



## GESAMTERGEBNISSE 2012 IM ÜBERBLICK OVERALL RESULTS 2012 AT A GLANCE

Die Gewinner der Formula Student Germany 2012 am Hockenheimring sind die Teams der Universität Stuttgart und der TU Delft. In der Formula Student Combustion, dem Wettbewerb mit Verbrennungsmotoren, verwiesen die Stuttgarter die Teams der TU München und der Universität Göteborg Chalmers auf den zweiten und dritten Platz. In der Klasse der Elektrofahrzeuge, der Formula Student Electric, hat wie 2011 das DUT-Racing-Team aus Delft in den Niederlanden gesiegt, vor der ETH Zürich auf Rang zwei und der Universität Stuttgart auf Rang drei.




The winners of Formula Student 2012 competition at the Hockenheimring are the teams of the University of Stuttgart and of TU Delft. The Stuttgart team won the competition of Formula Student Combustion where the racing cars compete with combustion engines and relegated the teams from TU Munich and the University of Gothenburg Chalmers to the second and third place. In the Formula Student Electric, the competition using vehicles with electric engines, the DUT Racing Team from Delft in the Netherlands has won as in 2011, ahead from the team of EHT Zurich and University of Stuttgart which came second and third, respectively.

OVERALL RESULTS 2012 **FORMULA STUDENT COMBUSTION**






OVERALL PLACING	1	2	3	4	5
OVERALL SCORES	879.83	856.67	846.94	841.24	837.01
PENALTIES [POINTS]	0	0	0	0	0
FUEL [POINTS]	90.18	90.42	63.54	74.51	98.00
ENDURANCE [POINTS]	321.02	295.66	319.79	302.64	325.00
AUTOX [POINTS]	86.67	84.33	80.93	90.59	82.71
ACC [POINTS]	72.54	75.00	65.29	35.99	45.97
SKIDPAD [POINTS]	47.61	52.71	64.43	64.54	54.13
DESIGN [POINTS]	115.00	130.00	100.00	135.00	100.00
PRESENTATION [POINTS]	65.02	70.00	73.00	67.03	62.29
COST [POINTS]	81.78	58.55	79.97	70.93	68.91
CAR #	3	2	14	66	5
CAR					
UNIVERSITY	Stuttgart U	München TU	Göteborg Chalmers	Melbourne Monash	Rochester IT

OVERALL PLACING	6	7	8	9	10
OVERALL SCORES	824.51	815.73	791.51	783.48	770.88
PENALTIES [POINTS]	0	-5	0	0	0
FUEL [POINTS]	72.98	100.00	71.75	73.69	81.24
ENDURANCE [POINTS]	279.14	276.27	265.35	304.19	306.64
AUTOX [POINTS]	83.11	79.57	94.22	92.53	78.63
ACC [POINTS]	68.26	43.37	47.26	54.29	72.92
SKIDPAD [POINTS]	48.36	40.33	71.05	61.48	29.05
DESIGN [POINTS]	125.00	150.00	95.00	90.00	100.00
PRESENTATION [POINTS]	74.00	64.90	69.53	55.29	49.59
COST [POINTS]	73.67	66.29	77.35	52.01	52.79
CAR #	7	31	94	69	8
CAR					
UNIVERSITY	Hatfield UH	Montréal ETS	Esslingen UAS	Hamburg UAS	Ann Arbor U MI

# FORMULA STUDENT COMBUSTION GESAMTERGEBNISSE 2012






OVERALL PLACING	11	12	13	14	15
OVERALL SCORES	764.97	750.99	735.41	726.32	708.70
PENALTIES [POINTS]	0	0	-20	0	0
FUEL [POINTS]	72.84	74.36	93.24	84.37	74.99
ENDURANCE [POINTS]	241.60	255.75	241.62	262.97	194.87
AUTOX [POINTS]	77.43	56.11	74.66	69.63	70.53
ACC [POINTS]	58.43	59.28	44.34	41.82	51.27
SKIDPAD [POINTS]	60.31	68.08	65.33	55.09	71.14
DESIGN [POINTS]	140.00	95.00	100.00	90.00	95.00
PRESENTATION [POINTS]	67.63	57.78	65.85	67.86	66.20
COST [POINTS]	46.73	84.62	70.37	54.58	84.68
CAR #	21	18	92	70	42
CAR					
UNIVERSITY	Karlsruhe KIT	Akron U	Oxford Brookes U	Seattle U Washington	Stralsund UAS







OVERALL PLACING	16	17	18	19	20
OVERALL SCORES	706.27	669.19	659.66	632.37	628.90
PENALTIES [POINTS]	0	0	0	0	0
FUEL [POINTS]	91.17	57.13	90.20	63.39	59.45
ENDURANCE [POINTS]	236.82	188.48	214.01	235.20	224.24
AUTOX [POINTS]	72.65	66.15	45.17	53.54	64.94
ACC [POINTS]	59.42	56.94	26.80	63.79	36.99
SKIDPAD [POINTS]	-	57.82	43.78	48.09	31.88
DESIGN [POINTS]	120.00	100.00	105.00	80.00	100.00
PRESENTATION [POINTS]	52.56	67.63	63.59	34.64	52.68
COST [POINTS]	73.66	75.05	71.11	53.72	58.72
CAR #	74	40	23	33	107
CAR					
UNIVERSITY	Erlangen U	Budapest TU	Amberg UAS	Prague CTU	Graz UAS

OVERALL RESULTS 2012 **FORMULA STUDENT COMBUSTION**

OVERALL PLACING	21	22	23	24	25
OVERALL SCORES	603.57	585.06	575.79	565.42	565.20
PENALTIES [POINTS]	0	-5	0	0	0
FUEL [POINTS]	76.84	44.43	46.05	92.88	47.54
ENDURANCE [POINTS]	183.31	222.88	168.32	144.44	166.57
AUTOX [POINTS]	66.41	27.89	47.62	22.13	31.17
ACC [POINTS]	42.73	46.47	59.00	41.03	44.21
SKIDPAD [POINTS]	38.80	28.35	54.95	39.58	59.65
DESIGN [POINTS]	90.00	110.00	80.00	85.00	70.00
PRESENTATION [POINTS]	46.98	45.32	53.75	54.34	69.53
COST [POINTS]	58.49	64.71	66.10	86.03	76.53
CAR #	50	26	12	15	19
CAR					
UNIVERSITY	Coburg UAS	München UAS	Thessaloniki U	Glasgow U Strath	Roma U Sapienza




OVERALL PLACING	26	27	28	29	30
OVERALL SCORES	549.73	540.12	529.57	517.41	500.03
PENALTIES [POINTS]	0	0	0	0	0
FUEL [POINTS]	69.45	51.06	69.22	51.81	47.26
ENDURANCE [POINTS]	162.80	141.79	168.54	188.46	149.15
AUTOX [POINTS]	50.80	49.96	33.62	21.63	30.27
ACC [POINTS]	52.73	56.66	56.34	59.14	43.09
SKIDPAD [POINTS]	30.95	52.87	23.17	52.98	41.40
DESIGN [POINTS]	70.00	80.00	60.00	75.00	70.00
PRESENTATION [POINTS]	52.08	55.17	46.27	39.39	61.46
COST [POINTS]	60.91	52.61	72.42	29.00	57.40
CAR #	60	62	115	44	52
CAR					
UNIVERSITY	Weingarten UAS	Regensburg UAS	Nevers ISAT	Sankt Augustin UAS	Moscow MAMI

# FORMULA STUDENT COMBUSTION GESAMTERGEBNISSE 2012

<b>OVERALL PLACING</b>	<b>31</b>	<b>32</b>	<b>33</b>	<b>34</b>	<b>35</b>
<b>OVERALL SCORES</b>	492.97	445.75	434.59	429.60	395.63
<b>PENALTIES [POINTS]</b>	0	0	0	0	0
<b>FUEL [POINTS]</b>	49.16	52.94	48.38	76.85	44.04
<b>ENDURANCE [POINTS]</b>	146.63	150.30	87.83	160.23	-
<b>AUTOX [POINTS]</b>	59.17	33.50	13.00	23.66	53.73
<b>ACC [POINTS]</b>	46.84	43.85	26.34	-	51.62
<b>SKIDPAD [POINTS]</b>	42.09	43.70	45.41	-	44.19
<b>DESIGN [POINTS]</b>	45.00	50.00	90.00	75.00	90.00
<b>PRESENTATION [POINTS]</b>	41.05	35.12	58.37	46.19	54.81
<b>COST [POINTS]</b>	63.04	36.33	65.25	47.66	57.22
<b>CAR #</b>	28	96	55	88	85
<b>CAR</b>					
<b>UNIVERSITY</b>	Kassel U	Mittweida UAS	Berlin TU	Beijing IT	Padova U
<b>OVERALL PLACING</b>	<b>36</b>	<b>37</b>	<b>38</b>	<b>39</b>	<b>40</b>
<b>OVERALL SCORES</b>	394.49	387.49	380.64	377.89	371.54
<b>PENALTIES [POINTS]</b>	0	0	-30	0	0
<b>FUEL [POINTS]</b>	-	26.37	-	63.71	51.65
<b>ENDURANCE [POINTS]</b>	-	113.29	-	97.13	119.48
<b>AUTOX [POINTS]</b>	87.13	34.30	100.00	8.98	6.75
<b>ACC [POINTS]</b>	54.02	47.30	42.41	44.05	43.89
<b>SKIDPAD [POINTS]</b>	75.00	36.59	48.01	-	-
<b>DESIGN [POINTS]</b>	80.00	60.00	95.00	75.00	60.00
<b>PRESENTATION [POINTS]</b>	41.05	38.20	75.00	37.25	34.88
<b>COST [POINTS]</b>	57.29	31.44	50.22	51.76	54.88
<b>CAR #</b>	45	61	1	29	122
<b>CAR</b>					
<b>UNIVERSITY</b>	Rolla MST	Wuppertal U	Ravensburg DHBW	Loughborough U	Saarbrücken UAS













OVERALL RESULTS 2012 **FORMULA STUDENT COMBUSTION**

OVERALL PLACING	41	42	43	44	45
OVERALL SCORES	370.59	349.64	331.73	327.84	317.01
PENALTIES [POINTS]	0	0	-5	0	0
FUEL [POINTS]	8.29	-	-	19.30	-
ENDURANCE [POINTS]	61.49	-	-	56.22	-
AUTOX [POINTS]	29.64	46.65	64.02	4.50	42.89
ACC [POINTS]	47.85	52.50	53.30	45.03	51.19
SKIDPAD [POINTS]	40.97	41.04	40.61	32.12	29.62
DESIGN [POINTS]	80.00	80.00	95.00	50.00	85.00
PRESENTATION [POINTS]	43.54	56.59	24.20	63.36	43.31
COST [POINTS]	58.81	72.84	59.60	57.31	65.01
CAR #	67	22	64	27	72
CAR					
UNIVERSITY	Trondheim NTNU	Karlsruhe UAS	Maribor U	Mumbai Somaiya	Hamburg HSU

OVERALL PLACING	46	47	48	49	50
OVERALL SCORES	304.07	293.43	290.42	284.22	280.51
PENALTIES [POINTS]	0	0	0	0	-5
FUEL [POINTS]	-	-	42.52	-	-
ENDURANCE [POINTS]	-	-	-	-	-
AUTOX [POINTS]	30.70	41.79	4.50	29.31	33.51
ACC [POINTS]	38.00	-	8.42	40.18	27.06
SKIDPAD [POINTS]	38.23	47.83	60.93	18.25	49.07
DESIGN [POINTS]	80.00	100.00	50.00	60.00	85.00
PRESENTATION [POINTS]	52.56	52.20	59.32	63.36	16.85
COST [POINTS]	64.58	51.60	64.73	73.13	74.03
CAR #	30	59	43	24	39
CAR					
UNIVERSITY	Columbus OSU	Graz TU	Uxbridge U Brunel	Liverpool U	Pisa U

# FORMULA STUDENT COMBUSTION GESAMTERGEBNISSE 2012

<b>OVERALL PLACING</b>	<b>51</b>	<b>52</b>	<b>53</b>	<b>54</b>	<b>55</b>
<b>OVERALL SCORES</b>	279.28	265.50	264.68	255.16	250.12
<b>PENALTIES [POINTS]</b>	-5	0	0	0	0
<b>FUEL [POINTS]</b>	-	-	-	16.56	14.90
<b>ENDURANCE [POINTS]</b>	-	-	-	-	-
<b>AUTOX [POINTS]</b>	17.14	-	25.38	6.22	21.73
<b>ACC [POINTS]</b>	53.80	54.70	45.72	14.26	47.01
<b>SKIDPAD [POINTS]</b>	36.84	23.31	41.42	39.23	44.43
<b>DESIGN [POINTS]</b>	70.00	75.00	50.00	70.00	65.00
<b>PRESENTATION [POINTS]</b>	55.88	39.86	46.51	32.39	31.92
<b>COST [POINTS]</b>	50.62	72.63	55.64	76.50	25.15
<b>CAR #</b>	53	77	41	83	58
<b>CAR</b>					
<b>UNIVERSITY</b>	Paderborn U	Birmingham U	Wien TU	Cottbus TU	Lemgo UAS
<b>OVERALL PLACING</b>	<b>56</b>	<b>57</b>	<b>58</b>	<b>59</b>	<b>60</b>
<b>OVERALL SCORES</b>	243.06	237.96	232.84	231.64	226.51
<b>PENALTIES [POINTS]</b>	-5	0	0	0	0
<b>FUEL [POINTS]</b>	0.00	-	-	-	-
<b>ENDURANCE [POINTS]</b>	-	-	-	-	-
<b>AUTOX [POINTS]</b>	33.71	-	-	4.50	4.89
<b>ACC [POINTS]</b>	62.12	-	60.28	38.76	-
<b>SKIDPAD [POINTS]</b>	-	52.49	-	-	43.03
<b>DESIGN [POINTS]</b>	40.00	65.00	60.00	65.00	75.00
<b>PRESENTATION [POINTS]</b>	51.49	56.47	45.32	45.56	45.32
<b>COST [POINTS]</b>	60.73	64.00	67.23	77.82	58.27
<b>CAR #</b>	119	99	38	116	32
<b>CAR</b>					
<b>UNIVERSITY</b>	Viterbo U Tuscìa	Aachen RWTH	Berlin UAS	Kempten UAS	Mannheim UAS

OVERALL RESULTS 2012 **FORMULA STUDENT COMBUSTION**

OVERALL PLACING	61	62	63	64	65
OVERALL SCORES	217.21	211.42	209.25	207.35	205.60
PENALTIES [POINTS]	0	-30	0	0	0
FUEL [POINTS]	-	70.60	-	-	-
ENDURANCE [POINTS]	-	-	-	-	-
AUTOX [POINTS]	4.50	4.50	34.50	4.50	-
ACC [POINTS]	43.49	31.46	-	34.81	-
SKIDPAD [POINTS]	-	-	-	-	3.50
DESIGN [POINTS]	40.00	50.00	70.00	95.00	60.00
PRESENTATION [POINTS]	53.63	40.93	36.31	36.31	62.64
COST [POINTS]	75.59	43.94	68.44	36.73	79.46
CAR #	82	68	97	57	20
CAR					
UNIVERSITY	Cambridge U	Pforzheim U	Schweinfurt UAS	Metz ENIM	Ulm UAS

OVERALL PLACING	66	67	68	69	70
OVERALL SCORES	184.14	178.54	173.12	153.09	134.83
PENALTIES [POINTS]	-25	0	0	0	-5
FUEL [POINTS]	-	-	-	-	-
ENDURANCE [POINTS]	-	-	-	-	-
AUTOX [POINTS]	-	4.50	-	4.50	16.80
ACC [POINTS]	3.50	3.50	-	-	-
SKIDPAD [POINTS]	8.03	-	-	-	-
DESIGN [POINTS]	80.00	55.00	70.00	55.00	60.00
PRESENTATION [POINTS]	47.46	43.19	47.58	29.42	30.85
COST [POINTS]	70.16	72.35	55.55	64.17	32.18
CAR #	11	86	13	106	35
CAR					
UNIVERSITY	Toronto U	Madrid TU	Wroclaw TU	Hannover UAS	Konstanz UAS



# FORMULA STUDENT COMBUSTION GESAMTERGEBNISSE 2012

OVERALL PLACING	71	72	73	74	75
OVERALL SCORES	113.14	103.28	85.08	80.85	60.14
PENALTIES [POINTS]	0	0	0	0	0
FUEL [POINTS]	-	-	-	-	-
ENDURANCE [POINTS]	-	-	-	-	-
AUTOX [POINTS]	4.50	-	-	-	-
ACC [POINTS]	-	-	-	-	-
SKIDPAD [POINTS]	-	-	-	-	-
DESIGN [POINTS]	40.00	40.00	40.00	50.00	30.00
PRESENTATION [POINTS]	41.88	33.22	45.08	30.85	30.14
COST [POINTS]	26.76	30.06	0.00	0.00	0.00
CAR #	54	80	51	25	90
CAR					
UNIVERSITY	Darmstadt UAS	Latacunga ESPE	Alexandria U	Bochum U	Antwerpen KdG

OVERALL PLACING	76	77
OVERALL SCORES	42.47	-98.69
PENALTIES [POINTS]	0	-100
FUEL [POINTS]	-	-
ENDURANCE [POINTS]	-	-
AUTOX [POINTS]	-	-
ACC [POINTS]	-	-
SKIDPAD [POINTS]	-	-
DESIGN [POINTS]	0.00	0.00
PRESENTATION [POINTS]	42.47	1.31
COST [POINTS]	0.00	0.00
CAR #	34	111
CAR		
UNIVERSITY	Navi Mumbai BVCOE	Tampere UAS



DOI: 10.1365/s35778-012-0788-2

powered by

**ATZ**

 Springer Vieweg

Jetzt unter

[www.careers4engineers.de](http://www.careers4engineers.de)

über die Veranstaltung informieren  
und kostenlos anmelden!

# Topjobs für Ingenieure!

Einstieg · Umstieg · Aufstieg

**Karriere-Event 2012**

30. November: Darmstadt

Jetzt vormerken:

27. April 2013: Stuttgart

careers **4**engineers  
automotive

Die Karriere-Events für Automobil-Ingenieure – [www.careers4engineers.de](http://www.careers4engineers.de)