





GESAMTERGEBNISSE 2011 IM ÜBERBLICK

OVERALL RESULTS 2011 AT A GLANCE

Die Gewinner der Formula Student Germany 2011 am Hockenheimring sind die Teams der DHBW Ravensburg und der TU Delft. Die Ravensburger verwiesen in der Formula Student Combustion, dem Wettbewerb mit Verbrennungsmotoren, die Teams der TU München und der Universität Stuttgart auf den zweiten und dritten Platz. In der Klasse der Elektrofahrzeuge, der Formula Student Electric, hat das DUT-Racing-Team aus den Niederlanden vor der ETH Zürich auf Rang zwei und der DHBW Ravensburg auf Rang drei gesiegt.

The winners of Formula Student Germany 2011 at the Hockenheimring are the teams of the DHBW Ravensburg and of the TU Delft. The Ravensburg team in Formula Student Combustion, the competition of vehicles with combustion engine, relegated the teams of TU Munich and the team of the University of Stuttgart to the second and third place. In the class of the electric vehicles, the Formula Student Electric, the DUT Racing Team from the Netherlands has won. The ETH Zurich came in second ahead of the DHBW Ravensburg achieving third place.

OVERALL RESULTS 2011 FORMULA STUDENT COMBUSTION






OVERALL PLACING	1	2	3	4	5
OVERALL SCORES	882,13	858,72	812,58	768,91	768,18
PENALTIES [POINTS]	-	-	-	-	-
FUEL [POINTS]	92,55	73,76	68,06	72,22	57,75
ENDURANCE [POINTS]	325,00	270,66	243,96	257,67	238,91
AUTOX [POINTS]	100,00	82,16	78,50	71,58	82,10
ACC [POINTS]	48,75	68,22	69,57	69,82	75,00
SKIDPAD [POINTS]	36,74	67,80	56,18	52,31	69,15
DESIGN [POINTS]	150,00	145,00	140,00	115,00	90,00
PRESENTATION [POINTS]	53,52	72,00	73,00	61,96	67,69
COST [POINTS]	75,59	79,11	83,32	68,35	87,58
CAR #	21	7	29	42	5
CAR					
UNIVERSITY	Ravensburg DHBW	München TU	Stuttgart U	Helsinki UAS	Rochester IT






OVERALL PLACING	6	7	8	9	10
OVERALL SCORES	734,02	685,97	682,86	674,58	638,54
PENALTIES [POINTS]	-	-	-20	-	-
FUEL [POINTS]	70,08	50,94	53,34	55,77	52,84
ENDURANCE [POINTS]	246,99	234,27	247,77	186,02	183,62
AUTOX [POINTS]	74,73	4,50	66,33	70,59	54,66
ACC [POINTS]	53,95	59,50	64,21	63,77	65,40
SKIDPAD [POINTS]	67,05	41,40	40,64	70,38	45,27
DESIGN [POINTS]	80,00	135,00	110,00	80,00	130,00
PRESENTATION [POINTS]	64,51	74,00	53,52	67,13	37,27
COST [POINTS]	76,72	86,34	67,05	80,93	69,48
CAR #	69	57	2	22	94
CAR					
UNIVERSITY	Hamburg UAS	Hatfield UH	Ann Arbor U MI	Karlsruhe KIT	Esslingen UAS

FORMULA STUDENT COMBUSTION GESAMTERGEBNISSE 2011









OVERALL PLACING	11	12	13	14	15
OVERALL SCORES	630,22	625,77	610,59	564,44	544,24
PENALTIES [POINTS]	-	-	-	-	-5
FUEL [POINTS]	52,28	54,72	79,56	69,37	59,83
ENDURANCE [POINTS]	205,51	228,86	163,31	162,53	128,40
AUTOX [POINTS]	31,44	24,88	51,05	34,30	20,68
ACC [POINTS]	65,05	62,89	47,25	47,01	34,00
SKIDPAD [POINTS]	42,43	52,03	48,51	52,89	75,00
DESIGN [POINTS]	105,00	70,00	90,00	70,00	90,00
PRESENTATION [POINTS]	55,43	56,62	70,00	67,53	64,51
COST [POINTS]	73,08	75,78	60,91	60,80	76,83
CAR #	18	73	26	53	12
CAR					
UNIVERSITY	Tallinn TU UAS	Akron U	Amberg UAS	Kiel UAS	Toronto U
OVERALL PLACING	16	17	18	19	20
OVERALL SCORES	531,83	528,83	526,50	516,87	492,79
PENALTIES [POINTS]	-	-	-	-	-
FUEL [POINTS]	27,35	46,04	59,12	49,57	55,52
ENDURANCE [POINTS]	145,36	136,37	148,13	159,17	-
AUTOX [POINTS]	60,23	52,70	59,67	28,15	73,22
ACC [POINTS]	63,04	47,71	46,27	54,13	74,89
SKIDPAD [POINTS]	38,99	57,92	43,57	45,70	61,73
DESIGN [POINTS]	75,00	70,00	55,00	85,00	90,00
PRESENTATION [POINTS]	52,88	55,90	52,56	45,63	66,42
COST [POINTS]	68,99	62,19	62,17	49,52	71,01
CAR #	46	19	55	72	63
CAR					
UNIVERSITY	Turin PT	Roma U Sapienza	Stuttgart DHBW	Hamburg HSU	Graz TU

OVERALL RESULTS 2011 **FORMULA STUDENT COMBUSTION**






OVERALL PLACING	21	22	23	24	25
OVERALL SCORES	480,09	478,38	475,09	464,65	451,38
PENALTIES [POINTS]	-	-	-	-	-
FUEL [POINTS]	7,46	100,00	69,93	67,81	54,72
ENDURANCE [POINTS]	134,40	76,74	-	-	-
AUTOX [POINTS]	34,19	4,50	79,98	45,90	75,82
ACC [POINTS]	40,72	52,11	54,61	37,05	69,62
SKIDPAD [POINTS]	51,17	46,01	46,77	52,66	46,38
DESIGN [POINTS]	65,00	75,00	90,00	125,00	100,00
PRESENTATION [POINTS]	66,66	64,03	75,00	67,37	57,82
COST [POINTS]	80,50	59,99	58,80	68,86	47,03
CAR #	54	35	33	11	14
CAR					
UNIVERSITY	Barcelona UPC	Wolfenbüttel UAS Ostfalia	Bath U	Graz UAS	Ithaca Cornell U

OVERALL PLACING	26	27	28	29	30
OVERALL SCORES	447,17	437,30	422,12	404,26	398,35
PENALTIES [POINTS]	-	-	-	-	-
FUEL [POINTS]	71,65	49,56	-	-	49,91
ENDURANCE [POINTS]	-	116,06	-	-	-
AUTOX [POINTS]	25,29	4,50	65,61	59,13	58,31
ACC [POINTS]	58,80	33,57	65,05	61,49	48,12
SKIDPAD [POINTS]	58,74	43,95	39,89	41,80	60,46
DESIGN [POINTS]	95,00	65,00	120,00	100,00	70,00
PRESENTATION [POINTS]	56,38	59,49	53,52	61,32	61,48
COST [POINTS]	81,30	65,18	78,05	80,53	50,06
CAR #	4	62	74	61	10
CAR					
UNIVERSITY	Darmstadt TU	Regensburg UAS	Erlangen U	München UAS	Stralsund UAS

FORMULA STUDENT COMBUSTION GESAMTERGEBNISSE 2011



OVERALL PLACING	31	32	33	34	35
OVERALL SCORES	365,75	362,80	356,81	354,15	320,89
PENALTIES [POINTS]	-	-	-	-	-
FUEL [POINTS]	8,58	-	-	-	-
ENDURANCE [POINTS]	139,52	-	-	-	-
AUTOX [POINTS]	4,50	37,14	55,24	80,80	20,92
ACC [POINTS]	56,10	52,28	63,33	40,14	50,73
SKIDPAD [POINTS]	37,42	69,21	35,99	44,83	45,21
DESIGN [POINTS]	60,00	80,00	80,00	80,00	75,00
PRESENTATION [POINTS]	33,61	60,68	53,52	39,42	63,79
COST [POINTS]	26,04	63,48	68,75	68,95	65,23
CAR #	60	91	76	17	100
CAR					
UNIVERSITY	Viterbo U Tuscia	Braunschweig TU	Freiberg TU	Oxford Brookes U	Kempton UAS
OVERALL PLACING	36	37	38	39	40
OVERALL SCORES	312,94	304,60	295,83	292,55	287,93
PENALTIES [POINTS]	-	-	-	-	-
FUEL [POINTS]	-	-	-	-	-
ENDURANCE [POINTS]	-	-	-	-	-
AUTOX [POINTS]	37,00	45,21	4,50	19,79	18,75
ACC [POINTS]	42,49	42,30	53,68	49,92	58,71
SKIDPAD [POINTS]	29,77	38,56	62,70	-	31,26
DESIGN [POINTS]	60,00	60,00	70,00	90,00	70,00
PRESENTATION [POINTS]	63,55	44,76	53,04	58,53	36,31
COST [POINTS]	80,13	73,78	51,90	74,30	72,89
CAR #	80	39	32	16	85
CAR					
UNIVERSITY	Berlin TU	Pisa U	Liverpool LJMU	Karlsruhe UAS	Padova U

OVERALL RESULTS 2011 **FORMULA STUDENT COMBUSTION**






OVERALL PLACING	41	42	43	44	45
OVERALL SCORES	284,34	283,50	279,24	277,99	261,92
PENALTIES [POINTS]	-	-	-5	-	-
FUEL [POINTS]	-	-	-	0,00	-
ENDURANCE [POINTS]	-	-	-	-	25,00
AUTOX [POINTS]	19,33	16,59	4,50	22,34	4,50
ACC [POINTS]	43,87	60,73	42,96	39,09	32,94
SKIDPAD [POINTS]	32,94	46,74	67,24	34,48	11,90
DESIGN [POINTS]	75,00	65,00	55,00	65,00	75,00
PRESENTATION [POINTS]	39,18	23,41	62,35	37,51	39,66
COST [POINTS]	74,02	71,02	52,18	79,58	72,92
CAR #	31	66	41	15	30
CAR					
UNIVERSITY	Cardiff U	Weingarten UAS	Wien TU	Glasgow U Strath	Odense SDU

OVERALL PLACING	46	47	48	49	50
OVERALL SCORES	255,14	243,28	237,94	235,22	232,16
PENALTIES [POINTS]	-	-	-	-	-
FUEL [POINTS]	-	-	-	-	-
ENDURANCE [POINTS]	-	-	-	-	-
AUTOX [POINTS]	4,50	19,27	4,63	-	4,50
ACC [POINTS]	43,16	38,30	25,90	5,39	25,61
SKIDPAD [POINTS]	49,72	22,53	54,53	35,41	43,73
DESIGN [POINTS]	50,00	60,00	55,00	95,00	55,00
PRESENTATION [POINTS]	47,54	35,60	41,33	47,54	38,07
COST [POINTS]	60,22	67,58	56,56	51,87	65,26
CAR #	43	25	102	70	52
CAR					
UNIVERSITY	Uxbridge U Brunel	Birmingham U	Hannover UAS	Coburg UAS	Moscow MAMI

FORMULA STUDENT COMBUSTION GESAMTERGEBNISSE 2011






OVERALL PLACING	51	52	53	54	55
OVERALL SCORES	222,64	218,28	208,40	203,97	185,95
PENALTIES [POINTS]	-	-10	-	-	-
FUEL [POINTS]	-	-	-	-	-
ENDURANCE [POINTS]	-	-	-	-	-
AUTOX [POINTS]	4,50	4,50	-	4,50	4,50
ACC [POINTS]	3,50	45,22	3,50	23,75	-
SKIDPAD [POINTS]	51,77	25,38	-	17,71	-
DESIGN [POINTS]	40,00	85,00	70,00	65,00	65,00
PRESENTATION [POINTS]	49,37	32,97	60,20	45,87	45,15
COST [POINTS]	73,50	35,21	74,69	47,13	71,30
CAR #	89	64	78	58	82
CAR					
UNIVERSITY	Bratislava TU	Kaiserslautern TU	Deggendorf UAS	Nevers ISAT	Cambridge U
OVERALL PLACING	56	57	58	59	60
OVERALL SCORES	182,39	180,06	179,82	177,67	167,54
PENALTIES [POINTS]	-	-25	-	-	-5
FUEL [POINTS]	-	-	-	-	-
ENDURANCE [POINTS]	-	-	-	-	-
AUTOX [POINTS]	-	4,50	4,50	-	4,50
ACC [POINTS]	-	44,10	47,75	-	3,50
SKIDPAD [POINTS]	-	39,04	3,50	23,23	-
DESIGN [POINTS]	55,00	55,00	50,00	55,00	50,00
PRESENTATION [POINTS]	60,44	52,80	33,45	47,54	44,12
COST [POINTS]	66,94	9,62	40,62	51,90	70,42
CAR #	86	24	75	79	87
CAR					
UNIVERSITY	Madrid PT	Wroclaw TU	Berlin UAS	Tampere UAS	Patras U

OVERALL RESULTS 2011 **FORMULA STUDENT COMBUSTION**

OVERALL PLACING	61	62	63	64	65
OVERALL SCORES	160,39	158,19	152,92	152,80	146,81
PENALTIES [POINTS]	-	-	-	-	-15
FUEL [POINTS]	-	-	-	-	-
ENDURANCE [POINTS]	-	-	-	-	-
AUTOX [POINTS]	-	27,49	4,50	-	-
ACC [POINTS]	-	-	3,50	-	-
SKIDPAD [POINTS]	11,61	-	3,50	-	-
DESIGN [POINTS]	55,00	50,00	40,00	40,00	65,00
PRESENTATION [POINTS]	35,60	40,61	66,18	39,18	49,85
COST [POINTS]	58,19	40,08	35,24	73,62	46,96
CAR #	67	28	77	23	48
CAR					
UNIVERSITY	Metz ENIM	Kassel U	Mumbai Somaiya	Aachen RWTH	Dortmund TU

OVERALL PLACING	66	67	68	69	70
OVERALL SCORES	145,76	132,89	119,61	110,22	109,66
PENALTIES [POINTS]	-40	-10	-	-	-
FUEL [POINTS]	-	-	-	-	-
ENDURANCE [POINTS]	25,00	-	-	-	-
AUTOX [POINTS]	4,50	34,26	-	4,50	-
ACC [POINTS]	3,50	33,75	-	-	-
SKIDPAD [POINTS]	37,90	-	-	-	-
DESIGN [POINTS]	50,00	40,00	40,00	30,00	30,00
PRESENTATION [POINTS]	44,44	34,88	47,62	36,08	45,87
COST [POINTS]	20,43	0,00	31,99	39,65	33,79
CAR #	27	20	34	99	71
CAR					
UNIVERSITY	Port Elizabeth NMMU	Maribor U	Magdeburg OVGU	Latacunga ESPE	Lecce U


FORMULA STUDENT COMBUSTION GESAMTERGEBNISSE 2011

OVERALL PLACING	71	72	73	74	75
OVERALL SCORES	107,30	104,01	85,08	70,36	0,00
PENALTIES [POINTS]	-	-	-	-50	-35
FUEL [POINTS]	-	-	-	-	-
ENDURANCE [POINTS]	-	-	-	-	-
AUTOX [POINTS]	-	-	-	-	-
ACC [POINTS]	-	-	-	-	-
SKIDPAD [POINTS]	-	-	-	-	-
DESIGN [POINTS]	50,00	30,00	0,00	50,00	0,00
PRESENTATION [POINTS]	47,30	38,94	52,08	38,86	2,39
COST [POINTS]	10,00	35,07	33,00	31,50	0,00
CAR #	68	51	13	45	37
CAR					
UNIVERSITY	Mannheim UAS	Bochum U	Mumbai MHSS	Konstanz UAS	Sint-Katelijne-Waver DNI





AVL



FASCINATING AVL. WHATEVER YOU HAVE IN MIND.

AVL ist das weltweit größte private Unternehmen für die Entwicklung, Simulation und Prüftechniken von Antriebssystemen. Wir suchen Menschen, die aktiv die Zukunft der Mobilität mitgestalten. Vom Verbrennungs- bis zum Elektromotor.

Für alle, die etwas bewegen wollen.
Bewerben Sie sich jetzt!
Scannen Sie den QR-Code und erhalten Sie die aktuellen Jobangebote direkt auf ihr Mobiltelefon oder gehen Sie auf unsere Website. www.avl.com/jobs









FORMULA STUDENT ELECTRIC GESAMTERGEBNISSE 2011

OVERALL PLACING	1	2	3	4	5
OVERALL SCORES	908,92	853,05	745,68	731,98	675,24
PENALTIES [POINTS]	-	-	-	-	-
EFFICIENCY [POINTS]	66,00	63,58	49,25	0,41	39,78
ENDURANCE [POINTS]	325,00	294,35	268,06	309,65	295,75
AUTOX [POINTS]	97,41	74,03	78,85	100,00	8,65
ACC [POINTS]	69,51	74,36	75,00	72,30	-
SKIDPAD [POINTS]	58,73	75,00	29,74	71,99	72,16
DESIGN [POINTS]	140	150	100	100	120
PRESENTATION [POINTS]	74,00	47,10	68,71	55,07	75,00
COST [POINTS]	78,26	74,64	76,06	22,57	63,90
CAR #	E85	E33	E110	E21	E22
CAR					
UNIVERSITY	Delft TU	Zürich ETH	Ravensburg DHBW	München TU	Karlsruhe KIT

OVERALL PLACING	6	7	8	9	10
OVERALL SCORES	598,05	592,35	482,71	456,36	367,58
PENALTIES [POINTS]	-	-	-	-	-
EFFICIENCY [POINTS]	0,00	19,85	-	100,00	9,83
ENDURANCE [POINTS]	285,73	275,33	-	127,25	-
AUTOX [POINTS]	-	6,79	77,59	-	23,60
ACC [POINTS]	49,65	-	54,67	-	42,49
SKIDPAD [POINTS]	38,51	45,03	73,62	-	61,82
DESIGN [POINTS]	85	110	130	90	85
PRESENTATION [POINTS]	68,28	65,63	69,23	60,99	72,00
COST [POINTS]	70,88	69,72	77,60	78,12	72,84
CAR #	E40	E1	E96	E53	E14
CAR					
UNIVERSITY	Eindhoven TU	Stuttgart U	Zwickau UAS	Graz TU	Deggendorf UAS

OVERALL RESULTS 2011 **FORMULA STUDENT ELECTRIC**

OVERALL PLACING	11	12	13	14	15
OVERALL SCORES	299,32	264,89	250,70	229,15	228,02
PENALTIES [POINTS]	-	-	-	-5	-
EFFICIENCY [POINTS]	50,12	0,00	-	-	-
ENDURANCE [POINTS]	-	25,00	-	-	-
AUTOX [POINTS]	-	4,50	4,50	19,49	-
ACC [POINTS]	25,84	47,31	3,50	3,50	3,50
SKIDPAD [POINTS]	7,71	3,50	22,00	51,21	-
DESIGN [POINTS]	90	50	85	75	90
PRESENTATION [POINTS]	50,96	62,54	71,00	59,45	73,00
COST [POINTS]	74,69	72,05	64,70	25,50	61,52
CAR #	E66	E77	E50	E12	E44
CAR					
UNIVERSITY	Diepholz UAS	München UAS	Lisboa IST	Köln UAS	Dresden TU

OVERALL PLACING	16	17	18	19	20
OVERALL SCORES	210,16	199,82	197,03	181,72	171,35
PENALTIES [POINTS]	-	-	-	-	-
EFFICIENCY [POINTS]	-	-	0,00	-	-
ENDURANCE [POINTS]	-	-	25,00	-	-
AUTOX [POINTS]	-	-	-	-	-
ACC [POINTS]	-	-	-	-	-
SKIDPAD [POINTS]	-	-	-	-	-
DESIGN [POINTS]	85	85	55	40	75
PRESENTATION [POINTS]	59,19	44,78	49,41	70,00	38,60
COST [POINTS]	65,97	70,04	67,61	71,72	57,74
CAR #	E11	E107	E65	E13	E62
CAR					
UNIVERSITY	Bayreuth U	Siegen U	Wiesbaden UAS	Karlsruhe UAS	Regensburg UAS

FORMULA STUDENT ELECTRIC GESAMTERGEBNISSE 2011

OVERALL PLACING	21	22	23	24	25
OVERALL SCORES	167,03	166,88	156,52	132,68	130,69
PENALTIES [POINTS]	-	-	-5	-	-
EFFICENCY [POINTS]	-	-	-	-	-
ENDURANCE [POINTS]	-	-	-	-	-
AUTOX [POINTS]	-	4,50	-	-	-
ACC [POINTS]	-	4,33	-	-	-
SKIDPAD [POINTS]	-	3,50	-	-	-
DESIGN [POINTS]	70	60	55	30	50
PRESENTATION [POINTS]	40,92	42,55	55,93	53,79	55,33
COST [POINTS]	56,11	52,00	50,59	48,89	25,36
CAR #	E67	E97	E71	E23	E26
CAR					
UNIVERSITY	Osnabrück UAS	Landshut UAS	Stockholm KTH	Clausthal TU	Hannover U
OVERALL PLACING	26	27	28		
OVERALL SCORES	83,56	53,79	46,32		
PENALTIES [POINTS]	-20	-	-		
EFFICENCY [POINTS]	-	-	-		
ENDURANCE [POINTS]	-	-	-		
AUTOX [POINTS]	-	-	-		
ACC [POINTS]	-	-	-		
SKIDPAD [POINTS]	-	-	-		
DESIGN [POINTS]	30	0	0		
PRESENTATION [POINTS]	53,01	53,79	46,32		
COST [POINTS]	20,55	0,00	0,00		
CAR #	E101	E20	E42		
CAR					
UNIVERSITY	Bratislava TU	Madrid PT	Aachen RWTH		



Kopfarbeit mit Spaßfaktor



Handelsblatt



Von A1 bis Z8 – wir sind der weltweit führende Partner für die Entwicklung vernetzter Automobilelektronik.

Über 1.000 Mitarbeiter arbeiten an 9 internationalen Standorten am Erfolg der unabhängigen, inhabergeführten Unternehmensgruppe. Dabei baut Vector seine Position seit über 20 Jahren kontinuierlich aus. Unsere Mitarbeiter schätzen die Stabilität und Sicherheit eines mittelständischen Unternehmens.

► Vector – Freiraum für kluge Köpfe

Innovationen werden durch unsere „Kultur der offenen Tür“ gefördert. Durch den intensiven Dialog im Team kommen auch Ihre Ideen an. Typische Vector Werte wie Fairness und Vertrauen sind die Grundlage unserer Zusammenarbeit. Gemeinsam sind wir erfolgreich in der Lösung komplexer Aufgaben. Das verstehen wir unter Kopfarbeit mit Spaßfaktor.

Interessiert? Informieren Sie sich ausführlich unter:

www.vector.com/karriere