

RESEARCH

Open Access



Selection of medicinal plants for traditional medicines in Nepal

Durga H. Kutal¹, Ripu M. Kunwar^{2*} , Yadav Uprety³, Yagya P. Adhikari⁴, Shandesh Bhattarai⁵, Binaya Adhikari⁶, Laxmi M. Kunwar⁷, Man D. Bhatt⁸ and Rainer W. Bussmann⁹

Abstract

Background: There are handful hypothesis-driven ethnobotanical studies in Nepal. In this study, we tested the non-random medicinal plant selection hypothesis using national- and community-level datasets through three different types of regression: linear model with raw data, linear model with log-transformed data and negative binomial model.

Methods: For each of these model, we identified over-utilized families as those with highest positive Studentized residuals and underutilized families with highest negative Studentized residuals. The national-level data were collected from online databases and available literature while the community-level data were collected from Baitadi and Darchula districts.

Results: Both dataset showed larger variance (national dataset mean 6.51 < variance 156.31, community dataset mean 1.16 < variance 2.38). All three types of regression were important to determine the medicinal plant species selection and use differences among the total plant families, although negative binomial regression was most useful. The negative binomial showed a positive nonlinear relationship between total plant family size and number of medicinal species per family for the national dataset ($\beta_1 = 0.0160 \pm 0.0009$, $Z_1 = 16.59$, $p < 0.00001$, $AIC_1 = 1181$), and with similar slope and stronger performance for the community dataset ($\beta_2 = 0.1747 \pm 0.0199$, $Z_2 = 8.76$, $p < 0.00001$, $AIC_2 = 270.78$). Moraceae and Euphorbiaceae were found over-utilized while Rosaceae, Cyperaceae and Caryophyllaceae were recorded as underutilized.

Conclusions: As our datasets showed larger variance, negative binomial regression was found the most useful for testing non-random medicinal plant selection hypothesis. The predictions made by non-random selection of medicinal plants hypothesis holds true for community-level studies. The identification of over-utilized families is the first step toward sustainable conservation of plant resources and it provides a baseline for pharmacological research that might be leading to drug discovery.

Keywords: Medicinal plants, Moraceae, Underutilized, Over-utilized, Binomial regression

Introduction

Selection of plants for specific ethnobotanical uses follows two main pathways: (1) random selection, where no regard is taken of the taxonomic affinities, ecological clues, ethnobotanical context or other intrinsic qualities; and (2) targeted or focused selection based on ecological

traits (plants in particular habitats with particular growth habits, conservation priorities), or ethnopharmacological appraisals (identifying plants used traditionally to target specific diseases) [1, 2]. It is assumed that the selection of medicinal plants in traditional pharmacopeias is non-random and influenced in part by therapeutic efficacy [3], in part by social and cultural factors [4–6] and in part by taxonomic affiliation [7, 8].

In 1979, Moerman [3] tested the "non-random hypothesis of medicinal plant selection" which predicts that

*Correspondence: ripukunwar@gmail.com

² Ethnobotanical Society of Nepal, Kathmandu, Nepal

Full list of author information is available at the end of the article



large families are more likely to be richer in medicinal plants than small-sized families. The hypothesis implies that medicinal plants are not randomly selected by local communities, so that a linear positive relationship can be expected between the number of medicinal plants in a family and the size of the family [9]. Because of this non-random selection, some plant families tend to be over- or underrepresented in a given pharmacopeia [9–11]. This implies that "plant family" can become a strong determinant of plant use value [12]. One important question that can be appraised in this connection is why some plants in a particular family are predominantly used or over-utilized in some pharmacopeias and in some regions while other plants are underutilized?

To test the idea that traditional medical systems are influenced in part by therapeutic efficacy, Moerman [3] linearly regressed the number of medicinal plant species per family against the total number of species per family. Despite debated [8, 13], this method has been frequently used and tested in several geographic contexts, e.g., in Amazonian Ecuador [8, 13], in Belize [14], in Kashmir, India [15], in Hawai'i, USA [11], in Pakistan [16], in Mexico [4], in South Africa [9, 17] and in Italy [18]. Nonetheless, such hypothesis-driven ethnobotanical studies are scant particularly in plant-rich countries with broad traditional medicinal knowledge like Nepal [6, 19–23]. Recent studies still focus on medicinal plant diversity, their use patterns and conservation issues [24–26]. In this study, we tested the non-random medicinal plant selection hypothesis through using national- and district-level datasets. These two dataset helps compare the results and factors influence the selection of medicinal plants at national and local level. The latter dataset collected from particular ethnic groups of the northwestern mountainous districts of Nepal served to gauge the influence of sociocultural reasons for medicinal plant selection whereas the former dataset was exclusively random and it served to scrutinize the relationship between the number of medicinal plants in families and the size of those families.

Materials and methods

Study sites description

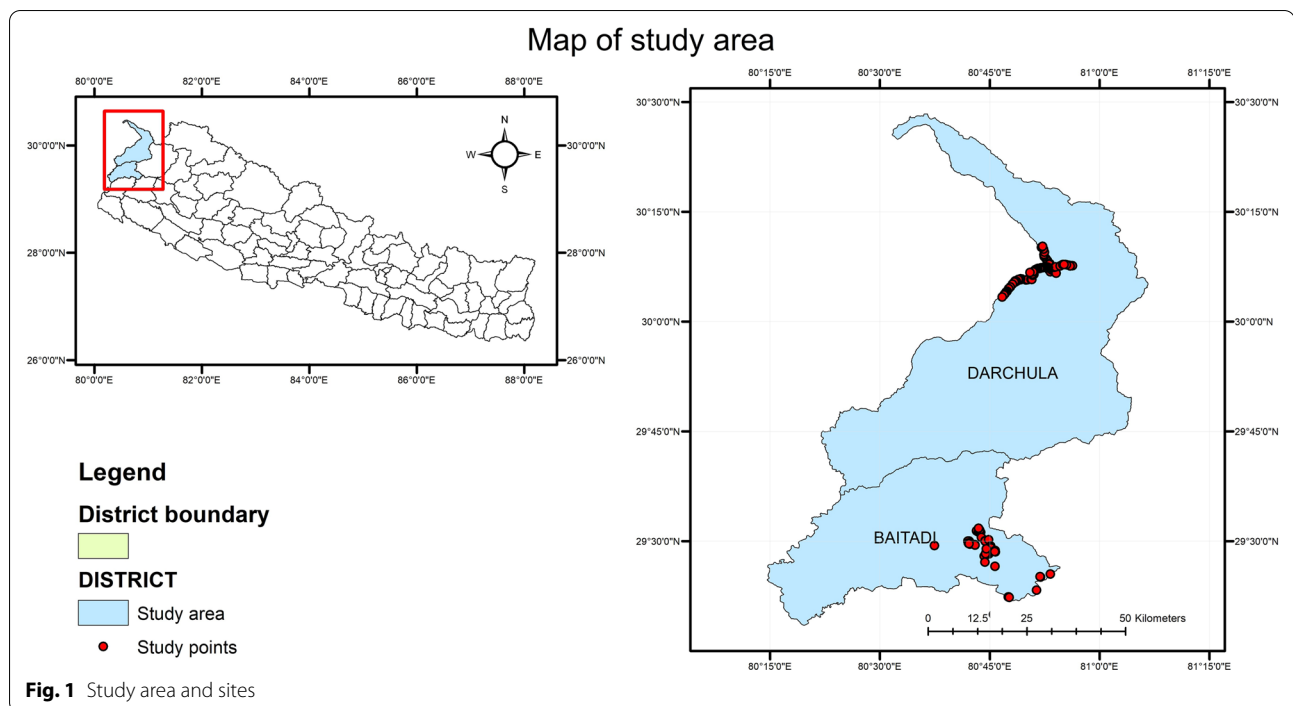
Nepal occupies about 0.1% of earth's terrestrial land, but it harbors 3.2% of the world's known flora [27]. So far, 13,067 plant species have been described from Nepal [28], which includes 41 species of gymnosperm [29], and about 7000 species of flowering plants [28, 30], of which 2500 species are used medicinally [31]. The medicinal use of plants in Nepal covers 3000 years of Ayurvedic use and a longer tradition of conservation for subsistence, household economy, primary health care and culture of indigenous people [19, 32–34]. Socioculturally, the

country has over 125 ethnic groups with castes including Brahmin, Chhetri, Chepang, Gurung, Magar, Raute, among others [35]. The former two are the dominant ethnic groups in our study sites as well as dominant in the country. There are about 16% Chhetri, 13% Brahmin, 13% Dalit (disadvantaged groups), 36% ethnic groups and 22% other groups and castes in Nepal [36]. The study districts Baitadi and Darchula represent the lower and southern part of the Kailash Sacred Landscape bordering China to the north and India to the west, are dominated by Chhetri about 60% followed by Brahmin 20%, Dalit 10% and others 10% [37]. Our sample population of the two districts represents Chhetri 58%, Brahmin 14%, Dalit 4% and others 24%.

Much of the area consists of dry, steep, semiarid and alpine rugged terrain [38]. These rangelands intergrade into temperate and subtropical forests, agricultural fields, river valleys and human populated villages [39, 40]. Forest types of the area range from tropical Sal (*Shorea robusta* Gaertn.) forest to alpine *Betula*–*Rhododendron* [41] and *Juniper*–*Anthopogon* scrubs. The bioclimate ranges from subtropical in the Baitadi district to alpine in the higher reaches of the mountainous Darchula district [42]. The upper Darchula district is originally known for growing Amaranth [43] and is a part of the relict hemp culture [44]. The area is popularly known for a variety of medicinally important species, which are used for primary health care in the region and also highly valued in other parts of Nepal and in India, Tibet and China [45] (Fig. 1).

Data collection

For this study, we used two variables: the total number of recorded species per family and the total number of medicinal plant species recorded per family (count data) at national level and community level. The national-level data were collected and adapted from an online database (efloras.org) and other literature [29, 31, 34, 46–49]. For community-level data on the floristic composition and useful medicinal plants of Baitadi and Darchula (BD) districts, intensive three-year fieldwork was conducted by the second author between 2016 and 2018 [37]. A total of 100 participants (57 from Baitadi and 43 from Darchula, 68 men and 32 women) representing traditional healers, plant collectors and traders, and elderly people of ages 40–102 were consulted for interviews following snowball sampling. Conversations with healers and elders were based on a common objective: to increase knowledge regarding herbal remedies and extend educational materials of local interest, as suggested in the guidelines of the International Society of Ethnobiology Code of Ethics [50]. Plant families follow the plant list theplantlist.org. Lowest taxon used for this study was species. Subspecies



were not accounted. Research permission was granted by the Institutional Review Board, Florida Atlantic University, USA, and prior informed consent was obtained from the division forest office Baitadi and Darchula districts, Nepal and all interview participants.

Data analysis

Some earlier studies employed the contingency table [8], least squares regression [9] and Bayesian analysis [51–53] to explore the relationships between the number of known medicinal plants in families (dependent variable) and the size of the family (independent variable). In this study, we used three statistical approaches considering a total of 231 plant families (sample set 1, $n_1 = 231$) for the national-level assessment and 105 plant families (sample set 2, $n_2 = 105$) for the district or community-level assessment. First, we fitted the simple linear model (LM model 1) to the untransformed data as commonly done in previous studies [3, 7, 14]. In model 2, we fitted the general linear model to the log + 1-transformed model (LogLM) as done in a study [11]. Finally, as LM and LogLM reveal poor performance in modeling count data [54], we fitted generalized linear model with negative binomial (NB model 3) following Robles et al. [13] and Muleba et al. [17].

We fitted a NB model to the medicinal plant data collected while also fitting the simple linear model with both untransformed and log-transformed data for comparison purpose. For each of these models, we identified

over-utilized families as those with positive residuals, meaning that these families contained a higher number of recorded medicinal species than would be expected from the model fitted. To identify the most over- and underutilized medicinal plant families, we used the Studentized residuals instead of the raw residuals [18]. Because raw residuals do not have a scale, it is difficult to determine what constitutes large or small residuals. Studentized residuals are often used to find outliers because they follow Student's t -distribution with $n-k-2$ degrees of freedom, where n is the number of observations and k is the number of regressors [55, 56]. All analyses were done in R (R Development core Team 2016).

Results

From the sample dataset of flowering and medicinal plants of Nepal, we recorded only ~28% and ~48% plants as medicinal in the national (n_1)- and district (n_2)-level datasets. A total of 6526 plant species and 1506 medicinal species was recorded under 231 families from the national-level data, and 255 plant species with 122 medicinal species of 105 families were reported from the district-level local data (Additional file 1). Our analysis revealed that some plant families were over-utilized, while others were underutilized. In the national data, the upper half of the families (115) with descending order of species harbored 1383 medicinal plant species (12 species/family) whereas the lower half (116) contributed only 118 medicinal plant species (1 species/family). The

largest 27 families contributed over half of the medicinal plant species ($n=753$). The top five families namely Orchidaceae, Poaceae, Asteraceae, Fabaceae and Cyperaceae contributed 283 medicinal plant species (56.6 species/family). A total of 45 plant families contained no species used medicinally (Fig. 2).

All three methods were important to determine the medicinal plant species use differences among the total plant families, although the NB regression model was most useful for our datasets as our datasets showed larger variance (national dataset mean 6.51 < variance 156.31, BD dataset mean 1.16 < variance 2.38). The mean number of medicinal plant species per family was $1.016 = \exp(0.0160)$ and $1.190 = \exp(0.1747)$ for the national and local or community or BD datasets respectively. The NB regression model showed a significant positive non-linear relationship between total plant family size and number of medicinal species per family for the whole Nepal data ($\beta_1 = 0.0160 \pm 0.0009$, $Z_1 = 16.59$, $p < 0.00001$, $AIC_1 = 1181$), with similar slope for the community-level data ($\beta_2 = 0.1747 \pm 0.0199$, $Z_2 = 8.76$, $p < 0.00001$, $AIC_2 = 270.78$) (Fig. 2). The results of $AIC_2 < AIC_1$ show that community-level data performed stronger in modeling than the national-level data. Accordingly, the Studentized residuals followed a t -distribution with 228 degrees of freedom ($n-k-2$) for the national dataset and 102 df for community-level dataset. The 5% critical value of the national dataset was $t_{0.05}(2)$, 228d.f. = 1.97 and for the community dataset $t_{0.05}(2)$, 102d.f. = 1.983. Community data possessed less ranged residuals (+4.5 to -4.66) than that of national data (+5.5 to -7.52) in linear model regression (Additional file 2, 3). The NB model residual values ranged from +4.24 to -1.25 for national data and +3.73 to -2.56 for community-level data. Families with large positive residuals are over-utilized and, while families with large negative values are used less than chance would allow.

For the whole national dataset, in the NB generalized linear model, 13 plant families had residual values above the 5% critical value: Moraceae (residual = +4.24), Cucurbitaceae (+3.69), Zingiberaceae (+3.69), Rutaceae (+3.37), Solanaceae (+3.29), Malvaceae (+3.27), Anacardiaceae (+2.60), Araceae (+2.41), Amaranthaceae (+2.37), Oleaceae (+2.37), Verbenaceae (+2.22), Euphorbiaceae (+2.20) and Apocynaceae (+2.15). The logLM conforms top seven over-utilized families but in a slightly different sequence: Moraceae (+1.87), Anacardiaceae (+1.74), Rutaceae (+1.68), Zingiberaceae (+1.66), Cucurbitaceae (+1.66), Solanaceae (+1.56), Euphorbiaceae (+1.52), Malvaceae (+1.49). The top seven over-utilized families in simple LM (Moerman's approach) appeared in a quite different set (Fabaceae (+5.54), Asteraceae (+4.82), Lamiaceae (+3.85), Rosaceae (+3.44),

Euphorbiaceae (+3.18), Polygonaceae (+2.77) and Moraceae (+2.55). The over-utilized families ($t \geq 1.983$) from all three models based on local district-level data showed that the over-used families were generally in similar order with some slight differences. Top over-utilized families in LM, LogLM and NB models were Moraceae (NB +3.73, LM +4.61, LogLM +1.85), Poaceae (+2.35, +4.57, +1.51), Apiaceae (+2.31, +2.96, +1.25), Euphorbiaceae (+2.18, +1.68, +1.44) and Meliaceae (+2.18, +1.68, +1.44) (Fig. 3).

We found no underutilized families (< -1.97 residual value in NB model) in the national dataset. However, underutilized families in NB model and LM comprise Fabaceae (-1.02), Cyperaceae (-1.03), Asteraceae (-1.18), Poaceae (-1.22) and Orchidaceae (-1.25), and Saxifragaceae (-1.71), Caryophyllaceae (-1.76), Cyperaceae (-4.22), Poaceae (-4.39) and Orchidaceae (-7.52), respectively. According to Moerman [57], a Studentized residual less than -1 or greater than 1 indicate significance. In LogLM the underutilized families were Caryophyllaceae (-1.99), Aquifoliaceae (-2.31), Cyperaceae (-2.39), and Juncaceae (-2.87) and Sabiaceae (-2.89) with only two common families Cyperaceae and Caryophyllaceae in both models. The NB model for community-level data showed Rosaceae (-2.56) as the only significantly underutilized family in districts (< -1.983). Other underutilized families in the NB model were Fabaceae (-1.19), Adoxaceae (-1.17), Primulaceae (-1.09) and Thymelaceae (-1.01), and the LM confirmed these as the top underutilized families, but in a slightly different sequence: Rosaceae (-4.66), Fabaceae (-1.22), Adoxaceae (-1.69), Primulaceae (-1.31) and Thymelaceae (-0.94). The logLM showed the top four underutilized families as Adoxaceae (-2.67), Primulaceae (-2.17), Thymelaceae (-1.55) and Rosaceae (-1.47) (Fig. 3).

Discussion

Catalogue of medicinal plants

The number of flowering and medicinal plants documented in this study (6526) was less than the original estimates [28, 29, 48, 58]. The real proportion of medicinal plants is likely greater than what we report here. This underreporting could be due to the following reasons i) there exists a very limited number of extensive field-dedicated ethnobotanical surveys in Nepal, and ii) the identification of voucher specimens in Nepal is still limited, given that taxonomic experts and resources are limited. Moreover, a comprehensive flora of Nepal is still unavailable [59] which constrains the database and analysis. In order to define if plants are preferentially selected or avoided it is necessary to have a complete and up to date

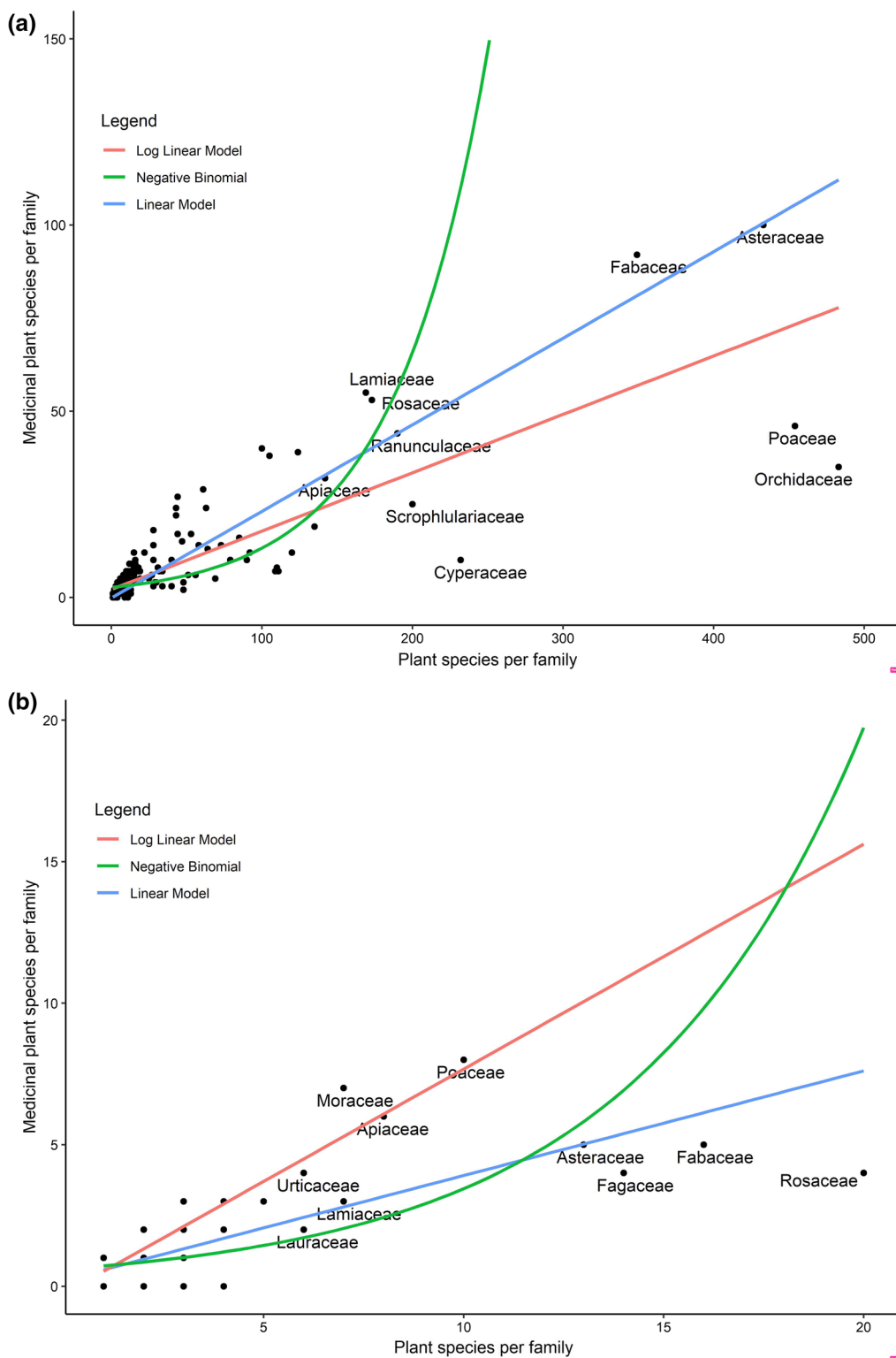
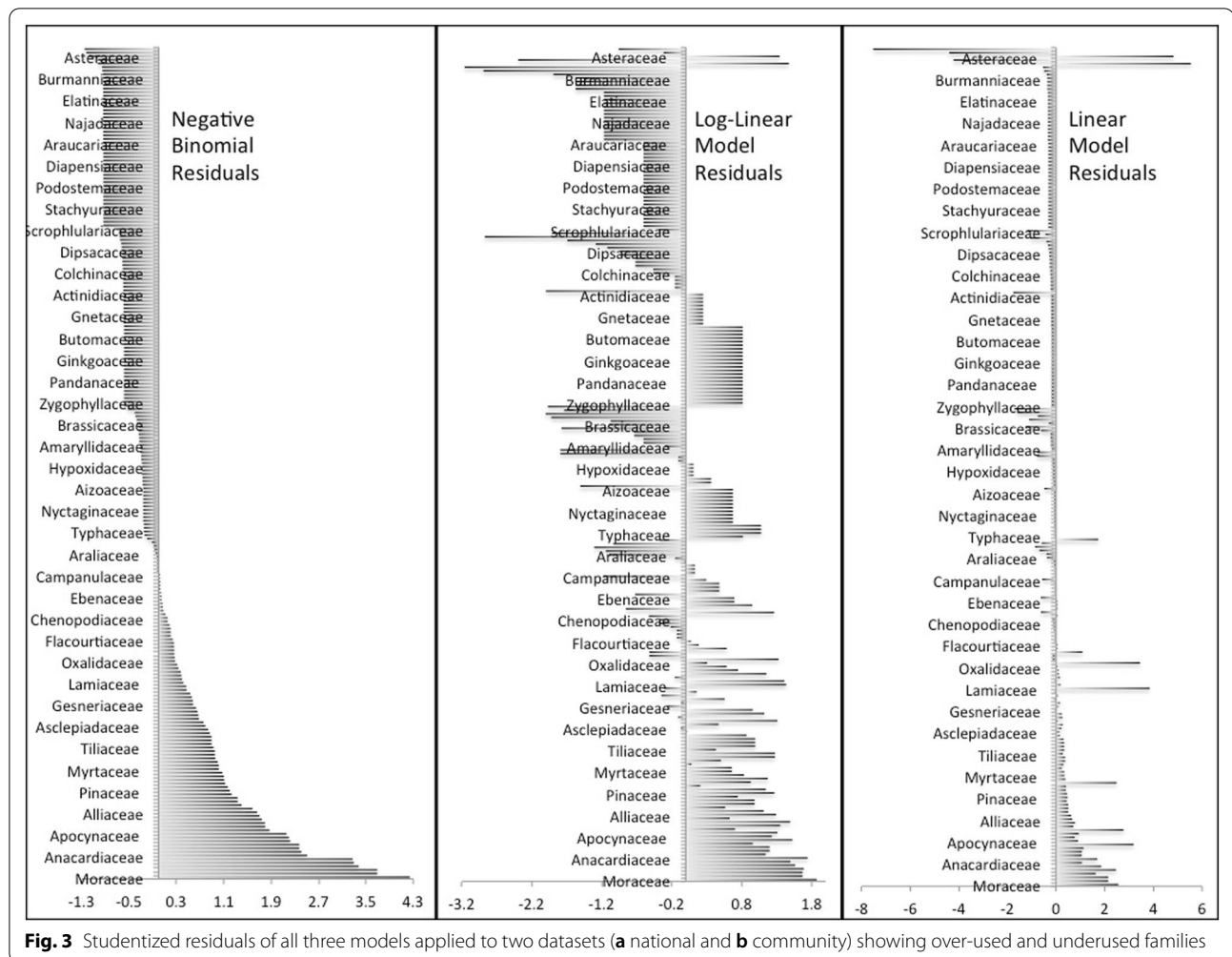


Fig. 2 Relationships between number of medicinally used plants and the total number of plants per family in Nepal **(a)** and in Baitadi and Darchula districts **(b)**



flora of the area [18]. The use of plant databases and the associated knowledge of plant uses to formulate and test theories and hypotheses in ethnobotany is not yet a common practice despite the recent calls for more hypothesis-driven ethnobotanical researches [17]. The paradigm shift toward a more hypothesis- or theory-driven ethnobotany is important to make ethnobotany a stronger scientific discipline with theories and hypotheses that can be used to predict new medicinal plant uses as well as better explain plant–human interactions [60, 61].

Underutilized medicinal plants

Various plant families with numerous species, were found as not selected for medicine, while other less abundant families contained many medicinal species. The large families such as Orchidaceae, Asteraceae, Fabaceae, Poaceae and Cyperaceae were found to be used less frequently in Nepal. The underutilization of Poaceae, Orchidaceae, Cyperaceae and Fabaceae is consistent with the earlier reports [13, 15, 16, 51–53, 57, 62]. Our findings of

significant underused (Poaceae, Orchidaceae, Cyperaceae and Fabaceae) and over-used (Moraceae, Solanaceae, Cucurbitaceae and Malvaceae) plant families significantly overlapped with a study from Campania, Italy [51]. This could be attributed to the fact that both areas are characterized by hill and mountainous physiography. Highly preferred fodders in hilly areas of Nepal came from Moraceae [63].

Certain plant families contain chemical compounds (often serving as chemical defense) that are more useful or effective as medicines, while other families are much less useful as medicines (e.g., Poaceae, Cyperaceae, given that they often depend on resprouting and physical defenses rather than chemical defenses). Because of these characteristics, Cyperaceae and Poaceae are underutilized [11]. A high percentage of flavonoids in Anacardiaceae and terpenoids in Euphorbiaceae [9] might correlate with their over-utilization in the Nepalese pharmacopeia. Fabaceae was over-utilized in LM and logLM models, while the NB model showed it as underutilized,

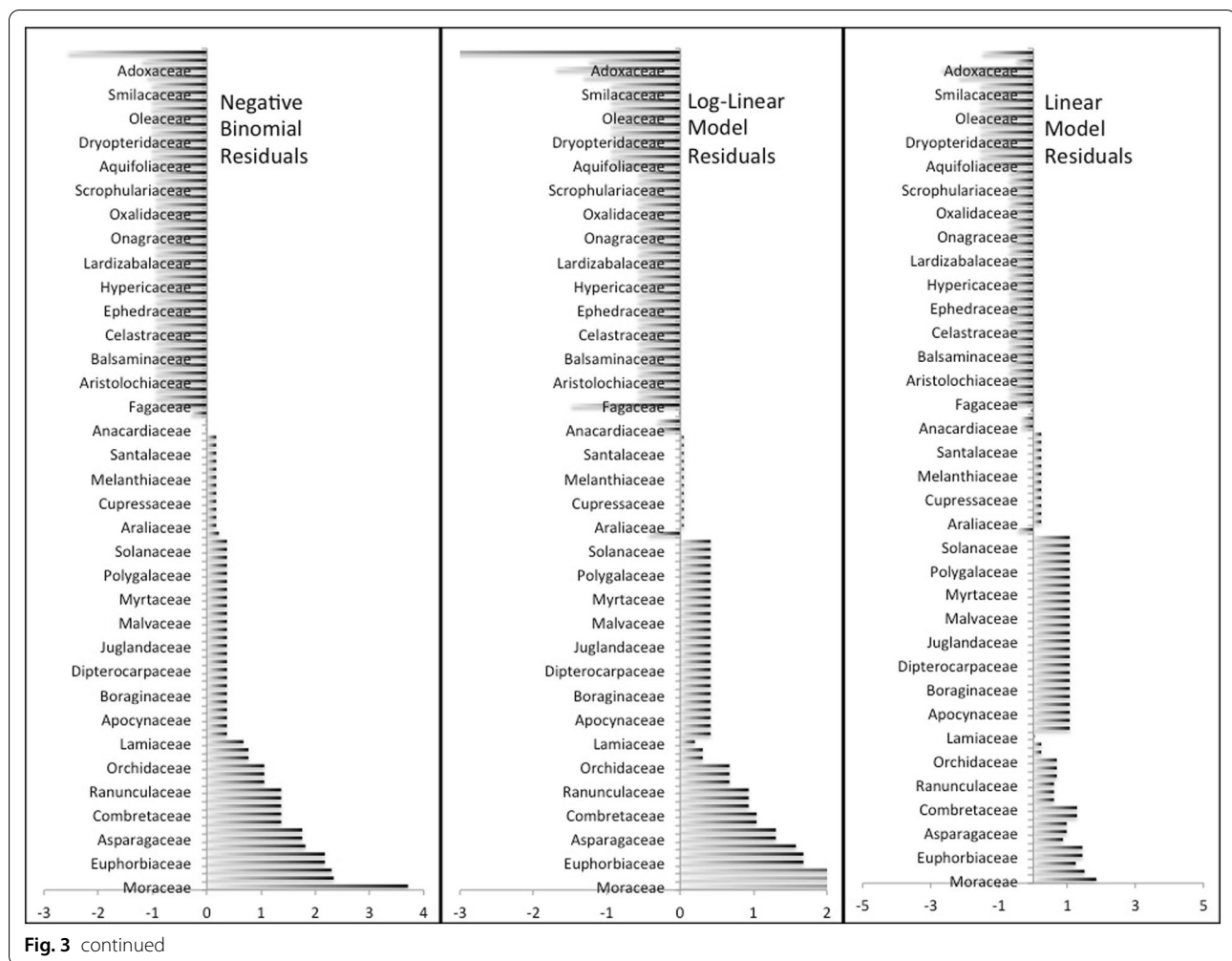


Fig. 3 continued

consistent with the findings of Muleba et al. [17], indicating a potential over-estimation of medicinal values of some taxa of Fabaceae. This implies that other families may outcompete Fabaceae in terms of people's preferences for medicinal uses. The Fabaceae is a large, economically and medicinally important family of flowering plants [64], with many documented uses, and is underutilized in North America and over-utilized for medicine in Korea and Ecuador [57].

Over-utilized medicinal plants

The recent publications of Robles et al. [13] and Muleba et al. [17] also employed the NB model that we used in our study. Our study showed similarities to theirs, given that in all studies the relationships between medicinal plants and the total flora were not linear as suggested in Moerman [10]. At a 5% level of significance, in both NB and logLM models, we found Moraceae, Cucurbitaceae, Zingiberaceae, Rutaceae, Solanaceae, Malvaceae, Anacardiaceae, Amaranthaceae and Euphorbiaceae as top

over-used families. Of these, Moraceae, Zingiberaceae, Cucurbitaceae, Solanaceae, Euphorbiaceae, Malvaceae, and Amaranthaceae have previously been reported as over-utilized [8, 11, 13, 15, 51]. The most over-used family was Moraceae, consistent with the findings of Weckerle et al. [51]. Rutaceae and Anacardiaceae were novel reports as over-utilized families, underlining the fact that these families have therapeutic value, given that they have independently been discovered and adapted in unrelated pharmacopeias [65]. Malvaceae and Euphorbiaceae were listed as being medicinally most important families in the world [66]. As suggested by Moerman et al. [57], ethnographic data are important for the interpretation of trends through patterns observed in exploring the non-random plant selection hypothesis. A non-random selection pattern also provides evidence for the validity of folk therapies and potential efficacy [53]. This asserts that there is a need to apply the most appropriate model while testing ethnobotanical hypotheses. This is paramount because the identification of over- and underutilized

families is a first step toward sustainable use, conservation of plant resources and pharmacological studies that might advance pharmacology [65].

Culture, environment and use pattern

We found a pattern that some medicinal families were over-utilized, i.e., they contained more medicinal plants than expected, whereas others were underutilized, i.e., they had a significantly lower number of medicinal plants. Some large plant families were not selected for medicinal uses, while other less abundant families contained many useful medicinal species. This does not imply that underutilized plant families are not important in ethnomedicine; it rather may be an expression of people's preferences for medicinal uses. The underutilization of Asteraceae in our study and in Pakistan [16] is a rather interesting result, given the extensive use of Asteraceae and Lamiaceae as medicinal plants reported in other ethnobotanical studies [10, 15, 53]. This result is consistent with the predictions from the non-random selection of medicinal plants hypothesis. Interestingly, the most abundant families are underrepresented in the Nepalese ethnopharmacopeias, supporting the hypothesis that people utilize plants based on traditional knowledge and culture, not random. *Mentha arvensis* L. and *M. piperita* L. (both from Lamiaceae) have common active phyto-constituents: menthol, menthone, α -pinene, isomenthone and therapeutic properties: stomachic, digestive and colic [67], but they are differently selected. *M. arvensis* was over-utilized and found collected from 17 districts [68–78] for traditional medicine whereas *M. piperita* was reported as ethnomedicinal in only four districts [76, 79–82]. Despite the morphological, and phytochemical resemblance, these two species were selectively collected conforming that the collection is not random, influenced by traditional knowledge.

The over-utilized families did, however, include highly preferred medicinal plant species. Moraceae was over-used medicinally by Nepalese communities. It is also possible that plants in these over-utilized families (Moraceae, Euphorbiaceae, etc.) were also preferred to cultural reasons. As example, at local district level, out of seven species from Moraceae utilized in the districts, three (*Ficus benghalensis* L., *F. palmata* Forssk. and *F. religiosa* L.) were also used for ritual purposes. Moraceae are abundantly grown in anthropogenic landscapes allowing them to be accessed more easily and more frequently, without having to travel long distance. The fig family was recognized as the most useful family for indigenous people in Nepal [83]. Before motorized transportation (and even now in the rural areas), fig trees were planted commonly in public resting places (Chautaras) in order to provide shade. Chautaras were constructed over the course of

centuries as four-cornored resting place for travelers especially porters in the hills [84].

The AIC result showed that community-level data revealed a stronger fit to the model than the national-level data. The community-level data have less variance and it could be the reason of homogenous plant collectors and healers (58% Chhetri and 14% Brahmin) in comparison with national-level data. The large positive Studentized residuals values in NB model in national data showed that the plant families are over-utilized; this could be the reason of greater availability of medicinal plants and cultural diversity.

Plants often have uses tied to traditions, religion and ancient cultural practices [18]. Local communities believe that plants become more medicinal when processed spiritually and materially [85]. Community beliefs, rituals and culture are therefore important while utilizing plant resources in sacred landscapes [86]. For example, *Paris polyphylla* Sm. (locally called Satuwa), one of the popular medicinal plants in the region, is used for the treatment of seven ailments (headache, fever, diarrhea, indigestion, wounds, gastritis and snake bites), because people believe that each leaf cures one ailment. Another reason of over-utilization could be due to the availability and abundance of plants in the area. People may be over-utilizing plants that occur in abundance [21, 87]. These findings may support the hypotheses of availability and non-random plant selection.

Conclusions

Linear model, log-transformed linear model, negative binomial, Bayesian analysis and least square regressions are common methods to test the idea whether the plants are preferentially selected for traditional medicine. The former three were important to determine the use differences in medicinal plant species among all plant families encountered, although negative binomial regression was found most useful, given that our datasets showed larger variance. The analysis showed that large families tend to have more species being considered for local medicinal applications, a salient confirmation of the non-random plant selection for medicinal purposes. However, the different models depicted a different sequence of the families. This study provides evidence that the predictions made by the non-random selection of medicinal plants hypothesis holds true for community-level studies, because most of the over- and underutilized medicinal plant families we identified concurred with results from other studies. Of two datasets, community-level data revealed a stronger fit to the model than the national-level data. This study allows identifying the plant families most important for conservation, pharmacological advancement and promotion of traditional medicines.

Supplementary Information

The online version contains supplementary material available at <https://doi.org/10.1186/s13002-021-00486-5>.

Additional file 1. Total 255 plant species with 122 medicinal species of 105 families in Baitadi and Darchula districts.

Additional file 2. Regression analysis and residuals of 231 families of national level data.

Additional file 3. Regression analysis and residuals of 105 families of local district level data.

Acknowledgements

The authors are thankful to the division forest offices of Baitadi and Darchula, Nepal, for providing the grant to access the fields. We are grateful the local communities who provided us time for discussion. The first author DHK is thankful to Department of Mathematics, University of Wisconsin-Whitewater, WI, for proving partial grant for analyzing data. Kedar Baral, Hari Sharma, Shivish Bhandari, Rajendra Gyawali and Bhagwat Rimal are acknowledged for their supports for data analyses.

Authors' contributions

RMK designed study, conducted fieldwork, did data curation and formal analysis, prepared draft and reviewed MS. DHK designed study, did data curation and formal analysis, and reviewed MS. YU reviewed the literature, prepared data, did data curation and reviewed MS. YPA reviewed the literature, prepared data and reviewed MS. SB reviewed the literature, prepared data and reviewed MS. BA did data curation and formal analysis, and reviewed MS. MDB conducted fieldwork, did data curation and reviewed MS. RWB designed study and formal analysis, and reviewed MS. All authors read and approved the final manuscript.

Funding

This study was partially supported by the Rufford Small Grant Foundation (Grant 25296-B). The funding body itself has no direct role in the design of the study, collection or analysis of the data and use of results.

Availability of data and materials

All relevant data are within the manuscript and its Supporting Information files.

Declarations

Ethics approval and consent to participate

Research permission was granted by the Institutional Review Board, Florida Atlantic University, USA, and prior informed consent was obtained from the division forest offices Baitadi and Darchula, Nepal, and all interview participants.

Consent for publication

The people interviewed were informed about the study's objectives and the eventual publication of the information gathered, and they were assured that the informants' identities would remain undisclosed.

Competing interests

The authors declare that they have no competing interests.

Author details

¹University of Wisconsin-Whitewater, Whitewater, WI, USA. ²Ethnobotanical Society of Nepal, Kathmandu, Nepal. ³Amrit Science College, Tribhuvan University, Kathmandu, Nepal. ⁴University of Bayreuth, Universitätsstr. 30, 95447 Bayreuth, Germany. ⁵Nepal Academy of Science and Technology, Khumaltar, Nepal. ⁶Institute of Forestry, Tribhuvan University, Pokhara, Nepal. ⁷Tribhuvan University, Kathmandu, Nepal. ⁸Siddhanath Science Campus, Tribhuvan University, Mahendranagar, Nepal. ⁹Institute of Botany, Ilia State University, Tbilisi, Georgia.

Received: 19 July 2021 Accepted: 5 October 2021

Published online: 16 October 2021

References

- Farnsworth N, Bingle A. Problems and prospects of discovering new drugs from higher plants by pharmacological screening. In: Heidelberg G, editor. *New natural products and plant drugs with pharmaceutical, biological or therapeutic activity*. Heidelberg: Springer; 1977.
- Cox P. *Ethnopharmacology and the search for new drugs*. Ciba Foundation Symposium. Chichester: Wiley; 1990. pp. 40–7.
- Moerman DE. Symbols and selectivity: a statistical analysis of Native American Medical Ethnobotany. *J Ethnopharmacol*. 1979;1:111–9. [https://doi.org/10.1016/0378-8741\(79\)90002-3](https://doi.org/10.1016/0378-8741(79)90002-3).
- Leonti M, Fernando RR, Sticher O, Heinrich M. Medicinal flora of the Populaca, Mexico: a botanical systematical perspective. *Econ Bot*. 2003;57:218–30.
- Weckerle C, Huber F, Yang Y, Sun W. Plant knowledge of the Shuhi in the Hengduan mountains, Southwest China. *Econ Bot*. 2006;60:3–23.
- Kutal D, Kunwar R, Baral K, Sapkota P, Sharma H, Rimal B. Factors that influence the plant use knowledge in the middle mountains of Nepal. *PLoS ONE*. 2021;66:6–10.
- Moerman DE. An analysis of the food plants and drug plants of native North America. *J Ethnopharmacol*. 1996;52:1–22. [https://doi.org/10.1016/0378-8741\(96\)01393-1](https://doi.org/10.1016/0378-8741(96)01393-1).
- Bennett BC, Husby CE. Patterns of medicinal plant use: an examination of the Ecuadorian Shuar medicinal flora using contingency table and binomial analyses. *J Ethnopharmacol*. 2008;116:422–30. <https://doi.org/10.1016/j.jep.2007.12.006>.
- Douwes E, Crouch NR, Edwards TJ, Mulholland DA. Regression analyses of southern African ethnomedicinal plants: informing the targeted selection of bioprospecting and pharmacological screening subjects. *J Ethnopharmacol*. 2008;119:356–64. <https://doi.org/10.1016/j.jep.2008.07.040>.
- Moerman D. The medicinal analysis of Flora. *J Ethnopharmacol*. 1991;31:1–42.
- Ford J, Gaoue O. Alkaloid-poor plant families, Poaceae and Cyperaceae, are over-utilized for medicine in Hawaiian Pharmacopoeia. *Econ Bot*. 2017. <https://doi.org/10.1007/s12231-017-9380-4>.
- Phillips O, Gentry AH. The useful plants of Tambopata, Peru: I. Statistical hypotheses tests with a new quantitative technique. *Econ Bot*. 1993;47:15–32. <https://doi.org/10.1007/BF02862203>.
- Robles Arias DM, Cevallos D, Gaoue OG, Fadiman MG, Hindle T. Non-random medicinal plants selection in the Kichwa community of the Ecuadorian Amazon. *J Ethnopharmacol*. 2020;246: 112220. <https://doi.org/10.1016/j.jep.2019.112220>.
- Amiguet VT, Arnason JT, Maquin P, Cal V, Sá-V Pablo, Luis PA. A regression analysis of q'eqchi' Maya medicinal plants from southern Belize. *Econ Bot*. 2006;60:24–38. [https://doi.org/10.1663/0013-0001\(2006\)60\[24:ARAOQM\]2.0.CO;2](https://doi.org/10.1663/0013-0001(2006)60[24:ARAOQM]2.0.CO;2).
- Kapur SK, Shahi AK, Sarin YK, Daniel E. The medicinal flora of Majouri-Kirchi forests (Jammu and Kashmir State), India. *J Ethnopharmacol*. 1992;36:87–90.
- Khan SM, Harper D, Page SUE, Ahmad H. Residual value analyses of the medicinal flora of the western Himalayas: the Naran valley, Pakistan. *Pak J Bot*. 2011;43:97–104.
- Muleba I, Yessoufou K, Rampedi IT. Testing the non-random hypothesis of medicinal plant selection using the woody flora of the Mpumalanga. *Environ Dev Sustain*. 2020. <https://doi.org/10.1007/s10668-020-00763-5>.
- Savo V, Joy R, Caneva G, Mcclatchey WC. Plant selection for ethnobotanical uses on the Amalfi Coast (Southern Italy). *J Ethnobiol Ethnomed*. 2015. <https://doi.org/10.1186/s13002-015-0038-y>.
- Kunwar RM, Fadiman M, Cameron M, Bussmann RW, Thapa-Magar KB, Rimal B, et al. Cross-cultural comparison of plant use knowledge in Baitadi and Darchula districts, Nepal Himalaya. *J Ethnobiol Ethnomed*. 2018;14:66. <https://doi.org/10.1186/s13002-018-0242-7>.
- Kunwar RM, Adhikari N. Ethnomedicine of Dolpa district, Nepal: the plants, their vernacular names and uses. *Lyonia*. 2005;8:43–9.
- Saslis-lagoudakis CH, Hawkins JA, Greenhill SJ, Pendry CA, Watson MF, Tuladhar-douglas W, et al. The evolution of traditional knowledge: environment shapes medicinal plant use in Nepal. *Proc R Soc B*. 2014;66:1–7.

22. Thorsen RS, Pouliot M. Traditional medicine for the rich and knowledgeable: challenging assumptions about treatment-seeking behaviour in rural and. *Health Policy Plan*. 2016. <https://doi.org/10.1093/heapol/czv060>.
23. Hyland JE. A socio-cultural study of Leprosy in Nepal: compliance, patient illness career patterns and health education. University of Tasmania. 1993.
24. Ojha SN, Tiwari D, Anand A, Sundriyal RC. Ethnomedicinal knowledge of a marginal hill community of Central Himalaya: diversity, usage pattern, and conservation concerns. *J Ethnobiol Ethnomed*. 2020;16:1–21. <https://doi.org/10.1186/s13002-020-00381-5>.
25. Kumar M, Rawat S, Nagar B, Kumar A, Pala NA, Bhat JA, et al. Implementation of the use of ethnomedicinal plants for curing diseases in the Indian Himalayas and its role in sustainability of livelihoods and socioeconomic development. *Int J Environ Res Public Health*. 2021;18:66. <https://doi.org/10.3390/ijerph18041509>.
26. Bhatt MD, Kunwar RM. Distribution pattern and ethnomedicinal uses of plants in Kanchanpur district, Far-Western Nepal. *J Ethnobot Res Appl*. 2020;14:1–21.
27. Government of Nepal. Nepal 2nd National Communication Report Submitted to UNFCCC. Kathmandu, Nepal; 2014.
28. Chaudhary RP, Uprety Y, Devkota S, Adhikari S. Plant biodiversity in Nepal: Status, conservation approaches, and legal instruments under new federal structure. *Plant Diversity in Nepal*. Kathmandu: Botanical Society of Nepal; 2020. pp. 167–206.
29. Shrestha K, Bhattarai S, Bhandari P. Handbook of flowering plants of Nepal. India: Scientific publishers; 2018.
30. Kunwar R, Shrestha K, Dhungana S, Shrestha P, Sipher KK. Floral biodiversity of Nepal: an update. *J Nat Hist Mus*. 2010;25:295–311.
31. Kunwar R, Sher H, Bussmann R. Ethnobotany of the Himalayas. First. Cham: Springer; 2021. <https://doi.org/10.1007/978-3-030-45597-2>.
32. Singh M, Malla S, Rajbhandari S, Manandhar A. Medicinal plants of Nepal: retrospects and prospects. *Econ Bot*. 1979;33:185–98.
33. Bhattarai N. Folk herbal medicines of Dolakha district. *Nepal Fitoterapia*. 1993;64:387–95.
34. Manandhar N. Plants and people of Nepal. USA: Timber Press; 2002. p. 599.
35. Central Bureau of Statistics. Annual household survey. Kathmandu, Nepal; 2016.
36. National Planning Commission. National population and housing census. Kathmandu, Nepal; 2011.
37. Kunwar RM. Ethnobotany in the Kailash sacred landscape: implications for conservation through interactions of plants, people, culture and geography. Florida Atlantic University, USA. 2018.
38. Zomer RJ, Trabucco A, Metzger M, Oli K. Environmental stratification of Kailash Sacred Landscape and projected climate change impacts on ecosystems and productivity. Lalitpur, Nepal; 2013.
39. Kunwar RM, Bussmann RW. Ethnobotany in the Nepal Himalaya. *J Ethnobiol Ethnomed*. 2008. <https://doi.org/10.1186/1746-4269-4-24>.
40. Kunwar RM, Mahat L, Sharma LN, Shrestha KP, Kominee H, Bussmann RW. Underutilized plant species in Far West Nepal. *J Mt Sci*. 2012;9:589–600. <https://doi.org/10.1007/s11629-012-2315-8>.
41. Elliott A. Botanical exploration of Darchula District, Nepal. Edinburgh: Royal Botanical Garden Edinburgh; 2012.
42. Chaudhary R, Shrestha K, Jha P, Bhatta K. Kailash Sacred Landscape conservation initiative—feasibility report. Kirtipur; 2010.
43. Balick M, Cox P. Plants, people and culture: the science of ethnobotany. New York: Scientific American Library; 1996.
44. Clarke RC. Traditional cannabis cultivation in Darchula District, Nepal—seed, resin and textiles traditional cannabis cultivation in Darchula District, Nepal—seed, resin and textiles. *J Ind Hemp*. 2008;12:19–42. <https://doi.org/10.1300/J237v12n02>.
45. Chaudhary R, Bhattarai S, Basnet G, Bhatta K, Uprety Y, Bhatta L, et al. Traditional Practice And Knowledge Of Indigenous And Local Communities in Kailash Sacred Landscape, Nepal. ICOMOD, editor. Lalitpur: ICOMOD, Nepal; 2017.
46. Press JR, Shrestha KK, Sutton DA. Annotated checklist of flowering plants of Nepal. London: The Natural History Museum; 2000.
47. Kunwar RM, Thapa KP, Shrestha R, Shrestha PR, Bhattarai NK, Tiwari NN, et al. Medicinal and aromatic plants network Nepal: an open access digital database. Banko Janakari. 2011;21:48–50.
48. Baral S, Kurmi P. A compendium of medicinal plants in Nepal. Kathmandu: Mrs Rachana Sharma Press; 2006.
49. Kandel DR. Pteridophytes of Nepal. In: Siwakoti M, Jha P, Rajbhandary S, Rai S, editors. *Plant diversity of Nepal*. Botanical Society of Nepal; 2020. p. 10–22.
50. ISE. International Society of Ethnobiology code of ethics. International Society of Ethnobiology; 2008. <http://ethnobiology.net/code-of-ethics/>.
51. Weckerle CS, Cabras S, Eugenia M, Leonti M. Quantitative methods in ethnobotany and ethnopharmacology: considering the overall flora—hypothesis testing for over- and underused plant families with the Bayesian approach. *J Ethnopharmacol*. 2011;137:837–43. <https://doi.org/10.1016/j.jep.2011.07.002>.
52. Medeiros D, Hayde A, De AUP. Does the selection of medicinal plants by Brazilian local populations suffer taxonomic influence? *J Ethnopharmacol*. 2013;146:842–52. <https://doi.org/10.1016/j.jep.2013.02.013>.
53. Kindscher K, Corbett S, McClure K, Kindscher K, Corbett S, McClure K. A statistical analysis of medicinal plants: a case study of plant families in Kansas and the Great Plains. *Trans Kansas Acad Sci*. 2013;116:149–55.
54. Ohara R, Kotze D. Do not log-transform count data. *Nat Preced*. 2010;66:118–22.
55. Hocking R. Methods and applications of linear models. 2nd ed. Canada: Wiley; 2003.
56. Ranganai E. On studentized residuals in the quantile regression framework. Springerplus. 2016. <https://doi.org/10.1186/s40064-016-2898-6>.
57. Moerman DE, Pemberton R, Kiefer D, Berlin B. A comparative analysis of five medicinal floras. *J Ethnobiol*. 1999;19:49–67.
58. Chaudhary RP, Uprety Y, Joshi SP. Plant biodiversity in Nepal : conservation and legal status. *Front Bot*. 2016;66:224–68.
59. Tiwari A, Uprety Y, Kumar S. Plant endemism in the Nepal Himalayas and phytogeographical implications. *Plant Divers*. 2019. <https://doi.org/10.1016/j.plid.2019.04.004>.
60. Gaoue OG, Coe MA, Bond M, Hart G, Seyler BC, McMillen H. Theories and major hypotheses in ethnobotany. *Econ Bot*. 2017;71:269–87. <https://doi.org/10.1007/s12231-017-9389-8>.
61. Gaoue OG, Yessoufou K, Mankga L, Vodouhe F. Phylogeny reveals non-random medicinal plant organs selection by local people in Benin. *Plants People Planet*. 2021;66:1–11. <https://doi.org/10.1002/ppp3.10202>.
62. Leonti M, Casu L, Sanna F, Bonsignore L. A comparison of medicinal plant use in Sardinia and Sicily—De Materia Medica revisited? *J Ethnopharmacol*. 2009;121:255–67. <https://doi.org/10.1016/j.jep.2008.10.027>.
63. Panthi MP. Indigenous knowledge on use of local fodder trees in mid-hills of West Nepal. *Tribhuvan Univ J*. 2013;28:171–80.
64. Kuete V, Katrin V, Thomas E. Antiproliferative potential of African medicinal plants. *Med Plant Res Afr Pharmacol Chem*. 2013;66:711–24.
65. Sasis-Lagoudakis CH, Williamson EM, Savolainen V, Hawkins JA. Cross-cultural comparison of three medicinal floras and implications for bioprospecting strategies. *J Ethnopharmacol*. 2011;135:476–87. <https://doi.org/10.1016/j.jep.2011.03.044>.
66. Kew. State of the World's Plants 2017. Kew: Royal Botanic Gardens; 2017.
67. Gurung K, Pyakurel D. Identification manual of commercial medicinal and aromatic plants of Nepal. 2017. http://www.nepalherbs.org.np/assets/downloads/171115021205NFTFBook_english.pdf.
68. Bhattarai S, Chaudhary RP, Taylor R. Ethno-medicinal plants used by the people of Nawalparasi District, Central Nepal. *Our Nat*. 2009;7:82–99. <https://doi.org/10.3126/on.v7i1.2555>.
69. Bhattarai N. Folk herbal medicines of Makawanpur District, Nepal. *Int J Pharmacogn*. 1991;29:284–95. <https://doi.org/10.3109/13880209109082899>.
70. Acharya R. Ethnobotanical study of Medicinal plants of Resunga hill used by Magar community of Badagaun, Gulmi. *Sci World*. 2012;10:54–65.
71. Adhikari M, Thapa R, Kunwar RM, Devkota HP, Poudel P. Ethnomedicinal uses of plant resources in the Machhapuchchhre rural municipality of Kaski District, Nepal. *Medicines*. 2019;6:69. <https://doi.org/10.3390/medicines6020069>.
72. Rai MB. Medicinal plants of Tehrathum District, Eastern Nepal. *Our Nat*. 2003;1:42–8.
73. Kunwar RM, Nepal BK, Kshhetri HB, Rai SK, Bussmann RW. Ethnomedicine in Himalaya: a case study from Dolpa, Humla, Jumla and Mustang districts of Nepal. *J Ethnobiol Ethnomed*. 2006. <https://doi.org/10.1186/1746-4269-2-27>.
74. Singh S. Ethnobotanical study of wild plants of Parsa district. Nepal Eco-print. 2017;24:1–12.

75. Chaudhary SK, Rai SK. Ethnobotany of Tharu community of Pakali, Sun-sari, Nepal. *Nepal J Biosci.* 2017;7:58–71.
76. Parajuli R. Indigenous knowledge on medicinal plants: Maipokhari, Maimajhuwa and Mabu VDCs of Ilam District, Eastern Nepal. *J Dep Plant Resour.* 2013;35:50–8.
77. Subedi R. Ethnobotanical study of panchase protected forest, Kaski District, Central Nepal. Tibhuvan University. 2017.
78. Shrestha PM, Dhillion SS. Medicinal plant diversity and use in the highlands of Dolakha district, Nepal. *J Ethnopharmacol.* 2003;86:81–96. [https://doi.org/10.1016/S0378-8741\(03\)00051-5](https://doi.org/10.1016/S0378-8741(03)00051-5).
79. Pandey J. Documentation of ethnomedicinal knowledge on plant resources used by Magar community in Dhanbang VDC, Salyan District. *Plant Res.* 2013;35:62–6.
80. Bhattarai KR, Khadka MK. Ethnobotanical survey of medicinal plants from Ilam District, East Nepal. *Our Nat.* 2017;14:78–91. <https://doi.org/10.3126/on.v14i1.16444>.
81. Bhattarai S, Subedi M, Kurmi P. Medicinal plant diversity in Tusting and Daman botanical garden and surrounding area. In: Nepal Japan joint symposium. Kathmandu, Nepal; 2000. pp. 189–91.
82. Khanal B. Phytochemical and antibacterial analysis of *Mentha piperita* (Peppermint). *Univ N Mexico.* 2019. <https://doi.org/10.13140/RG.2.2.23973.73444>.
83. Kunwar RM, Bussmann RW. Ficus species in Nepal: a review of diversity and indigenous uses. *Lyonia.* 2006;66:85–97.
84. Tilman H. Nepal Himalaya. Cambridge: Cambridge University Press; 1952.
85. Chandrashekara U, Sankar S. Ecology and anagement of sacred groves in Kerala, India Ecology and management of sacred groves in Kerala, India. *For Ecol Manag.* 1998;112:165–77. [https://doi.org/10.1016/S0378-1127\(98\)00326-0](https://doi.org/10.1016/S0378-1127(98)00326-0).
86. Rist S, Burgoa FD, Wiesmann U. The role of social learning processes in the emergence and development of Aymara land use systems. *Mt Res Dev.* 2003;23:263–70.
87. Kunwar RM, Baral K, Paudel P, Acharya RP, Thapa-Magar KB, Cameron M, et al. Land-use and socioeconomic change, medicinal plant selection and biodiversity resilience in far Western Nepal. *PLoS ONE.* 2016. <https://doi.org/10.1371/journal.pone.0167812>.

Publisher's Note

Springer Nature remains neutral with regard to jurisdictional claims in published maps and institutional affiliations.

Ready to submit your research? Choose BMC and benefit from:

- fast, convenient online submission
- thorough peer review by experienced researchers in your field
- rapid publication on acceptance
- support for research data, including large and complex data types
- gold Open Access which fosters wider collaboration and increased citations
- maximum visibility for your research: over 100M website views per year

At BMC, research is always in progress.

Learn more biomedcentral.com/submissions

