

NANO REVIEW

Open Access



# Toward TiO<sub>2</sub> Nanofluids—Part 2: Applications and Challenges

Liu Yang<sup>1,2\*</sup> and Yuhan Hu<sup>1</sup>

## Abstract

The research about nanofluids has been explosively increasing due to their fascinating properties in heat or mass transportation, fluidity, and dispersion stability for energy system applications (e.g., solar collectors, refrigeration, heat pipes, and energy storage). This second part of the review summarizes recent research on application of TiO<sub>2</sub> nanofluids and identifies the challenges and opportunities for the further exploration of TiO<sub>2</sub> nanofluids. It is expected that the two exhaustive reviews could be a helpful reference guide for researchers to update the knowledge on research status of TiO<sub>2</sub> nanofluids, and the critical comments, challenges, and recommendations could be useful for future study directions.

**Keywords:** Nanofluids, Thermal conductivity, Application, Solar absorption

## Review

### Background

In the first part, the studies on the preparation, stability, and properties have been reviewed. It can be seen that many researches have been carried out on the directions of preparation and properties of nanofluids [1–7]. Meanwhile, there are also many attempts that have been made for application of nanofluid, especially in energy systems [8–11]. Due to the enhancement in heat and mass transfer process, TiO<sub>2</sub> nanofluids have been tentatively applied to the fields of solar collectors [12], refrigeration [13–16], energy storage [17, 18], heat pipes [19–21], and other energy applications [22–34], such as car radiator [31], PV/T hybrid system [32, 33], and combined heat and power (CHP) systems [34]. In our previous studies, the heat transfer characteristics of TiO<sub>2</sub> nanofluids in heat conduction, forced convection boiling heat transfer, and natural convection heat transfer have been summarized [35]. However, it is far from a comprehensive summary for application of TiO<sub>2</sub> nanofluids; there are also many practical applications for TiO<sub>2</sub> nanofluids. Here, in part 2, we will provide a detailed review on the thermal conductivity and energy-related applications of TiO<sub>2</sub> nanofluids. We hope that the two reviews combined with our previous

report [35] can provide a comprehensive understanding on research progress of TiO<sub>2</sub> nanofluids. With the development of nanofluid technology, it is expected that nanofluids will be practically applied as a new and efficient work fluid for those energy systems.

### Application in Enhancing the Thermal Conductivity

Since the outstanding performance of nanofluids is generally attributed to the physical properties of fluids with the addition of nanoparticles, the experimental or theoretical investigations on the thermal conductivity of nanofluids should be an important topic in the field of nanofluids. Although most review articles introduced the thermal conductivity in the physical property part, enhancing the thermal conductivity is also an important application aspect of nanofluids. Another reason of putting thermal conductivity in the application part is to balance the content of the two reviews.

Many experimental and theoretical research results have shown that the addition of nanoparticles can distinctly improve the thermal conductivity of fluid. The influence factors on the thermal conductivity of nanofluids can be induced as the following groups: (1) internal factors, including particles' type, content [36, 37], size [38], shape [39], and structure [40] and type of base fluid [41] and probable surfactant or pH regulator [42, 43] if have; (2) external factors, including temperature [40], supersonic vibration time [44], storage time [45], or

\* Correspondence: Yang\_liu@seu.edu.cn

<sup>1</sup>Key Laboratory of Energy Thermal Conversion and Control of Ministry of Education, School of Energy and Environment, Southeast University, Nanjing, China

<sup>2</sup>Jiangsu Provincial Key Laboratory of Solar Energy Science and Technology, School of Energy and Environment, Southeast University, Nanjing, China

running time [46]; and (3) microcosmic factors, such as surface charge state of nanoparticles [47], cluster of particles [48], the interfacial nanolayer [49], Brownian motion [50], the aggregation [51], interfacial thermal resistance, and mass difference scattering [52]. Our previous study has provided a table to show the thermal conductivity of TiO<sub>2</sub> nanofluids [35]. However, it is not intuitive and inconvenient to understand the different effect factors on the influence degree. Therefore, in this part 2, the influences on the thermal conductivity of TiO<sub>2</sub> nanofluids are shown in figures to provide a more perceptual understanding.

**Particle Loading Effect**

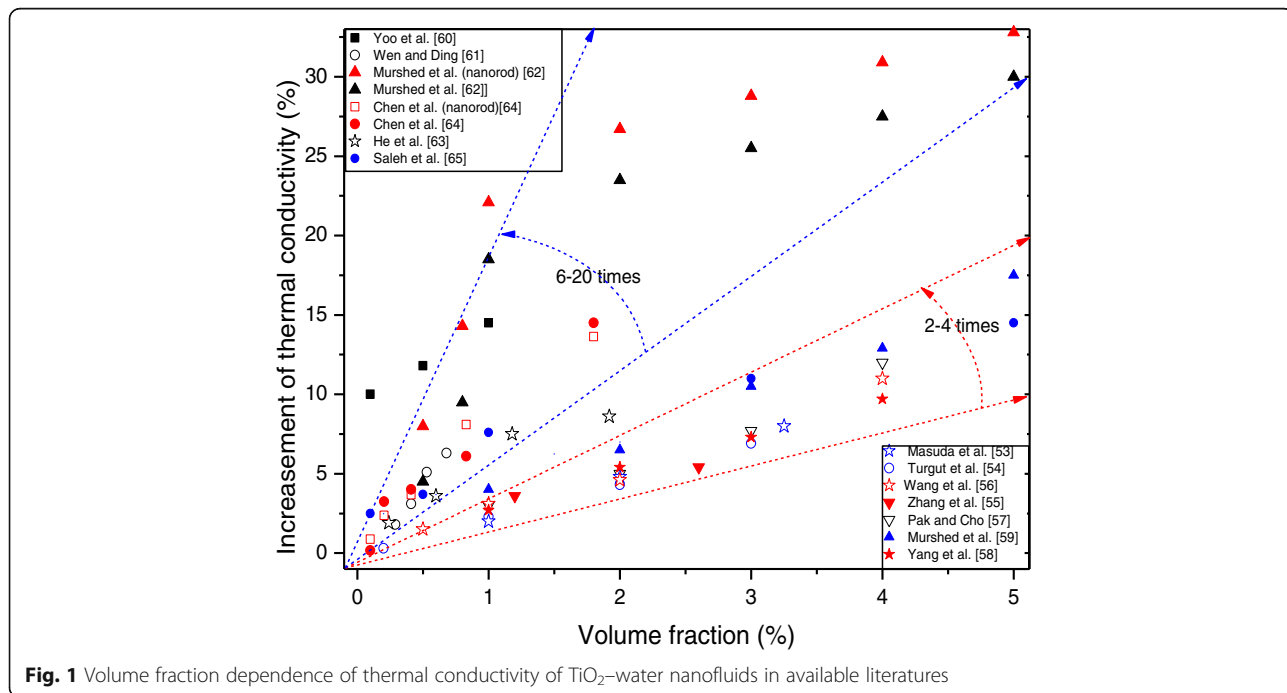
A summary of the increment of the thermal conductivity of TiO<sub>2</sub>-water nanofluids with the volume fraction of nanoparticles in available literatures is shown in Fig. 1. It can be seen from all experimental results that TiO<sub>2</sub> nanoparticles can enhance the thermal conductivity of base fluids. However, the increments of different researches are profoundly different. For instance, one enhancement on the thermal conductivity of nanofluids is about 2–4 times of volume loading of TiO<sub>2</sub> nanoparticles, including Masuda et al. [53], Turgut et al. [54], Zhang et al. [55], Wang et al. [56], Pak and Cho [57], Yang et al. [58], and Mushed et al.’s [59] results. The other enhancement can reach 6–20 times of volume loading of TiO<sub>2</sub> nanoparticles, including Yoo et al. [60], Wen and Ding [61], Mushed et al. [62], He et al. [63], Chen et al. [64], and Saleh et al.’s [65] results.

The differences of results are probably as a result of, besides the volume fractions, the thermal conductivity of

TiO<sub>2</sub> nanofluids is also determined by the particles’ parameters and the environmental circumstances, such as particle size and shape, surfactant, pH value, and temperature, which were quite different in different works. Moreover, some researchers observed that nanoparticles have little effect on the thermal conductivity of TiO<sub>2</sub> nanofluids. Utomo et al. [66] investigated the thermal conductivity of water-based alumina and titania nanofluids. They observed that the thermal conductivity of TiO<sub>2</sub> nanofluids they prepared was slightly lower than the conventional model prediction due to the high content of dispersants. And the results clearly showed that TiO<sub>2</sub> nanofluids do not show anomalously thermal conductivity enhancement or convection heat transfer coefficient in a pipe flow as showed in other reports.

**Particle Shape Effect**

The influences of shape and size of nanoparticles are not as widely investigated as that of particle loading. The existing studies have not shown great effects by the particle shape or size on the thermal conductivity of TiO<sub>2</sub> nanofluids, which is most probably due to the relatively small quantities on this effect. Murshed et al. [62] dispersed two kinds of TiO<sub>2</sub> nanoparticle water using CTAB as dispersant. One type is in rod-shape with a diameter by length of 10 nm × 40 nm. And the other type is in spherical shapes of 15 nm in diameter. They observed that the thermal conductivity of both kinds TiO<sub>2</sub> nanofluids increased with the increase in particle loading, while the rod-like particles had more contributions than spherical ones. The maximum enhancements



**Fig. 1** Volume fraction dependence of thermal conductivity of TiO<sub>2</sub>-water nanofluids in available literatures

in the thermal conductivity for the former and the latter were about 33 and 30%, respectively. Chen et al. [64] studied the effective thermal conductivity of four types of nanofluids orthogonally made of TiO<sub>2</sub> nanoparticles (25 nm) and TiO<sub>2</sub> nanotubes (10 nm × 100 nm) with water and EG as base fluid, respectively. They found that the distinctions between the enhancement of TiO<sub>2</sub> nanoparticles and TiO<sub>2</sub> nanotubes on the thermal conductivity were not large, while the enhancement is much larger than the calculation value of Hamilton–Crosser equation.

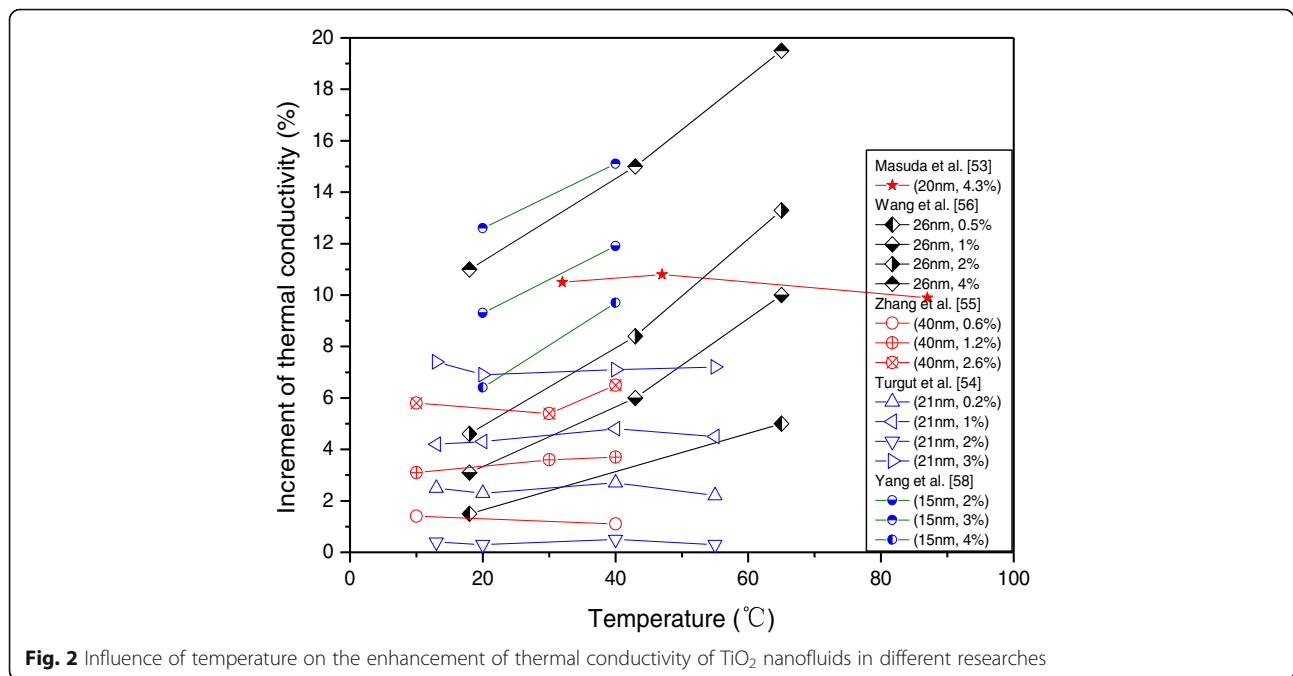
**Temperature Effect**

Temperature is another important influence factor on the thermal conductivity of TiO<sub>2</sub> nanofluids. Figure 2 shows the influence of temperature on the enhancement of thermal conductivity of TiO<sub>2</sub> nanofluids in different researches. Wang et al. [67] investigated the effect of particle loading and temperature on the thermal conductivity of water-based TiO<sub>2</sub> nanofluids. The results showed that the working temperature plays more important positive roles and makes more contribution to the thermal conductivity at a higher temperature. They also concluded that the results agreed with the theoretical values determined by considering the temperature-dependent Brownian motion and the micro-convection. Reddy et al. [68] investigated the thermal conductivity of TiO<sub>2</sub> nanofluids for different particle loading in the range of 0.2–1.0% at different temperatures. And they observed that thermal conductivity of TiO<sub>2</sub> nanofluids increases with an increase in both particle loading and temperature. Yang et al. [58] added TiO<sub>2</sub> nanoparticles

to ammonia–water to prepare binary fluid-based nanofluids. They also found that the increase in temperature could result in an increase in the thermal conductivity ratio of binary TiO<sub>2</sub> nanofluids to base fluid.

The above results showed that TiO<sub>2</sub> nanoparticles can make more contribution to the thermal conductivity of TiO<sub>2</sub> nanofluids at higher temperature. However, some singular results about the effect of temperature can be also included. Turgut et al. [54] investigated the effective thermal conductivity of deionized water-based TiO<sub>2</sub> nanofluids at temperatures of 13, 23, 40, and 55 °C. They observed that the thermal conductivity increases with an increase in particle loading but the change of temperature has little effect on the effective thermal conductivity of TiO<sub>2</sub> nanofluids. In addition, some results showed that temperature plays roles on the effective thermal conductivity. Duangthongsuk and Wongwises [69] suspended TiO<sub>2</sub> nanoparticles in water with a volume loading range of 0.2 to 2%, and they collected the data at a temperature range of 15 to 35 °C. They observed that the measured thermal conductivity of TiO<sub>2</sub>–water nanofluids increased with the increase in both particle loading and temperature, but the thermal conductivity ratio decreased when the temperature increased; they attributed the reason to the faster growth rate of thermal conductivity of base fluid.

The reason of the uncertain role of temperature on the thermal conductivity ratio of TiO<sub>2</sub> nanofluids may be due to the complex mechanism of thermal conductivity of nanofluids. When temperature changes, the other parameters, such as the structure, surface activity, stability and of particles, the characteristic of dispersant, etc.



may be changed, and those parameters are generally much different in different works. Therefore, the influences of temperature on the thermal conductivity ratio of TiO<sub>2</sub> nanofluids are related to the specific nanoparticles and base fluid types. This observation can be further improved by Cabaleiro et al.'s research [41], in which the temperature-dependent thermal conductivity behavior was studied for anatase and rutile TiO<sub>2</sub> nanofluids with ethylene and propylene glycol as base fluid, respectively. The temperature dependence of the thermal conductivity of these four kinds of TiO<sub>2</sub> nanofluids is shown in Fig. 3. It can be observed that all the four kinds of nanofluids exhibited higher thermal conductivities than the corresponding base fluids. Temperature played different roles for TiO<sub>2</sub> nanofluids containing different nanocrystalline structure nanoparticles and with different base fluids. The thermal conductivity increased as temperature increases for EG-based nanofluids, with a maximum increment of 11.4% by the temperature in the study range, while it seemed almost independent of temperature for PG-based nanofluids.

**Base Fluid Effect**

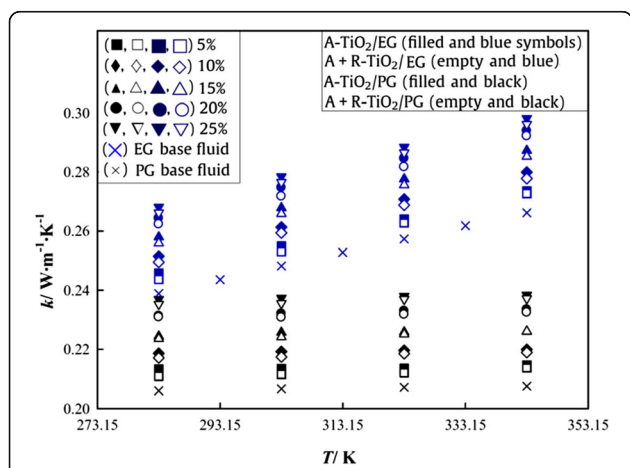
Ingredients of base fluids can also affect the thermal conductivity of TiO<sub>2</sub> nanofluids. Chen et al. [64] measured the effective thermal conductivity of spherical and tubular TiO<sub>2</sub> nanofluids with water and ethylene glycol as base fluids, respectively. They observed that both of the enhancements of TiO<sub>2</sub> nanoparticles and TiO<sub>2</sub> nanotubes with EG as base fluids were higher than that with water as base fluid. Reddy et al. [68] found that the thermal conductivity enhancement for water-based, EG/W (40%:60%)-based, and EG/W (50%:50%)-based TiO<sub>2</sub> nanofluids increased from 0.649 to 5.01%, 1.94 to 4.38%, and 10.64 to 14.2%, respectively, when the volume concentration of TiO<sub>2</sub> nanoparticles increased from 0.2 to

1.0% at room temperature (30 °C). However, some opposite results can also be observed, Cabaleiro et al. [41] found that the thermal conductivity enhancements for TiO<sub>2</sub> nanofluids with EG, PG, or paraffin oil as base fluids were distinctly lower than those with water as base fluids. Also, in Sonawane et al.'s report [70], the effect of base fluids was thought to be complex and inaccessible because the thermal conductivity of TiO<sub>2</sub> nanofluids with 1 vol.% particle loading followed the following sequence: paraffin oil-based nanofluid > water-based nanofluid > EG-based nanofluid, while that of pure base fluids followed the sequence water > EG > paraffin oil. They analyzed this erratic observation from the perspective of the viscosity effect and thought that lower base fluid viscosity could make more contributions to the enhancement of the thermal conductivity of nanofluids.

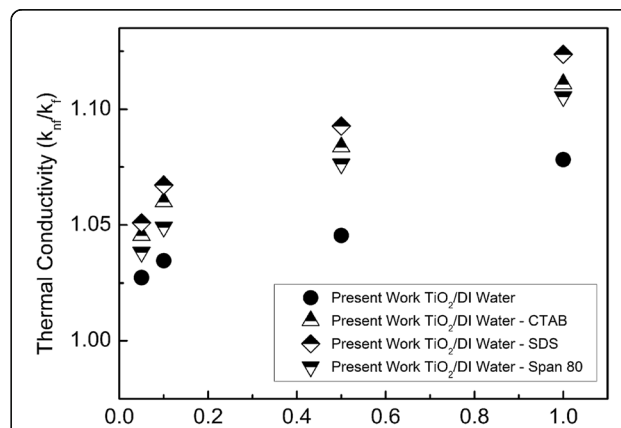
**Surfactant Effect**

The addition of surfactant is another important factor on the thermal conductivity of TiO<sub>2</sub> nanofluids. Some results showed the surfactants have a positive effect on thermal conductivity. Saleh et al.'s [65] studied the effect of different types of surfactants on the thermal conductivity of TiO<sub>2</sub>-water nanofluids, and the results are shown in Fig. 4. It can be seen that all of the three kinds of surfactants could greatly improve the thermal conductivity of nanofluids and the nanofluids with SDS as stabilizer exhibited the greatest enhancement, followed by those with CTAB and Span-80 as stabilizer. And they thought that the dispersion stability and surface properties of the particles was involved in the enhancements in thermal conduction of nanofluids.

There are also some different results on the surfactant effect. Yang et al. [58] found that when the content of ammonia in base fluids increases, the thermal conductivity ratio of TiO<sub>2</sub> nanofluids will also increase because the stability of TiO<sub>2</sub> ammonia-water nanofluids will be



**Fig. 3** Temperature dependence of the thermal conductivity of four kinds of TiO<sub>2</sub> nanofluids [41]. Reproduced with permission from Elsevier



**Fig. 4** Effect of different surfactants on the thermal conductivity of TiO<sub>2</sub>-water nanofluids [65]. Reproduced with permission from Elsevier

improved in higher pH value. And the surfactants PEG1000 and PAA in low concentration have relatively smaller influence than other impact factors on thermal conductivity like, particles or ammonia content, temperature. However, PEG1000 can improve the stability TiO<sub>2</sub> ammonia–water nanofluids, which induce the improvement of thermal conductivity of nanofluids. Murshed et al. [62] found that oleic acid and CTAB can improve the dispersion stability of TiO<sub>2</sub> nanofluids without impacting on thermal physical properties of nanofluids and single-phase heat transfer coefficient because the surfactant content employed in their experiments was very low viz. 0.01–0.02 vol.%. There are also some results that showed the surfactants have a depressing effect. Utomo et al. [66] investigated the thermal conductivity of water-based Al<sub>2</sub>O<sub>3</sub> and TiO<sub>2</sub> nanofluids. They found that high loading of stabilizers could result in a decrease in the effective thermal conductivity of those two kinds of nanofluids.

#### Sonication Effect

The sonication also showed some effects on the thermal conductivity of TiO<sub>2</sub> nanofluids. Ismay et al. [71] found that the thermal conductivity of TiO<sub>2</sub>–water nanofluids achieved the maximum when the pH value is close to 7 and was further improved by 2 h' sonication. And they thought that aggregation can explain the observed enhancements due to the percolation effect. Sonawane et al. [70] performed a particular research about the effect on thermal conductivity by the ultrasonic time, and the results are shown in Fig. 5a–c. It can be found for all the three kinds of nanofluids in various concentrations, the increasing proportions of thermal conductivity increased firstly and then decreased as the ultrasonic time increases, and the maximum increment occurred at the sonication time of 60 min. They attributed the reason as follows: optimum sonication time of 60 min can intensify the Brownian motion of nanoparticles and the intermolecular interaction between particles and bulk liquid, which resulted in an enhancement of thermal conductivity. However, longtime sonication of exceeding 60 min could induce the clustering and aggregating of nanoparticles, which was thought accountable for the decline of heat transport and thermal conductivity in nanoparticles.

#### Theoretical Studies

The theoretical study of nanofluids is one of the research hotspots in the field of nanofluids. There have been numerous thermal conductivity models proposed in recent years. It is generally regarded that most conventional models can be used for TiO<sub>2</sub> nanofluid unless there are special restrictions. However, due to the great difference in the experimental data of thermal conductivity of TiO<sub>2</sub> nanofluids, it is almost impossible for a single model to fit all different

results. Due to the conventional models are hard to be applied to an individual case, some targeted thermal conductivity models for TiO<sub>2</sub> nanofluids are also proposed in recent years. Table 1 provides a summary of available thermal conductivity model equations specialized in TiO<sub>2</sub> nanofluids. It can be seen that the factors such as interfacial layer [59, 72], Brownian movement [73, 74], particle size and aspect ratio [72, 75], and aggregation [76] have been considered in some models. And there are also some models that are proposed just by experimental fitting or analysis of variance [68, 74, 77–82]. It can be possible to conclude that those models are only suitable for their individual cases. Although the theoretical studies on the thermal conductivity of nanofluids have been much developed, the most fundamental flaw lies in the great difference in different experimental results. It is rather difficult to comprehensively and accurately grasp the heat conduction process in nanofluid since the nanostructure and micromotion of particles are hard to quantitatively describe. Therefore, due to the poor accuracy of the models for an individual application case, the best way to obtain the thermal conductivity of nanofluids for designing the application system is to carry out a preliminary experiment.

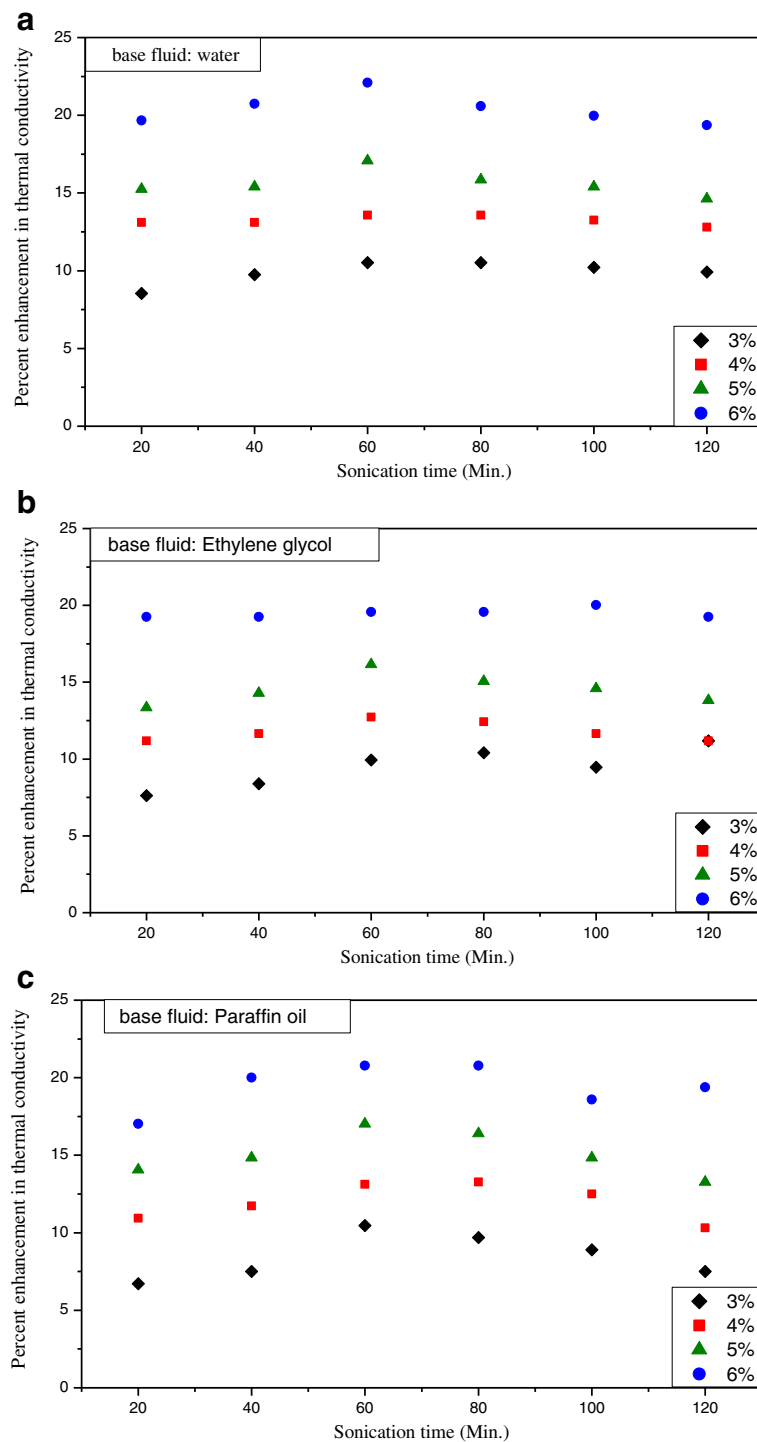
The above analysis reveals that at present, there still exist controversies and inconsistencies on the influence factors on thermal conductivity of TiO<sub>2</sub> nanofluids. Although particle loading has exhibited a positive correlation with thermal conductivity of nanofluids, the effects of other factors including particle shape, size, base fluid type, temperature, surfactant, and sonication are unified. Even for particle loading effect, the intensities of growth in thermal conductivity differ widely for different samples. The inconsistencies of thermal conductivity of nanofluids in various researches are mainly because the thermal conductivity is simultaneously affected by many factors especially some microscopic parameters such as particle clustering and micromotion which are rather difficult for a quantitative analysis or measurement.

Another controversy is the mechanism of enhancement in heat conduction of nanofluids. The particle clustering and gathering are thought to be responsible for the enhancement in the heat conduction of nanofluids [48, 50, 51]. However, the stable nanofluids with fewer aggregations by suitable surfactant or sonication treatment also have showed higher thermal conductivity [62, 65, 66, 70, 71]. The main mechanism of enhancement in heat conduction of nanofluids is the particle clustering or the micromotion, or some other factors need to be further analyzed.

#### Solar Absorption

As a clean source of renewable energy, solar energy has the minimal environmental impact. However, the development of solar thermal collector is restricted by the





**Fig. 5** The percent enhancement in thermal conductivity as a function of sonication time. **a** Base fluid: water. **b** Base fluid: ethylene glycol. **c** Base fluid: paraffin oil. Redrawn based on experimental data in reference [70]

poor absorption properties of the conventional working fluid. Therefore, in recent years, the nanofluid technology has been gradually used in the solar collectors to produce superior thermal and optical properties. It is expected that this new generation of heat transfer and

solar absorption fluid can improve the efficiency of use of solar energy.

As shown in Fig. 6, a typical schematic diagram of nanofluid-based concentrating solar water heating system can be observed in Khullar et al.'s reports [83]. They

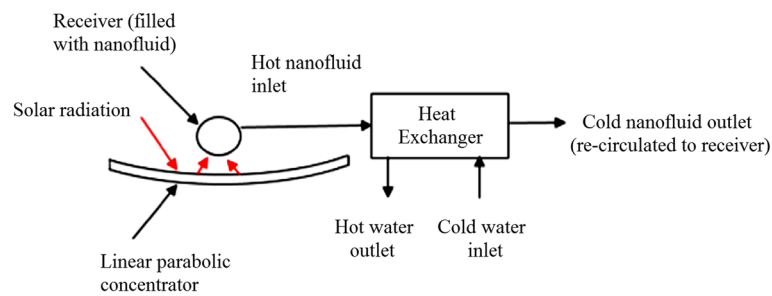
**Table 1** Theoretical expressions of existing thermal conductivity models for TiO<sub>2</sub> nanofluids

Authors	Year	Model expressions	Note
Murshed et al. [59]	2008	$k_{eff} = \frac{(k_p - k_f) \phi_p k_f (2\beta^2 - \beta^3 + 1) + (k_p + 2k_f) \beta^2 [\phi_p \beta^2 (k_p - k_f) + k_f]}{\beta^2 (k_p + 2k_f) - (k_p - k_f) \phi_p (\beta^3 + \beta^2 - 1)}$ $\beta^1 = 1 + t/R \quad \beta_2 = 1 + t/(2R)$	This model considers the interfacial layer and has been validated for TiO <sub>2</sub> , Al <sub>2</sub> O <sub>3</sub> , and Al nanofluids.
Duangthongsuk and Wongwises [77]	2009	$k_r$ and $t$ are thermal conductivity and thickness of the interfacial layer. $k_{nr} = k_f(a + bp)$ At 15 °C: $a = 1.0225$ , $b = 0.0272$ At 25 °C: $a = 1.0204$ , $b = 0.0249$ At 35 °C: $a = 1.0139$ , $b = 0.0250$	It is a fitted linear equation for TiO <sub>2</sub> nanofluids within 2 vol.%,
Corcione [73]	2011	$\frac{k_{eff}}{k_f} = 1 + 4.4 Re_p^{0.4} Pr_f^{0.66} \left(\frac{T}{T_r}\right)^{10} \left(\frac{k_p}{k_f}\right)^{0.03} \phi^{0.66}$ $Re_D = \frac{u \phi d_p}{\nu} = \frac{2\rho_p k_p T}{\eta_f d_p}$ <p>where <math>T_r</math> are the freezing point of the base fluid (about 273.16 K for water), <math>Re_p</math> is the nanoparticle Reynolds number.</p>	This model considers Brownian motion and has been validated for TiO <sub>2</sub> , Al <sub>2</sub> O <sub>3</sub> , and CuO nanofluids. Applied range: 0.2% < $\phi$ < 9%, 10 nm < $d$ < 150 nm, 294 K < $T$ < 324 K.
Okeke et al. [76]	2011	$(1 - \phi_{nc})(k_f - k_{nc})/(k_f + 2k_{nc}) + \phi_{nc}(k_p - k_{nc})/(k_f + 2k_{nc}) = 0$ where $k_{nc}$ is the thermal conductivity of the imaginary medium with backbones. $\phi_{nc}$ is taken as the volume fraction of the particles which belong to dead ends.	This model considers the aggregate sizes, particle loading, and interfacial resistance based on fractal and chemical dimensions. And it has been validated for Al <sub>2</sub> O <sub>3</sub> , CuO, and TiO <sub>2</sub> nanofluids.
Azmi et al. [78]	2012	$\frac{k_{eff}}{k_f} = 0.8938 \left(1 + \frac{\phi}{100}\right)^{1.37} \left(1 + \frac{d}{70}\right)^{0.2777} \left(1 + \frac{d}{150}\right)^{-0.0336} \left(\frac{d_f}{\phi_p}\right)^{0.01737}$	This model has been validated for water based Al <sub>2</sub> O <sub>3</sub> , ZnO, and TiO <sub>2</sub> nanofluids. Applied range: $\phi$ < 4%, 20 nm < $d$ < 150 nm, 293 K < $T$ < 343 K.
Reddy and Rao [88]	2013	$k_{nr} = k_f(a + bp)$ Regression constants $a$ and $b$ at various temperatures for water, 40%:60% and 50%:50% EG/W.	It is a fitted expression for TiO <sub>2</sub> nanofluids. Applied range: 30 °C < $T$ < 70 °C, 0.2% < $\phi$ < 1%.
Zerradi et al. [79]	2014	$k_{nr} = k_s + k_b$ $k_s = \frac{\frac{k_p}{k_f} + \psi + \psi \phi \left(\frac{1 - k_p}{k_f}\right)}{\frac{k_p}{k_f} + \psi + \phi \left(\frac{1 - k_p}{k_f}\right)}$ $k_b = G \frac{\sum_{i=1}^N A_i P_i \phi^p}{Pr_{AT}} \left[ \alpha \phi + (\beta + X \phi) \left( \frac{1}{v} \sqrt{\frac{18 k_b T}{\pi p d_i}} \right)^q + \delta \right]$	This model is based on the Monte Carlo simulation combined with a new Nusselt number correlation. It has been validated for Al <sub>2</sub> O <sub>3</sub> -H <sub>2</sub> O, CuO-H <sub>2</sub> O, TiO <sub>2</sub> -H <sub>2</sub> O, and CNT-H <sub>2</sub> O nanofluids.
Abdolbaqi et al. [80]	2016	$\frac{k_{eff}}{k_f} = 1.308 \left(\frac{\phi}{100}\right)^{0.042} \left(\frac{T}{80}\right)^{0.011}$	It is nonlinear model for BioGlycol/water-based TiO <sub>2</sub> nanofluids based on the aggregation theory using analysis of variance. Applied temperature range: 30 °C < $T$ < 80 °C.

**Table 1** Theoretical expressions of existing thermal conductivity models for TiO<sub>2</sub> nanofluids (Continued)

Shukla et al. [74]	2016	$k_{nf}^s = (1-\varphi) + \pi \left(\frac{\beta}{\alpha}\right)^{1/3} \varphi^{4/3}$ <p>nanoparticle.</p> $100(k_{nf} - k_{nf})/k_f = 0.443 + 2.636\varphi$	<p>where <math>\psi</math> is the sphericity of nanoparticle.</p> $\psi = \frac{1+0.5\left(\frac{\varphi}{\psi}\right)^{1/3}}{2\left(\frac{\varphi}{\psi}\right) + \frac{\varphi}{\psi_0}}$	<p>This model considers Brownian motion. And it has been validated for water and EG-based TiO<sub>2</sub> and Al<sub>2</sub>O<sub>3</sub> nanofluids.</p> <p>It is a linear fit of the measured values for diathermic oil-based TiO<sub>2</sub> nanofluids. Applied range: <math>\varphi &lt; 1\%</math>.</p> <p>It is a fitted expression based on the measured values for 150 nm particles of TiO<sub>2</sub>.</p> <p>This model considered the particle aspect ratio and has been validated for cylindrical TiO<sub>2</sub> and Bi<sub>2</sub>Te<sub>3</sub> nanofluids.</p>
Wei et al. [81]	2017	$\frac{k_{nf}}{k_f} = 1 + 4.82\varphi - 23.1\varphi^2$		
Pryazhnikov et al. [82]	2017	$k_{eff} = \frac{1}{\pi} \int_0^\pi (k_z^2 \sin^2 \omega + k_x^2 \cos^2 \omega)^{1/2} d\omega$		
Yang et al. [75]	2017	$k_z = \frac{Rk_p k_f}{(H+\beta)(k_p - \varphi k_p + \varphi k_f)} + \frac{H\varphi k_p + H(1-\varphi)k_f}{H+H} k_f = k_f \frac{k_p + k_f + \varphi(k_p - k_f)}{k_p + k_f - \varphi(k_p - k_f)}$ <p>where <math>k_x</math> and <math>k_z</math> are the effective thermal conductivity in radial and axial directions, respectively.</p>		
Yang et al. [72]	2017	$k_{eff} = \frac{(H+2t)k_{eff} + (H+t)k_{eff}}{H+H+3t}$ $k_{eff,s} = \frac{A\varphi k_p + (\alpha\beta + \beta C)\varphi k_p + (1 + \alpha + \beta)\varphi k_f - k_f}{A\varphi + (\alpha\beta + \beta C)\varphi + (1 + \alpha + \beta)\varphi \varphi - 1}$ $k_{eff,z} = \frac{H+2t}{H} \varphi \left( \frac{(H+2t)k_p k_p}{2t k_p + H k_p + \alpha k_p} \right) + k_f - \frac{(H+2t)(1+\alpha)k_f \varphi}{H}$ <p>where <math>\alpha = \frac{(H+t)^2 - R^2}{R^2}</math>, <math>\beta = \frac{2t(H+t)^2}{HR^2}</math>, <math>t = \sqrt{2t\sigma}</math></p> $A = -\frac{2k_f}{k_p + k_f}, \quad B = \frac{\beta}{\alpha} \frac{k_p - k_f}{k_p + k_p - 1}, \quad C = -\frac{2k_f}{k_p + k_f}$ $k_{f,r} = \frac{k_p(1+t/r - k_f/k_p)^2}{\left[ (1+t/r - k_f/k_p - (tk_p)/(Rk_p)) \ln \left( \frac{1+t/r - k_f/k_p}{1+(1+t/r - k_f/k_p)} \right) \right] / \beta}$	<p>This model considered the interfacial layer and particle shape and has been validated for rod-like TiO<sub>2</sub> and Bi<sub>2</sub>Te<sub>3</sub> nanofluids.</p>	





**Fig. 6** Schematic of nanofluid-based concentrating solar water heating system. Redrawn based on reference [83]

thought that a great amount of emission reductions and energy savings could be achieved when implementing a nanofluid-based concentrating solar collector. Chaji et al. [84] investigated the effects of particles' content and the liquid's flow rate on the efficiency of a small-scale flat plate collector with  $\text{TiO}_2$  nanofluids. They found the index of collector efficiency using  $\text{TiO}_2$  nanofluids was increased by 2.6 to 7% compared to base fluid based on the European Standard EN12975-2. Said et al. [85] used  $\text{TiO}_2$ - $\text{H}_2\text{O}$  nanofluid as the working fluid to enhance the performance of a flat plate solar collector. They observed the nanofluids prepared could keep stable for more than 1 month. The results showed that compared to water base fluid, the energy efficiency can be increased by 76.6 vol.% loading and 0.5 kg/min flow rate, and the highest exergy efficiency of 16.9% could be achieved at these operating conditions.

The theoretical research on the performance of a solar collector using nanofluids has also been developed in recent years. Alim et al. [86] studied theoretically the entropy generation, heat transfer characteristics, and the pressure drop of  $\text{Al}_2\text{O}_3$ ,  $\text{CuO}$ ,  $\text{SiO}_2$ , and  $\text{TiO}_2$  nanofluids in a flat plate solar collector under laminar flow. They found that all kinds of nanofluids can improve the performance while the friction factor was almost similar to that of water-based fluid. Faizal et al. [87] also carried out a numerical study on the performance of those four kinds of nanofluids in the solar collector. They observed that the energy savings of all the four kinds of nanofluids can exceed 20%, which would result in emission reductions of greenhouse gases.

The performance enhancement by nanofluids in solar collectors is generally attributed to two primary factors: the enhanced heat transfer characters and optical properties. Therefore, the optical properties of nanofluids in solar absorption system were also investigated by researchers. Said et al. [88] performed both experiment and analytical studies on the solar absorption performance of  $\text{TiO}_2$  and  $\text{Al}_2\text{O}_3$  nanofluids. They used two volume fractions of 0.1 to 0.3 vol.% for the photosensitive property investigation. Some classical theories including Rayleigh, Maxwell-Garnett, and Lambert-Beer's approaches were adopted in

their analytical analysis. They concluded that the optical properties of  $\text{TiO}_2$  nanofluids were higher than that of  $\text{Al}_2\text{O}_3$  nanofluids within the range of visible light for all particle loading. He et al. [89] compared the light-heat conversion efficiency of the  $\text{TiO}_2$ -water and CNT-water nanofluids in an evacuated tube solar collector in both sunny and cloudy conditions. They observed that the increment of temperature of CNT-water nanofluid is higher than that of  $\text{TiO}_2$ -water nanofluids, which indicated that the light-heat conversion characteristic of the former is better than the latter.

Said et al. [90] thought that most research was focused on the fundamental thermophysical and optical properties of nanofluids; the studies on some important factor for scattering and absorption including particle size, shape, and content as well as base fluid type were rarely found. To examine those factors, they carried out related research and observed that the particle size has little effect when below 20 nm, and particle content was directly proportional to the extinction coefficient. For the nanofluids containing 20 nm  $\text{TiO}_2$  nanoparticles, the transmissivity was almost zero for wavelengths ranging from 200 to 300 nm, but 71% for 400 nm and 88% for 900 nm respectively. They also suggested that the volume fraction of  $\text{TiO}_2$  nanoparticles should be below 0.1%, at which a much better result can be obtained.

Kim et al. [91] carried out a detailed theoretical research by using MWCNT,  $\text{Al}_2\text{O}_3$ ,  $\text{CuO}$ ,  $\text{SiO}_2$ , and  $\text{TiO}_2$  nanofluids with PG (propylene glycol)-water (20:80) base fluid in a high-temperature U-tube solar collector. They observed the collector efficiency of the solar collector efficiency has distinctly positive correlation with thermal conductivity of nanoparticles added since it is in the sequence from greatest to least: MWCNT,  $\text{CuO}$ ,  $\text{Al}_2\text{O}_3$ ,  $\text{TiO}_2$ , and  $\text{SiO}_2$  nanofluids. They also analyzed the emission reduction of  $\text{CO}_2$  and  $\text{SO}_2$  as well as the electricity and energy consumption worldwide. Their results support that nanofluids has great potential for energy saving and emission reduction. Due to their theoretical results have not considered the dispersion situation of different nanofluids, the actual performance is needed to be experimentally verified.

Coincidentally, a similar experimental study of flat plate solar collector using different nanofluids was carried out by Verma et al. [92]. The experimental results indicated that for only 0.75% particle volume loading and at 0.025 kg/s flow rate, the exergy efficiency of nanofluids compared to water is increased by 29.32, 21.46, 16.67, 10.86, 6.97, and 5.74%, respectively, for graphene, CuO, Al<sub>2</sub>O<sub>3</sub>, TiO<sub>2</sub>, and SiO<sub>2</sub> nanofluids. Also, the drop in entropy generation followed this sequence. Their results also supported that the solar collector efficiency has a positive correlation with thermal conductivity of nanoparticles added.

However, there are also some researches giving different results. Mahian et al. [93] analyzed the performance of a minichannel-based solar collector using four different water nanofluids with Cu, Al<sub>2</sub>O<sub>3</sub>, TiO<sub>2</sub>, and SiO<sub>2</sub> nanoparticles respectively. Their results showed the Al<sub>2</sub>O<sub>3</sub> nanofluids exhibited the highest heat transfer coefficient while the lowest value belonged to SiO<sub>2</sub>-water nanofluids, but the outlet temperature followed this sequence: Cu > TiO<sub>2</sub> > Al<sub>2</sub>O<sub>3</sub> > SiO<sub>2</sub> nanofluids. They also observed that entropy generation of TiO<sub>2</sub>-water is lower than that of Al<sub>2</sub>O<sub>3</sub>-water nanofluids despite of the thermal conductivity of the former is lower than the latter.

### Refrigeration

Nano-refrigerant is a special kind of nanofluid which consists of nanoparticles and refrigerant as well as the probable lubricant. Nano-refrigerant is a new generation of refrigerant for using compression or absorption refrigeration, air conditioning systems, heat pumps, etc. In recent years, many studies regarding nano-refrigerants have shown that adding nanoparticles into refrigerants or lubricant can achieve a better system performance and energy efficiency.

Table 2 shows summary of related studies on TiO<sub>2</sub> nanoparticle-based nano-refrigerants. It can be seen that the TiO<sub>2</sub> nanoparticles can work normally and safely with many kinds of refrigerants, including R134a, R600a, R436a, R436b, R141b, R123, R12, R22, and R410a. It can be seen that most results showed that adding TiO<sub>2</sub> nanoparticles could bring benefits to the refrigeration system and the lubricating oil system, such as improving the performance [94], reducing the energy consumption [95–97], and the irreversibility [98]. Also, some research focused on the heat transfer [99, 100] and pressure drop [101] of the nano-refrigerant system to investigate the effect mechanism of the nanoparticles. Li et al. [102] investigated the coefficient of performance (COP) of the refrigeration system for both the cooling cycle and heating cycle, and the results showed that adding TiO<sub>2</sub> nanoparticle would lead to a slight decrease in COP of the cooling cycle but a significant increase in COP of the heating cycle based on the power consumption of the compression. Bi et al. [96] experimentally investigated

the reliability and performance of a domestic refrigerator with HFC134a as refrigerant and Mineral oil with TiO<sub>2</sub> nanoparticles mixtures as lubricant. As illustrated in Fig. 7, the system main consists of fresh food storage room and frozen food storage room as well as refrigeration system pipelines. The results showed that the system TiO<sub>2</sub> nanoparticles works normally and safely and adding 0.1 wt.% TiO<sub>2</sub> nanoparticles can reduce 26.1% energy consumption while particle type has little effect on performance.

In addition, there is likewise a forward-looking study on the effect on the environment. Javadi and Saidur [103] observed that adding 0.1% of TiO<sub>2</sub> nanoparticles to mineral oil-R134a could result in the maximum energy savings of 25% and reduce the CO<sub>2</sub> emission by 7 million tons by year of 2030 in Malaysia.

It can be seen from Table 2 that the amounts of nanoparticles used in refrigerants were very low as below 0.1% [94–103], which can prevent clogging by the possible sedimentation of nanoparticles. However, although all results seemed positive, the long-term performance of the refrigeration system using nano-refrigerants is a great challenge.

Lin et al. [15] investigated the suspending ratio of (0.1 to 1%) nanolubricant-refrigerant after continuous alternation processes of condensation and evaporation. The schematic diagram and photographic view of their experimental system is shown in Fig. 8. They found that the degradation ratio was 28 to 73% after 20 times' alternate operations. Also, they found lower particle loading can reduce the degradation speed. It can be concluded that the longtime performance of nano-refrigerant system is the essential step for further application in nano-refrigeration system.

### Energy Storage

The storage of latent heat is through the most efficient mean of storing thermal energy. The conventional PCMs have a shortcoming of inadequate heat transfer performance which can reduce the rate of storing and releasing thermal energy. Therefore, some researchers have studied the method of improving the heat transfer performance by adding nanoparticles into PCMs.

Usages of PCMs mainly include energy storage of heating or cooling capacity. Research on cool storage application of TiO<sub>2</sub> nano-PCMs is relatively rare. Liu et al. [104] find that thermal conductivity of saturated BaCl<sub>2</sub> aqueous solution increases remarkably when adding a small amount of TiO<sub>2</sub> nanoparticles. They found the thermal conductivity was increased by 15.65% as the TiO<sub>2</sub> nanoparticle volume fraction was 1.13% at temperature of 15 °C. They thought this nanofluid is a good phase change materials (PCMs) with higher cool storage/supply capacity and rate compared with its base

**Table 2** Summary of related studies on TiO<sub>2</sub> nanoparticle-based nano-refrigerants

Researchers	Refrigerant	Nanoparticle	Lubricant	Particle size (nm)	Main finding
Bobbo et al. (2010) [94]	R134a	TiO <sub>2</sub> (0.5 g/L)	POE (SW32)	21	(a) Adding TiO <sub>2</sub> nanoparticles in SW32 oil showed the best performance as compared with the pure SW32 and single-wall carbon nano-horns/SW32 oil mixtures.
Mahbubul et al. (2011) [101]	R123	TiO <sub>2</sub> (0.5 to 2 vol.%)	–	21	(a) The pressure drop increased with the increase of the particle volume fractions and vapor quality as well as the decrease of temperature.
Trisaksri and Wongwises (2009) [99]	R141b	TiO <sub>2</sub> (0.01 to 0.05 vol.%)	–	21	(a) Nucleate pool boiling heat transfer performance was deteriorated with the increase of particle loading, especially at high heat fluxes.
Bi et al. (2007) [95]	R134a	TiO <sub>2</sub> (10 mg/L)	Mineral oil	50	(a) Using nano-refrigerant could reduce the energy consumption of the system by 7.43%.
Bi et al. (2008) [96]	R134a	TiO <sub>2</sub> (0.1 wt.%)	Mineral oil	50	(a) Adding 0.1 wt.% TiO <sub>2</sub> nanoparticles can reduce 26.1% less energy consumption and particle type has little effect.
Bi et al. (2011) [97]	R600a	TiO <sub>2</sub> (0.5 g/L)	–	50	(a) TiO <sub>2</sub> -R600a nano-refrigerant could work in the refrigerator normally and safely. (b) The refrigerator performance was better and 9.6% energy saved with 0.5 g/L TiO <sub>2</sub> -R600a nano-refrigerant.
Sabareesh et al. (2012) [100]	R12	TiO <sub>2</sub> (0.01 vol.%)	Mineral oil	30/40	(a) An optimum volume fraction of 0.01% was found, at which the average heat transfer rate was increased by 3.6%, average compressor work was reduced by 11%, and COP was increased by 17%.
Padmanabhan and Palanisamy (2012) [98]	R134a, R436A, R436B	TiO <sub>2</sub> (0.1 g/L)	Mineral oil	–	(a) TiO <sub>2</sub> nanoparticles worked normally and safely with the three kinds of refrigerants/lubricant. (b) TiO <sub>2</sub> nanoparticles can reduce the irreversibility of VCRS. Refrigerant R436A and R436B with MO + TiO <sub>2</sub> as a lubricant obtained the best performance.
Javadi and Saidur (2015) [103]	R134a	TiO <sub>2</sub> (0.1 wt.%)	Mineral oil	–	(a) Adding 0.1% of TiO <sub>2</sub> nanoparticles to mineral oil-R134a resulted in the maximum energy savings of 25%. (b) An emission reduction of more than 7 million tons of Coz= by year of 2030 can be obtained in Malaysia.
Li et al. (2015) [102]	R22	TiO <sub>2</sub> (5 wt.%)	–	–	(a) Adding TiO <sub>2</sub> nanoparticle decreased COP of the cooling cycle slightly but increased COP of the heating cycle significantly due to the power consumptions of compression.
Chang and Wang (2016) [13]	R141b	TiO <sub>2</sub> (0.0001% to 0.01 vol.%)	–	50–70	(a) The lowest concentration (0.0001%) TiO <sub>2</sub> nano-refrigerant achieved the best performance (increased by 30%) with ultrasonic vibration.
Tazarv et al. (2016) [14]	R141b	TiO <sub>2</sub> (0.01 and 0.03%)	–	30	(a) Convective heat transfer coefficient was greatly improved by adding TiO <sub>2</sub> nanoparticles. (b) Low mass flux leads to a significant enhancement in heat transfer coefficient of TiO <sub>2</sub> nano-refrigerant owing to the nanoparticle deposition.
Lin et al. (2017) [15]	R141b	–	NM56	60	(a) The suspending ratio of nanolubricant–refrigerant declined with the running time. (b) Lower particle loading, lower heating, or cooling temperature can reduce the degradation speed.

fluids, which exhibited good potential for being applied to cool storage as a substitute for conventional PCMs.

Another similar study was conducted by He et al. [105]. They also found the thermal conductivity of saturated BaCl<sub>2</sub> aqueous solution can be distinctly enhanced by 12.76% when adding a small amount of TiO<sub>2</sub> nanoparticles at –5 °C. Although decreases in the latent heat and specific heat and an increase in viscosity were found, those varieties have little effect on the cool storage system since the supercooling degree is reduced by 84.92%. They also thought that TiO<sub>2</sub>-saturated BaCl<sub>2</sub> aqueous

solution is suitable for low-temperature energy storage industries.

Studies on cool storage of TiO<sub>2</sub> nano-PCMs are in the minority, while most PCM applications focus on the heat storage. Table 3 shows a brief summary on the thermal conductivities and the latent heat of TiO<sub>2</sub> nano-PCMs for thermal storage applications in existing literatures. Sharma et al. [106] prepared a composite of palmitic acid (PA) and TiO<sub>2</sub> nanoparticles with SDBS as dispersant for thermal energy storage application. The preparation steps of PA–TiO<sub>2</sub> composites are shown in

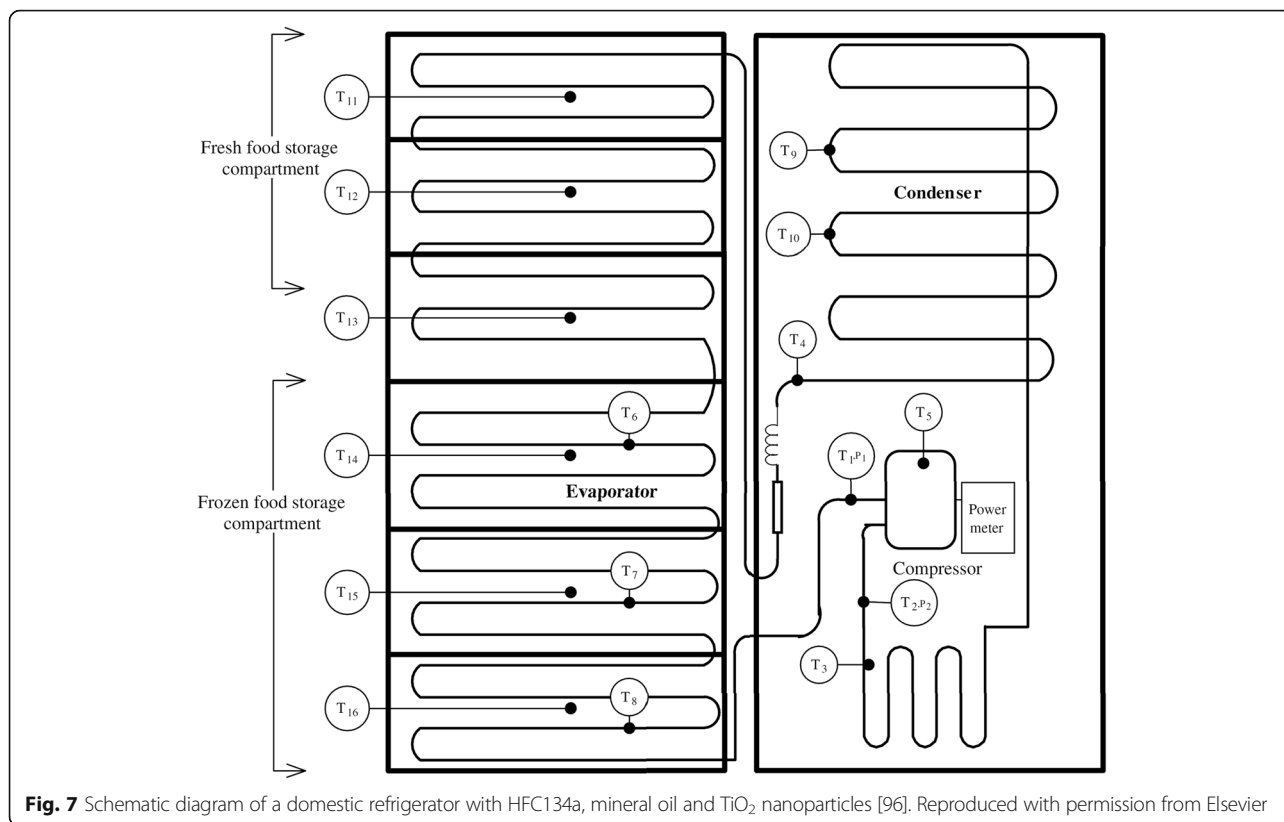


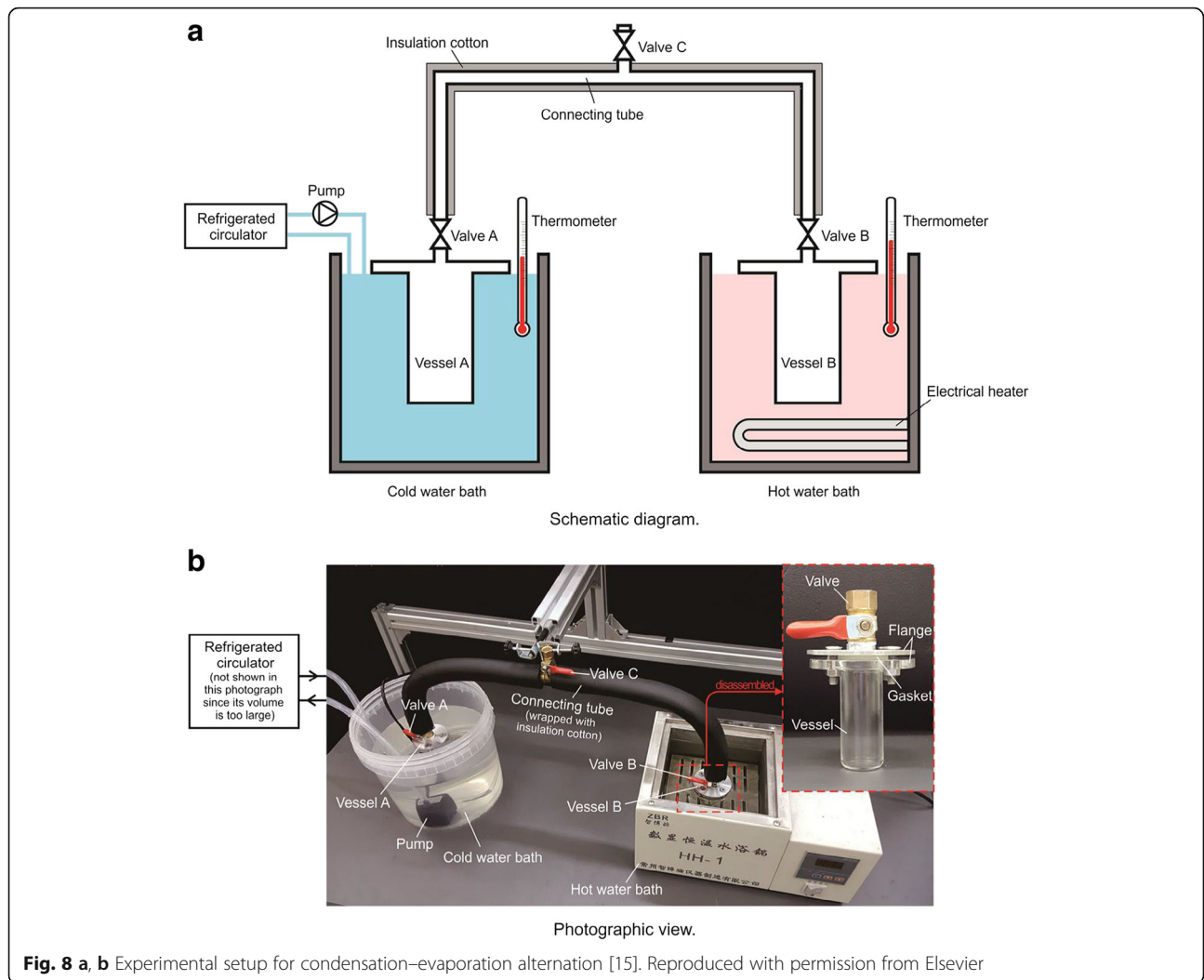
Fig. 9. It can be observed that the dispersion methods including adding surfactant, stirring, and ultrasonic vibration were implemented under the condition that the temperature of the base PA is above the melting temperature to confirm its liquid state.

Their results showed that the thermal conductivity increased by 12.7, 20.6, 46.6, and 80% when the mass fractions of TiO<sub>2</sub> nanoparticle were 0.5, 1, 3, and 5%, respectively. And they considered this PCM could be a good candidate as potential solar thermal energy storage materials due to its high latent heat and thermal reliability of palmitic acid. Harikrishnan et al. [107] dispersed TiO<sub>2</sub> nanoparticles into PCM stearic acid and found this composite can accelerate the melting and solidification rates due to the enhanced heat transfer performance. They also observed that the addition of 0.3% nano-TiO<sub>2</sub> nanoparticles can increase the thermal conductivity of stearic acid by approximately 63%. In their another research [108], they used stearic acid and lauric as base PCM and found an increment of 42% in thermal conductivity and a reduction of only 2% of latent heat of fusion. Motahar et al. [109] dispersed the TiO<sub>2</sub> nanoparticles into organic PCM n-octadecane and found that the maximum enhancements of thermal conductivity in solid and liquid phases occurred at 3 and 4 wt.%, respectively. Moreover, the maximum average thermal

conductivity enhancement for both phases was 26.6% when loading 5 wt.% nanoparticles.

Another experimental research focusing on the solidification process of PCM containing TiO<sub>2</sub> nanoparticles was also performed by Motahar et al. [110]. They observed that the rheological behavior of liquid PCM–TiO<sub>2</sub> at higher loading tends to Bingham fluids so that their solidification experiments were performed within 0–2.17 Bingham numbers. The results showed that the addition of TiO<sub>2</sub> nanoparticles can enhance the thermal conduction process and hence increase the solidified volume. For particle mass loading of 1, 2, and 4%, the solidified volume fraction was increased by 7, 9, and 18%, respectively. At last, they proposed a universal correlation to predict the solidified volume fraction as a function of Fourier number, Rayleigh number, solid Stefan number, Bingham number, and particle loading.

Most of the results showed that when adding TiO<sub>2</sub> nanoparticles, the thermal conductivity of PCMs can be greatly increased, while the latent heat will be decreased slightly, which is probably as a result of the thermal conductivity of nanoparticles which is much larger than the base composite, while the nanoparticles will not take part in the phase changing process as the base composite. However, in some case, both of the thermal conductivity and latent heat capacity



**Fig. 8 a, b** Experimental setup for condensation–evaporation alternation [15]. Reproduced with permission from Elsevier

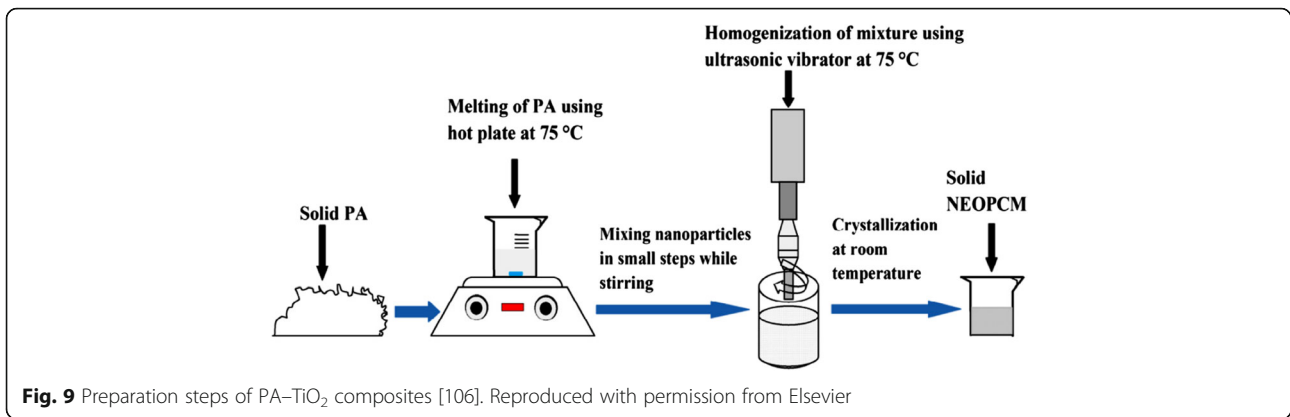
of PCMs were considered to be elevated. Wang et al. [111] prepared nano-PCMs by adding TiO<sub>2</sub> nanoparticles into paraffin. They found the addition of TiO<sub>2</sub> nanoparticles can change the phase transition temperature and latent heat capacity of paraffin. The phase transition temperature dropped with <1% loading, while increased with >2% loading of particles. The latent heat increased firstly and then decreased

as the loading of particles increase. And the turning concentration is 0.7 wt.%, at which a maximum latent heat capacity can be achieved. While the thermal conductivity of the nano-PCMs increased monotonously with the loading of TiO<sub>2</sub> nanoparticles. When the loading of TiO<sub>2</sub> nanoparticles reached 7 wt.%, the thermal conductivity was increased by 13% but the latent heat was reduced by 9%.

**Table 3** Summary on thermal conductivities and the latent heat of TiO<sub>2</sub> nano-PCMs

Researchers	Composite	Thermal conductivity (W/m k)		Latent heat (kJ/kg)	
		Base PCM	Nano-PCM	Base PCM	Nano-PCM
Sharma et al. [106]	Palmitic acid/5% TiO <sub>2</sub>	0.194	0.35	–	180.03
Harikrishnan et al. [107]	Stearic acid/0.3% TiO <sub>2</sub>	0.19	0.31	131	127
Harikrishnan et al. [108]	(SA + LA)/1% TiO <sub>2</sub>	0.19	0.27	173.98	173.22
Motahar et al. [109]	n-octadecane/5% TiO <sub>2</sub>	0.45	0.57	–	–
Wang et al. [111]	Paraffin/0.7% TiO <sub>2</sub>	0.22	0.23	168	194
	Paraffin/7% TiO <sub>2</sub>	0.22	0.25	165	150





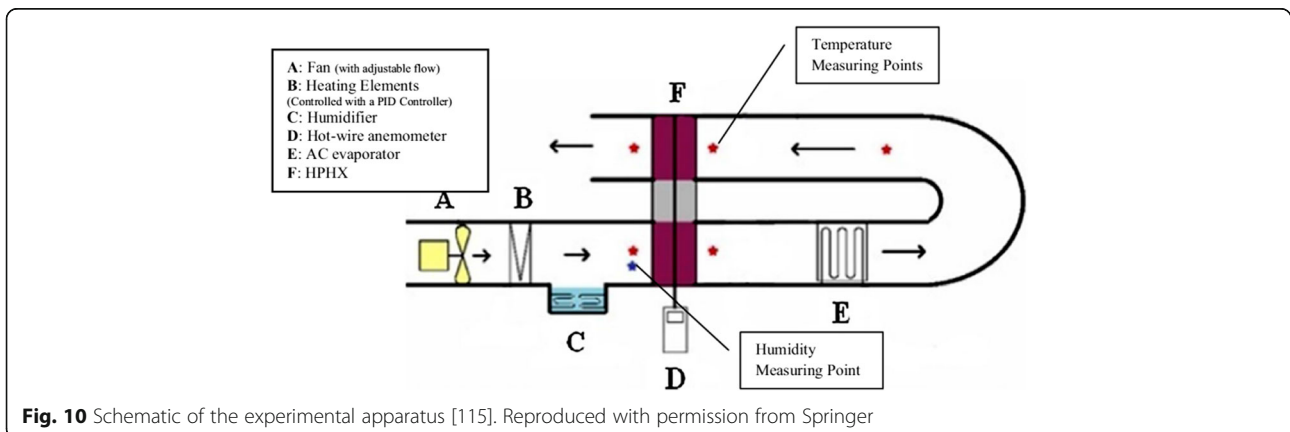
### Heat Pipes

The characteristics of boiling heat transfer and critical heat flux enhancement of nanofluids can be utilized in the heat pipe to improve its performance and broaden the application range. And some numerical results [112, 113] have shown that for thermosyphon heat pipe, using the nanofluid could achieve a better heat transfer characteristics. Also, some researchers have carried out related research using TiO<sub>2</sub> nanofluids.

Zhou et al. [114] tested gravity heat pipes filled with DI water and TiO<sub>2</sub> nanofluids, where the concentration and filling ratio of nanoparticles were varied and the initial temperature distribution was given. The result indicated that the heat pipes filled with nanofluids had a lower start-up temperature and a shorter start-up time in evaporation section under the condition of a water bath. And the biggest temperature drop between the evaporation section and the condensation section for heat pipes filled with TiO<sub>2</sub> nanofluids was lower than those filled with DI water. The start-up time of heat pipes with filling ratios ranged between 50 and 70% in the evaporation section increased with the increase of the filling ratio and heating temperature, but the small inclination angle had a negative effect on the start-up performance.

Saleh et al. [65] collected data from different nanofluid experiments, where particle volume loading was up to 1.0% and the temperature of measurements ranged from 10 to 60 °C. They discovered that these data agreed with the classical Brownian motion theoretical model. They also investigated experimentally the effect of nanofluids on the thermal performance of heat pipes by measuring the wall temperature and thermal resistance distributions between the evaporation and condensation section. They found that distilled water and nanofluids achieved the best heat transfer performance when the inclination was set to 45° and the charge volume ratio of working fluid was 60%.

In 2015, Monirimanesh et al. [115] designed a thermosyphon-type heat pipe heat exchanger (HPHX) using TiO<sub>2</sub> nanofluids as the working fluid to save energy in an air conditioning system. Their experimental apparatus was constructed as shown in Fig. 10. They establish a pre-cooling and pre-heating device to produce altered conditions of the inlet air for investigating the performance of HPHX. The evaporator and condenser section of the HPHX functioned as a pre-cooler and reheating coil for the air conditioning system respectively. They also employed an electric heater and electric boiler to supply heat and steam into the entered fresh





air by a fan for the purpose of simulating the hot and humid climate. Their results showed that using TiO<sub>2</sub> nanofluids and increasing the HPHX number of rows could make a part of air condensed on the evaporator fin, which could enhance the energy in the pre-cooling section. The use of 3 wt.% TiO<sub>2</sub>-methanol nanofluids in a four-row HPHX could achieve the highest energy savings ranging from 30.6 to 32.8% when the inlet air under the properties of 45 °C and 50–74% relative humidity. Based on a comprehensive consideration of the main purpose of supplying the energy required for reheating, they suggested that 2 wt.% TiO<sub>2</sub>-methanol nanofluid for the four-row HPHX would have been adequate and more economical.

### Mass Transfer

The mass transfer of nanofluids is another important application aspect of TiO<sub>2</sub> nanofluids. Current research has shown that TiO<sub>2</sub> nanofluids can be used to enhance the absorption process of CO<sub>2</sub> and NH<sub>3</sub> as well as the mass transfer coefficient of electrolyte fluids.

Li et al. [116] prepared stable *N*-methyldiethanolamine (MDEA)-based nanofluids to strengthen the absorption performance of CO<sub>2</sub> in the MDEA solution. The CO<sub>2</sub> absorption characteristics in the gas/liquid interface of nanofluids were investigated by measuring the absolute pressure drop of gas. The mass fraction of MDEA was 50%. And they used two particle mass fractions of 0.1 and 0.4%. The results showed that the CO<sub>2</sub> absorption rate increases with increasing temperature and it is enhanced by the added nanoparticles. However, at 20 and 30 °C, the enhancement caused by the mass fraction of nanoparticle (0.1 and 0.4%) reduced gradually. The effective absorption ratio varied from 1.03 to 1.14. Also, CO<sub>2</sub> bubble absorption ratio increased with the increase of nanoparticle mass fraction.

Yang [117] prepared stable TiO<sub>2</sub> nanofluids without adding dispersant and then carried out a comparative experiment on the falling film performance of absorption of ammonia gas by nanofluids and pure water. The schematic diagram of the experimental system for NH<sub>3</sub>-H<sub>2</sub>O nanofluid falling film absorption is shown in Fig. 11. They found that the absorption rate of ammonia gas can be increased by 10% when adding anatase TiO<sub>2</sub> nanofluids. Wu [118] used the similar experimental device but changed the falling film tube of Fig. 11 into a fin tube. He investigated the effect of rutile TiO<sub>2</sub> nanofluids on the ammonia absorption performance of falling film outside a fin tube. The result showed that the combined use of zigzag tubule and TiO<sub>2</sub> nanofluids can strengthen the ammonia-water falling film absorption and the maximum increment can reach 60.8%.

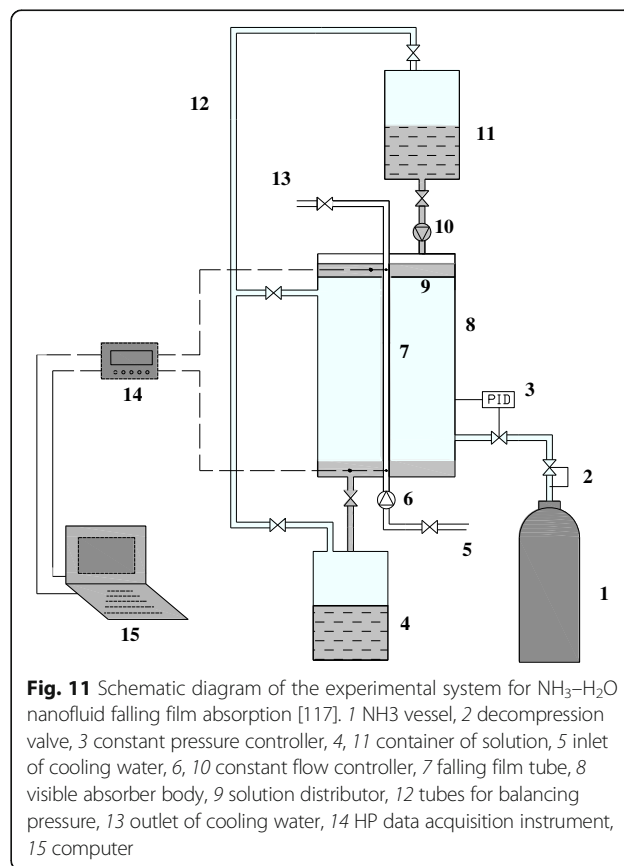
Beiki et al. [119] investigated experimentally the turbulent mass transfer characteristics of TiO<sub>2</sub> and γ-Al<sub>2</sub>O<sub>3</sub>

electrolyte nanofluids in a circular tube. The results showed that adding 0.015 vol.% TiO<sub>2</sub> and 0.01 vol.% γ-Al<sub>2</sub>O<sub>3</sub> could bring an increase in mass transfer coefficient of the electrolyte solution by 18 and 10%, respectively. They found that the enhancement ratio was independent of Reynolds number. The mass transfer coefficients increased firstly and then decreased as the nanoparticle loading increase. They attributed the cause of the existing of optimal particles' loading to the clustering of nanoparticles and forming bigger agglomerates with smaller Brownian velocity when exceeding the optimum loading.

### Coolant of Milling

As a coolant, nanofluids' heat transfer enhancement characteristic can improve the cooling performance [120]. Moreover, when nanofluids are used for milling, another characteristic of nanofluids viz. enhancement in wear resistance can also play an important role in extending the lifetime of the milling tool.

Yogeswaran et al. [121] investigated experimentally the effects of coolant of TiO<sub>2</sub>-EG nanofluid on the tool wear and workpiece temperature at the various milling conditions when used for milling a stainless steel AISI 304. The milling tool was made of a TiN-coated carbide insert. The results showed that comparing to pure base fluid, the



workpiece temperature was reduced by 30% when using the nanofluid as coolant. The tool wear from milling using the EG-based TiO<sub>2</sub> nano-coolant is much less than using the normal commercial coolant because the nanofluids can reduce the heat penetrating into the inserts. And the tool life is increased as a result of the nanoparticles reduces the damage on the edge of the tool.

Muthusamy et al. [122] also compared the efficiency of nanoparticle-based coolant (TiO<sub>2</sub>-EG) and conventional water-soluble coolant on the tool life and wear performance of a TiN-coated carbide insert in the end-milling process of AISI304 stainless steel. The results showed that using TiO<sub>2</sub>-EG nanofluid as coolant could increase the tool life from 32.67 to 54.9 min (increased by 40.55%) comparing to that using TiO<sub>2</sub>-EG nanofluid as coolant instead of water-soluble coolant. They attributed the cause to a Ti nanoparticle layer on the edge of the insert formed during the milling process when using TiO<sub>2</sub>-EG nanofluid, which can be proved from the SEM and EDX of cutting edge as shown in Fig. 12. When using nanofluids as coolant, the oxidation still occurred despite the cutting temperature was reduced at the interface of the tool and workpiece since it can be found from Fig. 12 the O peak on the EDX spectrum. The hard oxidation layer was formed due to the entering of oxygen from TiO<sub>2</sub>-EG nanofluid into the tool-workpiece interface. Then, the hard oxidation layer can protect the tool from micro-cracking and chipping wear because it could not be easily detached despite under the severe impact of the milling force and took parts of the tool surface from the workpiece.

## Challenges and Future Works

### Challenges

The above energy-related examples have exhibited the extensive application prospect and excellent properties of TiO<sub>2</sub> nanofluids. Although in some cases, especially in heat transfer applications, the heat transfer performance of TiO<sub>2</sub> nanofluids are not better than that of Ag, Cu, and CNT nanofluids, TiO<sub>2</sub> nanofluid is also a good choice due to their comprehensive properties for instance better dispersion and chemical stability, security, and economy.

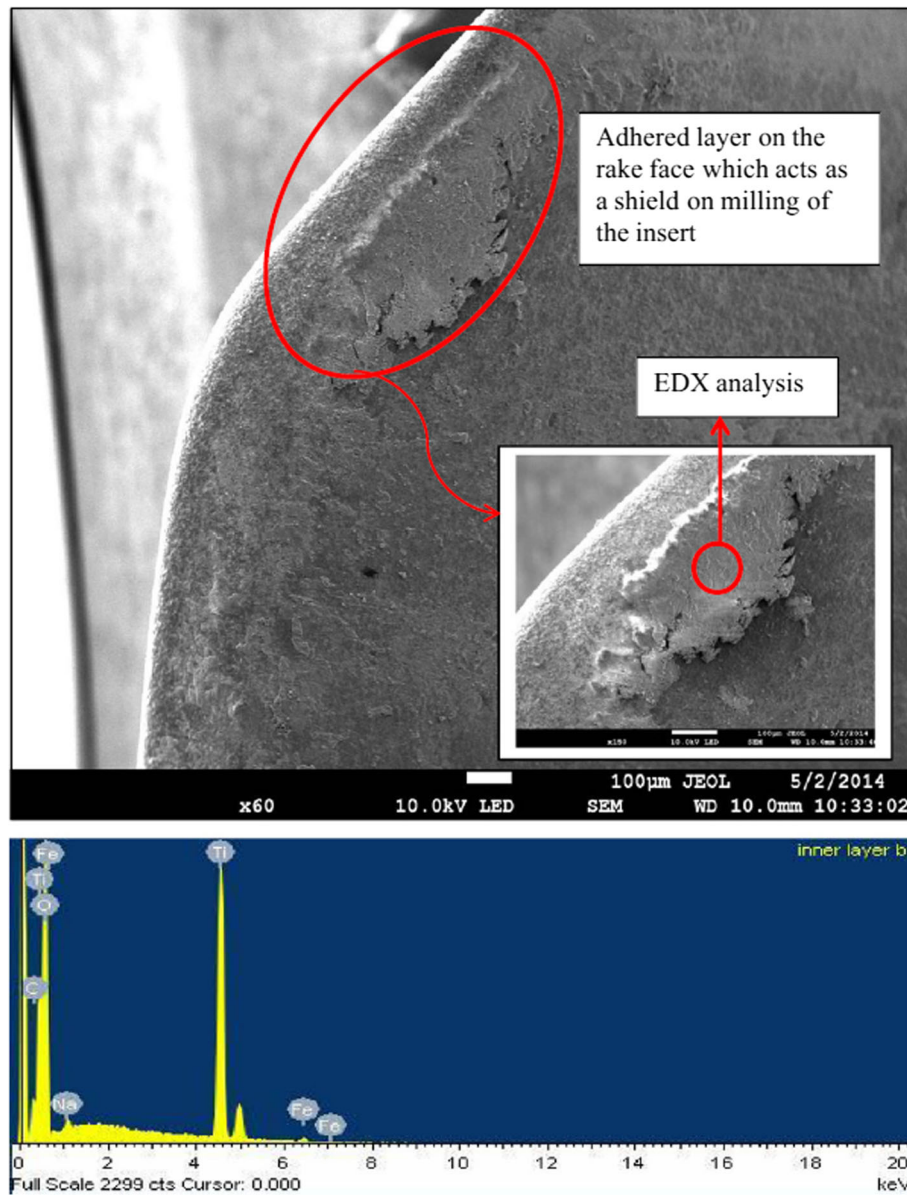
Although TiO<sub>2</sub> nanofluids have showed great enhancement in heat transfer of solar collectors, refrigeration, energy storage, heat pipes, and coolant of milling, the investigations on the performances including dispersion stability and heat transfer performance after running operations are in great lack. Most dispersion stability studies are in static conditions, but it is important that the nanofluids prepared should be treated in the practical application conditions to examine the dynamic cycle stability and the sustainability of both system performance and components of nanofluids.

Generally, the biggest downside in application of nanofluids is the sedimentation and degeneration of nanoparticles after long running which makes the long-term performances of nanofluid system challenged. Some researchers have proposed a new idea and a novel method to re-disperse the aggregates in real time of the running system [123]. However, the concrete effect of the device has to be verified experimentally, and then, the design and location of the re-dispersion device needs to be improved. The surfactant is expected to have positive effect on the re-dispersion characteristic of aggregates. However, one of the biggest flaws in using surfactants is the occurrence of foaming when the fluids are under flowing or heating conditions which would have adverse impacts on the heat or mass transfer application of nanofluids. This defect suggests the amount of surfactant employed in the nanofluids should be limited.

Another great limitation in application of nanofluid is the increase in pumping power and pressure drop of nanofluids, which is essential for the high-quality application of solar collectors, refrigeration, and heat pipes. For instance, Sajadi and Kazemi [124] found the proportional increase in pressure drop of TiO<sub>2</sub> nanofluids is higher than that of heat transfer coefficient. While Teng et al. [125] found the pressure drop proportion of TiO<sub>2</sub> nanofluids for turbulent flow is lower than that for laminar flow. Therefore, if the extra energy consumption by the increased viscosity of nanofluids exceeds the benefit from the heat or mass transfer enhancement, there will be no application prospect. The most extreme case is when a large amount of agglomerations emerge, the pumping power and pressure drop of nanofluids will be greatly increased, which might lead to serious impact on system performance. Moreover, based on the similarity principle in heat transfer study, for instance in forced convection process, Nusselt number is determined by Reynolds number and Prandtl number, different thermal conductivity and viscosity will induce different Nu even though for the same experimental heat transfer coefficient. Therefore, the properties of nanofluids are essential for quantitative study in those application fields.

### Future Works

As a widely used material in considerable fields, TiO<sub>2</sub> has been explored several hundred years, and its nanofluidic form is also firmly worth studying and expected to make greater contributions owing to the outstanding physical and chemical properties. This paper provides a summary of the research outcomes of TiO<sub>2</sub> nanofluids up to now, including the preparation and stability of TiO<sub>2</sub> as well as three vital properties of TiO<sub>2</sub> nanofluids. It can be concluded that TiO<sub>2</sub> nanofluids show very comprehensive applications in heat transfer or other energy fields due to their good dispersion stability in both



**Fig. 12** SEM and EDX of cutting edge [122]. At a cutting speed of 1500 rpm, feed rate of 0.02-mm tooth, and axial depth of 0.1 mm using nanoparticle-based coolant at a cutting distance of 180 mm (x60 magnification). Reproduced with permission from Springer

hydrophilic and lipophilic liquids, nontoxic and non-corrosive natures, chemical stability, lower price, and good appearance. Therefore, TiO<sub>2</sub> nanofluid is thought as one of the closest kinds to practical industrial application environment because of their better dispersion and chemical stability, security, and economy.

However, although TiO<sub>2</sub> nanofluids have shown enormously exciting potential applications, before commercialization of nanofluids, some urgent problems are summarized as follows:

Firstly, acquiring high-quantity nanofluid with outstanding long-term and high-temperature stability is the

fundamental of the entire research since in any practical application, it is essential to have a stable suspension.

Secondly, the way to enhance and keep the stability of nanofluids in real time is a key issue in the actual use since the sedimentations of nanoparticles seem inevitable after a long-term running. The method to re-disperse the aggregation of nanoparticles in real time by adding some dispersion device in the system with functions of ultrasound or agitation might be a useful option [123].

Thirdly, although the surfactants were used to improve the dispersion and adhesion performance of nanoparticles in liquid, the effect of surfactants on the physical

properties and system performance needs to be investigated. The amount of surfactants should be investigated experimentally owing to the positive and negative effects of surfactants.

Fourth, the pumping power or pressure drop of nanofluids is another challenge for the engineering application. Using nanofluids with higher viscosity than base fluids will induce a higher pressure drop and hence needs more pumping power [125]. The method to achieve higher heat transfer coefficient and lower pressure drop needs to be further studied.

Fifth, the waste management of the invalid nanofluids should also be considered when applying them to industrial systems. The impact on the environment by the nanofluids restricts many kinds of nanofluids containing heavy metal, toxic substance, or other hazardous substances. The super whiteness dyeing behavior of TiO<sub>2</sub> nanofluids should also be noticed to prevent the environment getting contaminated.

Sixth, although some studies have analyzed the entropy generation in tubes [126], microchannels [127], sheet, and other types of flow [128, 129], the entropy generation characteristic of nanofluid in the full system is actually the most important parameter for the full-system application or designing.

Last but not least, there is lack of evaluation index on the performance of nanofluids, especially on the stability, adhesion, and property sustainability of nanofluids. There is no unified indicator to evaluate the stability and adhesion of nanofluids. The uniform evaluation indexes on the different properties of nanofluids are needed [130].

The above problems are urgently needed to solve for the further application of TiO<sub>2</sub> nanofluids, which point out the directions of the future works in this field. It is believed that these problems and challenges will be solved or reduced with the development of nanofluid technology in the future.

## Conclusions

This second part of the review summarizes recent research on application of TiO<sub>2</sub> nanofluids and identifies the challenges and opportunities for the further exploration of TiO<sub>2</sub> nanofluids. It can be concluded that although particle loading has exhibited a positive correlation with thermal conductivity of nanofluids, the effects of other factors including particle shape, size, base fluid type, temperature, surfactant, and sonication are unified. Even for particle loading effect, the intensities of growth in thermal conductivity differ widely for different samples. TiO<sub>2</sub> nanofluids have shown good applications in many energy-related filed. However, the indeterminacy of long-term performances for both nanofluid and system and the increment in pressure drop are needed to investigate for further application. The forecast research

hotspots are regarded as the long-term and high-temperature stability and re-disperse the aggregation of nanoparticles in real-time system, the required amount of surfactants, the heat transfer and pumping power characteristics, and the evaluation index on the stability, adhesion, and property sustainability of nanofluids.

## Acknowledgements

The work of this paper is financially supported by the National Natural Science Foundation of China (51506028) and the Natural Science Foundation of Jiangsu Province (BK20150607). The supports are gratefully acknowledged.

## Authors' Contributions

LY wrote this paper. YH collected materials and improved this paper. All the authors have read and approved the final manuscript.

## Competing Interests

The authors declare that they have no competing interests.

## Publisher's Note

Springer Nature remains neutral with regard to jurisdictional claims in published maps and institutional affiliations.

Received: 19 May 2017 Accepted: 3 June 2017

Published online: 06 July 2017

## References

1. Yang L, Hu Y (2017) Toward TiO<sub>2</sub> Nanofluids—Part 1: Preparation and Properties. *Nanoscale Res Lett* 12: 417
2. Esfe MH, Afrand M, Gharehkhani S, Rostamian H, Toghraie D, Dahari M (2016) An experimental study on viscosity of alumina-engine oil: effects of temperature and nanoparticles concentration. *Int Commun Heat Mass Transfer* 76:202–208
3. Toghraie D, Alempour SM, Afrand M (2016) Experimental determination of viscosity of water based magnetite nanofluid for application in heating and cooling systems. *J Magn Magn Mater* 417:243–248
4. Dardan E, Afrand M, Isfahani AHM (2016) Effect of suspending hybrid nano-additives on rheological behavior of engine oil and pumping power. *Appl Therm Eng* 109:524–534
5. Eshgarf H, Afrand M (2016) An experimental study on rheological behavior of non-Newtonian hybrid nano-coolant for application in cooling and heating systems. *Exp Therm Fluid Sci* 76:221–227
6. Toghraie D, Mokhtari M, Afrand M (2016) Molecular dynamic simulation of copper and platinum nanoparticles Poiseuille flow in a nanochannels. *Physica E: Low-dimensional Systems and Nanostructures* 84:152–161
7. Esfe MH, Afrand M, Yan WM, Yarmand H, Toghraie D, Dahari M (2016) Effects of temperature and concentration on rheological behavior of MWCNTs/SiO<sub>2</sub> (20–80)-SAE40 hybrid nano-lubricant. *Int Commun Heat Mass Transfer* 76:133–138.
8. Esfe MH, Akbari M, Karimpour A, Afrand M, Mahian O, Wongwises S (2015) Mixed-convection flow and heat transfer in an inclined cavity equipped to a hot obstacle using nanofluids considering temperature-dependent properties. *Int J Heat Mass Transfer* 85:656–666
9. Sepyani K, Afrand M, Esfe MH (2017) An experimental evaluation of the effect of ZnO nanoparticles on the rheological behavior of engine oil. *J Mol Liq* 236:198–204
10. Mahian O, Kianifar A, Heris SZ, Wen D, Sahin AZ, Wongwises S (2017) Nanofluids effects on the evaporation rate in a solar still equipped with a heat exchanger. *Nano Energy* 36:134–155
11. Abedini E, Zarei T, Rajabnia H, Kalbasi R, Afrand M (2017) Numerical investigation of vapor volume fraction in subcooled flow boiling of a nanofluid. *J Mol Liq* 238:281–289
12. Kasaeian A, Daviran S, Azarian RD, Rashidi A (2015) Performance evaluation and nanofluid using capability study of a solar parabolic trough collector. *Energy Convers Manage* 89:368–375
13. Chang TB, Wang ZL (2016) Experimental investigation into effects of ultrasonic vibration on pool boiling heat transfer performance of horizontal low-finned U-tube in TiO<sub>2</sub>/R141b nanofluid. *Heat Mass Transfer* 52(11):2381–2390



14. Tazarv S, Saffar-Avval M, Khalvati F, Mirzaee E, Mansoori Z (2016) Experimental investigation of saturated flow boiling heat transfer to TiO<sub>2</sub>/R141b nanorefrigerant. *Exp Heat Transfer* 29(2):188–204
15. Lin L, Peng H, Chang Z, Ding G (2017) Experimental research on degradation of nanolubricant–refrigerant mixture during continuous alternation processes of condensation and evaporation. *Int J Refrig* 76:97–108
16. Yang L, Jiang W, Chen X, Du K (2017) Dynamic characteristics of an environment-friendly refrigerant: ammonia-water based TiO<sub>2</sub> nanofluids. *Int J Refrig*, in press. <https://doi.org/10.1016/j.jirefr.2017.06.006>
17. Latifa EK, Asbik M, Zari N, Zeghmati B (2017) Experimental study of the sensible heat storage in the water/TiO<sub>2</sub> nanofluid enclosed in an annular space. *Appl Therm Eng* 122:673–684.
18. Lasfargues M, Bell A, Ding Y (2016) In situ production of titanium dioxide nanoparticles in molten salt phase for thermal energy storage and heat-transfer fluid applications. *J Nanopart Res* 18:150
19. Raj AD, Anakhi AP, Yadav DK, Pandian B, Singh H, Dondapati RS, Saini V (2016) Enhancement of heat transfer in heat pipes using TiO<sub>2</sub>/benzene based nano-coolants. In: 7th International Conference on Intelligent Systems, Modelling and Simulation (ISMS). Bangkok: IEEE; pp 446–451
20. Chi RG, Park JC, Rhi SH, Lee KB (2017) Study on heat pipe assisted thermoelectric power generation system from exhaust gas. *Heat Mass Transfer*, in press. doi:10.1007/s00231-017-2046-z
21. Sözen A, Gürü M, Menlik T, Aktaş M (2017) Utilization of blast furnace slag nano-fluids in two-phase closed thermos-syphon heat pipes for enhancing heat transfer. *Exp Heat Transfer* 30(2):112–125
22. Abedini E, Zarei T, Afrand M, Wongwiset S (2017) Experimental study of transition flow from single phase to two phase flow boiling in nanofluids. *J Mol Liq* 231:11–19
23. Goodarzi M, Kherbeet AS, Afrand M, Sadeghinezhad E, Mehralie M, Zahedif P, Wongwiset S, Daharih M (2016) Investigation of heat transfer performance and friction factor of a counter-flow double-pipe heat exchanger using nitrogen-doped, graphene-based nanofluids. *Int Commun Heat Mass Transfer* 76:16–23
24. Afrand M, Abedini E, Teimouri H (2017) Experimental investigation and simulation of flow boiling of nanofluids in different flow directions. *Physica E: Low-dimensional Systems and Nanostructures* 87:248–253
25. Shamsirband S, Malvandi A, Karimipour A, Goodarzi M, Afrand M, Petković D, Mahmoodian N (2015) Performance investigation of micro- and nano-sized particle erosion in a 90 elbow using an ANFIS model. *Powder Technol* 284:336–343
26. Xiao B, Wang W, Fan J, Chen H, Hu X, Zhao D, Zhang X, Ren W (2017) Optimization of the fractal-like architecture of porous fibrous materials related to permeability, diffusivity and thermal conductivity. *Fractals* 25(3): 1750030
27. Ali AA, Kumaragurubaran B, Suresh S, Babu KL (2015) Heat transfer enhancement in vertical helical coiled heat exchanger by using nano fluid-TiO<sub>2</sub>/water. *Int Res J Eng Technol* 2(9):2480–2484
28. Xiao B, Chen H, Xiao S, Cai J (2017) Research on relative permeability of nanofibers with capillary pressure effect by means of Fractal-Monte Carlo technique. *J Nanosci Nanotechnol* 17:6811–6817
29. Soltanimehr M, Afrand M (2016) Thermal conductivity enhancement of COOH-functionalized MWCNTs/ethylene glycol–water nanofluid for application in heating and cooling systems. *Appl Therm Eng* 105:716–723
30. Chen W-C, Cheng W-T (2016) Numerical simulation on forced convective heat transfer of titanium dioxide/water nanofluid in the cooling stage of blast furnace. *Int Commun Heat Mass Transfer* 71:208–215
31. Ali HM, Ali H, Liaquat H, Maqsood HTB, Nadir MA (2015) Experimental investigation of convective heat transfer augmentation for car radiator using ZnO–water nanofluids. *Energy* 84:317–324
32. Hassani S, Taylor RA, Mekhilef S (2016) A cascade nanofluid-based PV/T system with optimized optical and thermal properties. *Energy* 112:963–975
33. Sardarabadi M, Passandideh-Fard M, Heris SZ (2014) Experimental investigation of the effects of silica/water nanofluid on PV/T (photovoltaic thermal units). *Energy* 66:264–272
34. Kazemi-Beydokhti A, Heris SZ (2012) Thermal optimization of combined heat and power (CHP) systems using nanofluids. *Energy* 44:241–247
35. Yang L, Du K (2017) A comprehensive review on heat transfer characteristics of TiO<sub>2</sub> nanofluids. *Int J Heat Mass Transfer* 108:11–31
36. Toghraie D, Chaharsoghi VA, Afrand M (2016) Measurement of thermal conductivity of ZnO–TiO<sub>2</sub>/EG hybrid nanofluid. *J Therm Anal Calorim* 125(1): 527–535
37. Afrand M (2017) Experimental study on thermal conductivity of ethylene glycol containing hybrid nano-additives and development of a new correlation. *Appl Therm Eng* 110:1111–1119
38. Kim H, Kim J, Cho H (2017) Experimental study on performance improvement of U-tube solar collector depending on nanoparticle size and concentration of Al<sub>2</sub>O<sub>3</sub> nanofluid. *Energy* 118:1304–1312
39. Yang L, Chen X, Xu M, Du K (2016) Roles of surfactants and particle shape in the enhanced thermal conductivity of TiO<sub>2</sub> nanofluids. *AIP Adv* 6(9):095104
40. Dehkordi RA, Esfe MH, Afrand M (2017) Effects of functionalized single walled carbon nanotubes on thermal performance of antifreeze: an experimental study on thermal conductivity. *Appl Therm Eng* 120:358–366
41. Cabaleiro D, Nimo J, Pastoriza-Gallego MJ, Piñeiro MM, Legido JL, Lugo L (2015) Thermal conductivity of dry anatase and rutile nano-powders and ethylene and propylene glycol-based TiO<sub>2</sub> nanofluids. *J Chem Thermodyn* 83:67–76
42. Xie H, Wang J, Xi T, Liu Y, Ai F (2002) Dependence of the thermal conductivity of nanoparticle-fluid mixture on the base fluid. *J Mater Sci Lett* 21:1469–1471
43. Solangi KH, Kazi SN, Luhur MR, Badarudin A, Amiri A, Sadri R, Teng KH (2015) A comprehensive review of thermo-physical properties and convective heat transfer to nanofluids. *Energy* 89:1065–1086
44. Habibzadeh S, Kazemi-Beydokhti A, Khodadadi AA, Mortazavi Y, Omanovic S, Shariat-Niasar M (2010) Stability and thermal conductivity of nanofluids of tin dioxide synthesized via microwave-induced combustion route. *Chem Eng J* 156:471–478
45. Nasiri A, Shariaty-Niasar M, Rashidi A, Amrollahi A, Khodafar R (2011) Effect of dispersion method on thermal conductivity and stability of nanofluid. *Exp Thermal Fluid Sci* 35:717–723
46. Hordy N, Rabilloud D, Meunier J-L, Coulombe S (2014) High temperature and long-term stability of carbon nanotube nanofluids for direct absorption solar thermal collectors. *Sol Energy* 105:82–90
47. Lee D, Kim J-W, Kim BG (2006) A new parameter to control heat transport in nanofluids: surface charge state of the particle in suspension. *J Phys Chem B* 110:4323–4328
48. Karthikeyan N, Philip J, Raj B (2008) Effect of clustering on the thermal conductivity of nanofluids. *Mater Chem Phys* 109:50–55
49. Yang L, Xu X (2017) A renovated Hamilton–Crosser model for the effective thermal conductivity of CNTs nanofluid. *Int Commun Heat Mass Transfer* 81: 42–50
50. Xiao B, Yang Y, Chen L (2013) Developing a novel form of thermal conductivity of nanofluids with Brownian motion effect by means of fractal geometry. *Powder Technol* 239:409–414
51. Cai J, Hu X, Xiao B, Zhou Y, Wei W (2017) Recent developments on fractal-based approach to nanofluids and nanoparticle aggregation. *Int J Heat Mass Transfer* 105:623–637.
52. Iacobazzi F, Milanese M, Colangelo G, Lomascolo M, de Risi A (2016) An explanation of the Al<sub>2</sub>O<sub>3</sub> nanofluid thermal conductivity based on the phonon theory of liquid. *Energy* 116:786–794
53. Masuda H, Ebata A, Teramae K (1993) Alteration of thermal conductivity and viscosity of liquid by dispersing ultra-fine particles. Dispersion of Al<sub>2</sub>O<sub>3</sub>, SiO<sub>2</sub> and TiO<sub>2</sub> ultra-fine particles. *Netsu Bussei* 7(4):227–233
54. Turgut A, Tavman I, Chirtoc M, Schuchmann H, Sauter C, Tavman S (2009) Thermal conductivity and viscosity measurements of water-based TiO<sub>2</sub> nanofluids. *Int J Thermophys* 30:1213–1226
55. Zhang X, Gu H, Fujii M (2006) Experimental study on the effective thermal conductivity and thermal diffusivity of nanofluids. *Int J Thermophys* 27: 569–580
56. Wang Z, Tang D, Liu S, Zheng X, Araki N (2007) Thermal-conductivity and thermal-diffusivity measurements of nanofluids by 3ω method and mechanism analysis of heat transport. *Int J Thermophys* 28:1255–1268
57. Pak BC, Cho YI (1998) Hydrodynamic and heat transfer study of dispersed fluids with submicron metallic oxide particles. *Experimental Heat Transfer an International Journal* 11:151–170
58. Yang L, Du K, Zhang X-S (2012) Influence factors on thermal conductivity of ammonia-water nanofluids. *J Cent South Univ* 19:1622–1628
59. Murshed S, Leong K, Yang C (2008) Investigations of thermal conductivity and viscosity of nanofluids. *Int J Therm Sci* 47:560–568
60. Yoo D-H, Hong K, Yang H-S (2007) Study of thermal conductivity of nanofluids for the application of heat transfer fluids. *Thermochim Acta* 455:66–69
61. Wen D, Ding Y (2006) Natural convective heat transfer of suspensions of titanium dioxide nanoparticles (nanofluids). *IEEE T Nanotechnol* 5:220–227
62. Murshed SMS, Leong KC, Yang C (2005) Enhanced thermal conductivity of TiO<sub>2</sub>-water based nanofluids. *Int J Therm Sci* 44:367–373

63. He Y, Jin Y, Chen H, Ding Y, Cang D, Lu H (2007) Heat transfer and flow behaviour of aqueous suspensions of TiO<sub>2</sub> nanoparticles (nanofluids) flowing upward through a vertical pipe. *Int J Heat Mass Transfer* 50:2272–81
64. Chen H, Witharana S, Jin Y, Kim C, Ding Y (2009) Predicting thermal conductivity of liquid suspensions of nanoparticles (nanofluids) based on rheology. *Particuology* 7:151–157
65. Saleh R, Putra N, Wibowo RE, Septiadi WN, Prakoso SP (2014) Titanium dioxide nanofluids for heat transfer applications. *Exp Thermal Fluid Sci* 52:19–29
66. Utomo AT, Poth H, Robbins PT, Pacek AW (2012) Experimental and theoretical studies of thermal conductivity, viscosity and heat transfer coefficient of titania and alumina nanofluids. *Int J Heat Mass Transf* 55:7772–7781
67. Wang J (2011) Investigation on thermal conductivity and AC impedance of graphite suspension: doctoral dissertation, Massachusetts Institute of Technology
68. Reddy MCS, Rao W (2013) Experimental studies on thermal conductivity of blends of ethylene glycol-water-based TiO<sub>2</sub> nanofluids. *Int Commun Heat Mass Transfer* 46:31–36
69. Duangthongsuk W, Wongwises S (2010) An experimental study on the heat transfer performance and pressure drop of TiO<sub>2</sub>-water nanofluids flowing under a turbulent flow regime. *Int J Heat Mass Transfer* 53:334–344
70. Sonawane SS, Khedkar RS, Wasewar KL (2015) Effect of sonication time on enhancement of effective thermal conductivity of nano TiO<sub>2</sub>-water, ethylene glycol, and paraffin oil nanofluids and models comparisons. *J Exp Nanosci* 10:310–322
71. Ismay MJ, Doroodchi E, Moghtaderi B (2013) Effects of colloidal properties on sensible heat transfer in water-based titania nanofluids. *Chem Eng Res Des* 91:426–436
72. Yang L, Xu X, Jiang W, Du K (2017) A new thermal conductivity model for nanorod-based nanofluids. *Appl Therm Eng* 114:287–299
73. Corcione M (2011) Empirical correlating equations for predicting the effective thermal conductivity and dynamic viscosity of nanofluids. *Energy Convers Manag* 52(1):789–793
74. Shukla KN, Koller TM, Rausch MH, Fröba AP (2016) Effective thermal conductivity of nanofluids—a new model taking into consideration Brownian motion. *Int J Heat Mass Transfer* 99:532–540
75. Yang L, Du K, Zhang X (2017) A theoretical investigation of thermal conductivity of nanofluids with particles in cylindrical shape by anisotropy analysis. *Powder Technol* 314:328–338
76. Okeke G, Witharana S, Antony SJ, Ding Y (2011) Computational analysis of factors influencing thermal conductivity of nanofluids. *J Nanopart Res* 13(12):6365–6375
77. Duangthongsuk W, Wongwises S (2009) Measurement of temperature-dependent thermal conductivity and viscosity of TiO<sub>2</sub>-water nanofluids. *Exp Thermal Fluid Sci* 33:706–714
78. Azmi WH, Sharma KV, Mamat R, Alias ABS, Misnon II (2012) Correlations for thermal conductivity and viscosity of water based nanofluids. *IOP Conf Ser Mater Sci Eng* 36:1–6.
79. Zerradi H, Ouaskit S, Dezairi A, Loulijat H, Mizani S (2014) New Nusselt number correlations to predict the thermal conductivity of nanofluids. *Adv Powder Technol* 25(3):1124–1131
80. Abdolbaqi MK, Sidik NAC, Aziz A, Mamat R, Azmi WH, Yazid MNAWM, Najafi G (2016) An experimental determination of thermal conductivity and viscosity of BioGlycol/water based TiO<sub>2</sub> nanofluids. *Int Commun Heat Mass Transfer* 77:22–32
81. Wei B, Zou C, Li X (2017) Experimental investigation on stability and thermal conductivity of diathermic oil based TiO<sub>2</sub> nanofluids. *Int J Heat Mass Transfer* 104:537–543
82. Pryazhnikov MI, Minakov AV, Rudyak VY, Guzei DV (2017) Thermal conductivity measurements of nanofluids. *Int J Heat Mass Transfer* 104:1275–1282
83. Khullar V, Tyagi H (2012) A study on environmental impact of nanofluid-based concentrating solar water heating system. *Int J Environ Stud* 69:220–232
84. Chaji H, Ajabshirchi Y, Esmaeilzadeh E, Heris SZ, Hedayatizadeh M, Kahani M (2013) Experimental study on thermal efficiency of flat plate solar collector using TiO<sub>2</sub>/water nanofluid. *Mod Appl Sci* 7:60
85. Said Z, Sabiha MA, Saidur R, Hepbasli A, Rahim NA, Mekhilef S (2015) Performance enhancement of a flat plate solar collector using titanium dioxide nanofluid and polyethylene glycol dispersant. *J Clean Prod* 92: 343–353
86. Alim M, Abdin Z, Saidur R, Hepbasli A, Khairul M, Rahim N (2013) Analyses of entropy generation and pressure drop for a conventional flat plate solar collector using different types of metal oxide nanofluids. *Energy Buildings* 66:289–296
87. Faizal M, Saidur R, Mekhilef S, Alim M (2013) Energy, economic and environmental analysis of metal oxides nanofluid for flat-plate solar collector. *Energy Convers Manag* 76:162–168
88. Said Z, Saidur R, Rahim N (2014) Optical properties of metal oxides based nanofluids. *Int Commun Heat Mass Transfer* 59:46–54
89. He Y, Wang S, Ma J, Tian F, Ren Y (2011) Experimental study on the light-heat conversion characteristics of nanofluids. *Nanosci Nano Lett* 3:494–496
90. Said Z, Sajid MH, Saidur R, Mahdiraji GA, Rahim NA (2015) Evaluating the optical properties of TiO<sub>2</sub> nanofluid for a direct absorption solar collector. *Numer Heat Transfer A-Appl* 67:1010–1027
91. Kim H, Ham J, Park C, Cho H (2016) Theoretical investigation of the efficiency of a U-tube solar collector using various nanofluids. *Energy* 94:497–507
92. Verma SK, Tiwari AK, Chauhan DS (2017) Experimental evaluation of flat plate solar collector using nanofluids. *Energy Convers Manag* 134:103–115
93. Mahian O, Kianifar A, Sahin AZ, Wongwises S (2014) Performance analysis of a minichannel-based solar collector using different nanofluids. *Energy Convers Manag* 88:129–138
94. Bobbo S, Fedele L, Fabrizio M, Barison S, Battiston S, Pagura C (2010) Influence of nanoparticles dispersion in POE oils on lubricity and R134a solubility. *Int J Refrig* 33:1180–1186
95. Bi S, Shi L (2007) Experimental investigation of a refrigerator with a nano-refrigerant. *J Tsinghua Univ* 47:1999–2002
96. Bi S-s, Shi L, Zhang L-l (2008) Application of nanoparticles in domestic refrigerators. *Appl Therm Eng* 28:1834–1843
97. Bi S, Guo K, Liu Z, Wu J (2011) Performance of a domestic refrigerator using TiO<sub>2</sub>-R600a nano-refrigerant as working fluid. *Energy Convers Manage* 52:733–737
98. Padmanabhan VM, Palanisamy S (2012) The use of TiO<sub>2</sub> nanoparticles to reduce refrigerator irreversibility. *Energy Convers Manage* 59:122–132
99. Trisaksri V, Wongwises S (2009) Nucleate pool boiling heat transfer of TiO<sub>2</sub>-R141b nanofluids. *Int J Heat Mass Transfer* 52:1582–1588
100. Sabareesh RK, Gobinath N, Sajith V, Das S, Sobhan C (2012) Application of TiO<sub>2</sub> nanoparticles as a lubricant-additive for vapor compression refrigeration systems—an experimental investigation. *Int J Refrig* 35:1989–1996
101. Mahbubul IM, Saidur R, Amalina MA (2014) Pressure drop characteristics of TiO<sub>2</sub>-R123 nanorefrigerant in a circular tube. *Eng e-Trans* 6:124–130
102. Li H, Yang W, Yu Z, Zhao L (2015) The performance of a heat pump using nanofluid (R22+ TiO<sub>2</sub>) as the working fluid—an experimental study. *Energy Procedia* 75:1838–1843
103. Javadi F, Saidur R (2013) Energetic, economic and environmental impacts of using nanorefrigerant in domestic refrigerators in Malaysia. *Energy Convers Manage* 73:335–339
104. Liu Y-D, Zhou Y-G, Tong M-W, Zhou X-S (2009) Experimental study of thermal conductivity and phase change performance of nanofluids PCMs. *Microfluid Nanofluid* 7:579–584
105. He Q, Wang S, Tong M, Liu Y (2012) Experimental study on thermophysical properties of nanofluids as phase-change material (PCM) in low temperature cool storage. *Energy Convers Manage* 64:199–205
106. Sharma RK, Ganesan P, Tyagi VV, Metselaar HSC, Sandaran SC (2016) Thermal properties and heat storage analysis of palmitic acid-TiO<sub>2</sub> composite as nano-enhanced organic phase change material (NEOPCM). *Appl Therm Eng* 99:1254–1262
107. Harikrishnan S, Magesh S, Kalaiselvam S (2013) Preparation and thermal energy storage behaviour of stearic acid-TiO<sub>2</sub> nanofluids as a phase change material for solar heating systems. *Thermochim Acta* 565:137–145
108. Harikrishnan S, Deenadhayalan M, Kalaiselvam S (2014) Experimental investigation of solidification and melting characteristics of composite PCMs for building heating application. *Energy Convers Manage* 86:864–872
109. Motahar S, Nikkam N, Alemrajabi AA, Khodabandeh R, Toprak MS, Muhammed M (2014) Experimental investigation on thermal and rheological properties of n-octadecane with dispersed TiO<sub>2</sub> nanoparticles. *Int Commun Heat Mass Transfer* 59:68–74
110. Motahar S, Alemrajabi AA, Khodabandeh R (2017) Experimental study on solidification process of a phase change material containing TiO<sub>2</sub> nanoparticles for thermal energy storage. *Energy Convers Manage* 138:162–170
111. Wang J, Xie H, Guo Z, Guan L, Li Y (2014) Improved thermal properties of paraffin wax by the addition of TiO<sub>2</sub> nanoparticles. *Appl Therm Eng* 73: 1541–1547
112. Humnic G, Humnic A (2013) Numerical study on heat transfer characteristics of thermosiphon heat pipes using nanofluids. *Energy Convers Manage* 76:393–399



113. Garoosi F, Hoseininejad F, Rashidi MM (2016) Numerical study of natural convection heat transfer in a heat exchanger filled with nanofluids. *Energy* 109:664–678
114. Zhou G, Zhou S, Zhao Z, Zhao Z (2013) Experimental study of the start-up process of gravity heat pipes filled with nanofluids. *J Jiangsu Univ Sci Technol* 27:376–380
115. Monirimanesh N, Nowee SM, Khayyami S, Abrishamchi I (2016) Performance enhancement of an experimental air conditioning system by using TiO<sub>2</sub>/methanol nanofluid in heat pipe heat exchangers. *Heat Mass Transfer* 52: 1025–1035
116. Li S, Ding Y, Du K, Zhang X (2013) Interface absorption characteristics of CO<sub>2</sub> in TiO<sub>2</sub>-MDEA-H<sub>2</sub>O nanofluids. *J Southeast Univ* 43:1264–1268
117. Yang L (2014) Preparation, physical properties and ammonia absorption characteristic of nanofluids (doctorate dissertations), School of Energy and Environment, Southeast University., pp 120–122, In Chinese
118. Wu YL (2013) Enhanced analysis and experimental study on ammonia-water fall-film absorption (master's dissertations), School of Energy and Environment, Southeast University., pp 30–39, In Chinese
119. Beiki H, Esfahany MN, Etesami N (2013) Turbulent mass transfer of Al<sub>2</sub>O<sub>3</sub> and TiO<sub>2</sub> electrolyte nanofluids in circular tube. *Microfluid Nanofluid* 15:501–508
120. Saidi M, Karimi G (2014) Free convection cooling in modified L-shape enclosures using copper–water nanofluid. *Energy* 70:251–271
121. Yogeswaran M, Kadrigama K, Rahman MM, Devarajan R (2015) Temperature analysis when using ethylene-glycol-based TiO<sub>2</sub> as a new coolant for milling. *Int J Automotive Mechanical Eng* 11:2272–2281
122. Muthusamy Y, Kadrigama K, Rahman MM, Ramasamy D, Sharma KV (2015) Wear analysis when machining AISI 304 with ethylene glycol/TiO<sub>2</sub> nanoparticle-based coolant. *Int J Adv Manuf Technol* 82:327–340
123. Yang L, Yang JW, Du K, Zhang Z B. A heat pipe filled with nanofluids with automatic dispersion function, Chinese invention patent, patent number: ZL201410487681.9
124. Sajadi AR, Kazemi MH (2011) Investigation of turbulent convective heat transfer and pressure drop of TiO<sub>2</sub>/water nanofluid in circular tube. *Int Commun Heat Mass Transfer* 38:1474–1478
125. Teng T-P, Hung Y-H, Jwo C-S, Chen C-C, Jeng L-Y (2011) Pressure drop of TiO<sub>2</sub> nanofluid in circular pipes. *Particuology* 9:486–491
126. Anand V (2015) Entropy generation analysis of laminar flow of a nanofluid in a circular tube immersed in an isothermal external fluid. *Energy* 93:154–164
127. Li J, Kleinstreuer C (2010) Entropy generation analysis for nanofluid flow in microchannels. *J Heat Transfer* 132:122401
128. Mahian O, Kianifar A, Kleinstreuer C, Moh'd AAN, Pop I, Sahin AZ, Wongwises S (2013) A review of entropy generation in nanofluid flow. *Int J Heat Mass Transfer* 65:514–532
129. Dalir N, Dehsara M, Nourazar SS (2015) Entropy analysis for magnetohydrodynamic flow and heat transfer of a Jeffrey nanofluid over a stretching sheet. *Energy* 79:351–362
130. Yang L, Xu J, Du K, Zhang X (2017) Recent developments on viscosity and thermal conductivity of nanofluids. *Powder Technol* 317:348–369

**Submit your manuscript to a SpringerOpen<sup>®</sup> journal and benefit from:**

- Convenient online submission
- Rigorous peer review
- Open access: articles freely available online
- High visibility within the field
- Retaining the copyright to your article

---

Submit your next manuscript at ► [springeropen.com](http://springeropen.com)

---