



Testing sterile neutrino mixing with present and future solar neutrino data

Kim Goldhagen^{1,a}, Michele Maltoni^{2,b}, Shayne E. Reichard^{1,c}, Thomas Schwetz^{1,d}

¹ Institut für Astroteilchenphysik, Karlsruher Institut für Technologie (KIT), Hermann-von-Helmholtz-Platz 1, 76344 Eggenstein-Leopoldshafen, Germany

² Instituto de Física Teórica UAM/CSIC, Universidad Autónoma de Madrid, Cantoblanco, Calle de Nicolás Cabrera 13-15, 28049 Madrid, Spain

Received: 6 October 2021 / Accepted: 25 January 2022 / Published online: 5 February 2022
© The Author(s) 2022

Abstract We investigate the sensitivity of solar neutrino data to mixing of sterile neutrinos with masses \gtrsim eV. For current data, we perform a Feldman–Cousins analysis to derive a robust limit on the sterile neutrino mixing. The solar neutrino limit excludes significant regions of the parameter space relevant to hints from reactor and radioactive gallium source experiments. We then study the sensitivity of upcoming solar neutrino data, most notably elastic neutrino–electron scattering in the DARWIN and DUNE experiments as well as coherent neutrino–nucleus scattering in DARWIN. These high precision measurements will increase the sensitivity to sterile neutrino mixing by about a factor of 4.5 compared to present limits. As a by-product, we introduce a simplified solar neutrino analysis using only four data points: the low- and high-energy ν_e survival and transition probabilities. We show that this simplified analysis is in excellent agreement with a full solar neutrino analysis; it is very easy to handle numerically and can be applied to any new physics model in which the energy dependence of the ν_e transition probabilities is not significantly modified.

Contents

1 Introduction	1
2 Simplified solar neutrino analysis	2
2.1 Probabilities	2
2.2 Simplified χ^2 construction and comparison to full solar fit	3
3 Monte Carlo analysis of present data	5

4 Sensitivity of future solar neutrino data to sterile neutrino mixing	7
5 Summary and discussion	10
Appendix A: χ^2 construction for Monte Carlo simulation	12
Appendix B: Details on the XENONnT/DARWIN analysis	12
References	13

1 Introduction

Solar neutrinos have played a crucial role in the development of neutrino physics for many decades. In particular, they revealed the phenomenon of neutrino oscillations; see [1, 2] for reviews. In this work, we study some aspects of solar neutrinos in the context of sterile neutrinos. The hypothetical existence of light sterile neutrinos, with masses in the eV range, has been proposed in light of various experimental hints, which remain unexplained in terms of standard three-flavour oscillations; see e.g., [3, 4] for recent reviews.

The effect of light sterile neutrinos on solar neutrinos has been studied by a number of authors (see, e.g., [5–11] for an incomplete list). Solar neutrinos provide a bound on the mixing of the heavy neutrino with the electron flavour, $|U_{e4}|^2$, independent of the mass-squared difference Δm_{41}^2 , as long as it is much larger than the one relevant to solar neutrino physics: $\Delta m_{41}^2 \gg \Delta m_{21}^2 \approx 7 \times 10^{-5}$ eV². Such a bound is especially relevant given various hints from reactor experiments [12–15] and radioactive source measurements in gallium experiments [16, 17]. In particular, the claimed hint for sterile neutrino oscillations from the Neutrino-4 experiment [18] would require rather large values of $|U_{e4}|^2$, which are in tension with the solar neutrino constraint; also see [19–21] for comments on Neutrino-4.

In this paper, we present a simplified solar neutrino analysis in which we cast a full fit to solar neutrino data [22], consisting of 303 data points, into just four effective data points

^a e-mail: kim.goldhagen@gmx.de

^b e-mail: michele.maltoni@csic.es (corresponding author)

^c e-mail: shayne.reichard@kit.edu

^d e-mail: schwetz@kit.edu

that correspond to low- and high-energy ν_e survival and transition probabilities. We extract the corresponding observed values and correlation matrix from the full fit, allowing for a very efficient way to implement the information from solar neutrinos. This method can be applied to any new physics scenario that does not significantly modify the energy dependence of the ν_e transition probabilities. While the main application we have in mind here is the analysis of sterile neutrino constraints, the method is more general and may be applied to a wider class of new physics searches with solar neutrinos.

Our effective analysis allows one to capture the information from solar neutrinos in an accurate way that is based on quantities with clear and simple physics interpretation (high- and low-energy transition probabilities). Moreover, our method allows for a very numerically efficient implementation. As a first application, we perform a frequentist statistical analysis based on Monte Carlo simulation of the relevant test statistic in the sterile neutrino context and employing the Feldman–Cousins method [23]. In this way, we can evaluate the robustness of sterile neutrino constraints with respect to statistical properties of the analysis and derive solid frequentist confidence regions for the mixing angle θ_{12} and upper limits on $\sin^2 \theta_{14} = |U_{e4}|^2$. While such analyses are typically computationally expensive, with the help of our implementation it can be performed within a few days on a single desktop computer.

As a second application of this method to treat solar neutrinos, we discuss how future solar neutrino observations will improve the sensitivity to sterile neutrino mixing. Current and future dark matter direct detection experiments [24–29] will offer highly precise measurements of solar neutrinos, either through Coherent Elastic Neutrino-Nucleus Scattering (CE ν NS) or through Elastic Neutrino-Electron Scattering (E ν ES); see for example [30–32]. We focus here on the DARWIN project [28] and study its sensitivity to sterile neutrino mixing. The high precision determination of the low-energy pp solar neutrino flux via E ν ES will provide especially valuable information in this respect. Furthermore, future neutrino detectors, such as DUNE [33] and HyperK [34] will offer very precise measurements of the high-energy ^8B solar neutrino flux via E ν ES. As an example, we use the results of the detailed analysis performed in [35] for the DUNE liquid argon detector. We show that the high-energy measurements from DUNE and the low-energy measurements from DARWIN offer relevant complementarity and that the combination significantly improves the sensitivity to sterile neutrino mixing by roughly a factor 4.5 compared to current bounds. Furthermore, we discuss the complementarity with the precision determination of θ_{12} at the JUNO reactor experiment [36].

The outline of the paper is as follows: In Sect. 2, we introduce our four-data-point fit to solar neutrino data and define the simplified χ^2 statistics. In Sect. 3, we present the results

of our Monte Carlo simulation to determine frequentist confidence regions and limits for sterile neutrino mixing; whereas, in Sect. 4, we discuss the sensitivity of future data. A summary and discussion follow in Sect. 5. In Appendix A, we give technical details on the χ^2 construction for the Monte Carlo simulation, and in Appendix B we provide details of our analysis of the pp flux determination in xenon dark matter experiments.

2 Simplified solar neutrino analysis

2.1 Probabilities

We start by discussing the approximations adopted in the following to describe the relevant transition probabilities for solar neutrinos. The basic assumption is that neutrino evolution in the Sun is adiabatic and interference terms average out on the way from the Sun to the Earth, such that mass states arrive as an incoherent sum. This means the oscillation probabilities may be represented as:

$$P_{e\alpha} = \sum_{k=1}^4 |U_{ek}^m|^2 |U_{\alpha k}|^2, \quad (2.1)$$

where U_{ek}^m is the effective mixing matrix element in matter at the production point inside the Sun, and we neglect the effects of Earth matter. We will consider four data points for our fit corresponding to the four oscillation probabilities:

$$r = (P_{ee}^{LE}, P_{ee}^{HE}, P_{ex}^{LE}, P_{ex}^{HE}). \quad (2.2)$$

Here, P_{ee} is the electron neutrino survival probability and $P_{ex} = P_{e\mu} + P_{e\tau}$ is the transition probability of electron neutrinos to the other active neutrino flavours. The indices LE and HE refer to low energy and high energy, where “low” and “high” mean below and above the MSW resonance [37,38]. Using (2.1), we find

$$P_{ee} = \sum_{k=1}^4 |U_{ek}^m|^2 |U_{ek}|^2, \quad (2.3)$$

$$P_{ex} = \sum_{k=1}^4 |U_{ek}^m|^2 \sum_{\alpha=\mu,\tau} |U_{\alpha k}|^2 = 1 - P_{ee} - \sum_{k=1}^4 |U_{ek}^m|^2 |U_{sk}|^2. \quad (2.4)$$

We parameterize the mixing matrix in terms of angles as in [10,39]:

$$U = V_{34} V_{24} V_{14} V_{23} V_{13} V_{12}, \quad (2.5)$$

where V_{ij} is a rotation in the ij plane with an angle θ_{ij} , which in general can also contain a complex phase (see appendix A of [10] for a discussion).

We now adopt the following approximations and assumptions: Due to NC matter effects as well as the NC measurement, solar neutrino data are in principle sensitive to θ_{34} , θ_{24} , θ_{23} [8, 10], and generally complex phases may lead to physical effects in solar neutrinos [10, 11]. However, fig. 6 of [39] shows the sensitivity of various datasets to the parameters $|U_{\mu 4}| = c_{14}s_{24}$ and $|U_{\tau 4}| = c_{14}c_{24}s_{34}$, with $s_{ij} \equiv \sin \theta_{ij}$ and $c_{ij} \equiv \cos \theta_{ij}$. From that plot, we can see that bounds from ν_{μ} disappearance, atmospheric and long-baseline NC measurements are 1 to 2 orders of magnitude stronger than from solar data. Therefore, we conclude that once those bounds are taken into account, solar data is essentially independent of those parameters, and it should be a very good approximation to set them to zero. Therefore, we will set $\theta_{34} = \theta_{24} = 0$ in our analysis. In this limit, we have for the relevant matrix elements:

$$U = \begin{pmatrix} c_{12}c_{13}c_{14} & -s_{12}c_{13}c_{14} & -s_{13}c_{14} & -s_{14} \\ \cdot & \cdot & \cdot & 0 \\ \cdot & \cdot & \cdot & 0 \\ c_{12}c_{13}s_{14} & -s_{12}c_{13}s_{14} & -s_{13}s_{14} & c_{14} \end{pmatrix}. \tag{2.6}$$

Next, we consider matter effects in the Sun. We first take into account that $|\Delta m_{31}^2|, \Delta m_{41}^2 \gg E_{\nu}V$ for relevant neutrino energies and matter potentials in the Sun, such that $|U_{ek}^m|^2 = |U_{ek}|^2$ for $k = 3, 4$. This means that θ_{13} and θ_{14} are not unchanged by the matter effects. Second, we use the fact that for the energies relevant to the data points in our aforementioned analysis, we are either in the fully matter-dominated regime (“high energy”) or in the vacuum-dominated regime (“low energy”). Therefore, we set

$$\theta_{12}^m = \theta_{12} \text{ (low energy)}, \quad s_{12}^m = 1 \text{ (high energy)}. \tag{2.7}$$

We see that in our approximation the probabilities given in Eqs. (2.3) and (2.4) depend only on the three angles $\theta_{12}, \theta_{13}, \theta_{14}$ and are independent of complex phases. In [10], it has been shown, that the determination of θ_{13} is basically unaffected by the presence of a sterile neutrino. Therefore, we can use the constraint obtained from the 3-flavour fit. We have checked that varying θ_{13} within the uncertainty from present data has a negligible impact on our results. Therefore, we fix s_{13}^2 to the 3-neutrino best fit point $s_{13}^2 = 0.0223$, and we are left with the two parameters s_{12}^2 and s_{14}^2 .

2.2 Simplified χ^2 construction and comparison to full solar fit

The solar neutrino analysis used here is based on [22] and makes use of 303 data points in total. In particular, the data are: Chlorine total rate [40] (1 data point), Gallex and GNO total rates [41] (2 data points), SAGE total rate [42] (1 data point), SK1 full energy and zenith spectrum [43] (44 data

points), SK2 full energy and day/night spectrum [44] (33 data points), SK3 full energy and day/night spectrum [45] (42 data points), SK4 2970-day day-night asymmetry [46] and energy spectrum [46] (24 data points), SNO combined analysis [47] (7 data points), Borexino Phase-I 741-day low-energy data [48] (33 data points), Borexino Phase-I 246-day high-energy data [49] (6 data points), Borexino Phase-II 408-day low-energy data [50] (42 data points). The full solar neutrino χ^2 includes various experimental and theoretical systematic uncertainties, encoded in 63 pull parameters, as well as the Standard Solar Model flux uncertainties [51].

In order to extract the information on the four observables from Eq. (2.2), we introduce an effective parameterization of the oscillation probabilities. We consider the exact oscillation probability at a reference point $P_{\text{ref}}(E)$. As a reference point, we choose the current 3-flavour best fit point from the global analysis [22], which also determines the mass-squared difference Δm_{21}^2 . The probability can refer either to the ee or ex channel; we leave this point implicit to keep the notation simple. The two reference probabilities are shown in the top-middle panel in Fig. 1. The low- and high-energy limits of that probability are denoted by P_{ref}^{LE} and P_{ref}^{HE} , respectively:

$$\begin{aligned} P_{\text{ref}}^{LE} &= P_{\text{ref}}(E/E_{\text{res}} \rightarrow 0) \\ P_{\text{ref}}^{HE} &= P_{\text{ref}}(E/E_{\text{res}} \rightarrow \infty), \end{aligned} \tag{2.8}$$

where $E_{\text{res}} \approx 2 \text{ MeV}$ denotes the resonance energy. We then parameterize the shape of the probability by introducing the two parameters P^{LE} and P^{HE} in the following way:

$$\begin{aligned} P(E) &= \left[P_{\text{ref}}(E) - \frac{P_{\text{ref}}^{LE} + P_{\text{ref}}^{HE}}{2} \right] \\ &\times \frac{P^{LE} - P^{HE}}{P_{\text{ref}}^{LE} - P_{\text{ref}}^{HE}} + \frac{P^{LE} + P^{HE}}{2}. \end{aligned} \tag{2.9}$$

This is simply a linear interpolation between the low and high energy values set by P^{LE} and P^{HE} , while maintaining the *shape* in between the extreme values of the reference model $P_{\text{ref}}(E)$. In Fig. 1 we compare the parameterization from Eq. (2.9) with the shape obtained by numerical calculations of the probabilities without simplifying assumptions (dashed versus solid curves). We find good agreement within the relevant parameter range. We can now use this parameterization in the full solar neutrino analysis considering the four probabilities $P_{ee}^{LE}, P_{ee}^{HE}, P_{ex}^{LE}, P_{ex}^{HE}$ as fit parameters. For this purpose all relevant probabilities (e.g., for each solar neutrino flux, for day and night times, different detector locations) are parametrized as in Eq. (2.9). The results of this fit in terms of best fit values, standard deviations and correlation matrix are provided in Table 1 and shown for illustration also as data points with error bars in Fig. 1. The covariance matrix is obtained by calculating numerically the mixed second derivatives of the χ^2 from the full fit at the χ^2 minimum.

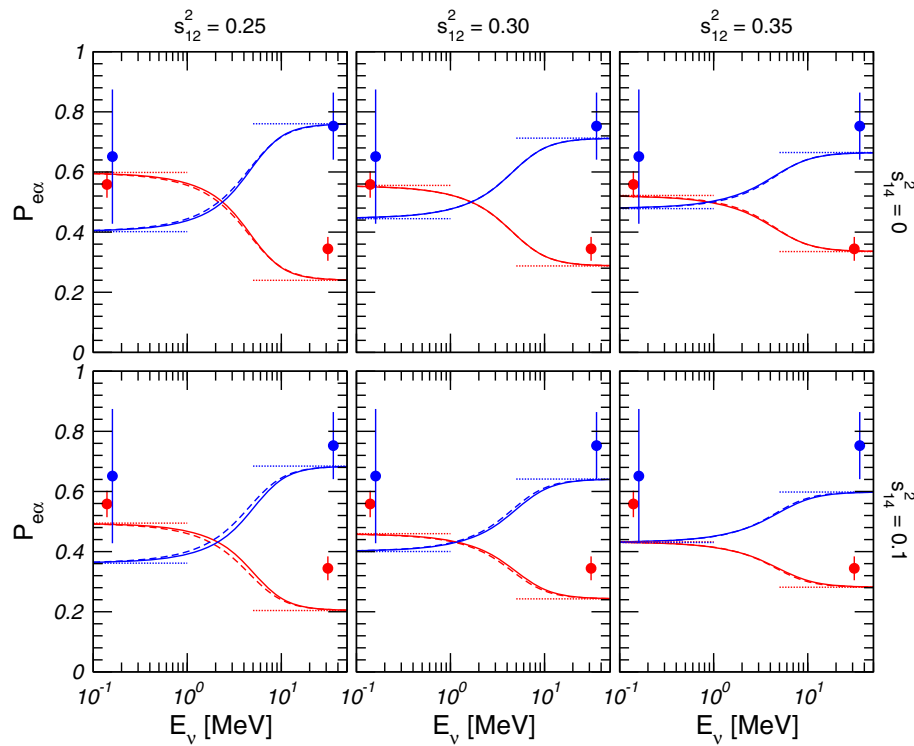


Fig. 1 Oscillation probabilities as a function of neutrino energy for different values of the mixing angles $s_{12}^2 = 0.25, 0.3, 0.35$ (columns) and $s_{14}^2 = 0, 0.1$ (top and bottom rows, respectively), with P_{ee} (P_{ex}) shown in red (blue). Solid curves correspond to the exact numerical probabilities, whereas dashed curves show our parameterization, Eq. (2.9). The middle panel in the top row corresponds to our reference point,

$P_{ref}(E)$, where solid and dashed curves are identical. Dotted horizontal lines indicate the asymptotic values P^{LE} and P^{HE} . The data points with error bars show the observed values for the four probabilities, Eq. (2.2) as reported in Table 1 for the GS98 solar model (same in all panels). For definiteness we assume the ^8B solar neutrino flux to average over the production region and we show day-time probabilities

Table 1 Best fit value for the observations O_r , their 1σ uncertainties σ_r , and correlation matrix ρ of the four observables. The upper (lower) part of the table corresponds to the GS98 (AGSS09) solar model [51]

	O_r	σ_r	Correlation matrix			
P_{ee}^{LE}	0.5585	0.0440	+1.000	+0.104	-0.635	+0.475
P_{ee}^{HE}	0.3444	0.0397	+0.104	+1.000	+0.296	+0.498
P_{ex}^{LE}	0.6512	0.2233	-0.635	+0.296	+1.000	-0.274
P_{ex}^{HE}	0.7526	0.1116	+0.475	+0.498	-0.274	+1.000
P_{ee}^{LE}	0.5760	0.0441	+1.000	+0.087	-0.636	+0.448
P_{ee}^{HE}	0.3852	0.0424	+0.087	+1.000	+0.297	+0.515
P_{ex}^{LE}	0.6873	0.2277	-0.636	+0.297	+1.000	-0.250
P_{ex}^{HE}	0.8409	0.1179	+0.448	+0.515	-0.250	+1.000

Qualitatively, the main contributions to our observables come from Gallium and Borexino for P_{ee}^{LE} , while other experiments contribute indirectly by constraining other solar neutrino flux contributions in Gallium experiments. The constraint on P_{ex}^{LE} from current data is very poor and emerges only from the elastic electron scattering in Borexino. The HE probabilities are constrained by SNO and SK. SNO NC data determines the total active neutrino flux, i.e., $P_{ee}^{HE} + P_{ex}^{HE}$,

while SNO CC data constrain P_{ee}^{HE} . Elastic electron scattering in SK is sensitive to a certain combination of P_{ee}^{HE} and P_{ex}^{HE} . Since the HE ^8B flux gives a sizeable contribution to the solar neutrino rate in Gallium experiments, a non-trivial correlation between HE and LE data points results.

Note that KamLAND reactor neutrino data [52] enter this analysis only indirectly through the determination of the value for Δm_{21}^2 used to calculate the reference probabili-

ties $P_{\text{ref}}(E)$. Otherwise, our results do not depend on KamLAND data. In particular, we do not use information from KamLAND for our sterile neutrino limits, which would be subject to reactor neutrino flux uncertainties.

In order to derive a limit on $s_{14}^2 = |U_{e4}|^2$, we now build a χ^2 function consisting of just four data points:

$$\chi^2(s_{12}^2, s_{14}^2) = \sum_{r,s} (O_r - P_r) V_{rs}^{-1} (O_s - P_s). \tag{2.10}$$

The indices r, s run over the four probabilities from Eq. (2.2), and $P_r(s_{12}^2, s_{14}^2)$ are the predicted values as discussed in the previous subsection. The ‘‘observed values’’ O_r are the output of the full solar neutrino analysis described above and are given in Table 1. The covariance matrix V in Eq. (2.10) is obtained in the following way. Let us define the relative covariance matrix for the observations as

$$S_{rs} = \rho_{rs} \frac{\sigma_r}{O_r} \frac{\sigma_s}{O_s} \tag{2.11}$$

(no sum over repeated indices), with ρ_{rs} and σ_r provided in Table 1. It turns out that a good approximation to the full solar neutrino fit is obtained by splitting the covariance matrix into an experimental and theoretical part as follows:

$$V_{rs} = S_{rs}[\alpha O_r O_s + (1 - \alpha) P_r P_s], \tag{2.12}$$

i.e., we assume that both the experimental and theoretical errors are proportional to S_{rs} and that they have a relative weight set by the parameter α . We find numerically that a value $\alpha \approx 0.35$ provides an excellent approximation. Let us note that Eq. (2.12) is purely a phenomenological ansatz in order to achieve a good match to the full numerical χ^2 as shown in Fig. 2.

In Fig. 2, we compare the impact of the parameterization from Eq. (2.9), see black-dashed versus grey. Here, in both cases, the full χ^2 statistical analysis from solar neutrino data is performed. The difference emerges only from the specific model adopted for the energy dependence of the oscillation probability. We see that the region is slightly shifted in $\sin^2 \theta_{12}$, whereas the approximation is excellent once we marginalize over $\sin^2 \theta_{12}$ and show the 1D $\Delta\chi^2$ curve in $\sin^2 \theta_{14}$. Finally, comparing the blue and black-dashed curves, we see that the 4-data point approach described above provides an excellent approximation to the full solar fit.

Our default SSM is the GS98 model. For comparison we show in the right panel of Fig. 2 also the 1D profile for the AGSS09 SSM. We find a slightly stronger constraint in that case, mostly due to the different predictions for the ^8B flux.

Since our effective parameterization of $P(E)$ maintains the *shape* of the standard three-flavour probability to interpolate between the low- and high-energy regimes, our fit does not apply to new physics models that introduce a strong spectral distortion of the oscillation probability in the resonance

region, such as non-standard neutrino interactions or sterile neutrinos with mass-squared differences comparable to Δm_{21}^2 (see [1] for a discussion). However, as long as the new physics scenario does not modify the energy dependence in the MSW resonance region and can be encoded in the limiting HE and LE probabilities, our analysis can be used as an effective way to take into account solar neutrino data. Apart from sterile neutrinos, another new-physics example to which our parameterization applies is generic non-unitarity in neutrino mixing, see e.g., [53] for a recent analysis including also solar neutrinos.

3 Monte Carlo analysis of present data

As a first application of the simplified solar neutrino analysis, we present a Monte Carlo simulation to determine the distribution of the $\Delta\chi^2$ test statistic used to construct confidence regions. The simplified analysis offers a very efficient calculation¹ of the $\Delta\chi^2$, which opens the possibility to perform a 2-dimensional Feldman–Cousins analysis of solar neutrino data within a few days on a single desktop computer.

First, we construct 2-dimensional confidence regions in the plane of s_{12}^2 and s_{14}^2 . We consider the test statistic

$$\Delta\chi^2(s_{12}^2, s_{14}^2) = \chi^2(s_{12}^2, s_{14}^2) - \chi_{\text{min}}^2, \tag{3.1}$$

where χ_{min}^2 is the minimum with respect to both parameters. We consider a 2-dimensional grid in s_{12}^2 and s_{14}^2 and at each grid point we generate 2.5×10^4 artificial Monte Carlo data sets O_r^{MC} for our four data points by assuming a multi-variate Gaussian distribution with mean $P_r(s_{12}^2, s_{14}^2)$ and covariance matrix $V_{rs} = S_{rs} P_r P_s$ and calculate $\Delta\chi^2$ with Eqs. (2.10) and (2.12) by replacing the true data with the generated pseudo-data: $O_r \rightarrow O_r^{\text{MC}}$. In this way, we obtain the distribution of $\Delta\chi_{\text{MC}}^2$ as a function of the true parameter values (s_{12}^2, s_{14}^2) . Then we can compare the $\Delta\chi^2$ value at each point for the actually observed data with the numerical distribution: the point (s_{12}^2, s_{14}^2) is included in the $(1 - \beta)$ CL interval if $\Delta\chi_{\text{observed}}^2$ is smaller than a fraction β of the $\Delta\chi_{\text{MC}}^2$ values at that parameter point.

The results of this analysis are shown in Fig. 3. We observe good agreement between the Monte Carlo results and the $\Delta\chi^2$ contours based on Wilks’ theorem, for 68% and 90% CL, while some deviations become relevant at 99% CL where the Monte Carlo regions are somewhat less constraining than the ones based on Wilks’ theorem. This suggests that the tails of the distribution are somewhat larger than expected from the χ^2 distribution.

Next, we want to consider 1-dimensional confidence intervals for a single parameter, irrespective of the other one. This

¹ See also Appendix A for comments on further computational speed up.

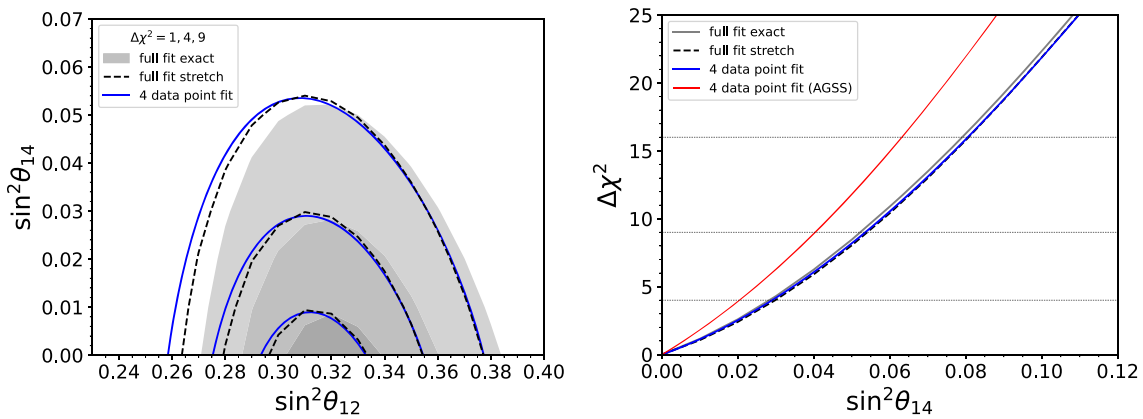


Fig. 2 Results for the GS98 solar models. We compare the exact solar neutrino fit (grey), the full solar fit but using the “stretch” parameterization for the probabilities from Eq. (2.9) (black-dash), and our 4-data

point approximation (blue). In the right panel we show in red the 4-data point fit for the AGSS09 solar model

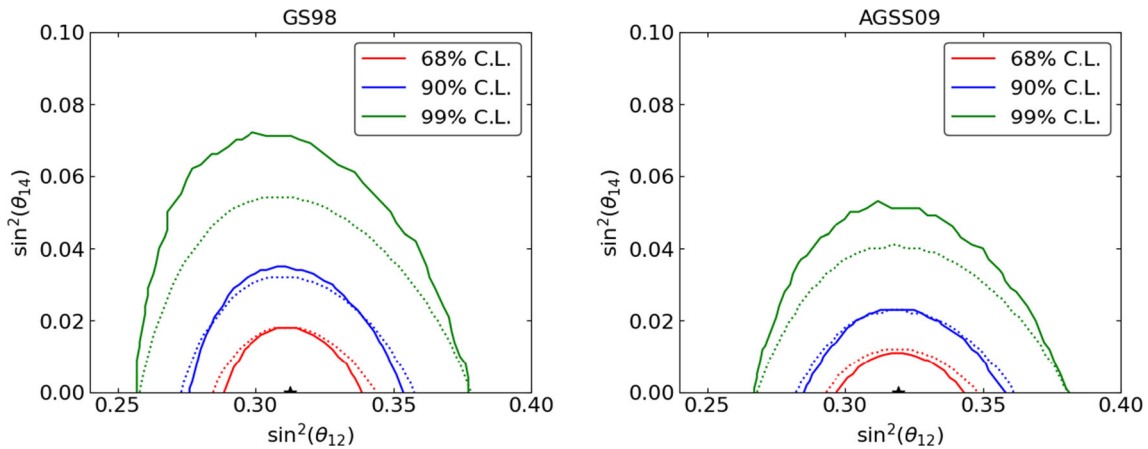


Fig. 3 Monte Carlo confidence regions at 68%, 90%, and 99% CL (solid) compared to $\Delta\chi^2$ contours based on Wilks’ theorem using the χ^2 distribution with 2 dof (dotted). The left (right) panel is for the GS98 (AGSS09) solar model

is a conceptually non-trivial problem because the distribution of the test statistic will in general depend on the unknown true value of the parameter over which to marginalized. For example, to derive confidence intervals for s_{12}^2 , we consider the test statistic

$$\Delta\chi^2(s_{12}^2) = \min_{s_{14}^2} \chi^2(s_{12}^2, s_{14}^2) - \chi_{\min}^2. \tag{3.2}$$

The distribution of this quantity generally depends on the true value of s_{14}^2 . Similarly, to derive confidence intervals for s_{14}^2 we consider the test statistic

$$\Delta\chi^2(s_{14}^2) = \min_{s_{12}^2} \chi^2(s_{12}^2, s_{14}^2) - \chi_{\min}^2, \tag{3.3}$$

whose distribution depends in general on the true value of s_{12}^2 . In Fig. 4, we show the critical values for these test statistics as a function of the assumed true values by choosing the best fit point of the marginalized parameter as true value. By comparing the $\Delta\chi^2$ of the actually observed data with these

critical values, confidence intervals can be constructed under the assumption of that particular true value of the marginalized parameter. The corresponding upper limits on s_{14} are summarized in Table 2. The decrease of the critical values for $s_{14}^2 \rightarrow 0$ can be attributed to the presence of the physical boundary $s_{14}^2 \geq 0$, which leads to a decrease of the effective number of degrees of freedom.² The impact of the physical boundary is even enhanced due to the fact that the fit actually pushes towards a best fit point out-side the physical boundary (especially for the AGSS09 model), c.f., Fig. 3. Note that the distribution of the test statistics, and therefore the critical values, are independent of the assumed solar model within our numerical accuracy. However, the resulting limits are notably stronger for the AGSS09 solar model.

A similar construction to that in Fig. 4 is carried out as a function of the assumed true value of the marginalized

² See [54] for a discussion of this effect.

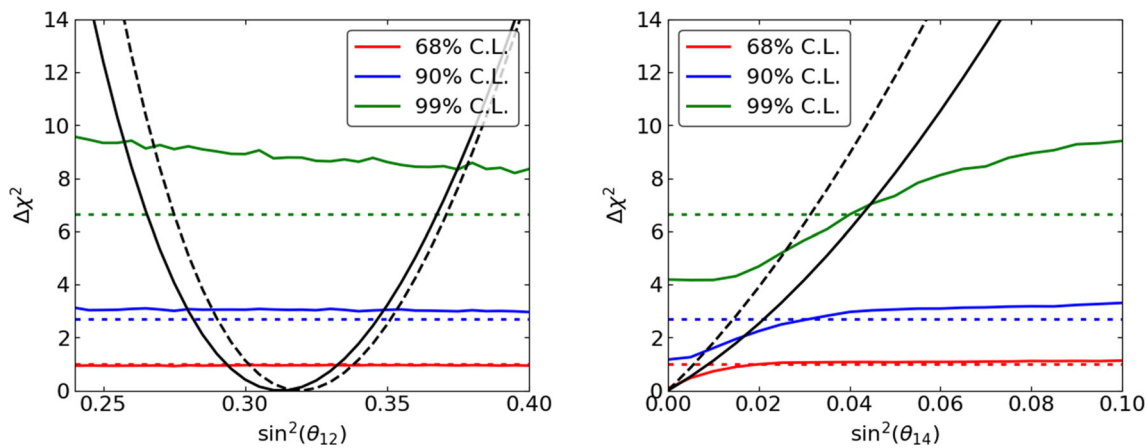


Fig. 4 Critical values of the test statistics Eqs. (3.2) and (3.3) for 68%, 90%, and 99% CL (solid), assuming true values of $s_{14}^2 = 0$ and $s_{12}^2 = 0.313$, respectively. Dotted lines indicate the corresponding critical

values of a χ^2 distribution with 1 dof. The solid (dashed) black curves correspond to $\Delta\chi^2$ of the observed data for the GS98 (AGSS09) solar model

Table 2 Upper limits on $\sin^2 \theta_{14}$ at 90% and 99% CL from current solar neutrino data for the GS98 and AGSS09 solar models obtained with the MC simulation assuming a true value of $\sin^2 \theta_{12} = 0.313$ (GS98) and 0.319 (AGSS09). The numbers in brackets would be the corresponding limits assuming a χ^2 -distribution with 1 dof for the test statistic

Solar model	90% CL	99% CL
GS98	0.0168 [0.0212]	0.0446 [0.0428]
AGSS09	0.0083 [0.0145]	0.0259 [0.0314]

parameter. Then, we obtain confidence intervals for s_{12}^2 as a function of the true value of s_{14}^2 , or upper limits on s_{14}^2 as a function of the true value of s_{12} , as shown in Fig. 5. We observe that the confidence intervals for s_{12}^2 are basically independent of the true value of s_{14}^2 and are very close to the ones based on Wilks’ theorem. Also the limits on s_{14}^2 are largely independent of the assumed true value for s_{12}^2 . In this case, however, some deviations from limits based on Wilks theorem are visible, see also Table 2. The presence of the physical boundary, in particular, leads to somewhat stronger limits at low confidence level.

4 Sensitivity of future solar neutrino data to sterile neutrino mixing

As another application, we use the simplified analysis described in Sect. 2 to combine present solar data with possible future solar neutrino measurements and study their sensitivity to sterile neutrino mixing. The effective four-data point fit is easily extended to future experiments, as well. From the rich landscape of possible future solar neutrino measurements [32–34, 55, 56], we are going to consider the following exemplary data sets:

1. Elastic neutrino-electron scattering (EνES) of low-energy solar neutrinos in DARWIN and XENONnT.

As discussed in [32], solar neutrinos in DARWIN offer a rich physics program. In particular, EνES events induced by the low-energy pp solar neutrinos allow for a high precision determination of P_{ee}^{LE} and P_{ex}^{LE} . We simulate electronic recoil events in the DARWIN detector, including various background components. The expected uncertainties on P_{ee}^{LE} and P_{ex}^{LE} and their correlation coefficient are extracted from a spectral fit to the simulated data (see Appendix B for details). Table 3 lists the relative precision and correlation values of the pp flux components for selected exposures of the DARWIN detector. One of the dominant backgrounds for the pp flux measurement is the radioactive isotope ^{136}Xe (see Fig. 8 in Appendix B). Therefore, in Table 3, we show the results both for the natural abundance of ^{136}Xe as well as the assumed depletion by two orders of magnitude. We see from the table that subpercent (percent-level) precision may be reached for a measurement of P_{ee} (P_{ex}) in DARWIN. We do, however, note the strong correlation between P_{ee}^{LE} and P_{ex}^{LE} , which is essentially independent of the exposure.

Indeed, we expect that pp solar neutrino observations via EνES will soon become possible in the current generation of xenon dark matter experiments, XENONnT [24] and LZ [26]. In Table 4, we show the pp flux sensitivity for selected exposures in XENONnT. The fiducial volume in XENONnT is smaller than that in DARWIN and, consequently, the materials background is higher, making the extraction of the pp flux somewhat more difficult. In our XENONnT analysis, we assume the materials background presented in [57], which modeled a cryostat made of stainless steel rather than the titanium cryostat assumed for DARWIN.

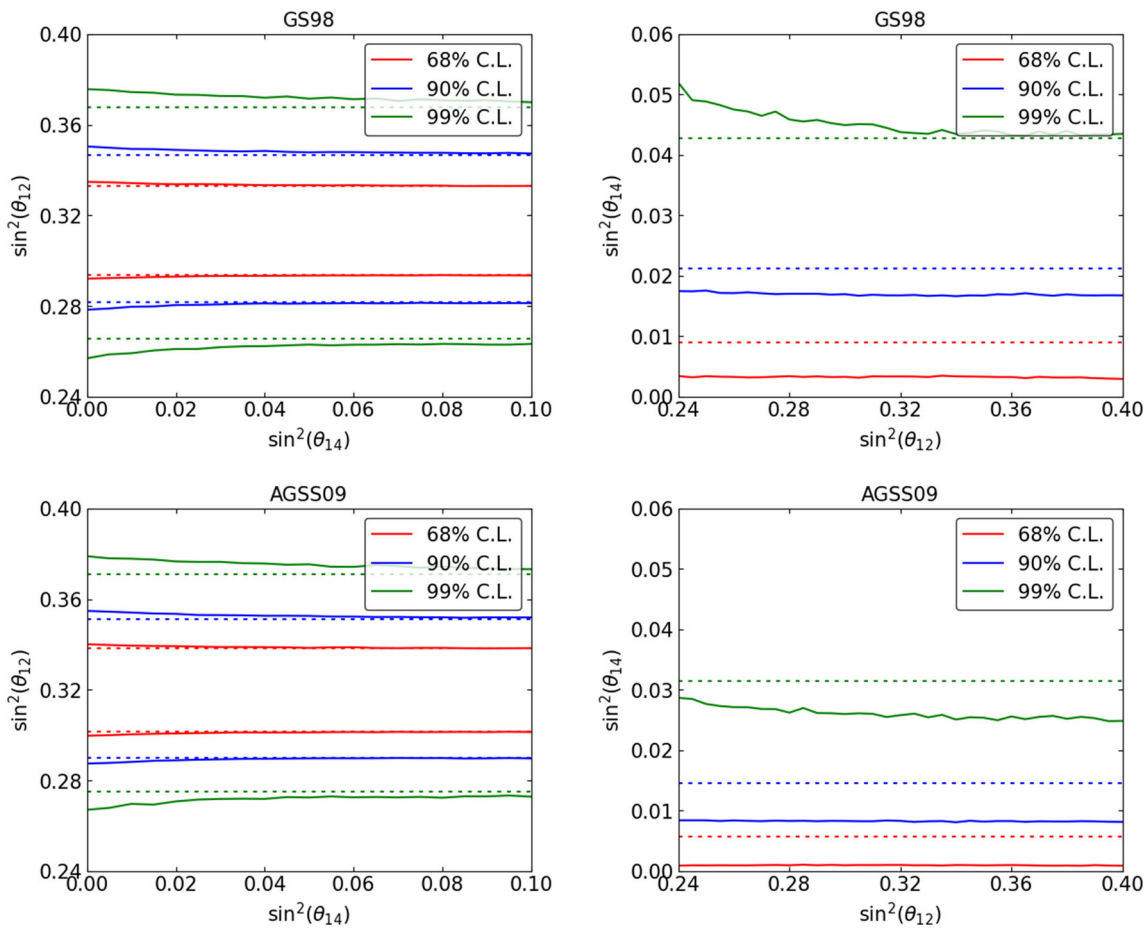


Fig. 5 Confidence interval at 68%, 90%, and 99% CL for s_{12}^2 (left) and s_{14}^2 (right) as a function of the assumed true value of the other parameter, respectively. Dotted lines indicate the corresponding interval

assuming a χ^2 distribution with 1 dof for the corresponding test statistic. The GS98 (AGSS09) solar model is adopted for the upper (lower) panels

Table 3 The relative uncertainties and variances of the ν_e and ν_x ($x = \mu, \tau$) contributions to a pp flux measurement in DARWIN and their correlation coefficient. Values are provided for five selected expo-

sure and two target compositions: natural ^{136}Xe abundance and depletion by two orders of magnitude. The fiducial mass of DARWIN is assumed to be around 30 t

Exposure [ty]	$\sigma_{pp,e}$ [%]	$\sigma_{pp,x}$ [%]	ρ_{ex}	$\sigma_{pp,e}^2$	$\sigma_{pp,x}^2$
Natural					
1	12.9	–	–	1.67×10^{-2}	–
30	1.1	5.3	0.979	1.14×10^{-4}	2.84×10^{-3}
100	0.6	2.8	0.980	3.28×10^{-5}	8.11×10^{-4}
300	0.3	1.6	0.980	1.09×10^{-5}	2.71×10^{-4}
1000	0.2	0.9	0.980	3.23×10^{-6}	8.03×10^{-5}
Depleted					
1	6.4	25.0	0.986	4.07×10^{-3}	6.27×10^{-2}
30	0.6	3.0	0.986	4.02×10^{-5}	8.75×10^{-4}
100	0.4	1.6	0.986	1.23×10^{-5}	2.67×10^{-4}
300	0.2	0.9	0.986	3.96×10^{-6}	8.60×10^{-5}
1000	0.1	0.5	0.986	1.22×10^{-6}	2.65×10^{-5}

Table 4 The relative uncertainties and variances of the flavor contributions to a pp flux measurement in XENONnT are given with their corresponding correlation coefficient for three selected exposures. The fiducial mass of XENONnT is assumed to be around 4 t

Exposure (ty)	$\sigma_{pp,e}$ (%)	$\sigma_{pp,x}$ (%)	ρ_{ex}	$\sigma_{pp,e}^2$	$\sigma_{pp,x}^2$
1	15.2	–	–	2.32×10^{-2}	–
5	3.8	17.2	0.977	1.45×10^{-3}	2.95×10^{-2}
20	1.6	7.7	0.978	2.48×10^{-4}	6.00×10^{-3}

- Coherent neutrino-nucleus scattering (CE ν NS) of high-energy solar neutrinos in DARWIN:** DARWIN will also be able to observe CE ν NS of ^8B solar neutrinos, i.e., NC interactions, see [58] for a recent XENON analysis. This corresponds to a determination of $P_{ee}^{HE} + P_{ex}^{HE}$. We assume that this combination can be measured with a relative precision of 1%, following the work of [59].
- Elastic neutrino-electron scattering of high-energy solar neutrinos in DUNE:** As detailed in [35], DUNE will be able to observe CC and elastic electron scattering of ^8B solar neutrinos. From Fig. 3 of [35], we read off relative uncertainties of 0.4% for P_{ee}^{HE} and 3.5% for P_{ex}^{HE} . We assume they are uncorrelated.
- Determination of $\sin^2 \theta_{12}$ by JUNO reactor neutrinos:** We also consider the very accurate determination of $\sin^2 \theta_{12}$ by the JUNO reactor experiment.³ Note that JUNO will have no sensitivity to $\sin^2 \theta_{14}$ for $\Delta m_{41}^2 \gtrsim 0.1 \text{ eV}^2$ and therefore offers an independent determination of θ_{12} . We are using the estimate of [55], Tab. 3-2, as the relative precision of 0.67% (1σ) on $\sin^2 \theta_{12}$.

The future solar neutrino measurements are combined with current data by adding the future “measurements” as additional data points to the χ^2 from present data, Eq. (2.10). The 4×4 correlation matrix from present data is extended correspondingly. In addition to the experimental errors quoted previously, we introduce fully correlated uncertainties of 0.6% on the pp flux for the two LE data points and 12% on the ^8B flux for the HE data points [51]. They are also correlated with present solar data.⁴ The JUNO measurement is added as a prior on $\sin^2 \theta_{12}$ without any further correlations. For the sensitivity estimate presented below we will continue to work under the assumption $\theta_{24} = \theta_{34} = 0$. Note that our treatment of future data does not make use of the

³ JUNO will also be sensitive to solar neutrinos, see [55]. For instance, the ^8B flux can be determined due to EvES, similar as in DUNE or HyperK. Here we use only the reactor information from JUNO.

⁴ In order to correlate future data with current data one has to make sure that the resulting correlation matrix still leads to a valid covariance matrix with only positive eigenvalues. Note that the final fit is strongly dominated by future data; therefore, the precise way of how the correlation between present and future data is done has very little impact on the results.

parameterization Eq. (2.9); in each case outlined above the corresponding probabilities are determined independently.

The results are shown in Fig. 6 for various combinations of the aforementioned data sets. In all four panels, the grey region corresponds to current data, and the red region is the combination of current data with low-energy EvES data from DARWIN. We consider natural abundance of the ^{136}Xe isotope with a 100 ty exposure, corresponding to approximately 3 years of DARWIN data. Then, different combinations of DUNE, DARWIN high-energy CE ν NS and JUNO are added.

While EvES data from DARWIN will make significant improvements over current data, a strong correlation between s_{14}^2 and s_{12}^2 limits the sensitivity. The correlation can be broken by complementary data, such as the high-precision determination of s_{12}^2 with JUNO (upper left panel of Fig. 6). The combination of DARWIN EvES pp flux + DUNE ^8B (upper right) or DARWIN EvES pp + CE ν NS ^8B (lower left) provide only modest improvements. However, the combination of all three solar observations shown in the lower right panel provide excellent sensitivity, comparable to the combination with JUNO. This is a consequence of the complementarity of the DUNE and DARWIN observations of the ^8B flux, each providing strong sensitivity to a different combination of P_{ee}^{HE} and P_{ex}^{HE} .

Figure 7 shows the 2σ sensitivity to $\sin^2 \theta_{14}$ as a function of the XENONnT and DARWIN exposures for elastic neutrino-electron scattering (solid curves). The limit is obtained by searching for $\Delta\chi^2(\sin^2 \theta_{14}) = 4$ and minimizing with respect to $\sin^2 \theta_{12}$. We observe that the somewhat higher background level in XENONnT leads only to a marginally worse sensitivity compared to DARWIN (natural ^{136}Xe) at the same exposure, but the latter benefits of course from the larger attainable exposures. For the dashed curves, we assume additionally that $\sin^2 \theta_{12}$ is determined with a precision of 0.67% (1σ) by JUNO. In this case, the ultimate sensitivity of $\sin^2 \theta_{14} \gtrsim 6.5 \times 10^{-3}$ is already achieved around 20 ty and is limited by the SSM pp flux uncertainty. We see furthermore that in this case DARWIN will not be able to improve significantly beyond the sensitivity obtained after 5 years of XENONnT data.

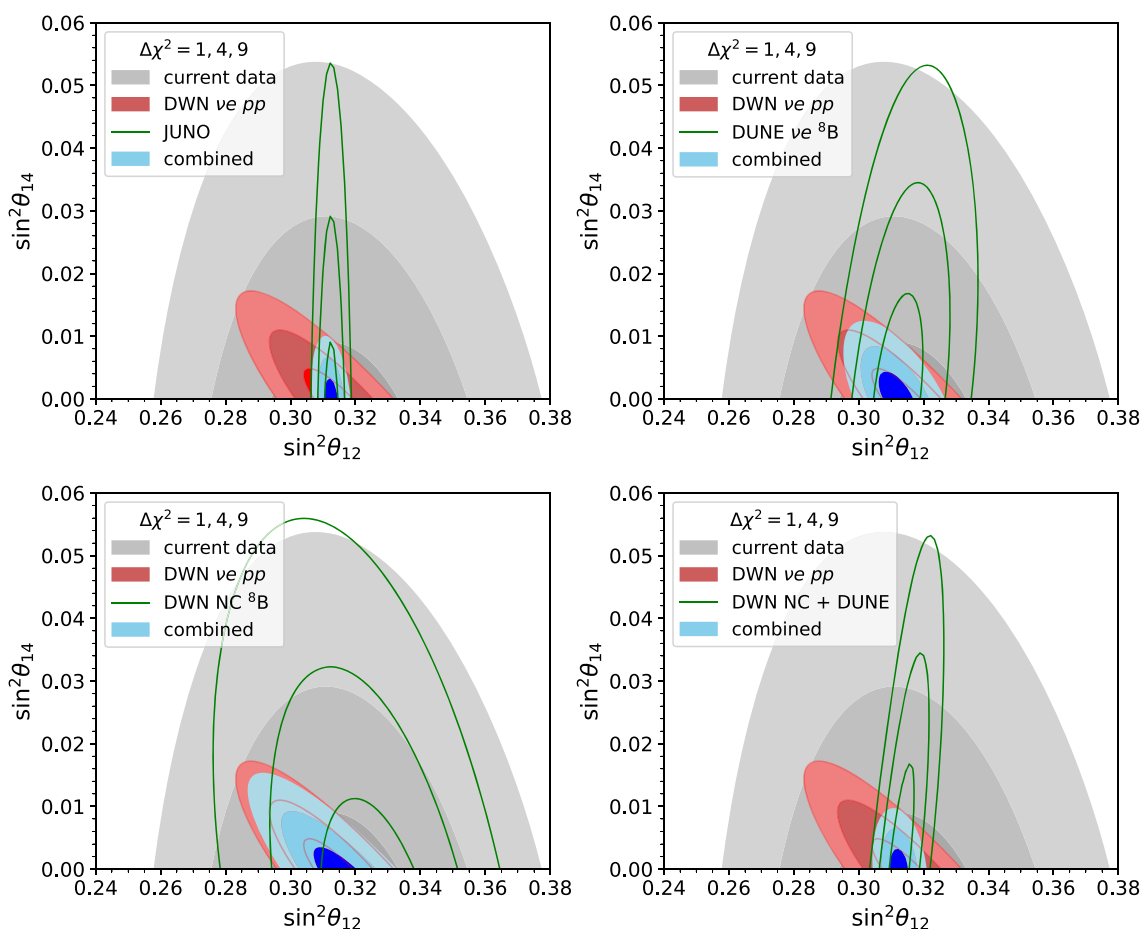


Fig. 6 Contours of $\Delta\chi^2 = 1, 4, 9$ in the plane of $\sin^2\theta_{12}$ and $\sin^2\theta_{14}$ for different combinations of current data (grey region) with future measurements. The red region in all panels corresponds to 100 ty exposure of DARWIN E ν ES data (natural ^{136}Xe abundance) combined with current

data. The green contours correspond to the indicated samples combined with current data. The blue region corresponds to the combination of all samples shown in their respective panel

5 Summary and discussion

In this paper, we have considered sterile neutrino mixing with the electron flavour, parametrized by $\sin^2\theta_{14} = |U_{e4}|^2$, in the context of solar neutrinos. The main results of this paper can be summarized as follows.

- We have presented a simplified solar neutrino analysis, which condenses a full-fledged solar neutrino fit into just four observables and their correlation matrix. The four observables are the ν_e survival probability and the $\nu_e \rightarrow \nu_{\mu,\tau}$ transition probability, both at energies below and above the MSW resonance. These four probabilities have simple expressions in terms of the mixing parameters θ_{12} and θ_{14} and the resulting χ^2 profile is an excellent approximation to the full solar neutrino fit. This analysis is insensitive to Δm_{21}^2 , whose determination is dominated by KamLAND reactor neutrino data.

- We have performed a Feldman–Cousins (FC) analysis of present solar neutrino data, in terms of θ_{12} and θ_{14} . We find that for the determination of θ_{12} the χ^2 approximation is very well justified, and the result is basically independent of the presence of a sterile neutrino. However, we find some effects on θ_{14} , where the FC analysis typically leads to stronger limits than the ones in the χ^2 approximation. This can be traced back to the effect of the physical boundary $\sin^2\theta_{14} \geq 0$, which leads to a decrease of the effective number of degrees of freedom. Furthermore, we find a rather strong dependence on the adopted solar model, where the 90% CL limit on $\sin^2\theta_{14}$ differs by about a factor 2 between the GS98 and AGSS09 solar models. The current upper bounds on sterile neutrino mixing are summarized in Table 2. These bounds are highly relevant to possible hints for sterile neutrinos from reactor experiments. In particular, the 90% CL upper bound (GS98

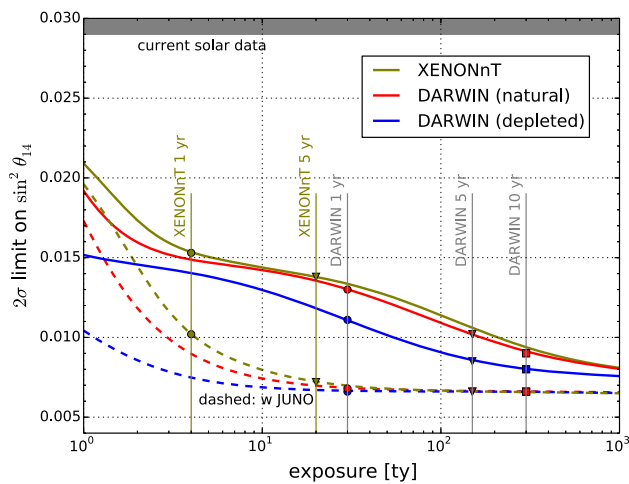


Fig. 7 Sensitivity to $\sin^2 \theta_{14}$ at 2σ ($\Delta\chi^2 = 4$) from low-energy elastic neutrino-electron scattering in XENONnT and DARWIN as a function of the exposure, combined with current solar neutrino data (solid curves). For dashed curves we assume in addition that $\sin^2 \theta_{12}$ is determined with a precision of 0.67% (1σ) by JUNO. For DARWIN we show in red the results for natural abundance of ^{136}Xe , whereas blue curves assume depletion by two orders of magnitude. The grey shaded area indicates the region excluded by current solar neutrino data. Vertical lines indicate exposure times of 1, 5, and 10 years, assuming a fiducial mass of 4 t for XENONnT and 30 t for DARWIN

solar model) implies $\sin^2 2\theta_{14} \lesssim 0.07$, which is in conflict with the full 2σ region reported by the Neutrino-4 experiment [18]. A combined analysis of solar and reactor neutrino data is presented in [60], which provides a quantitative assessment of the impact of solar neutrino data on possible hints from reactor experiments.

- We have investigated the sensitivity of future solar neutrino measurements to sterile neutrino mixing. Elastic neutrino-electron scattering in the XENONnT and DARWIN dark matter experiments will provide a high-precision determination of the pp solar neutrino flux; and elastic neutrino-electron scattering in DUNE and coherent neutrino-nucleus scattering in DARWIN will accurately measure the ^8B solar neutrino flux. Additional complementary information comes from the JUNO reactor experiment, which will determine θ_{12} with sub-percent precision. These data will have substantial sensitivity to sterile neutrino mixing, reaching $\sin^2 \theta_{14} \approx 6.5 \times 10^{-3}$, about a factor 4.5 better than the present limit and covering significant portions of the parameter space relevant to short-baseline reactor neutrino experiments. The ultimate sensitivity is limited by the uncertainty of the pp solar neutrino flux prediction.

Throughout the paper we base our analysis on the four asymptotic (high and low energy) probabilities $P_{ee,ex}^{LE,HE}$. As we have demonstrated, this approach allows a very accurate description of present data in terms of sterile neutrino

oscillations, after some tuning of analysis parameters. Furthermore, it allows for sensitivity forecasts of future data. However, once high-precision future data become available such an approach will need to be re-evaluated and eventually checked if relevant information is lost by considering only asymptotic probabilities.

Our method of fitting solar neutrino data can be applied to any new physics scenario that does not affect the spectral shape around the MSW resonance but only modifies the asymptotic values of the probabilities at low and/or high energies, such that the interpolation method described in Sect. 2 is accurate. This works very well for the sterile neutrino case considered here; another model which fulfills this requirement would be generic non-unitary mixing. For new-physics scenarios which modify transition probabilities in the MSW resonance region (such as for instance non-standard neutrino interactions or sterile neutrinos with mass-squared differences $\lesssim 10^{-5} \text{ eV}^2$) this approach would miss relevant effects and an analysis using explicitly information on the full solar neutrino energy is needed.

In conclusion, the results presented here demonstrate that solar neutrinos continue to provide relevant information on properties of neutrinos, and they will continue to do so for the foreseeable future.

Note added. After the completion of this work, the BEST collaboration released new results on radioactive source measurements in gallium [61], confirming the deficit reported by previous measurements [16, 17]. The sterile neutrino mixing required to explain these results is in significant tension with the limit from solar neutrinos discussed here, see also [60, 62].

Acknowledgements This project has received support from the European Union's Horizon 2020 research and innovation programme under the Marie Skłodowska-Curie Grant agreement no. H2020-MSCA-ITN-2019-860881-HIDDeN, and by the Spanish grants PID2019-110058GB-C21, SEV-2016-0597 and CEX2020-001007-S funded by MCIN/AEI/10.13039/501100011033.

Data Availability Statement This manuscript has no associated data or the data will not be deposited. [Authors' comment: All relevant data are given in the text and tables, in particular Tables. 1, 3 and 4.]

Open Access This article is licensed under a Creative Commons Attribution 4.0 International License, which permits use, sharing, adaptation, distribution and reproduction in any medium or format, as long as you give appropriate credit to the original author(s) and the source, provide a link to the Creative Commons licence, and indicate if changes were made. The images or other third party material in this article are included in the article's Creative Commons licence, unless indicated otherwise in a credit line to the material. If material is not included in the article's Creative Commons licence and your intended use is not permitted by statutory regulation or exceeds the permitted use, you will need to obtain permission directly from the copyright holder. To view a copy of this licence, visit <http://creativecommons.org/licenses/by/4.0/>.

Funded by SCOAP³.

Appendix A: χ^2 construction for Monte Carlo simulation

The covariance matrix defined in Eq. (2.12) depends on the parameters θ_{12} and θ_{14} via the predictions P_r . Therefore, V_{rs} needs to be inverted numerically for each evaluation of the χ^2 function when scanning over the parameters. In order to save the numerically expensive matrix inversion, we can split the *inverse* matrix V^{-1} into experimental and theoretical uncertainties instead of V :

$$V_{rs}^{-1} = S_{rs}^{-1} \left[\alpha \frac{1}{O_r} \frac{1}{O_s} + (1 - \alpha) \frac{1}{P_r} \frac{1}{P_s} \right] \tag{A.1}$$

(no sum over repeated indices). It turns out that in this case $\alpha = 0.5$ is a good choice. Since the matrix S does not depend on the parameters, S^{-1} needs to be calculated only once and for given P_r we can directly construct V^{-1} via Eq. (A.1). It can be shown that Eqs. (2.12) and (A.1) are equivalent up to linear order in $\epsilon_r = O_r - P_r$. We have checked that with the aforementioned adjustment of the coefficient α the two versions give numerically very similar results.

Appendix B: Details on the XENONnT/DARWIN analysis

We provide details of our analysis of solar-neutrino induced ν ES events in the XENONnT and DARWIN dark matter experiments, following the work presented in [32].

Particles incident upon a dual-phase xenon Time Projection Chamber may scatter, or recoil, off a xenon nucleus (NR) or its electron cloud (ER). The most prominent sources of ER events arise from internal contaminants (^{222}Rn , ^{85}Kr) [63–66], radioactive xenon isotopes (^{136}Xe , ^{124}Xe) [67–69], and the detector components themselves [67, 70]. Imminently, the pp solar neutrinos will constitute a comparable source of ER background events for dark matter searches in XENONnT and LZ; however, they will also unlock a novel science channel with unique probative value. DARWIN aims to reduce all other sources of ER events such that pp solar neutrinos are the dominant (and irreducible) contributor.

The spectral fluxes of pp , ^{13}N , and ^{15}O neutrinos may be represented with the β form,

$$\frac{d\Phi_i}{dE_\nu} = \Phi_i A(x_i - E_\nu) [(x_i - E_\nu)^2 - m_e^2]^{\frac{1}{2}} E_\nu^2, \tag{B.1}$$

where $x_i \equiv Q_i + m_e$, Q_i and Φ_i are the characteristic maximal energy and the flux scale of neutrino component i , respectively; m_e is the electron mass, A is the corresponding normalization factor, and E_ν is the energy of the emitted neutrino. For the pp neutrinos, $\Phi_{pp} = 5.98 \times 10^{10} \text{ cm}^{-2} \text{ s}^{-1}$ and $Q_{pp} = 420 \text{ keV}$. In contrast, ^7Be and pep neutrinos are monoenergetic. The ^7Be neutrinos are emitted at 0.862 MeV (0.384 MeV) with a branching ratio of 90% (10%), while the

pep neutrinos have an energy of 1.44 MeV . The flux scales are taken from the high-metallicity solar model [51].

These spectral fluxes are convolved with the differential cross section of elastic electron-neutrino scattering to determine the differential rate:

$$\frac{dR_i}{dE_r} = N_e \sum_\alpha \int P_{e\alpha} \frac{d\Phi_i}{dE_\nu} \frac{d\sigma_\alpha}{dE_r} dE_\nu, \tag{B.2}$$

where $P_{e\alpha}$ is the $\nu_e \rightarrow \nu_\alpha$ ($\alpha = e, \mu, \tau$) oscillation probability, $N_e = 2.48 \times 10^{29}$ is the number of target electrons per tonne of xenon, and E_r is the energy of the induced recoil. The differential ν ES cross section is [71, 72]

$$\frac{d\sigma_\alpha}{dE_r} = \frac{2G_F^2 m_e}{\pi} \left[g_L^2 + g_R^2 \left(1 - \frac{E_r}{E_\nu} \right)^2 - g_L g_R \frac{m_e E_r}{E_\nu^2} \right]. \tag{B.3}$$

For $\alpha = \mu, \tau$, the coupling constants are given by $g_L = \sin^2 \theta_w - \frac{1}{2}$ and $g_R = \sin^2 \theta_w$, whereas for ν_e scattering ($\alpha = e$), $g_L \rightarrow g_L + 1$ to account for its charged current interaction. A value of $\sin^2 \theta_w = 0.2387$ [73] is assumed and kept fixed in the analysis. In order to induce an electronic recoil, an incident neutrino must possess more energy than the binding energy of a given shell; and, when a recoil occurs, its energy is lowered accordingly. For this reason, xenon is not completely sensitive to neutrinos with the lowest energies. This effect is incorporated in the neutrino scattering rates with a step function defined by the series of discrete electron binding energies from 12 eV to 35 keV . This ultimately leads to a suppression of a few percent in the pp neutrino event rate and negligible reductions for the other solar neutrino components. Furthermore, the Gaussian energy resolution obtained in XENON1T [74], which remain unchanged with the step approximation, is also applied:

$$\frac{\sigma(E_r)}{E_r} = \frac{0.3171}{\sqrt{E_r [\text{keV}]}} + 0.0015. \tag{B.4}$$

In order to include the information from DARWIN or XENONnT in the solar neutrino analysis described in the main text, we separate the terms of Eq. (B.2) by flavor for the pp component. Namely, the contribution from electron-type neutrinos is written separately from muon- and tau-type neutrinos ($x = \mu, \tau$):

$$\begin{aligned} \frac{dR_{pp}}{dE_r} &= N_e \left[P_{ee} \int \frac{d\Phi_{pp}}{dE_\nu} \frac{d\sigma_e}{dE_r} dE_\nu + P_{ex} \int \frac{d\Phi_{pp}}{dE_\nu} \frac{d\sigma_x}{dE_r} dE_\nu \right]. \end{aligned} \tag{B.5}$$

Figure 8 shows the individual flavor contributions of the pp recoil spectrum, along with ^7Be and the relevant ER backgrounds [24, 32, 57, 67]. We perform a spectral fit to the data shown in the figure, leaving the normalizations of all the components as free fit parameters. For the pp flux, we treat P_{ee}

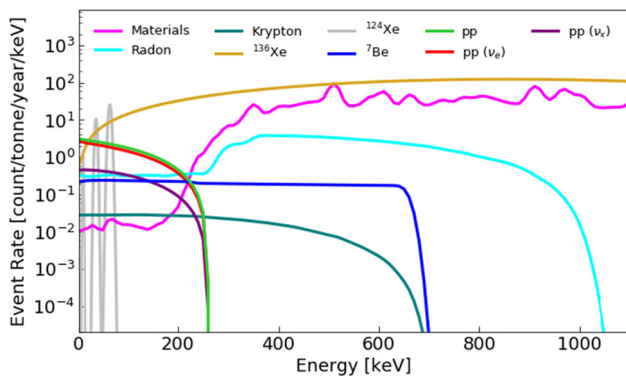


Fig. 8 The electronic recoil spectra of two solar neutrino components and five backgrounds up to 1.1 MeV. The pp neutrino component is divided by lepton flavor. The solar components follow from the high-Z SSM model. The materials and ^{136}Xe events in [1.1, 3] MeV (not shown) are also used in the statistical analysis. The materials component is based on a selection of events in a 30 t fiducial volume

and P_{ex} as free parameters (independent of energy), and we extract their covariance matrix by profiling over all the other ER components. Note that we also treat the ^7Be flux with free normalization, and therefore we can extract normalizations of the pp flux components independent of a model, i.e., independent of the energy shape of the ν_e oscillation probabilities, as long as they are constant in the low-energy region relevant to pp neutrinos.

References

- M. Maltoni, A.Y. Smirnov, Solar neutrinos and neutrino physics. *Eur. Phys. J. A* **52**(4), 87 (2016). <https://doi.org/10.1140/epja/i2016-16087-0> arXiv:1507.05287
- G.D.O. Gann, K. Zuber, D. Bemmerer, A. Serenelli, The Future of Solar Neutrinos. *Ann. Rev. Nucl. Part. Sci.* **71**, 491–528 (2021). <https://doi.org/10.1140/epja/i2021-2107.08613>
- B. Dasgupta, J. Kopp, Sterile neutrinos. *Phys. Rept.* **928**, 63 (2021). <https://doi.org/10.1016/j.pnpnp.2019.103736> arXiv:2106.05913
- S. Böser, C. Buck, C. Giunti, J. Lesgourgues, L. Ludhova et al., Status of light sterile neutrino searches. *Prog. Part. Nucl. Phys.* **111**, 103736 (2020). <https://doi.org/10.1016/j.pnpnp.2019.103736> arXiv:1906.01739
- C. Giunti, M.C. Gonzalez-Garcia, C. Pena-Garay, Four-neutrino oscillation solutions of the solar neutrino problem. *Phys. Rev. D* **62**, 013005 (2000). <https://doi.org/10.1103/PhysRevD.62.013005> arXiv:hep-ph/0001101
- M.C. Gonzalez-Garcia, M. Maltoni, C. Pena-Garay, Solar and atmospheric four neutrino oscillations. *Phys. Rev. D* **64**, 093001 (2001). <https://doi.org/10.1103/PhysRevD.64.093001> arXiv:hep-ph/0105269
- J.N. Bahcall, M.C. Gonzalez-Garcia, C. Pena-Garay, If sterile neutrinos exist, how can one determine the total neutrino fluxes? *Phys. Rev. C* **66**, 035802 (2002). <https://doi.org/10.1103/PhysRevC.66.035802> arXiv:hep-ph/0204194
- C. Giunti, Y.F. Li, Matter effects in active-sterile solar neutrino oscillations. *Phys. Rev. D* **80**, 113007 (2009). <https://doi.org/10.1103/PhysRevD.80.113007> arXiv:0910.5856
- A. Palazzo, Testing the very-short-baseline neutrino anomalies at the solar sector. *Phys. Rev. D* **83**, 113013 (2011). <https://doi.org/10.1103/PhysRevD.83.113013> arXiv:1105.1705
- J. Kopp, P.A.N. Machado, M. Maltoni, T. Schwetz, Sterile neutrino oscillations: the global picture. *JHEP* **05**, 050 (2013). [https://doi.org/10.1007/JHEP05\(2013\)050](https://doi.org/10.1007/JHEP05(2013)050) arXiv:1303.3011
- H.W. Long, Y.F. Li, C. Giunti, CP-violating phases in active-sterile solar neutrino oscillations. *Phys. Rev. D* **87**(11), 113004 (2013). <https://doi.org/10.1103/PhysRevD.87.113004> arXiv:1304.2207
- G. Mention, M. Fechner, T. Lasserre, T.A. Mueller, D. Lhuillier et al., The reactor antineutrino anomaly. *Phys. Rev. D* **83**, 073006 (2011). <https://doi.org/10.1103/PhysRevD.83.073006> arXiv:1101.2755
- M. Dentler, A. Hernandez-Cabezudo, J. Kopp, M. Maltoni, T. Schwetz, Sterile neutrinos or flux uncertainties?—status of the reactor anti-neutrino anomaly. *JHEP* **11**, 099 (2017). [https://doi.org/10.1007/JHEP11\(2017\)099](https://doi.org/10.1007/JHEP11(2017)099) arXiv:1709.04294
- J.M. Berryman, P. Huber, Sterile neutrinos and the global reactor antineutrino dataset. *JHEP* **01**, 167 (2021). [https://doi.org/10.1007/JHEP01\(2021\)167](https://doi.org/10.1007/JHEP01(2021)167) arXiv:2005.01756
- C. Giunti, Statistical significance of reactor antineutrino active-sterile oscillations. *Phys. Rev. D* **101**(9), 095025 (2020). <https://doi.org/10.1103/PhysRevD.101.095025> arXiv:2004.07577
- C. Giunti, M. Laveder, Statistical significance of the gallium anomaly. *Phys. Rev. C* **83**, 065504 (2011). <https://doi.org/10.1103/PhysRevC.83.065504> arXiv:1006.3244
- J. Kostensalo, J. Suhonen, C. Giunti, P.C. Srivastava, The gallium anomaly revisited. *Phys. Lett. B* **795**, 542–547 (2019). <https://doi.org/10.1016/j.physletb.2019.06.057> arXiv:1906.10980
- A. Serebrov et al., Search for sterile neutrinos with the Neutrino-4 experiment and measurement results. *Phys. Rev. D* **104**(3), 032003 (2021). <https://doi.org/10.1103/PhysRevD.104.032003> arXiv:2005.05301
- PROSPECT, STEREO, M. Andriamirado et al., Note on search for sterile neutrino and the obtained results of measurements. [arXiv:2006.13147](https://arxiv.org/abs/2006.13147)
- P. Coloma, P. Huber, T. Schwetz, Statistical interpretation of sterile neutrino oscillation searches at reactors. *Eur. Phys. J. C* **81**(1), 2 (2021). <https://doi.org/10.1140/epjc/s10052-020-08774-2> arXiv:2008.06083
- C. Giunti, Y.F. Li, C.A. Ternes, Y.Y. Zhang, Neutrino-4 anomaly: oscillations or fluctuations? *Phys. Lett. B* **816**, 136214 (2021). <https://doi.org/10.1016/j.physletb.2021.136214> arXiv:2101.06785
- I. Esteban, M. Gonzalez-Garcia, M. Maltoni, T. Schwetz, A. Zhou, The fate of hints: updated global analysis of three-flavor neutrino oscillations. *JHEP* **09**, 178 (2020). [https://doi.org/10.1007/JHEP09\(2020\)178](https://doi.org/10.1007/JHEP09(2020)178) arXiv:2007.14792
- G.J. Feldman, R.D. Cousins, A unified approach to the classical statistical analysis of small signals. *Phys. Rev. D* **57**, 3873–3889 (1998). <https://doi.org/10.1103/PhysRevD.57.3873> arXiv:physics/9711021
- XENON, E. Aprile et al., Projected WIMP sensitivity of the XENONnT dark matter experiment. *JCAP* **11**, 031 (2020). <https://doi.org/10.1088/1475-7516/2020/11/031> arXiv:2007.08796
- PandaX-4T, Y. Meng et al., Dark matter search results from the PandaX-4T commissioning run. *Phys. Rev. Lett.* **127**(26), 261802 (2021). <https://doi.org/10.1103/PhysRevLett.127.261802> arXiv:2107.13438
- LZ, D.S. Akerib et al., The LUX-ZEPLIN (LZ) experiment. *Nucl. Instrum. Methods A* **953**, 163047 (2020). <https://doi.org/10.1016/j.nima.2019.163047> arXiv:1910.09124
- DarkSide, P. Agnes et al., DarkSide-50 532-day dark matter search with low-radioactivity argon. *Phys. Rev. D* **98**(10), 102006 (2018). <https://doi.org/10.1103/PhysRevD.98.102006> arXiv:1802.07198
- DARWIN, J. Aalbers et al., Darwin: towards the ultimate dark matter detector. *JCAP* **1611**, 017 (2016). <https://doi.org/10.1088/1475-7516/2016/11/017> arXiv:1606.07001

29. J. Billard et al., Direct detection of dark matter—APPEC committee report. [arXiv:2104.07634](https://arxiv.org/abs/2104.07634)
30. J. Billard, L.E. Strigari, E. Figueroa-Feliciano, Solar neutrino physics with low-threshold dark matter detectors. *Phys. Rev. D* **91**(9), 095023 (2015). <https://doi.org/10.1103/PhysRevD.91.095023> [arXiv:1409.0050](https://arxiv.org/abs/1409.0050)
31. D.G. Cerdeño, M. Fairbairn, T. Jubb, P.A.N. Machado, A.C. Vincent et al., Physics from solar neutrinos in dark matter direct detection experiments. *JHEP* **05**, 118 (2016). [https://doi.org/10.1007/JHEP09\(2016\)048](https://doi.org/10.1007/JHEP09(2016)048). [arXiv:1604.01025](https://arxiv.org/abs/1604.01025). [Erratum: *JHEP* **09**, 048 (2016)]
32. DARWIN, J. Aalbers et al., Solar neutrino detection sensitivity in DARWIN via electron scattering. *Eur. Phys. J. C* **80**(12), 1133 (2020). <https://doi.org/10.1140/epjc/s10052-020-08602-7>. [arXiv:2006.03114](https://arxiv.org/abs/2006.03114)
33. DUNE, B. Abi et al., Deep underground neutrino experiment (DUNE), far detector technical design report, volume II: DUNE physics. [arXiv:2002.03005](https://arxiv.org/abs/2002.03005)
34. Hyper-Kamiokande, K. Abe et al., Hyper-Kamiokande design report. [arXiv:1805.04163](https://arxiv.org/abs/1805.04163)
35. F. Capozzi, S.W. Li, G. Zhu, J.F. Beacom, DUNE as the next-generation solar neutrino experiment. *Phys. Rev. Lett.* **123**(13), 131803 (2019). <https://doi.org/10.1103/PhysRevLett.123.131803> [arXiv:1808.08232](https://arxiv.org/abs/1808.08232)
36. JUNO, Z. Djuricic et al., Juno conceptual design report. [arXiv:1508.07166](https://arxiv.org/abs/1508.07166)
37. L. Wolfenstein, Neutrino oscillations in matter. *Phys. Rev. D* **17**, 2369–2374 (1978). <https://doi.org/10.1103/PhysRevD.17.2369>
38. S.P. Mikheev, A. Yu. Smirnov, Resonance amplification of oscillations in matter and spectroscopy of solar neutrinos. *Sov. J. Nucl. Phys.* **42**, 913–917 (1985) [*Yad. Fiz.* **42**, 1441 (1985)]
39. M. Dentler, A. Hernandez-Cabezudo, J. Kopp, P.A.N. Machado, M. Maltoni et al., Updated global analysis of neutrino oscillations in the presence of eV-scale sterile neutrinos. *JHEP* **08**, 010 (2018). [https://doi.org/10.1007/JHEP08\(2018\)010](https://doi.org/10.1007/JHEP08(2018)010) [arXiv:1803.10661](https://arxiv.org/abs/1803.10661)
40. B.T. Cleveland, T. Daily, R. Davis Jr., J.R. Distel, K. Lande et al., Measurement of the solar electron neutrino flux with the homestake CHLorine detector. *Astrophys. J.* **496**, 505–526 (1998). <https://doi.org/10.1086/305343>
41. F. Kaether, W. Hampel, G. Heusser, J. Kiko, T. Kirsten, Reanalysis of the Gallex Solar neutrino flux and source experiments. *Phys. Lett. B* **685**, 47–54 (2010). <https://doi.org/10.1016/j.physletb.2010.01.030> [arXiv:1001.2731](https://arxiv.org/abs/1001.2731)
42. SAGE, J.N. Abdurashitov et al., Measurement of the solar neutrino capture rate with gallium metal. III: Results for the 2002–2007 data-taking period. *Phys. Rev. C* **80**, 015807 (2009). <https://doi.org/10.1103/PhysRevC.80.015807>. [arXiv:0901.2200](https://arxiv.org/abs/0901.2200)
43. Super-Kamiokande, J. Hosaka et al., Solar neutrino measurements in super-Kamiokande-I. *Phys. Rev. D* **73**, 112001 (2006). <https://doi.org/10.1103/PhysRevD.73.112001>. [arXiv:hep-ex/0508053](https://arxiv.org/abs/hep-ex/0508053)
44. Super-Kamiokande, J.P. Cravens et al., Solar neutrino measurements in super-Kamiokande-II. *Phys. Rev. D* **78**, 032002 (2008). <https://doi.org/10.1103/PhysRevD.78.032002>. [arXiv:0803.4312](https://arxiv.org/abs/0803.4312)
45. Super-Kamiokande, K. Abe et al., Solar neutrino results in super-Kamiokande-III. *Phys. Rev. D* **83**, 052010 (2011). <https://doi.org/10.1103/PhysRevD.83.052010>. [arXiv:1010.0118](https://arxiv.org/abs/1010.0118)
46. Y. Nakajima, in “*SuperKamiokande*.” *Talk given at the XXIX International Conference on Neutrino Physics and Astrophysics, Chicago, USA, June 22–July 2, 2020* (online conference)
47. SNO, B. Aharmim et al., Combined analysis of all three phases of solar neutrino data from the Sudbury Neutrino Observatory. *Phys. Rev. C* **88**, 025501 (2013). <https://doi.org/10.1103/PhysRevC.88.025501>. [arXiv:1109.0763](https://arxiv.org/abs/1109.0763)
48. G. Bellini et al., Precision measurement of the ^7Be solar neutrino interaction rate in Borexino. *Phys. Rev. Lett.* **107**, 141302 (2011). <https://doi.org/10.1103/PhysRevLett.107.141302> [arXiv:1104.1816](https://arxiv.org/abs/1104.1816)
49. Borexino, G. Bellini et al., Measurement of the solar ^8B neutrino rate with a liquid scintillator target and 3 MeV energy threshold in the Borexino detector. *Phys. Rev. D* **82**, 033006 (2010). <https://doi.org/10.1103/PhysRevD.82.033006>. [arXiv:0808.2868](https://arxiv.org/abs/0808.2868)
50. BOREXINO, G. Bellini et al., Neutrinos from the primary proton–proton fusion process in the Sun. *Nature* **512**(7515), 383–386 (2014). <https://doi.org/10.1038/nature13702>
51. N. Vinyoles, A.M. Serenelli, F.L. Villante, S. Basu, J. Bergström et al., A new generation of standard solar models. *Astrophys. J.* **835**(2), 202 (2017). <https://doi.org/10.3847/1538-4357/835/2/202> [arXiv:1611.09867](https://arxiv.org/abs/1611.09867)
52. KamLAND, A. Gando et al., Reactor on-off antineutrino measurement with KamLAND. *Phys. Rev. D* **88**(3), 033001 (2013). <https://doi.org/10.1103/PhysRevD.88.033001>. [arXiv:1303.4667](https://arxiv.org/abs/1303.4667)
53. S.A.R. Ellis, K.J. Kelly, S.W. Li, Current and future neutrino oscillation constraints on leptonic unitarity. *JHEP* **12**, 068 (2020). [https://doi.org/10.1007/JHEP12\(2020\)068](https://doi.org/10.1007/JHEP12(2020)068) [arXiv:2008.01088](https://arxiv.org/abs/2008.01088)
54. J. Elevant, T. Schwetz, On the determination of the leptonic CP phase. *JHEP* **09**, 016 (2015). [https://doi.org/10.1007/JHEP09\(2015\)016](https://doi.org/10.1007/JHEP09(2015)016) [arXiv:1506.07685](https://arxiv.org/abs/1506.07685)
55. JUNO, F. An et al., Neutrino physics with JUNO. *J. Phys. G* **43**(3), 030401 (2016). <https://doi.org/10.1088/0954-3899/43/3/030401>. [arXiv:1507.05613](https://arxiv.org/abs/1507.05613)
56. Jinping, J.F. Beacom et al., Physics prospects of the Jinping neutrino experiment. *Chin. Phys. C* **41**(2), 023002 (2017). <https://doi.org/10.1088/1674-1137/41/2/023002>. [arXiv:1602.01733](https://arxiv.org/abs/1602.01733)
57. XENON, E. Aprile et al., Physics reach of the Xenon1T dark matter experiment. *JCAP* **04**, 027 (2016). <https://doi.org/10.1088/1475-7516/2016/04/027>. [arXiv:1512.07501](https://arxiv.org/abs/1512.07501)
58. XENON, E. Aprile et al., Search for coherent elastic scattering of solar ^8B neutrinos in the XENON1T dark matter experiment. *Phys. Rev. Lett.* **126**, 091301 (2021). <https://doi.org/10.1103/PhysRevLett.126.091301>. [arXiv:2012.02846](https://arxiv.org/abs/2012.02846)
59. J. Ekert, Calculation of the coherent elastic neutrino-nucleus scattering of solar ^8B neutrinos in DARWIN. B.Sc. thesis, Karlsruhe Institute of Technology (2021)
60. J.M. Berryman, P. Coloma, P. Huber, T. Schwetz, A. Zhou, Statistical significance of the sterile-neutrino hypothesis in the context of reactor and gallium data. [arXiv:2111.12530](https://arxiv.org/abs/2111.12530)
61. V.V. Barinov, et al., Results from the Baksan experiment on sterile transitions (BEST). [arXiv:2109.11482](https://arxiv.org/abs/2109.11482)
62. V. Barinov, D. Gorbunov, BEST impact on sterile neutrino hypothesis. [arXiv:2109.14654](https://arxiv.org/abs/2109.14654)
63. XENON100, E. Aprile et al., Online ^{222}Rn removal by cryogenic distillation in the XENON100 experiment. *Eur. Phys. J. C* **77**(6), 358 (2017). <https://doi.org/10.1140/epjc/s10052-017-4902-x>. [arXiv:1702.06942](https://arxiv.org/abs/1702.06942)
64. M. Murra, Intrinsic background reduction by cryogenic distillation for the XENON1T darkmatter experiment. PhD thesis, WWU Münster (2019)
65. XENON, E. Aprile et al., Xenon1T dark matter data analysis: signal and background models and statistical inference. *Phys. Rev. D* **99**(11), 112009 (2019). <https://doi.org/10.1103/PhysRevD.99.112009>. [arXiv:1902.11297](https://arxiv.org/abs/1902.11297)
66. XENON, E. Aprile et al., Removing krypton from Xenon by cryogenic distillation to the PPq level. *Eur. Phys. J. C* **77**(5), 275 (2017). <https://doi.org/10.1140/epjc/s10052-017-4757-1>. [arXiv:1612.04284](https://arxiv.org/abs/1612.04284)
67. DARWIN, F. Agostini et al., Sensitivity of the DARWIN observatory to the neutrinoless double beta decay of ^{136}Xe . *Eur. Phys. J. C* **80**(9), 808 (2020). <https://doi.org/10.1140/epjc/s10052-020-8196-z>. [arXiv:2003.13407](https://arxiv.org/abs/2003.13407)
68. C. Wittweg, B. Lenardo, A. Fieguth, C. Weinheimer, Detection prospects for the second-order weak decays of ^{124}Xe in multi-

- tonne xenon time projection chambers. *Eur. Phys. J. C* **80**(12), 1161 (2020). <https://doi.org/10.1140/epjc/s10052-020-08726-w> [arXiv:2002.04239](https://arxiv.org/abs/2002.04239)
69. XENON, E. Aprile et al., Observation of two-neutrino double electron capture in ^{124}Xe with XENON1T. *Nature* **568**(7753), 532–535 (2019). <https://doi.org/10.1038/s41586-019-1124-4>. [arXiv:1904.11002](https://arxiv.org/abs/1904.11002)
70. XENON, E. Aprile et al., Material radioassay and selection for the Xenon1T dark matter experiment. *Eur. Phys. J. C* **77**(12), 890 (2017). <https://doi.org/10.1140/epjc/s10052-017-5329-0>. [arXiv:1705.01828](https://arxiv.org/abs/1705.01828)
71. W.J. Marciano, Z. Parsa, Neutrino electron scattering theory. *J. Phys. G* **29**, 2629–2645 (2003). <https://doi.org/10.1088/0954-3899/29/11/013> [arXiv:hep-ph/0403168](https://arxiv.org/abs/hep-ph/0403168)
72. J.A. Formaggio, G.P. Zeller, From eV to Eev: neutrino cross sections across energy scales. *Rev. Mod. Phys.* **84**, 1307–1341 (2012). <https://doi.org/10.1103/RevModPhys.84.1307> [arXiv:1305.7513](https://arxiv.org/abs/1305.7513)
73. J. Erler, M.J. Ramsey-Musolf, The weak mixing angle at low energies. *Phys. Rev. D* **72**, 073003 (2005). <https://doi.org/10.1103/PhysRevD.72.073003> [arXiv:hep-ph/0409169](https://arxiv.org/abs/hep-ph/0409169)
74. XENON, E. Aprile et al., Energy resolution and linearity of Xenon1T in the MeV energy range. *Eur. Phys. J. C* **80**(8), 785 (2020). <https://doi.org/10.1140/epjc/s10052-020-8284-0>. [arXiv:2003.03825](https://arxiv.org/abs/2003.03825)