

Solar neutrinos and neutrino physics^{*}

Michele Maltoni¹ and Alexei Yu. Smirnov^{2,3,a}

¹ Instituto de Física Teórica UAM/CSIC, Calle de Nicolás Cabrera 13–15, Universidad Autónoma de Madrid, Cantoblanco, E-28049 Madrid, Spain

² Max-Planck Institute for Nuclear Physics, Saupfercheckweg 1, D-69117 Heidelberg, Germany

³ ICTP, Strada Costiera 11, 34014 Trieste, Italy

Received: 14 July 2015

Published online: 18 April 2016 – © Società Italiana di Fisica / Springer-Verlag 2016

Communicated by C. Brogгинi

Abstract. Solar neutrino studies triggered and largely motivated the major developments in neutrino physics in the last 50 years. The theory of neutrino propagation in different media with matter and fields has been elaborated. It includes oscillations in vacuum and matter, resonance flavor conversion and resonance oscillations, spin and spin-flavor precession, etc. LMA MSW has been established as the true solution of the solar neutrino problem. Parameters θ_{12} and Δm_{21}^2 have been measured; θ_{13} extracted from the solar data is in agreement with results from reactor experiments. Solar neutrino studies provide a sensitive way to test theory of neutrino oscillations and conversion. Characterized by long baseline, huge fluxes and low energies they are a powerful set-up to search for new physics beyond the standard 3ν paradigm: new neutrino states, sterile neutrinos, non-standard neutrino interactions, effects of violation of fundamental symmetries, new dynamics of neutrino propagation, probes of space and time. These searches allow us to get stringent, and in some cases unique bounds on new physics. We summarize the results on physics of propagation, neutrino properties and physics beyond the standard model obtained from studies of solar neutrinos.

1 Introduction

“If the oscillation length is large. . . from the point of view of detection possibilities an ideal object is the Sun.” This statement from Pontecorvo’s 1967 paper [1] published before release of the first Homestake experiment results [2] can be considered as the starting point for the solar neutrino studies of new physics.

Observation of the deficit of signal in the Homestake experiment was the first indication of existence of oscillations. This result had triggered vast experimental [3] and theoretical developments in neutrino physics. On theoretical side, various non-standard properties of neutrinos have been introduced and new effects in propagation of neutrinos have been proposed. These include:

1) Neutrino spin precession in the magnetic fields of the Sun due to the large magnetic moments of neutrinos [4, 5]: electromagnetic properties of neutrinos have been studied in details.

- 2) Neutrino decays: Among various possibilities (radiative, 3ν decay, etc.) the decay into light scalar, *e.g.*, Majoron, is less restricted [6, 7].
- 3) The MSW effect: The resonance flavor conversion inside the Sun required a neutrino mass splitting in the range $\Delta m^2 = (10^{-7}–10^{-4}) \text{ eV}^2$ and mixing $\sin^2 2\theta > 10^{-3}$ [8–13]. This was the first correct estimation of the neutrino mass and mixing intervals. With adding more information three regions of Δm^2 and $\sin^2 2\theta$ have been identified: the so-called SMA, LMA and LOW solutions.
- 4) “Just-so” solution: vacuum oscillations with nearly maximal mixing and oscillation length comparable with the distance between the Sun and the Earth have been proposed [14].
- 5) Oscillations and flavor conversion due to non-standard neutrino interactions of massless neutrinos [8, 9, 15, 16].
- 6) Resonant spin-flavor precession [17, 18], which employs matter effect on neutrino spin precession in the magnetic fields. The effect is similar to the MSW conversion.
- 7) Oscillation and conversion in matter due to violation of the equivalence principle [19], Lorentz-violating interactions [20], etc.

^{*} Contribution to the Topical Issue “Underground nuclear astrophysics and solar neutrinos: Impact on astrophysics, solar and neutrino physics” edited by Gianpaolo Bellini, Carlo Broggin, Alessandra Guglielmetti.

^a e-mail: smirnov@ictp.it

In turn, these proposals led to a detailed elaboration of the theory of neutrino propagation in different media as well as to model-building which explains non-standard neutrino properties.

Studies of the solar neutrinos and results of KamLAND experiment [21–23] led to establishing the LMA MSW solution as the solution of the solar neutrino problem. Other proposed effects are not realized as the main explanation of the data. Still they can be present and show up in solar neutrinos as sub-leading effects. Their searches allow us to get bounds on the corresponding neutrino parameters. Thus, the Sun can be used as a source of neutrinos for the exploration of non-standard neutrino properties.

In this review we summarize the implications of results from the solar neutrino studies for neutrino physics, the role of solar neutrinos in establishing the 3ν mixing paradigm, in searches for new physics beyond the standard model. The paper is organized as follows. In sect. 2 the physics of the LMA MSW solution of the solar neutrino problem is described. We discuss the properties of this solution and the dependence of the observables on neutrino parameters. In sect. 3 the determination of the neutrino masses and mixing using solar neutrinos is described. We outline the status of the solution and summarize existing open questions. Section 4 is devoted to possible manifestations of sub-leading effects due to physics beyond the standard model. Bounds on parameters of this new physics are presented.

2 Propagation and flavor evolution of the solar neutrinos. LMA MSW solution

2.1 Evolution. Three phases

Evolution of the flavor neutrino states, $\nu_f \equiv (\nu_e, \nu_\mu, \nu_\tau)^T$, is described by the equation

$$i \frac{d\nu_f}{dx} = H\nu_f = (H_0 + V)\nu_f, \quad (1)$$

where H is the total Hamiltonian, $H_0 \approx M^\dagger M/2p$ is the Hamiltonian in vacuum, M is the mass matrix of neutrinos (the term proportional to the neutrino momentum p is omitted here), and $V = \text{diag}(V_e, 0, 0)$ is the diagonal matrix of matter potentials with $V_e = \sqrt{2}G_F n_e$ [8, 9]. Here G_F is the Fermi constant and n_e is the number density of electrons.

The flavor evolution is described in terms of the instantaneous eigenstates of the Hamiltonian in matter $\nu_m \equiv (\nu_{1m}, \nu_{2m}, \nu_{3m})^T$. These eigenstates are related to the flavor states by the mixing matrix in matter, U^m :

$$\nu_f = U^m \nu_m. \quad (2)$$

The matrix U^m is determined via diagonalization of the Hamiltonian:

$$U^{m\dagger} H U^m = H^{\text{diag}} = \text{diag}(H_{1m}, H_{2m}, H_{3m}), \quad (3)$$

where H_{im} are the eigenvalues of the Hamiltonian. In vacuum ν_{im} coincide with the mass eigenstates: $\nu_{im} = \nu_i$, and $H_{im} \approx m_i^2/2p$.

The physical picture of neutrino propagation and flavor evolution is the following:

- Neutrino state produced as ν_e in the central regions of the Sun propagates as the system of eigenstates of the Hamiltonian, ν_{im} . Admixtures of the eigenstates are determined by the mixing in matter in the production region. The eigenstates propagate *independently* of each other and transform into corresponding mass eigenstates when arriving at the surface of the Sun: $\nu_{im} \rightarrow \nu_i$.
- The mass eigenstates propagate without changes to the surface of the Earth. The coherence between these states is lost and oscillations are irrelevant.
- Entering the Earth the mass states ν_i split (decomposed) into the eigenstates in matter of the Earth and oscillate propagating inside the Earth to a detector.

We will discuss these three phases in the next section.

2.2 Propagation inside the Sun. Adiabatic flavor conversion

The picture of flavor transitions in the Sun is simple. In the LMA case the solution of the evolution equation (1) is trivial due to large mixing and relatively slow (adiabatic) change of density on the way of neutrinos. Namely, in the Sun the condition of smallness of the density gradient, *i.e.*, the adiabaticity condition,

$$d \equiv n_e \left(\frac{dn_e}{dx} \right)^{-1} > l_m, \quad (4)$$

is satisfied. Here $l_m = 2\pi/\Delta_m$ is the oscillation length in matter and $\Delta_m \equiv H_{im} - H_{jm}$ is the difference of eigenvalues of the Hamiltonian. According to eq. (4), a system characterized by the eigenlength l_m has time to adjust itself to the change of external conditions determined by the scale of density change, d . Then with high accuracy the solution of eq. (1) is given by the first-order adiabatic perturbation theory which we call the adiabatic solution [13, 24, 25].

The adiabatic solution can be written immediately using the physical picture outlined in sect. 2.1. The state of electron neutrino produced in the central regions of the Sun can be decomposed in terms of the eigenstates in matter as

$$\nu_e = \sum_i U_{ei}^m(n_e^0) \nu_{im}(n_e^0), \quad (5)$$

where $U_{ei}^m(n_e^0)$ are the elements of mixing matrix in the production point with density n_e^0 . The adiabatic evolution means that transitions between the eigenstates in the course of propagation are negligible and the eigenstates evolve independently of each other. So, the evolution is reduced to i) change of ν_{jm} flavor content and ii) appearance of the phase factors

$$\nu_{jm}(t_0) \rightarrow e^{i\phi_j(t)} \nu_{jm}(t), \quad (6)$$

where the phases equal

$$\phi_j(t) = \int_0^t dz H_{jm}(z). \quad (7)$$

The flavor content of the eigenstate in matter changes according to change of mixing:

$$\nu_{jm}(t) = U_{\alpha j}^{m\dagger}(t) \nu_\alpha, \quad (8)$$

and $U_{\alpha j}^m(t) = U_{\alpha j}^m(n(t))$ follows the density change. Thus, admixtures of the eigenstates are conserved being fixed by (5), but flavors of the eigenstates do change.

At the surface of the Sun we have $\nu_{jm}(t_s) = \nu_j$ and the neutrino state becomes

$$\nu(t_s) = \sum_j U_{ej}^m(n^0) e^{i\phi_j(t_s)} \nu_j. \quad (9)$$

Due to loss of coherence the phases are irrelevant.

The strongest change of flavors of the eigenstates (8) occurs when neutrinos cross the resonance layer centered at the resonance density given by the resonance condition [11–13]:

$$V_e(n^{\text{res}}) = \cos 2\theta \frac{\Delta m^2}{2E}. \quad (10)$$

The width of the layer is proportional to mixing: $n^{\text{res}} \tan 2\theta$. The strongest change of flavor of whole the state is realized when the initial density is much larger and final density is much smaller than the resonance density. Resonance manifests itself via dependence of $U_{ej}^m(n^0)$ on energy, and it corresponds to maximal mixing. The resonance condition is satisfied inside the Sun for $E > 2 \text{ MeV}$.

2.3 From the Sun to the Earth

The wave functions (wave packets) of the eigenstates are determined by processes of production of neutrinos. Sizes of the wave packets are different for different components of the solar neutrino spectrum (pp , ${}^7\text{Be}$, ${}^8\text{B}$, etc.). On the way from the production point in the Sun to the Earth two effects happen: i) the wave packets (WP) of different eigenstates shift with respect to each other and eventually separate in space due to different group velocities; ii) each WP spreads in space due to the presence of different momenta in it.

The first effect leads to loss of the propagation coherence (for low-energy neutrinos this happens already inside the Sun). Restoration of coherence in a detector [26] would require extremely long coherence time of detection process, or equivalently, unachievable energy resolution: $\Delta E/E < l_\nu/L_{\text{Earth}} \sim 2.5 \times 10^{-6} (E/10 \text{ MeV})$, where L_{Earth} is the distance from the Sun to the Earth.

The spread is proportional to the square of the absolute value of mass, m^2 . It is much bigger than the original size of the packet for two heavier neutrinos even for hierarchical spectrum. Although the spread is smaller than separation, and in any case, it does not affect the coherence condition [27].

Thus, incoherent fluxes of the mass eigenstates arrive at the Earth. According to eq. (9) their weights (admixture) are given by moduli squared of the mixing elements at the production point $|U_{ej}^m(n^0)|^2$. Therefore the probability to find ν_e in the moment t_E of the arrival equals

$$P_{ee} = |\langle \nu_e | \nu(t_E) \rangle|^2 = \sum_j |U_{ej}^m(n^0)|^2 |U_{ej}|^2. \quad (11)$$

In the standard parametrization of the mixing matrix

$$\begin{aligned} U_{e1}^m &= \cos \theta_{13}^m \cos \theta_{12}^m, \\ U_{e2}^m &= \cos \theta_{13}^m \sin \theta_{12}^m, \\ |U_{e3}^m| &= |\sin \theta_{13}^m|, \end{aligned} \quad (12)$$

and in (11) the mixing angles in matter should be taken in the production point: $\theta_{12}^m = \theta_{12}^m(n^0)$, $\theta_{13}^m = \theta_{13}^m(n^0)$. In terms of the mixing angles the probability P_{ee} equals

$$P_{ee} = c_{13}^2 c_{13}^{m2} P_2^{\text{ad}} + s_{13}^2 s_{13}^{m2}, \quad (13)$$

where

$$P_2^{\text{ad}} = s_{12}^2 + \cos 2\theta_{12} \cos^2 \theta_{12}^m \quad (14)$$

$$= \frac{1}{2} (1 + \cos 2\theta_{12} \cos 2\theta_{12}^m). \quad (15)$$

The 1-2 mixing angle θ_{12}^m is determined by

$$\cos 2\theta_{12}^m = \frac{\cos 2\theta_{12} - c_{13}^2 \epsilon_{12}}{\sqrt{(\cos 2\theta_{12} - c_{13}^2 \epsilon_{12})^2 + \sin^2 2\theta_{12}}} \quad (16)$$

with

$$\epsilon_{12} \equiv \frac{2V_e E}{\Delta m_{21}^2}. \quad (17)$$

The first term in (14) gives the asymptotic ($E \rightarrow \infty$) value of probability which corresponds to the non-oscillatory transition, so that $P_{ee} \geq c_{13}^2 c_{13}^{m2} s_{12}^2$; the second term describes the effect of residual oscillations; the last term in (13) is the contribution of the decoupled third state ν_3 .

The 1-3 mixing in matter in the production point can be estimated as [28]

$$\sin^2 \theta_{13}^m = \sin^2 \theta_{13} (1 + 2\epsilon_{13}) + \mathcal{O}(s_{13}^2 \epsilon_{13}^2, s_{13}^4 \epsilon_{13}), \quad (18)$$

where

$$\epsilon_{13} \equiv \frac{2V_e(n_e^0) E}{\Delta m_{31}^2}. \quad (19)$$

The correction in (18) can be as large as 12%.

Nature has selected the simplest (adiabatic) solution of the solar neutrino problem. If the adiabaticity is broken, the probability would acquire an additional term [29, 30]

$$\Delta P_{ee} \approx -P_{12} c_{13}^2 c_{13}^{m2} \cos 2\theta_{12}^m \cos 2\theta_{12}, \quad (20)$$

where P_{12} is the probability of transition between the eigenstates during propagation [29, 30]. If initial density is above the resonance one, so that $\cos 2\theta_{12}^m < 0$, the correction is positive, which means that adiabaticity violation weakens suppression of the original ν_e -flux.

Corrections to the leading-order adiabatic approximation (adiabaticity violation effect) equal

$$\frac{\Delta P_{ee}}{P_{ee}} \approx \frac{\gamma^2 \cos 2\theta_{12}}{4 \sin^2 \theta_{12}},$$

$$\gamma = \frac{4E\dot{\theta}_m}{H_{2m} - H_{1m}}, \quad (21)$$

where γ is the adiabaticity parameter. For $E = 10$ MeV the correction is about 10^{-8} [31], *i.e.*, negligible.

For small mixing the jump probability P_{12} is given by the Landau-Zener formula [30], and the precise formula valid also for large mixing angles has been obtained in [32]. Adiabaticity violation can be realized if, *e.g.*, hypothetical very light sterile neutrino exists, which mixes very weakly with the electron neutrino (see sect. 4.1).

2.4 Oscillations in matter of the Earth

Evolution in the Earth is more complicated than in the Sun [33–35]. Neutrino detectors are situated underground and therefore oscillations in the Earth are present all the times. The oscillation lengths range from 10 km for low-energy pp -neutrinos to about 300 km for high-energy ^8B -neutrinos. For high energies, oscillations in the Earth during the day can be neglected, whereas for low energies the oscillations are present during a part of day, but the effect is very small due to smallness of mixing in matter.

Crossing the Earth surface the neutrino mass eigenstates split into the eigenstates of Hamiltonian in matter of the Earth, ν_{km} ,

$$\nu_j \rightarrow \tilde{U}_{jk}^m \nu_{km}, \quad (22)$$

and start to oscillate. Here \tilde{U}^m is the mixing matrix of the mass states in matter. So, oscillations in the Earth are purely matter effect. Probability to detect the electron neutrino is given by

$$P_{ee} = \sum_j |U_{ej}^m(n_e^0)|^2 P_{je}, \quad (23)$$

where P_{je} are the probabilities of oscillation transitions $\nu_j \rightarrow \nu_e$. During the day $P_{je} \approx |U_{ej}|^2$.

The matter effect of the Earth on the 1-3 mixing is very small, so that $P_{3e} \approx s_{13}^2$. Therefore the unitarity condition, $\sum_j P_{je} = 1$, becomes $P_{1e} + P_{2e} = 1 - s_{13}^2$. With this and the parametrization (12) eq. (23) gives

$$P_{ee} = P_{1e}^E c_{13}^{m2} \cos 2\theta_{12}^m + c_{13}^2 c_{13}^{m2} \sin^2 \theta_{12}^m + s_{13}^2 s_{13}^{m2}. \quad (24)$$

So, the Earth matter effect is described by the single oscillation probability P_{1e}^E . For solar neutrino energies the low-density limit is realized when

$$\epsilon_{12} = 0.035 \left(\frac{E}{10 \text{ MeV}} \right) \ll 1. \quad (25)$$

(Here V_e is taken for the surface density.) In the lowest order in $V_e(x)$ or ϵ_{12} and for arbitrary density profile the

probability equals $P_{1e}^E = c_{13}^2 c_{12}^2 - F_{\text{reg}}$, where the regeneration factor is given by [36, 37]

$$F_{\text{reg}} = \frac{1}{2} c_{13}^4 \sin^2 2\theta_{12} \int_0^L dx V_e(x) \sin \phi_{x \rightarrow L}^m. \quad (26)$$

Here $\phi_{x \rightarrow L}^m$ is the phase acquired from a given point of trajectory x to a detector:

$$\phi_{x \rightarrow L}^m = \int_x^L dy \Delta_{21}^m(y), \quad (27)$$

and the difference of eigenvalues equals

$$\Delta_{21}^m(y) = \frac{\Delta m_{21}^2}{2E} \sqrt{[\cos 2\theta_{12} - c_{13}^2 \epsilon_{12}(y)]^2 + \sin^2 2\theta_{12}}. \quad (28)$$

During the day, when effect of oscillations inside the Earth can be neglected: $P_{1e} = U_{e1}^2 = c_{13}^2 c_{12}^2$. Then according to (24) and (26) the difference of probabilities with and without oscillations in the Earth (the day-night asymmetry) equals

$$P - P_0 = -c_{13}^2 \cos 2\theta_{12}^m F_{\text{reg}}$$

$$= -\frac{1}{2} c_{13}^6 \sin^2 2\theta_{12} \cos 2\theta_{12}^m \int_0^L dx V_e(x) \sin \phi_{x \rightarrow L}^m. \quad (29)$$

It is proportional to c_{13}^6 (see [38, 39]), so that non-zero 1-3 mixing reduces effect by about 7%.

Some insight into the results can be obtained in the constant density approximation:

$$F_{\text{reg}} = \sin^2 2\theta_{12} \left(\frac{c_{13}^4 V_e}{\Delta_{21}^m} \right) \sin^2 \frac{1}{2} \Delta_{21}^m L. \quad (30)$$

Oscillations in the Earth reduce P_{1e}^E . Consequently, for high-energy part of the spectrum with $\cos 2\theta_{12}^m < 0$ the effect is positive, thus leading to regeneration of the ν_e flux, whereas for low energies one has $\cos 2\theta_{12}^m > 0$, and the oscillations in the Earth further suppress the ν_e flux. The regeneration effect approximately linearly increases with the neutrino energy.

Equivalently, the result (29) can be obtained using adiabatic perturbation theory [31]. Next order approximation in ϵ_{21} has been obtained in [40].

Propagation in the Earth can be computed explicitly taking into account that the matter density profile consists of several layers with slowly changing density in which propagation is adiabatic and density jumps at the borders of the layers where adiabaticity is broken maximally. The latter is accounted by matching conditions of no flavor change.

Study of the Earth matter effect provides complete (integrated) check of the solution of the solar neutrino problem, since all the phases of evolution are involved.

The salient feature of this picture is that the third eigenstate essentially decouples from evolution of rest of the system in all the phases. That is, any interference effect of ν_3 or ν_{3m} with two other eigenstates is averaged out at the integration over energy, or equivalently due to separation of the corresponding wave packets.

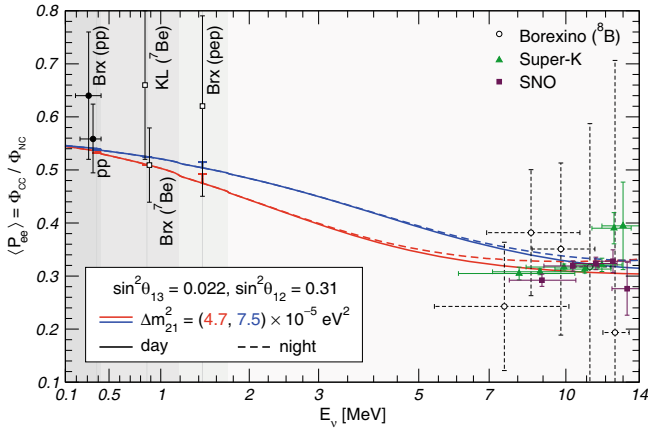


Fig. 1. Dependence of the probabilities P_{ee} integrated over the day and night time periods, for Δm_{21}^2 determined from the global fit of the solar neutrino data only (red) and from the global fit of all oscillation data (blue). Also shown are the results from different experiments. We use abbreviations “Brx” for Borexino and “KL” for KamLAND.

2.5 Averaging and attenuation

Observable effects are determined by the ν_e survival probability integrated over energy with resolution function of a detector, over the kinematic distribution (in the case of ν - e scattering) and over the energy profile of neutrino lines (e.g., the ${}^7\text{Be}$ -neutrino line). This integration leads to the attenuation effect [36] according to which a detector with the energy resolution ΔE cannot “see” remote structures of the density profile for which the distance to the detector is larger than the attenuation length $\lambda_{\text{att}} \sim 1/\Delta E$. In the core due to larger density the oscillations proceed with larger depth. However, this increase is not seen in boron neutrinos due to the attenuation. In contrast, for the ${}^7\text{Be}$ -neutrinos the energy resolution is given by the width of the line and λ_{att} turns out to be bigger than the distance to the core. So, detectors of ${}^7\text{Be}$ -neutrinos can in principle “see” the core.

The probabilities should be averaged over the production region in the Sun. In the first approximation this can be accounted by the effective initial densities $n_e^0 \rightarrow \bar{n}_e^0$ [31].

2.6 Energy profile of the effect

Flavor conversion is described by $P_{ee}(E, t)$ (24) which depends on neutrino energy and time. The time dependence is due to oscillations in the Earth since the effect depends on the zenith angle of trajectory of neutrino. The main dependence on energy is in $\theta_{12}^m(n_0)$, and much weaker one is in $\theta_{13}^m(n_0)$ and P_{1e} .

Figure 1 shows dependence of the probabilities $P_{ee}(E)$ integrated over the day and the night times. At low energies neglecting the ν_e regeneration one has

$$P_{ee} \approx c_{13}^4 (1 - 0.5 \sin^2 2\theta_{12}) - 0.5 c_{13}^6 \cos 2\theta_{12} \sin^2 2\theta_{12} \epsilon_{12}. \quad (31)$$

With decrease of energy: $P_{ee} \rightarrow P_{ee}^{\text{vac}}$. For the best fit value of the 1-2 mass splitting deviations of the probability (31)

from its vacuum values are 6% for the ${}^7\text{Be}$ -neutrinos and 2% for the pp -neutrinos with $E = 0.3$ MeV.

At high energies the matter effect dominates and

$$P_{ee} = c_{13}^4 \sin^2 \theta_{12} + c_{12}^2 F_{\text{reg}} + \frac{1}{4} \cos 2\theta_{12} \sin^2 2\theta_{12} \epsilon_{12}^{-2}. \quad (32)$$

The intermediate energy region between the vacuum- and matter-dominated limits is actually the region where the resonance turn on (turn off). The middle of this region (before averaging) corresponds to the MSW resonance at maximal densities in the Sun. Value of θ_{12} determines sharpness of the transition, that is, the size of transition region. The larger θ_{12} the bigger the size of the region. Integration over the neutrino production region in the Sun smears the transition, thus reducing the sensitivity to θ_{12} .

As follows from fig. 1 almost all experimental points are within 1σ from the prediction. Larger deviations can be seen in the intermediate region.

2.7 Scaling

The conversion probability of solar neutrinos obeys certain scaling which allows to understand various features of the LMA MSW solution as well as effects of new physics. The survival probability averaged over the oscillations on the way to the Earth (related to loss of propagation coherence) is function three dimensionless parameters:

$$P_{ee} = P_{ee}(\epsilon_{12}, \epsilon_{13}, \phi_E). \quad (33)$$

Here

$$\phi_E \approx \frac{\Delta m_{21}^2 L}{2E} \quad (34)$$

is the phase of oscillations in the Earth and ϵ_{12} , ϵ_{13} are defined in eqs. (17), (19) correspondingly.

Several important properties follow immediately:

- 1) The probability is invariant with respect to rescaling

$$\Delta m_{21}^2 \rightarrow b \Delta m_{21}^2, \quad \Delta m_{31}^2 \rightarrow b \Delta m_{31}^2, \quad E \rightarrow bE. \quad (35)$$

- 2) The adiabatic probability does not depend on distance and any spatial scale of the density profile. So, the only dependence on distance is in the phase ϕ_E . If oscillations in the Earth are averaged, then whole the probability, $P_{ee} = P_{ee}(\epsilon_{12}, \epsilon_{13})$, is scale invariant. This happens for practically all values of the zenith angle. In this case P_{ee} is invariant with respect to rescaling

$$\Delta m_{21}^2 \rightarrow a \Delta m_{21}^2, \quad \Delta m_{31}^2 \rightarrow a \Delta m_{31}^2, \quad V_e \rightarrow aV_e. \quad (36)$$

In particular, if $a = -1$, P_{ee} is invariant with respect to change of the signs of mass squared differences and potentials. Since the oscillation probability in the Earth (the regeneration factor) does not change under $\phi_E \rightarrow -\phi_E$, the invariance with respect to simultaneous change of signs of Δm^2 and potential (eq. (36) with $a = -1$) holds also for the non-averaged probability (33).

- 3) If $|\Delta m_{31}^2|$ is kept fixed, the scaling (36) is broken by the 1-3 oscillations.

- 4) The dependence of the probability on ϵ_{13} is weak, and if neglected,

$$P_{ee} \approx P_{ee}(\epsilon_{12}) = P_{ee} \left(\frac{2V_e E}{\Delta m_{21}^2} \right) \quad (37)$$

depends on one combination of the parameters only.

We will use these properties in the following discussion.

3 Determination of the neutrino parameters

The conversion effect of the solar neutrinos depends mainly on $\sin^2 \theta_{12}$ and Δm_{21}^2 . In the approximation $\sin^2 \theta_{13} = 0$ the problem is reduced to 2ν problem. Due to low neutrino energies the 1-3 mixing, being small in vacuum, is not enhanced substantially in matter. Consequently, corrections to the 2ν approximation are proportional to $\sin^2 \theta_{13}$.

With increase of experimental accuracy dependence of the probability on the 1-3 mixing becomes visible. It is mainly via dependence of the elements of PMNS matrix U_{e1} and U_{e2} on $\cos^2 \theta_{13}$.

Dependence of the probability on Δm_{31}^2 is via the matter correction to the 1-3 mixing (18). This correction is about 0.3% at 10 MeV, that is, an order of magnitude smaller than correction due to the non-zero 1-3 mixing itself.

Similarly, the sensitivity of solar neutrinos to the 1-3 mass hierarchy (the sign of Δm_{31}^2) is low. According to eq. (18) in the case of inverted mass hierarchy the correction to the $\sin^2 \theta_{13}$ is negative. Consequently, the survival probability increases at high energies by about 0.5% in comparison with the NH case.

Solar neutrinos are insensitive to the 2-3 mixing. The reason is that only the electron neutrinos are produced in the Sun, and ν_μ and ν_τ cannot be distinguished at the detection.

Solar neutrino fluxes do not depend on the CP-violation phase δ [41]. Indeed, in the standard parametrization $|U_{ei}|$ do not contain δ . In matter the propagation can be considered in the propagation basis, ν_{prop} , defined as $\nu_f = U_{23} \Gamma_\delta \nu_{\text{prop}}$, where U_{23} is the matrix of rotation in the (ν_μ, ν_τ) plane and $\Gamma_\delta \equiv \text{diag}(1, 1, e^{i\delta})$. In this basis the CP phase is eliminated from evolution, whereas ν_e is unchanged. As a result, the amplitude of probability, A_{ee} , does not depend on δ .

3.1 The 1-2 mixing and mass splitting

The angle θ_{12} determines the energy dependence of the effect (24) (shape of the energy profile) via θ_{12}^m both in the Sun and the Earth. The oscillation phase is relevant only for oscillations in the Earth for a small range of zenith angles near horizon. Also in the first approximation the dependence of the probability on Δm_{31}^2 can be neglected. Then the whole the picture is determined by Δm_{21}^2 in combination with energy: $\Delta m_{21}^2/E$. This means that with change of Δm_{21}^2 the profile shifts in the energy scale by the same amount without change of its shape. In particular, with decrease of Δm_{21}^2 the same feature of the profile

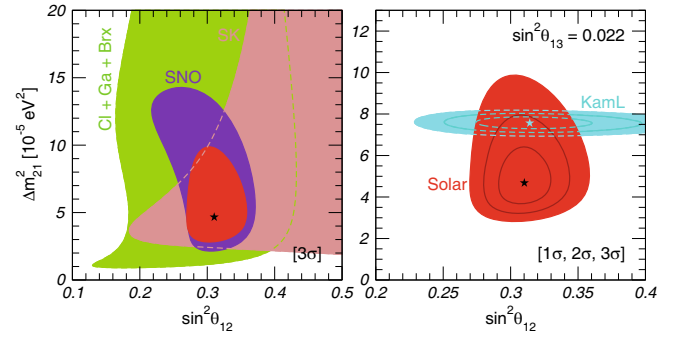


Fig. 2. Allowed regions of θ_{12} and Δm_{21}^2 from the global fit of the solar neutrino data (red) as well as KamLAND (blue), for θ_{13} fixed to the best fit of the reactor experiments. In the left panel shown are also regions restricted by individual experiments.

(*e.g.*, the upturn) will show up at lower energies. Since dependence of the profile on E is weak at large and small energies, it is the position of the transition region with respect to the solar neutrino spectrum that determines Δm_{21}^2 .

Also the ν_e regeneration effect in the Earth depends on Δm_{21}^2 : according to (26) $F_{\text{reg}} \propto 1/\Delta m_{21}^2$.

In fig. 2 we show result of the global fit of the solar neutrino data in the $(\theta_{12}, \Delta m_{21}^2)$ -plane, for θ_{13} fixed to the best-fit value from the reactor experiments. In the left panel we show the regions restricted by individual solar neutrino experiments, whereas in the right panel we compare the solar and KamLAND allowed regions. The preferred value of θ_{12} from the analysis of solar data slightly increases as θ_{13} increases. Compared to the solar neutrino analysis KamLAND gives about 2σ larger Δm_{21}^2 but practically the same value of θ_{12} .

3.2 The 1-2 mass ordering

Solar neutrinos allow to fix the sign of Δm_{21}^2 for the standard value of V_e . The sign determines the resonance channel (neutrino or antineutrino) and the mixing in matter. The facts that due to smallness of the 1-3 mixing the problem is reduced approximately to the 2ν problem and that suppression of signal averaged over the oscillations at high energies is stronger than $1/2$, selects $\Delta m_{21}^2 > 0$. That corresponds to the normal ordering (hierarchy) when the electron flavor is mostly present in the lightest state.

For both signs of Δm_{21}^2 consideration and formulas are the same and the only difference is the value of $\theta_{12}^m(n_e^0)$ in the production point. For high energies when density at production is much bigger than the resonance one $n_e^0 \gg n_e^{\text{res}}(E)$, one has $\cos 2\theta_{12}^m \approx -1$ (+1) for normal (inverted) ordering. Correspondingly, the ratio of probabilities in the NH and IH cases equals $\tan^2 \theta_{12} \approx 1/2$. Thus, for inverted ordering the suppression would weaken with increase of energy.

According to eq. (30) with the change of sign of Δm_{21}^2 the Earth matter effect (regeneration factor) flips the sign.

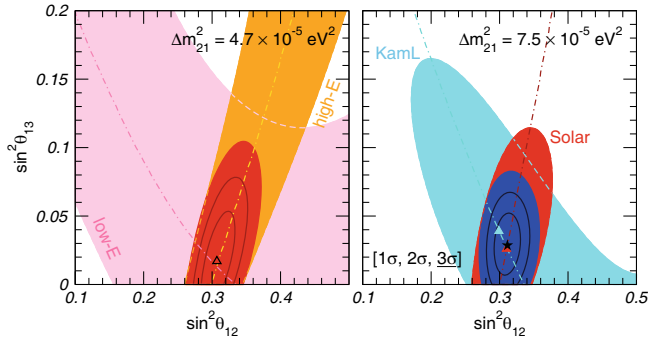


Fig. 3. Allowed regions of mixing angles θ_{12} and θ_{13} from the global fit of the solar neutrino data only (left) and the solar plus KamLAND data (right).

3.3 The 1-3 mixing

If s_{13}^4 terms in the probability (13) are neglected, the dependence on the 1-3 appears as an overall normalization which can be absorbed (at least partially) in uncertainties of neutrino fluxes. In contrast, degeneracy of the 1-2 and 1-3 mixings is absent since $\sin^2 \theta_{12}$ and $\sin^2 \theta_{13}$ enter the probability P_{ee} in different combinations in the vacuum- and matter-dominated energy regions. According to (31) and (32) these combinations are

$$s_{13}^2 \approx \frac{1}{2} - \frac{P^h}{2s_{12}^2}, \quad s_{13}^2 \approx \frac{1}{2} - \frac{P^l}{2 - \sin^2 2\theta_{12}}. \quad (38)$$

The SNO and SK results, on the one hand, and Borexino (${}^7\text{Be}$ -, pp -neutrinos), and to a large extent Ga-Ge results, on the other, depend on different combinations of angles θ_{12} and θ_{13} . Figure 3 shows the allowed region in the plane $\sin^2 \theta_{12}$ - $\sin^2 \theta_{13}$. The left panel illustrates how the low- and high-energy data restrict the allowed region. Also shown is the result of global fit of all solar neutrino data which gives smaller Δm_{21}^2 and the best-fit value $\sin^2 \theta_{13} = 0.017$. The latter coincides with the earlier result in ref. [28].

Instead of low-energy solar neutrino data one can use the KamLAND antineutrino result (vacuum oscillations with small matter corrections). Result of the combined fit of the solar and KamLAND data in assumption of the CPT invariance is shown in fig. 3 (right). KamLAND data shift the 1-3 mixing to bigger value: $\sin^2 \theta_{13} = 0.028$. The present solar neutrino accuracy on θ_{13} is much worse than the one from the reactor experiments, but it can be substantially improved in future by SNO+, JUNO, Hyper-Kamiokande.

3.4 Tests of theory of neutrino oscillations and conversion

3.4.1 Determination of the matter potential

As discussed in the previous sections, the MSW effect plays central role in the solution of the solar neutrino problem. It is therefore important to experimentally verify all the aspects of this effect, and in particular, value of matter

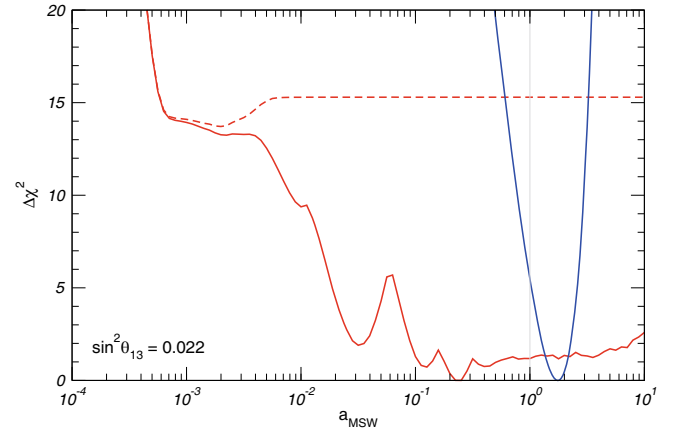


Fig. 4. Determination of the matter potential from the solar (red) and solar+KamLAND (blue) neutrino data, as a function of the scaling parameter a_{MSW} . We fix $\sin^2 \theta_{13} = 0.022$ and $\Delta m_{31}^2 \rightarrow \infty$, and marginalize over Δm_{21}^2 and θ_{12} . The dashed red line is obtained neglecting the Earth matter effect.

potential. To this end, we follow the approach of ref. [42] and allow for an overall rescaling of the matter potential:

$$V_e \rightarrow a_{\text{MSW}} V_e. \quad (39)$$

Note that such a modification of the matter term can be regarded as a special case of non-standard neutrino interactions [43], which we will describe in detail in sect. 4.2.

In order to determine the preferred value and allowed range of a_{MSW} , we perform a fit of the solar neutrino data only (fig. 4, red line) and a combined fit of the solar and KamLAND neutrino data (blue line). We fix for simplicity $\sin^2 \theta_{13} = 0.022$ but allow θ_{12} and Δm_{21}^2 to vary freely. We find $0.84 \leq a_{\text{MSW}} \leq 3.08$ at the 3σ level (see fig. 4, blue line), with best-fit value $a_{\text{MSW}} = 1.66$. The standard value $a_{\text{MSW}} = 1$ is well within the allowed region, although slightly disfavored by the data ($\Delta\chi^2 = 5$). As we will see in sect. 4.2, this is related to the tension between solar and KamLAND data in the determination of Δm_{21}^2 , which can be alleviated by a non-standard matter potential.

Inclusion of the KamLAND data is essential for determination of a_{MSW} . Indeed, as long as scaling (37) is realized (P_{ee} depends only on the combination $V_e/\Delta m_{21}^2$), a rescaling of the matter potential V_e can be compensated by the same rescaling of Δm_{21}^2 . This is clearly reflected by the dashed red line in fig. 4, for which the Earth matter effect has been “switched off”.

According to fig. 4, scaling (37) is broken in the range $3 \times 10^{-3} \lesssim a_{\text{MSW}} \lesssim 0.3$ by the effect of non-averaged oscillations in the Earth, which for small Δm_{21}^2 depend on L . This is seen as wiggles of the red solid line. Violation of scaling at $a_{\text{MSW}} \lesssim 5 \times 10^{-3}$ corresponds to the breaking of adiabaticity in the Sun, so that formula for P_{ee} becomes invalid. In this range $l_\nu > 0.1 R_{\text{sun}}$. The sharp increase of $\Delta\chi^2$ at $a_{\text{MSW}} \sim 5 \times 10^{-4}$ (very small Δm_{21}^2) occurs when $l_\nu \sim R_{\text{sun}}$.

Thus, the solar neutrinos alone give only the lower bound $a_{\text{MSW}} > 5 \times 10^{-3}$, and cannot fix V_e and Δm_{21}^2 .

The precise matter-independent determination of Δm_{21}^2 provided by KamLAND fixes the issue.

According to fig. 4 at $a_{\text{MSW}} \sim 1$ the Earth matter effect reduces χ^2 by $\Delta\chi^2 \sim 14$, *i.e.*, the effect is seen at about 4σ , when all the data (in particular, SNO) are included.

3.4.2 Oscillation phase

Results of global analysis of the solar neutrino data can be compared with results from non-solar experiments which have different environment, type of neutrino, energy, etc. This comparison provides important possibility to test the theory of oscillations and to search for new physics.

As an example, suppose that for some geometrical reasons, non-locality, etc., the phase in the oscillation formula differs from the standard one by a factor ξ :

$$\phi \rightarrow \xi\phi \quad (40)$$

as it was advocated in some publications previously. This means that Δm_{21}^2 extracted from the corresponding measurements would be different by a factor $1/\xi$. If the factor ξ does not appear in the Hamiltonian, one can establish existence of $\xi \neq 1$ using Δm_{21}^2 from the adiabatic conversion result which does not depend on the phase. The fact that Δm_{21}^2 obtained from solar neutrino data and KamLAND are close to each other allows to restrict ξ .

Comparing results from KamLAND measurement and solar neutrino experiments one can search for effects of CPT-violation, presence of non-standard interactions, etc.

3.5 Status of the LMA MSW. Open issues

LMA MSW gives good description of all existing solar neutrino data with their present accuracy and no statistically significant deviation are found. The LMA solution reproduces all the observed features including the directly measured pp -neutrino flux [44], as well as the Day-night asymmetry: (2–4)% for the boron neutrinos [45] and the value consistent with zero for ${}^7\text{Be}$ -neutrinos [46]. Pulls of different measurements with respect to predictions for the best-fit values of oscillation parameters extracted from the solar neutrino data can be seen in fig. 1. There is certain redundancy of measurements from different experiments which provides consistency checks of the results.

Realization of the KamLAND experiment [47] was motivated by the solar neutrinos studies, namely by a possibility to test the LMA solution. Although historically by measuring Δm_{21}^2 KamLAND has uniquely selected the LMA solution, now the solar neutrino experiments alone can do this due to new measurements by Borexino, which validated the solution at low energies, and due to higher accuracy of other results.

There are a few open issues which motivate further detailed studies. Three following facts are most probably related:

1) The ‘‘upturn’’ of the spectrum (the ratio of the measured spectrum to the SSM one) towards low energies is not observed. According to the LMA solution the suppression should weaken with decrease of energy is

not observed (see fig. 1). The increase should be for all energies (if oscillations in the Earth are not included) but the strongest change is expected in the range (2–6) MeV. With oscillations in the Earth also the upturn towards high energies is expected. No one experiment has showed the upturn. The SNO experimental points even turn down at low energies.

- 2) For the best fit values from the global solar neutrino fit, one expects the D-N asymmetry $A_{\text{DN}} \equiv 2(N - D)/(N + D) = 2.8\%$. For values of Δm_{21}^2 from global fit of all oscillation data (dominated by KamLAND) the asymmetry equals $A_{\text{DN}} = 1.8\%$. Super-Kamiokande gives larger value: $A_{\text{DN}} = (3.2 \pm 1.1 \pm 0.5)\%$ [45], and even larger asymmetry, 4.2%, has been obtained from separate day and night measurements. This can be simply statistical fluctuation. Especially in view of the observed energy and zenith angle dependencies of the asymmetry.
- 3) The 1-2 mass splitting extracted from the global fit of the solar neutrino data $\Delta m_{21}^2 = (4.7_{-1.1}^{+1.6}) \times 10^{-5} \text{ eV}^2$ is about 2σ smaller than the value measured by KamLAND (antineutrino channel) as well as the global fit value of all oscillation data [48] $\Delta m_{21}^2 = (7.50_{-0.17}^{+0.19}) \times 10^{-5} \text{ eV}^2$. Notice that the bump in the spectrum of reactor antineutrinos at (4–6) MeV uncovered recently [49, 50] leads to a decrease of Δm_{21}^2 extracted from KamLAND data by about $0.1 \times 10^{-5} \text{ eV}^2$, and therefore to an insignificant reduction of the disagreement [51]¹. With the decrease of Δm_{21}^2 the upturn and regeneration peak shift to lower energies, which leads to weaker distortion of the spectrum at low energies and larger D-N asymmetry.
- 4) The value of potential extracted from the solar neutrino data is larger by a factor 1.6 than the standard potential. This is directly related to difference of Δm_{21}^2 extracted from the solar and KamLAND data (sect. 3.4).

Solar neutrino studies motivated calibration experiments with radiative sources. The latter led to gallium anomaly —about 2σ deficit of signal which implies new physics unrelated to the solar neutrinos (and has value by itself). Impact of the Gallium calibration on results of solar neutrino experiments is not strong if it is related to cross-section uncertainties in the energy range of calibration sources.

3.6 Theoretical and phenomenological implications

Measured oscillation parameters have important implications for fundamental theory, though there is no unique interpretation. The observed 1-2 mixing is large but not maximal. The deviation of the measured value $\sin^2 \theta_{12} = 0.304_{-0.012}^{+0.013}$ is about 15σ below $\sin^2 \theta_{12} = 0.5$ and it is substantially larger than $\sin^2 \theta_C = 0.050$. The value of $\sin^2 \theta_{12}$

¹ This shift in Δm_{21}^2 has been obtained by fitting the 2013 KamLAND data presented in [52] with a reactor antineutrino spectrum modified according to the RENO near-detector measurement shown in fig. 6 of ref. [49], and is in good agreement with the result reported recently in [53].

is between $\sin^2(\pi/4 - \theta_C) = 0.281$ and $\sin^2 \theta_{12} = 1/3$, where the first number corresponds to the Quark Lepton Complementarity (QLC) [54] and the second one to the Tri-bimaximal (TBM) mixing [55]. In turn, QLC implies a kind of quark-lepton unification (symmetry), and probably, the Grand Unification (GU). TBM indicates toward geometric origins of mixing and certain flavor symmetry which is realized in the residual symmetries approach [56–58].

Measured value of Δm_{21}^2 gives the lower bound on the mass $m_2 \geq \sqrt{\Delta m_{21}^2} = 0.007 \text{ eV}$. Comparing Δm_{21}^2 with Δm_{31}^2 one finds that neutrinos have the weakest mass hierarchy (if any) among all other leptons and quarks in the case of normal mass ordering: $m_2/m_3 \geq \sqrt{\Delta m_{21}^2/\Delta m_{31}^2} = 0.18$. In the case of inverted mass hierarchy Δm_{21}^2 determines degeneracy of two heavy mass states $\Delta m/m_2 \geq \Delta m_{21}^2/2\Delta m_{31}^2 = 1.5 \times 10^{-2}$, which implies certain flavor symmetry. If neutrinos are Majorana particles, their masses fix the effective scale of new physics responsible for the neutrino mass generation. For the $D = 5$ Weinberg operator generating such a mass, we obtain the value new physics scale $\Lambda = v_{\text{EW}}^2/\sqrt{\Delta m_{21}^2} \sim 10^{16} \text{ GeV}$ which coincides essentially with the GU scale.

There is a number of phenomenological consequences of the solar neutrino results:

- 1) Supernova (SN) neutrinos: in outer regions of a collapsing star the MSW conversion produces significant flavor changes of fluxes. The conversion occurs in the adiabatic regime. Due to the 1-2 mass splitting and mixing the SN neutrinos oscillate in the matter of the Earth leading to the observable effects (see, *e.g.*, ref. [59]).
- 2) The Early Universe: equilibration of the lepton asymmetries in different flavors occurs due to oscillations with large mixings [60, 61].
- 3) Neutrinoless double beta decay: contribution from the second mass state to the effective Majorana mass of the electron neutrino gives the dominant contribution in the case of normal mass hierarchy: $m_{ee}^{(2)} \approx \sin^2 \theta_{12} \sqrt{\Delta m_{21}^2} = (2-3) \text{ meV}$. In the case of inverted hierarchy $m_{ee} \approx m_{ee}^{(1,2)} \propto c_{13}^2 |\cos^2 \theta_{12} + \sin^2 \theta_{12} e^{i\phi}|$, and numerically $m_{ee}^{(1,2)} \approx (18-50) \text{ meV}$ depending on value of the Majorana phase ϕ .
- 4) CP-violation effects are proportional to $\sin 2\theta_{12}$, and Δm_{21}^2 determines the L/E scale for oscillation experiments which are sensitive to the CP phase.

4 Solar neutrinos and physics beyond the 3ν framework

Apart from masses and mixing a number of non-standard neutrino properties have been considered which lead to new effects in propagation of neutrinos, and consequently, to suppression of the solar ν_e flux. After establishing the LMA MSW solution, these effects can show up as sub-leading effects. Their searches in solar neutrinos allow to put bounds on standard neutrino properties.

As far as propagation is concerned, effects of new physics can be described by adding new terms, H_{NP} , to the Hamiltonian in eq. (1): $H \rightarrow H_{\text{LMA}} + H_{\text{NP}}$. In the following sections we will use the approximation of the third mass dominance, $\Delta m_{31}^2 \rightarrow \infty$ or decoupling of ν_3 , according to which the evolution of 3 neutrinos (in certain basis) is reduced to the evolution of a 2ν system described by an effective Hamiltonian $H^{(2)} = H_{\text{LMA}}^{(2)} + H_{\text{NP}}^{(2)}$ with

$$H_{\text{LMA}}^{(2)} = \frac{\Delta m_{21}^2}{4E} \begin{pmatrix} -\cos 2\theta_{12} & \sin 2\theta_{12} \\ \sin 2\theta_{12} & \cos 2\theta_{12} \end{pmatrix} + \sqrt{2} G_F n_e \begin{pmatrix} c_{13}^2 & 0 \\ 0 & 0 \end{pmatrix}. \quad (41)$$

In addition, new physics can affect production and interactions of neutrinos, which we will discuss separately for each specific case.

4.1 Sterile neutrinos

Sterile neutrinos, singlets of the standard model symmetry group, can manifest themselves through mixing with ordinary neutrinos, with non-trivial implications for the oscillation patterns. The most general neutrino mass matrix which generates such a mixing with n sterile neutrinos has in the basis $\nu_f = (\nu_e, \nu_\mu, \nu_\tau, \nu_{s1}, \dots, \nu_{sn})^T$ a form

$$\mathcal{M}_\nu = \begin{pmatrix} 0 & m_D \\ m_D^T & m_N \end{pmatrix}, \quad (42)$$

where m_D is a generic $3 \times n$ matrix and m_N is a $n \times n$ symmetric matrix. Then the Hamiltonian in vacuum equals $H_0 = \mathcal{M}_\nu \mathcal{M}_\nu^\dagger / 2E$. The diagonal matrix of the matter potentials appearing in (1) is now $V = \text{diag}(V_e + V_n, V_n, V_n, 0, \dots, 0)$ with $V_n = -(1/\sqrt{2}) G_F n_n$ and n_n being the number density of neutrons.

From a phenomenological point of view, three different regimes can be identified, depending on whether the mass-squared splitting involving the sterile neutrinos, Δm_{as}^2 , is much smaller, comparable, or much larger than Δm_{21}^2 .

4.1.1 $\Delta m_{\text{as}}^2 \ll \Delta m_{21}^2$: quasi-Dirac case

This was realized in the ‘‘Just-so’’ solution of the solar neutrino problem. For very small Majorana masses, $|m_N| \ll |m_D|$, the eigenvalues of eq. (42) form pairs of almost degenerate states. This situation is referred to as ‘‘quasi-Dirac’’ limit. The presence of extra mass-squared splittings can distort the neutrino oscillation patterns, and due to very big baseline (the Sun-Earth distance) the solar neutrino experiments have high sensitivity to *small* values of $|m_N|$. For $\Delta m_{\text{as}}^2 < 10^{-9} \text{ eV}^2$ the evolution inside the Sun is practically unaffected by the presence of the sterile neutrinos (the oscillations into sterile neutrinos are suppressed in matter), and the main effect is due to vacuum oscillations $\nu_a \rightarrow \nu_s$ on the way from the Sun to the Earth.

In order not to spoil the accurate description of solar oscillations data the Majorana mass should satisfy the upper bound $|m_N| \lesssim 10^{-9} \text{ eV}$ (normal ordering) or

$|m_N| \lesssim 10^{-10}$ eV (inverted ordering) [62, 63]. The bound corresponds to the maximal active sterile mixing and $\Delta m_{\text{as}}^2 \approx 2m_D m_N = (10^{-11} - 10^{-9})$ eV².

4.1.2 $\Delta m_{\text{as}}^2 \lesssim \Delta m_{21}^2$

Originally, this possibility has been motivated by relatively low Ar production rate in the Homestake experiment and absence of spectral upturn [64, 65]. An extra sterile state has been added to the three active ones, $\nu_f = (\nu_s, \nu_e, \nu_\mu, \nu_\tau)^T$, and correspondingly, new mass state ν_0 : $\nu_m = (\nu_0, \nu_1, \nu_2, \nu_3)^T$. The 4×4 mixing matrix is parametrized as $U = U_{\text{PMNS}} U_{01}(\alpha)$ [64]. The value of new mixing angle is assumed to be very small: $\sin^2 2\alpha \sim 10^{-3}$ and the new mass splitting equals $\Delta m_{01}^2 \sim 0.2 \Delta m_{21}^2$ eV². The diagonal matrix of the matter potentials in the flavor basis is $V = \text{diag}(0, V_e + V_n, V_n, V_n)$.

In such a model, the neutrinos propagating inside the Sun encounter *two* resonances: one is associated with the 1-2 mass splitting, as in the standard case, and another one with the 0-1 mass splitting. With parameters α and Δm_{01}^2 defined above the new resonance modifies the survival probability leading to the dip at the intermediate energies, $E \sim 3$ MeV, thus suppressing the upturn (see fig. 5). This alleviates the tension between solar and KamLAND data.

4.1.3 $\Delta m_{\text{as}}^2 \gg \Delta m_{21}^2$

In this limit (see refs. [66, 67] for latest discussions) all the Δm_{ij}^2 other than Δm_{21}^2 can be assumed to be infinite, and in certain propagation basis the neutrino evolution is described by the sum of $H_{\text{LMA}}^{(2)}$ in eq. (41) and

$$H_{\text{NP}}^{(2)} = \sqrt{2} G_F \frac{n_n}{4} \begin{pmatrix} -\xi_D & \xi_N e^{-i\delta_{12}} \\ \xi_N e^{i\delta_{12}} & \xi_D \end{pmatrix}, \quad (43)$$

where ξ_D, ξ_N are combinations of the mixing matrix elements $U_{\alpha i}$ (explicit expressions can be found in appendix C of ref. [67]).

The new physics term (43) proportional to V_n , is induced by the decoupling of heavy neutrino states. In general, the matter term (43) and the usual one with V_e do not commute with each other as well as with the vacuum term. The phase δ_{12} appearing in $H_{\text{NP}}^{(2)}$ originates from the phases of the general $(3+n)$ mixing matrix, and it cannot be eliminated by a redefinition of the fields. This phase does not produce CP-violation asymmetry but affects neutrino propagation in matter.

The relevant conversion probabilities can be written as

$$\begin{aligned} P_{ee} &= \tilde{C}_e - \eta_e^2 P_{\text{osc}}^{(2)}, \\ P_{ae} &= \tilde{C}_a - \eta_e \left(\xi_D P_{\text{osc}}^{(2)} + \xi_N P_{\text{int}}^{(2)} \right), \end{aligned} \quad (44)$$

where $P_{\text{osc}}^{(2)} \equiv |S_{21}^{(2)}|^2$ and $P_{\text{int}}^{(2)} \equiv \text{Re}(S_{11}^{(2)} S_{21}^{(2)*})$ and the matrix $S^{(2)}$ is the solution of the evolution equation with

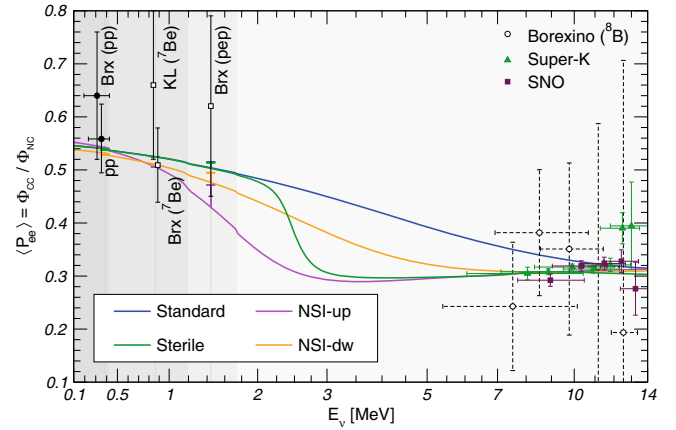


Fig. 5. Impact of new physics on solar neutrino survival probability. We fix $\sin^2 \theta_{13} = 0.022$. We plot standard oscillations ($\sin^2 \theta_{12} = 0.31$, $\Delta m_{21}^2 = 7.5 \times 10^{-5}$ eV²), one extra sterile neutrino ($\sin^2 \theta_{12} = 0.31$, $\Delta m_{21}^2 = 7.5 \times 10^{-5}$ eV², $\sin^2 2\alpha = 0.005$, $\Delta m_{01}^2 = 1.2 \times 10^{-5}$ eV²) and non-standard interactions with up-type ($\sin^2 \theta_{12} = 0.30$, $\Delta m_{21}^2 = 7.25 \times 10^{-5}$ eV², $\varepsilon_D^u = -0.22$, $\varepsilon_N^u = -0.30$) and down-type ($\sin^2 \theta_{12} = 0.32$, $\Delta m_{21}^2 = 7.35 \times 10^{-5}$ eV², $\varepsilon_D^d = -0.12$, $\varepsilon_N^d = -0.16$) quarks. See text for details. We use abbreviations “Brx” for Borexino and “KL” for KamLAND.

the effective Hamiltonian $H^{(2)}$. The coefficients \tilde{C}_e, \tilde{C}_a , and η_e are functions of $U_{\alpha i}$ [67]. The formulas (44) are valid for any number of sterile neutrinos. Sterile neutrinos affect the oscillation probabilities in two different ways:

- 1) the mixing of ν_e with the “heavy” states leads to a suppression of the energy-dependent part of the conversion probabilities, in analogy with θ_{13} effects in the standard case;
- 2) the mixing of the sterile states with $\nu_{1,2}$ leads to overall disappearance of active neutrinos, so that $P_{ee} + P_{\mu e} + P_{\tau e} \neq 1$.

Phenomenologically, the most relevant effect is the second one, since the precise NC measurement performed by SNO confirms that the total flux of active neutrinos from the Sun is compatible with the expectations of the Standard Solar Model. Hence the fraction of sterile neutrinos which can be produced in solar neutrino oscillations is limited by the precision of the solar flux predictions, in particular of the Boron flux. An updated fit of the solar and KamLAND data in the context of $(3+1)$ oscillations, with the simplifying assumption $U_{e3} = U_{e4} = 0$, yields $|U_{s1}|^2 + |U_{s2}|^2 < 0.1$ at the 95% CL.

Concerning the first effect, the mixing of ν_e with “heavy” eigenstates has similar implications as in the standard case except that now there are “more” heavy states. This allows to put a bound on η_e which is very similar to the one on $|U_{e3}|^2$ in 3ν one, but instead of being interpreted as a bound on $|U_{e3}|^2$ it becomes a bound on the sum $\sum_{i \geq 3} |U_{ei}|^2$. For example, for $(3+1)$ models a bound $|U_{e3}|^2 + |U_{e4}|^2 < 0.077$ at 95% CL can be derived from the analysis of solar and KamLAND data, as shown in ref. [67]. Additional bounds have been obtained by Borexino [68].

4.2 Non-standard interactions

In the presence of physics Beyond the Standard Model, new interactions may arise between neutrinos and matter. They can lead to effective four-fermion operators of the form

$$\mathcal{L}_{\text{NSI}} = -2\sqrt{2}G_F \varepsilon_{\alpha\beta}^{fP} (\bar{\nu}_\alpha \gamma^\mu \nu_\beta) (\bar{f} \gamma_\mu P f), \quad (45)$$

where f denotes a charged fermion, $P \in \{L, R\}$ are the left and right projection operators and $\varepsilon_{\alpha\beta}^{fP}$ parametrize the strength of the non-standard interactions.

The non-standard interactions (NSI) were introduced to obtain oscillations [8, 9] or MSW conversion [15, 16] without neutrino masses. NSI could provide an alternative solution of the solar neutrino problem. They can modify the LMA MSW solution, and inversely, be restricted by solar neutrinos [69–73].

NSI affect neutrino propagation: the matter term, V , in the evolution equation (1) includes an extra contribution from NSI

$$V_{\alpha\beta} = V_e \delta_{\alpha e} \delta_{\beta e} + \sqrt{2}G_F \sum_f n_f \varepsilon_{\alpha\beta}^f, \quad (46)$$

where $\varepsilon_{\alpha\beta}^f = \varepsilon_{\alpha\beta}^{fL} + \varepsilon_{\alpha\beta}^{fR}$. Hermiticity requires that $\varepsilon_{\beta\alpha}^f = \varepsilon_{\alpha\beta}^{f*}$, so that the diagonal entries $\varepsilon_{\alpha\alpha}^f$ must be real. The new physics part of the Hamiltonian equals

$$H_{\text{NP}}^{(2)} = \sqrt{2}G_F \sum_f n_f \begin{pmatrix} -\varepsilon_D^f & \varepsilon_N^f \\ \varepsilon_N^{f*} & \varepsilon_D^f \end{pmatrix}, \quad (47)$$

where ε_D^f and ε_N^f are linear combinations of the original parameters, $\varepsilon_{\alpha\beta}^f$, and their explicit expressions can be found in ref. [43].

Neglecting the matter effect on the 1-3 mixing one obtains that the ν_e probability P_{ee} can be written as $P_{ee} = c_{13}^4 P_{\text{surv}}^{(2)} + s_{13}^4$, where $P_{\text{surv}}^{(2)} \equiv |S_{11}^{(2)}|^2$ should be calculated using the Hamiltonian $H^{(2)}$.

In the specific case of NSI with *electrons* ($f = e$) both the standard and the non-standard (eq. (47)) terms scale with the same matter density profile n_e . This implies that large enough positive value of ε_D^e can “flip the sign” of the matter term, so that the resonance will be realized for the inverted 1-2 hierarchy, $\Delta m_{21}^2 < 0$, in contrast to the usual case. There is therefore an unresolvable degeneracy between the sign of Δm_{21}^2 and that of the matter potential: only their *relative* sign can be determined by oscillation experiments. For NSI with up-quarks ($f = u$) or down-quarks ($f = d$) this ambiguity is only approximate, however present data are unable to resolve it. As a consequence, in the presence of NSI the sign of Δm_{21}^2 can no longer be determined uniquely.

With new interactions the evolution inside the Sun is still adiabatic, and so the results are determined by the mixing at the production point. The latter is affected by NSI, and now also the off-diagonal elements of the Hamiltonian depend on matter potential. This means that at

large values of the potential mixing is not suppressed: in asymptotics, $E \rightarrow \infty$, one has

$$\cos 2\theta_m \approx \frac{c_{13}^2 - 2r_f \varepsilon_D^f}{\sqrt{(2r_f \varepsilon_D^f - c_{13}^2)^2 + (2r_f \varepsilon_N^f)^2}}, \quad (48)$$

where $r_f \equiv n_f/n_e$. According to eq. (48), $\cos 2\theta_m > -1$, and therefore suppression at high energies for the same vacuum mixing is always weaker than without NSI. The mixing at the exit from the Sun coincides with the vacuum mixing. In the limit of very low energies P_{ee} approaches the vacuum value as in the standard case. The strongest modification appears in the intermediate energy region. In general, the probability is given by (13) with

$$\cos 2\theta_m \approx -\frac{A}{\sqrt{A^2 + (2r_f \varepsilon_N^f + \sin 2\theta_{12} \varepsilon_{12}^{-1})^2}}, \quad (49)$$

where $A \equiv -\cos 2\theta_{12} \varepsilon_{12}^{-1} + c_{13}^2 - 2r_f \varepsilon_D^f$. The absolute minimum is achieved when the second term in denominator of (49) is zero, *i.e.*

$$\varepsilon_N^f = -\frac{\sin 2\theta_{12}}{2r_f \varepsilon_{12}}. \quad (50)$$

This corresponds to zero the off-diagonal elements of Hamiltonian (47). For $E = 3 \text{ MeV}$ we obtain $\varepsilon_N^f = -0.3$.

In fig. 5 we plot the P_{ee} survival probability for non-standard interactions with up-quarks and down-quarks. As can be seen, the presence of NSI allows to considerably flatten the spectrum above 3 MeV, in analogy with the similar effect produced by light sterile neutrinos. Moreover, NSI can also generate large day-night asymmetries: (4–5)% at 10 MeV for both cases, $f = u$ and $f = d$. The flattening and larger asymmetry remove the tension with KamLAND data.

The NSI and sterile neutrino cases can be distinguished by the slower increase of the NSI probability as the energy decreases. The sharp increase for the sterile case is related to small ν_e - ν_s mixing (narrow resonance). The two possibilities can be distinguished, *e.g.*, by precise measurements of the *pep* neutrino flux and well as the day-night asymmetry at high energies.

The NSI provide a very good fit to solar neutrino data, even in the limit of $\Delta m_{21}^2 = 0$. This is mainly due to the lack of experimental data below 5 MeV, where the transition between the MSW and the vacuum-dominated regime takes place. It is therefore not possible to obtain a precise determination of *both* vacuum oscillation *and* non-standard interaction parameters using only solar data. On the other hand, KamLAND measurement of Δm_{21}^2 , being only marginally affected by matter effects, is rather stable under the presence of NSI. A combined fit of both solar and KamLAND data is therefore able to constraint both sets of parameters with good accuracy. In fig. 6 we show the results of such a combined fit for NSI with $f = u$ (left) and $f = d$ (right), limited for simplicity to the case of real ε_N^f . The presence in both cases of two disconnected

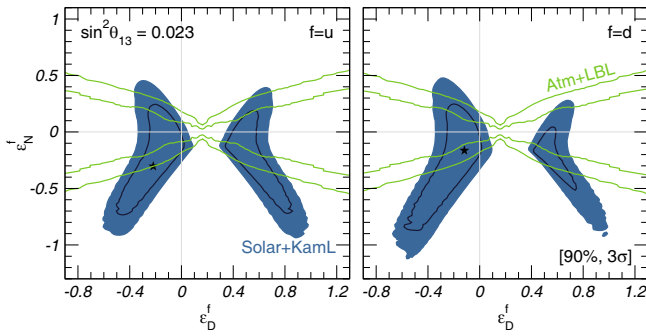


Fig. 6. Allowed regions of parameters of the non-standard neutrino interaction (see text).

regions is related to the ambiguity in the determination of the sign of Δm_{21}^2 discussed above. Namely, the left-side regions include the standard solution $\varepsilon_D^f = \varepsilon_N^f = 0$ $\Delta m_{21}^2 > 0$, the right-side regions (slightly disfavored for $f = d$) correspond to $\Delta m_{21}^2 < 0$.

In fig. 6 the best fit points (stars) for solar+KamLAND are $\varepsilon_D^d = -0.12$ and $\varepsilon_N^d = -0.16$ for NSI with down-type quarks, and $\varepsilon_D^u = -0.22$ and $\varepsilon_N^u = -0.30$ for NSI with up-type quarks. These values are somewhat in tension with the atmospheric and LBL experiments bounds, and probably hard to accommodate within BSM models, although some possibility has been discussed [74]. As shown in ref. [43], atmospheric and long-baseline data are insensitive to ε_D^f but more restrictive for ε_N^f , and can therefore provide complementary information.

In addition to propagation effects, the presence of NSI can also affect the neutrino cross-sections relevant for neutrino detection. For example, in ref. [75] stringent bounds on NSI with electrons were derived from the Borexino data by studying the elastic scattering in the ${}^7\text{Be}$ energy window.

4.3 Large magnetic moments

Electromagnetic interactions of neutrinos are due to neutrino dipole moments (see review [76]). The Dirac neutrino in the Standard Model has a very tiny magnetic moment, $\mu_\nu = 3 \times 10^{-19} (m_\nu/eV) \mu_B$ ref. [77]. Experimental evidence for a larger value of μ_ν would therefore testify the presence of some new physics.

Following the formalism of ref. [78], we describe the interaction of Dirac or Majorana neutrinos with the electromagnetic field in terms of an effective Hamiltonian in the flavor basis:

$$\mathcal{H}_{\text{em}} = \begin{cases} \frac{1}{2} \bar{\nu}_R \lambda \sigma^{\alpha\beta} \nu_L F_{\alpha\beta} + \text{h.c.} & (\text{Dirac}), \\ -\frac{1}{4} \bar{\nu}_L^T C^{-1} \lambda \sigma^{\alpha\beta} \nu_L F_{\alpha\beta} + \text{h.c.} & (\text{Major.}), \end{cases} \quad (51)$$

where C is the charge-conjugation operator and $\nu_{L(R)}^T = (\nu_e, \nu_\mu, \nu_\tau)_{L(R)}$ is the vector of left-handed (right-handed) flavor states. The matrix λ can be decomposed into the

sum of two Hermitian matrices:

$$\lambda = \mu - id, \quad \mu = (\lambda + \lambda^\dagger)/2, \quad d = i(\lambda - \lambda^\dagger)/2. \quad (52)$$

Here μ describes the neutrino magnetic moments, while d the electric dipole moments. The off-diagonal elements of these matrices link together states of opposite helicity and different flavors, and thus correspond to the *transition moments* [79]. For the *Majorana* neutrinos the CPT conservation implies that μ and d are antisymmetric imaginary matrices, so that their diagonal elements vanish and only transition moments are possible.

Bounds on the elements of the matrix λ can be presented in terms of the collective quantity $|\lambda| = \sqrt{\text{Tr}(\lambda^\dagger \lambda)}/2$. For what concerns solar neutrinos, two effects of neutrino electromagnetic properties have been considered: neutrino spin-flavor precession and additional contribution to the neutrino-electron scattering cross-section.

4.3.1 Spin-flavor precession

The evolution of neutrino states under the combined influence of matter effects and strong magnetic fields, can be described by equation [17, 18, 78, 80]:

$$i \frac{d}{dz} \begin{pmatrix} \varphi_- \\ \varphi_+ \end{pmatrix} = \begin{pmatrix} \frac{M^\dagger M}{2E} + V_L & -B_+ \lambda^\dagger \\ -B_- \lambda & \frac{M M^\dagger}{2E} + V_R \end{pmatrix} \begin{pmatrix} \varphi_- \\ \varphi_+ \end{pmatrix}, \quad (53)$$

where φ_+ and φ_- denote the vectors of neutrino flavor states corresponding to positive and negative helicities, respectively. We have assumed that neutrino propagate along the z direction, so that $B_\pm = B_x \pm iB_y$ are the components of the magnetic field perpendicular to the neutrino trajectory. Here $V_L = \text{diag}(V_e + V_n, V_n, V_n)$ is the standard matter potential for neutrino states; for Dirac neutrinos we have $V_R = 0$, while for Majorana neutrinos we have $V_R = -V_L$.

The joint evolution of flavor and spin states induced by the existence of magnetic transition moments leads to the phenomenon of spin-flavor precession [17, 18, 80]. The interplay of such mechanism and standard matter effects could be the source of the observed deficit of solar neutrinos, as long as $10^{-9} \text{ eV}^2 \lesssim \Delta m_{21}^2 \lesssim 10^{-7} \text{ eV}^2$ [81, 82]. However, the evidence for much larger Δm_{21}^2 provided by KamLAND, which is practically insensitive to small neutrino magnetic moment, ruled out this mechanism. Conversely, we can now use the precise determination of the oscillation parameters to set bounds on neutrino electromagnetic properties, by requiring that the accurate description of solar neutrino data is not spoiled by spin-flavor precession effects, and by the fact that no antineutrino coming from the sun is detected. For example, in ref. [83] the bound $|\lambda| \lesssim \text{few} \times 10^{-12} \mu_B$ for $\theta_{13} = 0$ was derived, under the assumption that neutrinos are Majorana particles and that turbulent random magnetic fields exists in the Sun.

As can be seen in eq. (53), in the presence of non-vanishing magnetic moment the evolution of the neutrino system mixes together positive and negative helicities, so that a conversion between them becomes possible. If neutrinos are Majorana particles this implies that neutrinos can convert into anti-neutrinos, which may result in the observation of a flux of anti-neutrinos coming from the Sun. Searches for $\bar{\nu}_e$ signal have been performed by both Borexino [84] and KamLAND [85], so far with negative results.

As shown in ref. [81], the large value of Δm_{21}^2 , as measured by KamLAND, implies that a neutrino magnetic moment below 10^{-11} eV² has practically no effect on the evolution of solar neutrinos, given a characteristic solar magnetic field of the order of 80 kG.

4.3.2 Neutrino-electron cross-section

In the presence of magnetic moments extra term arises in the elastic neutrino-electron cross-section due to photon exchange:

$$\frac{d\sigma_{\text{em}}}{dT} = \frac{\alpha^2 \pi}{m_e^2 \mu_B^2} \left(\frac{1}{T} - \frac{1}{E} \right) \left(\|\lambda \varphi_-^{\text{det}}\|^2 + \|\lambda^\dagger \varphi_+^{\text{det}}\|^2 \right), \quad (54)$$

where E is the neutrino energy, T is the kinetic energy of the recoil electron, and the 3-vectors φ_-^{det} and φ_+^{det} denote the neutrino flavor amplitudes at the detector for negative and positive helicities.

In the case small precession effects in the Sun, the helicity of solar neutrinos is conserved, so that $\varphi_+^{\text{det}} = 0$ and φ_-^{det} can be calculated using the formalism introduced in sect. 2. Following this formalism, in ref. [86] a bound on Majorana transition moments was derived, $|A| \lesssim 6.3 \times 10^{-10} \mu_B$ from the analysis of solar neutrino data alone, and $|A| \lesssim 2.0 \times 10^{-10} \mu_B$ in combination with reactor antineutrino data. Such a bound can be improved by almost an order of magnitude after the inclusion of 3 years of Borexino data.

4.4 Neutrino decay

The existence of neutrino masses and flavour mixing implies that the heavier neutrino states decay into lighter ones, and are therefore unstable [6]. In the Standard Model, the neutrino lifetimes are much longer than the age of the Universe, hence well beyond the reach of present experiments. Observation of neutrino decay would therefore be a signal of New Physics.

In vacuum, the survival probability of an unstable state ν_i is described by an exponential factor $e^{-d_i L/E}$, where E is the neutrino energy, L is the traveled distance, and $d_i = m_i/\tau_i$ is the ratio of the neutrino mass and lifetime. Applying this to solar neutrinos and neglecting decay inside the Sun or across the Earth, we obtain

$$P_{e\alpha} = \sum_i P_{ei}^S P_{i\alpha}^E e^{-d_i L_{SE}/E}, \quad (55)$$

where P_{ei}^S and $P_{i\alpha}^E$ are the $\nu_e \rightarrow \nu_i$ and $\nu_i \rightarrow \nu_\alpha$ probabilities in the Sun and the Earth, respectively (see sects. 2.2

and 2.4). If the decay daughter particles include lighter active neutrinos, they should be accounted for in the calculation of the event rates. Here we follow the approach of refs. [87, 88] and we ignore this possibility, thus assuming that decaying neutrinos simply “disappear”.

Due to the smallness of θ_{13} the impact of a non-zero d_3 on solar neutrino data is very small [87]. Indeed, from a global fit of the solar neutrino data we find that for $\sin^2 \theta_{13} = 0.022$ the values $d_3 \gg 10^{-10}$ eV² (complete ν_3 decay) are disfavored with respect to $d_3 \ll 10^{-13}$ eV² (stable ν_3 state) by $\Delta\chi^2 = 0.55$ only. Hence, no bound can be set on d_3 from the present data. On the other hand, from the same analysis we find $d_1 = m_1/\tau_1 < 1.3 \times 10^{-13}$ eV² and $d_2 = m_2/\tau_2 < 1.2 \times 10^{-12}$ eV² at the 3σ level, in a good agreement with the results of refs. [87, 88]. The global best fit point occurs for $d_i = 0$, and the determination of the θ_{12} range is practically unaffected by the enlargement of the parameter space.

4.5 Violation of fundamental symmetries

Violation of fundamental symmetries (VFS) at the Planck mass scale is expected in theories attempting to unify gravity with quantum physics. Neutrinos, whose masses are generated by some physics close to the GUT/Planck scales, could be most sensitive to this violation. New effects in neutrino propagation may arise due to violations of the equivalence principle [19], neutrino couplings to space-time torsion fields [89], violation of Lorentz invariance [90] and of CPT symmetry [91]. The impact of VFS on neutrino propagation can be accounted by the inclusion of extra terms in the Hamiltonian:

$$H_{\text{NP}}^{(2)} = \frac{1}{2} \sigma^\pm E^n \begin{pmatrix} -\varphi_D & \varphi_N \\ \varphi_N^* & \varphi_D \end{pmatrix}, \quad (56)$$

where n is the energy power scaling, φ_D and φ_N parametrize the strength of the VFS effects, and σ^\pm accounts for a possible relative sign between neutrinos and antineutrinos. We have ($n = 1$, $\sigma^+ = \sigma^-$) in the case of violation of the equivalence principle or violation of Lorentz invariance, ($n = 0$, $\sigma^+ = \sigma^-$) for neutrino couplings to space-time torsion fields, and ($n = 0$, $\sigma^+ = -\sigma^-$) for violation of CPT symmetry. H_{NP} does not involve matter or magnetic fields and therefore relevant also for propagation in *vacuum*.

The oscillation probabilities in the presence of VFS can be derived from the standard ones by just replacing the vacuum mixing and mass-squared splittings with effective quantities defined by diagonalizing the vacuum Hamiltonian. VFS can manifest itself through A) deviation energy dependence of the oscillation length from E^{-1} , and B) non-trivial dependence of the vacuum mixing parameters on the neutrino energy. So spectral information is necessary for searches of VFS.

Concerning solar neutrinos, a bound on the overall strength of VFS, $\|\varphi\| = \sqrt{|\varphi_D|^2 + |\varphi_N|^2}$, can be estimated by requiring that the VFS term of eq. (56) is not larger than the standard one, $\|\varphi\| E^n \lesssim \Delta m_{21}^2/E$. Using $\Delta m_{21}^2 = \mathcal{O}(10^{-5}$ eV²) and assuming a typical energy

$E \approx 10$ MeV (the scale at which spectral information is available from SK and SNO) we obtain $\|\varphi\| \lesssim 10^{-12}$ eV for $n = 0$ and $\|\varphi\| \lesssim 10^{-19}$ for $n = 1$. Such estimations are consistent with results of numerical calculations.

4.6 Other new physics models

Practically any extension of the Standard Model, which leads to non-standard neutrino properties, produces observable effects in the neutrino oscillation pattern. The number of extensions which could be probed by solar neutrinos is therefore huge, and here we briefly mention few cases.

- 1) Mass varying neutrinos were proposed in ref. [92] to provide a theoretical framework for the otherwise unexplained closeness of values of the dark energy and dark matter densities today, even though their ratio varies in time as the third power of the cosmic scale factor. The model proposes that the dark energy and neutrino densities track each other, and that the neutrino mass is not a constant but rather a dynamical quantity arising from the minimization of an effective potential depending solely on the neutrino density itself.

The phenomenological implications of this model for solar neutrinos were discussed in ref. [93], where it was shown that the quality of the data fit is worse than in the standard case. A modification of the original model in which neutrino masses depend also on the density of visible matter was proposed in [94], and it was shown in [95] that such a model is compatible with solar neutrino data.

- 2) The possible existence of other long-range forces beyond the electromagnetic and gravitational ones was first considered in ref. [96]. The phenomenological implications for solar neutrinos of a new leptonic force of this kind was discussed in ref. [97]. It was shown that such scenarios did not provide significant improvement of quality of the fit with respect to the standard LMA solution, and bounds on the strength and range of the new force were derived.
- 3) Non-standard decoherence effects are usually expected to be a possible manifestation of quantum gravity, for example in the presence of a “foamy” space-time fabric. The phenomenological implications of this mechanism for oscillating systems were first discussed in ref. [98]. A concrete analysis applied to solar neutrinos was presented in [99], where it was shown that the existence of non-standard sources of decoherence would induce extra smearing in the neutrino oscillation pattern and could therefore be detected experimentally. A fit to the available data showed no hint for such an effect, and stringent bounds on the new physics parameters were therefore derived.
- 4) The impact of extra dimensions on neutrino physics was first considered in [100, 101]. These models share with sterile neutrino models the idea that extra fermionic singlets may exist, but allow them to propa-

gate into a higher-dimensional spacetime whereas active neutrinos are confined to a (3+1) brane. The applications for solar neutrinos were discussed in [101–104]. The most distinctive property of such models is the presence of an infinite Kaluza-Klein tower of new neutrino eigenstates, which participate in the oscillation process and may therefore produce new MSW resonances.

5 Conclusion and outlook

Solar neutrino studies triggered vast developments in neutrino physics. The solar neutrino problem has been uncovered, and eventually resolved in terms of the neutrino flavor conversion. Theory of neutrino propagation in different media has been elaborated which included the MSW effect (adiabatic flavor conversion), resonance enhancement of oscillations, neutrino spin precession, resonance spin-flavor precession, conversion in the presence of non-standard interactions, etc. Effects of propagation in different density profiles have been explored; among them the non-adiabatic conversion, parametric effects, in particular, parametric enhancement of neutrino oscillations, propagation in stochastic media, multi-layer media, etc.

Solar neutrinos played crucial role in establishing the standard 3ν paradigm with mixing of 3 flavors. They provided determination of the 1-2 mixing and mass splitting, fixed the sign of Δm_{21}^2 , *i.e.*, determined the 1-2 mass hierarchy. They give independent measurements of θ_{13} .

Physics beyond three neutrinos can show up in solar neutrinos as sub-leading effects. The bound have been obtained on NSI, magnetic moments of neutrinos, parameters of hypothetical sterile neutrinos, neutrino decay, Lorentz violation and CPT-violation parameters. Some of these bounds are the best or competitive with bounds obtained from non-solar neutrino experiments. The Sun here appears as a source of neutrinos for various searches.

LMA MSW solution gives consistent description of all the data. The largest pulls are related to flat suppression of the flux at low energies instead of upturn and slightly larger DN asymmetry. Mixing parameters extracted from the solar neutrino data are in agreement with KamLAND results and consistent with the 1-3 mixing measurements at reactors. Although the Δm_{21}^2 determined from solar neutrinos is about 2σ smaller than from KamLAND. The difference is related to the absence of upturn and large D-N asymmetry. This can be just statistical fluctuation or indication of some new physics like contribution from NSI to the matter potential or existence of very light sterile neutrinos.

Measurements of Δm_{21}^2 and θ_{12} have crucial implications for the fundamental theory. They created a new theoretical puzzle —large mixing with deviation from maximal mixing by about the Cabibbo angle.

Two experimental results obtained in 2014: direct measurements of the pp -neutrino flux by Borexino and establishing at about 3σ level the Day-Night effect have accomplished the first phase of studies of solar neutrinos. The next phase is precision (at sub % level) measurements of

neutrino signals. New opportunities are related to SNO+, JUNO, HK:

- a) Accurate measurements of pp -, pep - and ${}^7\text{Be}$ -neutrino fluxes will substantially contribute to global fits of the solar neutrino data and to further checks of the LMA solution.
- b) Detailed studies of the Earth matter effects will be possible using the Hyper-Kamiokande detector with possible applications to the Earth tomography.
- c) In combination with other measurements solar neutrino studies provide a sensitive way to test theory of neutrino oscillations and flavor conversion in matter.
- d) Searches for sub-leading effects will allow to put more stringent bounds on non-standard neutrino properties. In new phase of the field many small-size effects will be accessible and cannot be neglected as before.

Detailed knowledge of solar neutrinos is needed for various low-background experiments, in particular, for searches of the Dark matter and neutrinoless double beta decay. In future the solar neutrino fluxes will be accessible to the Dark Matter detectors [105].

AS would like to thank the Instituto de Fisica Teorica (IFT UAM-CSIC) in Madrid, where this work developed, for its support via the Severo Ochoa Distinguished Visiting Professor position. This work is supported by Spanish MINECO grants FPA2012-31880 and FPA2012-34694, by the Severo Ochoa program SEV-2012-0249 and consolidator-ingenio 2010 grant CSD-2008-0037, and by EU grant FP7 ITN INVISIBLES (Marie Curie Actions PITN-GA-2011-289442).

References

1. B. Pontecorvo, Sov. Phys. JETP **26**, 984 (1968) (Zh. Eksp. Teor. Fiz. **53**, 1717 (1967)).
2. R. Davis, Jr., D.S. Harmer, K.C. Hoffman, Phys. Rev. Lett. **20**, 1205 (1968).
3. Livia Ludova, Eur. Phys. J. A **52**, 82 (2016) contribution to this Topical Issue.
4. A. Cisneros, Astrophys. Space Sci. **10**, 87 (1971).
5. L.B. Okun, M.B. Voloshin, M.I. Vysotsky, Sov. Phys. JETP **64**, 446 (1986) (Zh. Eksp. Teor. Fiz. **91**, 754 (1986)).
6. J.N. Bahcall, N. Cabibbo, A. Yahil, Phys. Rev. Lett. **28**, 316 (1972).
7. Z.G. Berezhiani, M.I. Vysotsky, Phys. Lett. B **199**, 281 (1987).
8. L. Wolfenstein, Phys. Rev. D **17**, 2369 (1978).
9. L. Wolfenstein, Phys. Rev. D **20**, 2634 (1979).
10. L. Wolfenstein, in *Neutrino-78*, Purdue Univ. C 3 (1978).
11. S.P. Mikheyev, A.Yu. Smirnov, Sov. J. Nucl. Phys. **42**, 913 (1985).
12. S.P. Mikheyev, A.Yu. Smirnov, Nuovo Cimento C **9**, 17 (1986).
13. S.P. Mikheev, A.Yu. Smirnov, Sov. Phys. JETP **64**, 4 (1986).
14. S.L. Glashow, L.M. Krauss, Phys. Lett. B **190**, 199 (1987).
15. E. Roulet, Phys. Rev. D **44**, 935 (1991).
16. M.M. Guzzo, A. Masiero, S.T. Petcov, Phys. Lett. B **260**, 154 (1991).
17. C.S. Lim, W.J. Marciano, Phys. Rev. D **37**, 1368 (1988).
18. E.K. Akhmedov, Phys. Lett. B **213**, 64 (1988).
19. M. Gasperini, Phys. Rev. D **38**, 2635 (1988).
20. V.A. Kostelecky, M. Mewes, Phys. Rev. D **69**, 016005 (2004) hep-ph/0309025.
21. KamLAND Collaboration (K. Eguchi *et al.*), Phys. Rev. Lett. **90**, 021802 (2003) hep-ex/0212021.
22. KamLAND Collaboration (T. Araki *et al.*), Phys. Rev. Lett. **94**, 081801 (2005) hep-ex/0406035.
23. KamLAND Collaboration (S. Abe *et al.*), Phys. Rev. Lett. **100**, 221803 (2008) arXiv:0801.4589 [hep-ex].
24. H.A. Bethe, Phys. Rev. Lett. **56**, 1305 (1986).
25. A. Messiah, in *Proceedings of the 6th Moriond Workshop on massive Neutrinos in Astrophysics and Particle Physics, Tignes, Savoie, France January 1986*, edited by O. Fackler, J. Tran Thanh Van (1986) p. 373.
26. K. Kiers, S. Nussinov, N. Weiss, Phys. Rev. D **53**, 537 (1996) hep-ph/9506271.
27. J. Kersten, A.Yu. Smirnov, arXiv:1512.09068 [hep-ph], to be published in Eur. Phys. J. C.
28. S. Goswami, A.Yu. Smirnov, Phys. Rev. D **72**, 053011 (2005) hep-ph/0411359.
29. W.C. Haxton, Phys. Rev. Lett. **57**, 1271 (1986).
30. S.J. Parke, Phys. Rev. Lett. **57**, 1275 (1986).
31. P.C. de Holanda, W. Liao, A.Yu. Smirnov, Nucl. Phys. B **702**, 307 (2004) hep-ph/0404042.
32. S.T. Petcov, Phys. Lett. B **200**, 373 (1988).
33. S.P. Mikheyev, A.Yu. Smirnov, in *Proceedings of the 6th Moriond Workshop on massive Neutrinos in Astrophysics and Particle Physics, Tignes, Savoie, France January 1986*, edited by O. Fackler, J. Tran Thanh Van (1986) p. 355.
34. J. Bouchez, M. Cribier, J. Rich, M. Spiro, D. Vignaud, W. Hampel, Z. Phys. C **32**, 499 (1986).
35. M. Cribier, W. Hampel, J. Rich, D. Vignaud, Phys. Lett. B **182**, 89 (1986).
36. A.N. Ioannian, A.Yu. Smirnov, Phys. Rev. Lett. **93**, 241801 (2004) hep-ph/0404060.
37. E.K. Akhmedov, M.A. Tortola, J.W.F. Valle, JHEP **05**, 057 (2004) hep-ph/0404083.
38. M. Blennow, T. Ohlsson, H. Snellman, Phys. Rev. D **69**, 073006 (2004) hep-ph/0311098.
39. H. Minakata, C. Pena-Garay, Adv. High Energy Phys. **2012**, 349686 (2012) arXiv:1009.4869 [hep-ph].
40. A.N. Ioannian, N.A. Kazarian, A.Yu. Smirnov, D. Wylter, Phys. Rev. D **71**, 033006 (2005) hep-ph/0407138.
41. H. Minakata, S. Watanabe, Phys. Lett. B **468**, 256 (1999) hep-ph/9906530.
42. G.L. Fogli, E. Lisi, A. Marrone, A. Palazzo, Phys. Lett. B **583**, 149 (2004) hep-ph/0309100.
43. M.C. Gonzalez-Garcia, M. Maltoni, JHEP **1309**, 152 (2013) arXiv:1307.3092.
44. BOREXINO Collaboration (G. Bellini *et al.*), Nature **512**, 7515, 383 (2014).
45. Super-Kamiokande Collaboration (A. Renshaw *et al.*), Phys. Rev. Lett. **112**, 9, 091805 (2014) arXiv:1312.5176 [hep-ex].
46. Borexino Collaboration (G. Bellini *et al.*), Phys. Lett. B **707**, 22 (2012) arXiv:1104.2150 [hep-ex].
47. A. Suzuki, Eur. Phys. J. C **74**, 10, 3094 (2014) arXiv:1409.4515 [hep-ex].
48. M.C. Gonzalez-Garcia, M. Maltoni, T. Schwetz, JHEP **11**, 052 (2014) arXiv:1409.5439 [hep-ph].

49. RENO Collaboration (S.H. Seo), AIP Conf. Proc. **1666**, 080002 (2015) arXiv:1410.7987 [hep-ex].
50. Daya Bay Collaboration (L. Zhan), arXiv:1506.01149 [hep-ex].
51. M. Maltoni, A.Yu. Smirnov, in preparation.
52. KamLAND Collaboration (A. Gando *et al.*), Phys. Rev. D **88**, 3, 033001 (2013) arXiv:1303.4667 [hep-ex].
53. F. Capozzi, E. Lisi, A. Marrone, D. Montanino, A. Palazzo, arXiv:1601.07777 [hep-ph].
54. H. Minakata, A.Yu. Smirnov, Phys. Rev. D **70**, 073009 (2004) hep-ph/0405088.
55. P.F. Harrison, D.H. Perkins, W.G. Scott, Phys. Lett. B **530**, 167 (2002) hep-ph/0202074.
56. C.S. Lam, Phys. Rev. D **78**, 073015 (2008) arXiv:0809.1185 [hep-ph].
57. C.S. Lam, Phys. Rev. Lett. **101**, 121602 (2008) arXiv:0804.2622 [hep-ph].
58. W. Grimus, L. Lavoura, P.O. Ludl, J. Phys. G **36**, 115007 (2009) arXiv:0906.2689 [hep-ph].
59. A.S. Dighe, A.Yu. Smirnov, Phys. Rev. D **62**, 033007 (2000) hep-ph/9907423.
60. C. Lunardini, A.Yu. Smirnov, Phys. Rev. D **64**, 073006 (2001) hep-ph/0012056.
61. A.D. Dolgov, S.H. Hansen, S. Pastor, S.T. Petcov, G.G. Raffelt, D.V. Semikoz, Nucl. Phys. B **632**, 363 (2002) hep-ph/0201287.
62. A. de Gouvea, W.C. Huang, J. Jenkins, Phys. Rev. D **80**, 073007 (2009) arXiv:0906.1611 [hep-ph].
63. A. Donini, P. Hernandez, J. Lopez-Pavon, M. Maltoni, JHEP **07**, 105 (2011) arXiv:1106.0064 [hep-ph].
64. P.C. de Holanda, A.Yu. Smirnov, Phys. Rev. D **69**, 113002 (2004) hep-ph/0307266.
65. P.C. de Holanda, A.Yu. Smirnov, Phys. Rev. D **83**, 113011 (2011) arXiv:1012.5627 [hep-ph].
66. A. Palazzo, Phys. Rev. D **83**, 113013 (2011) arXiv:1105.1705 [hep-ph].
67. J. Kopp, P.A.N. Machado, M. Maltoni, T. Schwetz, JHEP **05**, 050 (2013) arXiv:1303.3011 [hep-ph].
68. Borexino Collaboration (G. Bellini *et al.*), Phys. Rev. D **88**, 7, 072010 (2013) arXiv:1311.5347 [hep-ex].
69. A. Friedland, C. Lunardini, C. Pena-Garay, Phys. Lett. B **594**, 347 (2004) hep-ph/0402266.
70. A. Palazzo, J.W.F. Valle, Phys. Rev. D **80**, 091301 (2009) arXiv:0909.1535 [hep-ph].
71. A. Bolanos, O.G. Miranda, A. Palazzo, M.A. Tortola, J.W.F. Valle, Phys. Rev. D **79**, 113012 (2009) arXiv:0812.4417 [hep-ph].
72. O.G. Miranda, M.A. Tortola, J.W.F. Valle, JHEP **10**, 008 (2006) hep-ph/0406280.
73. M.M. Guzzo, P.C. de Holanda, O.L.G. Peres, Phys. Lett. B **591**, 1 (2004) hep-ph/0403134.
74. Y. Farzan, arXiv:1505.06906 [hep-ph].
75. S.K. Agarwalla, F. Lombardi, T. Takeuchi, JHEP **12**, 079 (2012) arXiv:1207.3492 [hep-ph].
76. C. Giunti, A. Studenikin, arXiv:1403.6344 [hep-ph].
77. K. Fujikawa, R. Shrock, Phys. Rev. Lett. **45**, 963 (1980).
78. W. Grimus, T. Schwetz, Nucl. Phys. B **587**, 45 (2000) hep-ph/0006028.
79. J. Schechter, J.W.F. Valle, Phys. Rev. D **24**, 1883 (1981) Phys. Rev. D **25**, 283(E) (1982).
80. H. Minakata, H. Nunokawa, Phys. Rev. Lett. **63**, 121 (1989).
81. O.G. Miranda, C. Pena-Garay, T.I. Rashba, V.B. Semikoz, J.W.F. Valle, Phys. Lett. B **521**, 299 (2001) hep-ph/0108145.
82. E.K. Akhmedov, J. Pulido, Phys. Lett. B **553**, 7 (2003) hep-ph/0209192.
83. O.G. Miranda, T.I. Rashba, A.I. Rez, J.W.F. Valle, Phys. Rev. D **70**, 113002 (2004) hep-ph/0406066.
84. Borexino Collaboration (G. Bellini *et al.*), Phys. Lett. B **696**, 191 (2011) arXiv:1010.0029 [hep-ex].
85. KamLAND Collaboration (K. Eguchi *et al.*), Phys. Rev. Lett. **92**, 071301 (2004) hep-ex/0310047.
86. W. Grimus, M. Maltoni, T. Schwetz, M.A. Tortola, J.W.F. Valle, Nucl. Phys. B **648**, 376 (2003) hep-ph/0208132.
87. J.M. Berryman, A. de Gouvea, D. Hernandez, arXiv:1411.0308 [hep-ph].
88. R. Picoreti, M.M. Guzzo, P.C. de Holanda, O.L.G. Peres, arXiv:1506.08158 [hep-ph].
89. V. De Sabbata, M. Gasperini, Nuovo Cimento A **65**, 479 (1981).
90. S.R. Coleman, S.L. Glashow, Phys. Lett. B **405**, 249 (1997) hep-ph/9703240.
91. D. Colladay, V.A. Kostelecky, Phys. Rev. D **55**, 6760 (1997) hep-ph/9703464.
92. R. Fardon, A.E. Nelson, N. Weiner, JCAP **10**, 005 (2004) astro-ph/0309800.
93. M. Cirelli, M.C. Gonzalez-Garcia, C. Pena-Garay, Nucl. Phys. B **719**, 219 (2005) hep-ph/0503028.
94. D.B. Kaplan, A.E. Nelson, N. Weiner, Phys. Rev. Lett. **93**, 091801 (2004) hep-ph/0401099.
95. V. Barger, P. Huber, D. Marfatia, Phys. Rev. Lett. **95**, 211802 (2005) hep-ph/0502196.
96. T.D. Lee, C.N. Yang, Phys. Rev. **98**, 1501 (1955).
97. M.C. Gonzalez-Garcia, P.C. de Holanda, E. Masso, R. Zukanovich Funchal, JCAP **01**, 005 (2007) hep-ph/0609094.
98. J.R. Ellis, J.S. Hagelin, D.V. Nanopoulos, M. Srednicki, Nucl. Phys. B **241**, 381 (1984).
99. G.L. Fogli, E. Lisi, A. Marrone, D. Montanino, A. Palazzo, Phys. Rev. D **76**, 033006 (2007) arXiv:0704.2568 [hep-ph].
100. N. Arkani-Hamed, S. Dimopoulos, G.R. Dvali, J. March-Russell, Phys. Rev. D **65**, 024032 (2002) hep-ph/9811448.
101. G.R. Dvali, A.Yu. Smirnov, Nucl. Phys. B **563**, 63 (1999) hep-ph/9904211.
102. D.O. Caldwell, R.N. Mohapatra, S.J. Yellin, Phys. Rev. D **64**, 073001 (2001) hep-ph/0102279.
103. D.O. Caldwell, R.N. Mohapatra, S.J. Yellin, Phys. Rev. Lett. **87**, 041601 (2001) hep-ph/0010353.
104. A. Lukas, P. Ramond, A. Romanino, G.G. Ross, Phys. Lett. B **495**, 136 (2000) hep-ph/0008049.
105. J. Billard, L.E. Strigari, E. Figueroa-Feliciano, Phys. Rev. D **91**, 9, 095023 (2015) arXiv:1409.0050 [astro-ph.CO].