

<https://doi.org/10.1038/s42004-021-00580-5>

OPEN

## Organocatalytic atroposelective heterocycloaddition to access axially chiral 2-arylquinolines

Gongming Yang<sup>1,3</sup>, Shaofa Sun<sup>2,3</sup>, Zhipeng Li<sup>1</sup>, Yuhan Liu<sup>1</sup> & Jian Wang<sup>1,2</sup>  <sup>✉</sup>

Axially chiral heterobiaryls play a vital role in asymmetric synthesis and drug discovery. However, there are few reports on the synthesis of atropisomeric heterobiaryls compared with axially chiral biaryls. Thus, the rapid enantioselective construction of optically active heterobiaryls and their analogues remains an attractive challenge. Here, we report a concise chiral amine-catalyzed atroposelective heterocycloaddition reaction of alkynes with *ortho*-aminoarylaldehydes, and obtain a new class of axially chiral 2-arylquinoline skeletons with high yields and excellent enantioselectivities. In addition, the axially chiral 2-arylquinoline framework with different substituents is expected to be widely used in enantioselective synthesis.

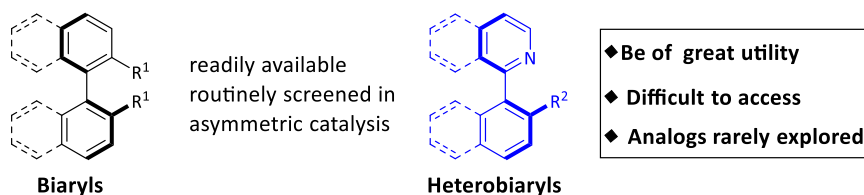
<sup>1</sup>School of Pharmaceutical Sciences, Key Laboratory of Bioorganic Phosphorous Chemistry and Chemical Biology (Ministry of Education), Tsinghua University, Beijing 100084, China. <sup>2</sup>College of Chemistry and Biological Sciences, Hubei University of Science and Technology, Xianning, Hubei 437100, China. <sup>3</sup>These authors contributed equally: Gongming Yang, Shaofa Sun. <sup>✉</sup>email: [wangjian2012@tsinghua.edu.cn](mailto:wangjian2012@tsinghua.edu.cn)

Axially chiral biaryl scaffold is one of the most important structural units, which is widely found in many natural products<sup>1,2</sup>, bioactive molecules<sup>3–5</sup>, and functional materials<sup>6,7</sup>. Therefore, the study of axially chiral compounds has attracted extensive attention, and plays an important role in the development of chiral ligands<sup>8,9</sup> and organic catalysts<sup>10–12</sup>. In particular, axially chiral 1,1'-bi-2-naphthol (BINOL) (Fig. 1a,  $R^1 = \text{OH}$ ) and its derivatives, as the most successful catalysts and ligands in enantioselective synthesis, have achieved great progress<sup>13–15</sup>. Despite advance has been made in the study of thesis axially chiral biaryls, there are still some limitations in the preparation of axially chiral heterobiaryls<sup>16–22</sup>. Atropisomeric isoquinoline derivatives (1-(isoquinolin-1-yl)naphthalen-2-ol, Fig. 1a,  $R^2 = \text{OH}$ ) has emerged as a unique backbone of several famous catalysts and ligands (e.g., N,O-ligand, QUINOX) in asymmetric catalysis<sup>23,24</sup>. Especially, Noyori's BINAP catalyst<sup>25</sup> is widely used in industrial and pharmaceutical production. In sharp contrast to axially chiral BINOLs, the atroposelective synthesis of axially chiral isoquinoline derivatives has not been greatly explored. To date, there are few methods for assembling axially chiral isoquinoline derivatives, most of the thesis reports

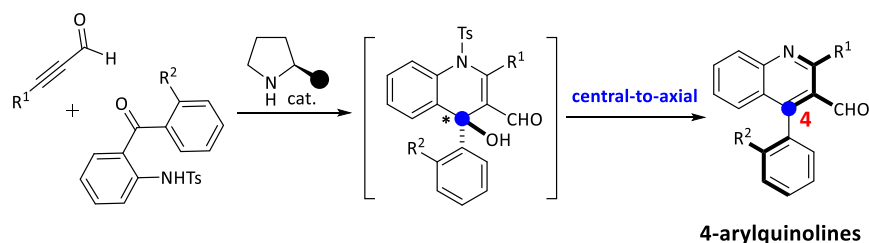
are focus on transition-metal-catalyzed direct cross-coupling reaction<sup>26,27</sup>, [2 + 2 + 2] cycloaddition<sup>28,29</sup> and recently reported (dynamic) kinetic resolution/transformation strategy<sup>30–34</sup>. However, building upon the increasing demand for this type of catalysts and ligands, a versatile, practical, and scalable method for the synthesis of optically pure axial chiral isoquinoline and corresponding analogues is undoubtedly an urgent need in this field. In addition, from the perspective of structural diversity, non-classical isoquinoline-type analogues will offer more possibilities for catalyst/ligand development and drug discovery.

Although quinoline skeleton widely exists in bioactive compounds<sup>35</sup>, in sharp contrast to atropisomeric 2-arylisoquinoline, the research on axial chiral quinoline skeleton is very limited<sup>34</sup>. Meanwhile, most of the reports focused on the atroposelective synthesis of aryl-C4-<sup>36,37</sup>, C5-<sup>38</sup>, or C8-quinoline<sup>39</sup> skeletons, in which the distant from the chiral axis of the decisive nitrogen atom for coordination with metal center leading to the difficulty in stereo-induction, which sometimes restrict their further applications in the area of asymmetric synthesis greatly. To face this issue, Tan and coworkers<sup>40</sup> uncovered a chiral phosphoric acid-catalyzed

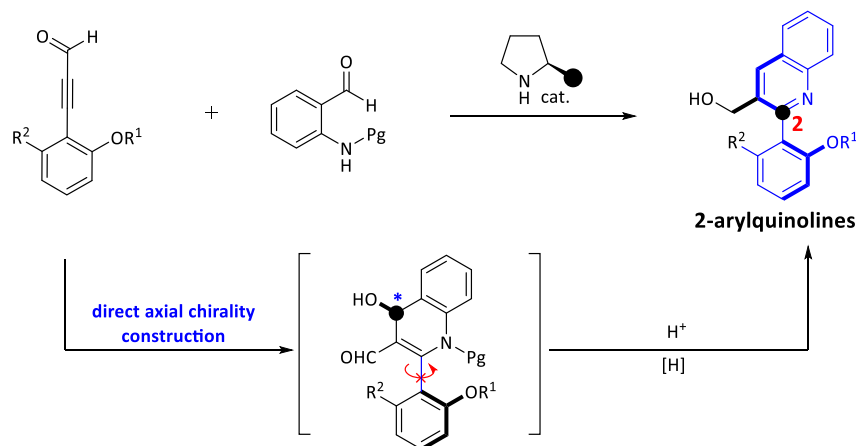
### a Current research status on biaryl atropisomers



### b Central-to-axial chirality conversion (previous work)<sup>ref. 21–22</sup>



### c Direct atroposelective heterocycloaddition (this work)



**Fig. 1** Current research on axial chirality and selected molecules. **a** Current research status on axially chiral biaryls. **b** Organocatalytic synthesis of 4-arylquinolines via central-to-axial chirality conversion (previous work). **c** Direct to 2-arylquinolines via atroposelective cycloaddition (this work).

atroposelective [4 + 2] cycloaddition to synthesize IAN analogs *via* the intermediate of vinylidene *ortho*-quinone methide. This is the only report on the atroposelective synthesis of 2-arylquinoline skeletons. Overall, the catalytic atroposelective synthesis of axially chiral 2-arylquinolines in a highly atroposelective manner remains an attractive challenge.

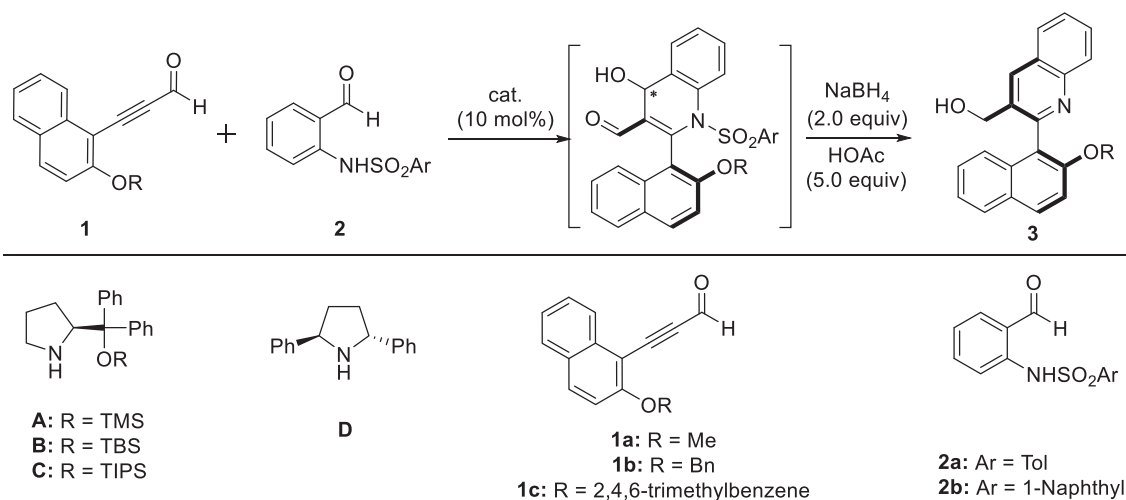
In the past two decades, chiral amine catalyst has attracted considerable attention in asymmetric catalysis due to its advantages of operational simplicity, low toxicity, and minimal impact on the environment<sup>41–46</sup>. However, most of the reports solely focus on the assembly of central chirality, and the amine-catalyzed enantioselective construction of axial chirality is still in its infancy<sup>47–50</sup>. The Sparr group constructed a series of axially chiral biaryl skeletons *via* chiral amine-catalyzed asymmetric aldol condensation<sup>47–49</sup>. Recently, Cheng<sup>20</sup> and Wang<sup>21</sup> reported the synthesis of axially chiral 4-arylquinoline skeletons *via* amine-catalyzed asymmetric heterocycloaddition of ynals with 2-(tosylamino)aryl ketones, followed by aromatization and central-to-axial conversion (Fig. 1b). As part of our group ongoing efforts on organocatalytic synthesis of axially chiral molecules<sup>51–53</sup>, we have successfully reported carbene-catalyzed atroposelective desymmetrization of biphenols, the [3 + 3] annulation of cyclic 1,3-diones with ynals and the kinetic resolution of anilides, resulting in valuable axially chiral biaryl amino alcohols (NOBIN analogues),  $\alpha$ -pyrone-aryls, and isoindolinones, respectively. Despite the aforementioned achievements, unsolved challenges and the

continuing demands for atropoisomers continue to drive us to develop more revolutionary protocols. We herein firstly report a chiral amine-catalyzed atroposelective heterocycloaddition to offer a class of axially chiral 2-arylquinolines (nonclassical isoquinoline-type analogues) with high yields and excellent enantioselectivities.

## Results

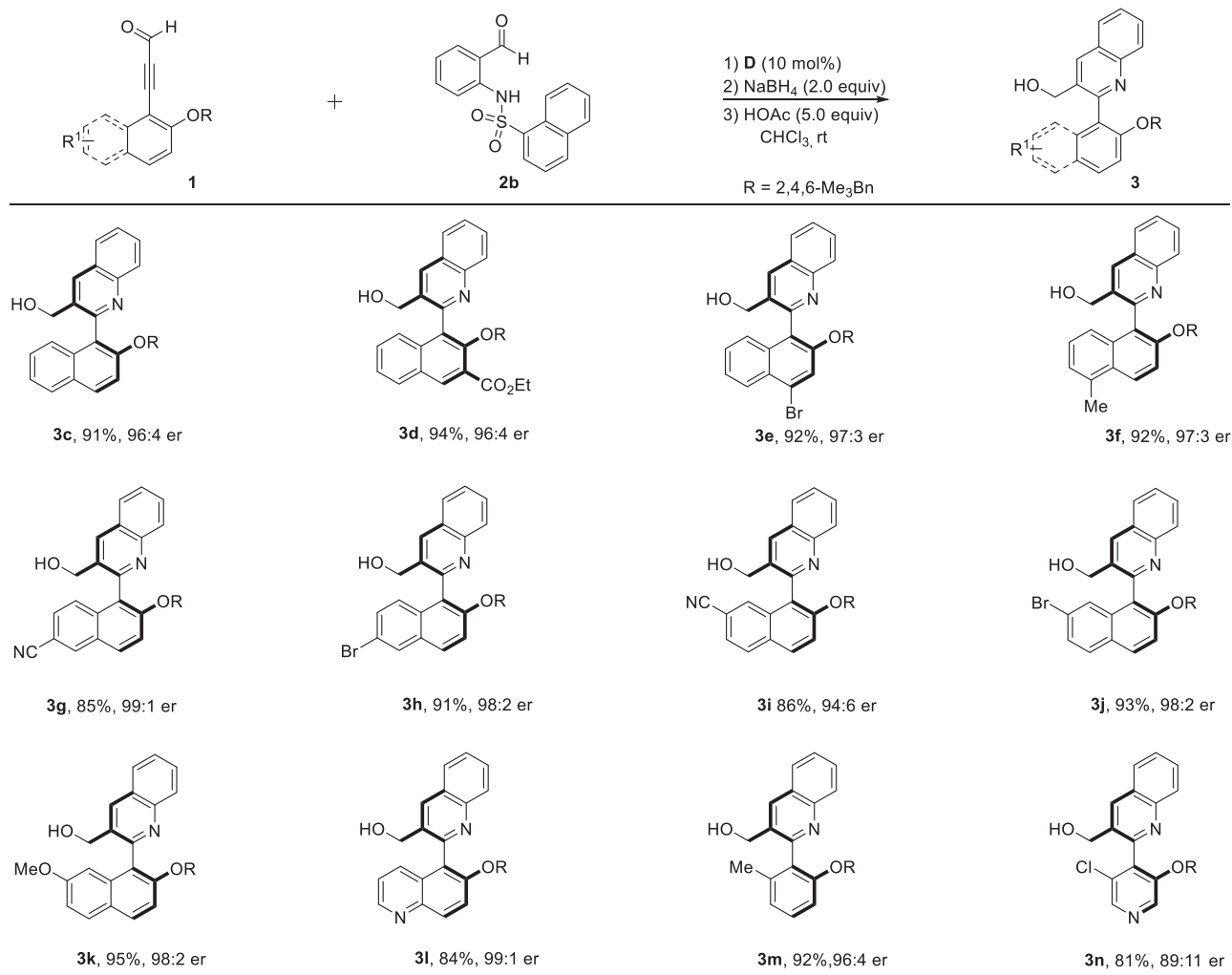
**Optimization of the reaction conditions.** We commenced our study with the model reaction of 3-(2-methoxynaphthalen-1-yl) propionaldehyde **1a** and N-(2-formylphenyl)-4-methylbenzenesulfonamide **2a**. The key results of reaction optimization are summarized in Table 1. First, the chiral secondary amine catalysts **A–C** derived from L-proline with different steric size on the silyl groups were tested. As a result, these catalysts provided the target product **3a** in high yields but with very low enantioselectivities (Table 1, entries 1–3). Inspired by the elegant work reported by the Wang group<sup>54,55</sup>, the catalyst **D** was selected for initial test under the model reaction. Pleasingly, the desired axially chiral 2-arylquinoline **3a** was separated with high yield (89%) and moderate enantiomeric ratio (er) (75:25) (Table 1, entry 4). To further improve the enantiocontrol, we investigated the effect of different O/N-protecting groups on substrates (**1b**, **1c**, and **2b**). It is surprising that the enantiomeric ratio of the reaction was arised to 96:4 and the yield was still kept high (91%) (Table 1, entries 5–7). In the case of the best catalyst (**D**) and suitable substrate (**2b**),

**Table 1 Optimization of the reaction conditions<sup>a</sup>.**



entry	cat.	solvent	yield (%) <sup>b</sup>	er <sup>c</sup>
1	<b>A</b>	CHCl <sub>3</sub>	91	48:52
2	<b>B</b>	CHCl <sub>3</sub>	89	49:51
3	<b>C</b>	CHCl <sub>3</sub>	87	49:51
4	<b>D</b>	CHCl <sub>3</sub>	89	75:25
5 <sup>d</sup>	<b>D</b>	CHCl <sub>3</sub>	91	88:12
6 <sup>e</sup>	<b>D</b>	CHCl <sub>3</sub>	90	94:6
7 <sup>e,f</sup>	<b>D</b>	CHCl <sub>3</sub>	91	96:4
8 <sup>e,f,g</sup>	<b>D</b>	CHCl <sub>3</sub>	86	96:4
9 <sup>e,f</sup>	<b>D</b>	CH <sub>2</sub> Cl <sub>2</sub>	90	95:5
10 <sup>e,f</sup>	<b>D</b>	MTBE	80	95:5
11 <sup>e,f</sup>	<b>D</b>	Toluene	86	95:5
12 <sup>e,f,h</sup>	<b>D</b>	CHCl <sub>3</sub>	78	96:4

<sup>a</sup>Conditions: **1a** (0.11 mmol), **2a** (0.10 mmol), catalyst (10 mol %), solvent (2.0 mL), room temperature, 24 h. After the reaction was complete, the reaction was cooled to 0 °C, then MeOH (0.5 mL) and NaBH<sub>4</sub> (0.2 mmol) were added to the mixture and stirred for another 0.5 h at room temperature. At last, HOAc (5.0 equiv) was added to the mixture and stirred for another 2 h. <sup>b</sup>Isolated yield after flash column chromatography. <sup>c</sup>Determined by HPLC analysis using a chiral stationary phase. <sup>d</sup>**1b** was used. <sup>e</sup>**1c** was used. <sup>f</sup>**2b** was used. <sup>g</sup>HOAc was replaced with KHSO<sub>4</sub> (5.0 equiv) for 6 h. <sup>h</sup>**D** (5 mol %) was used, 48 h.



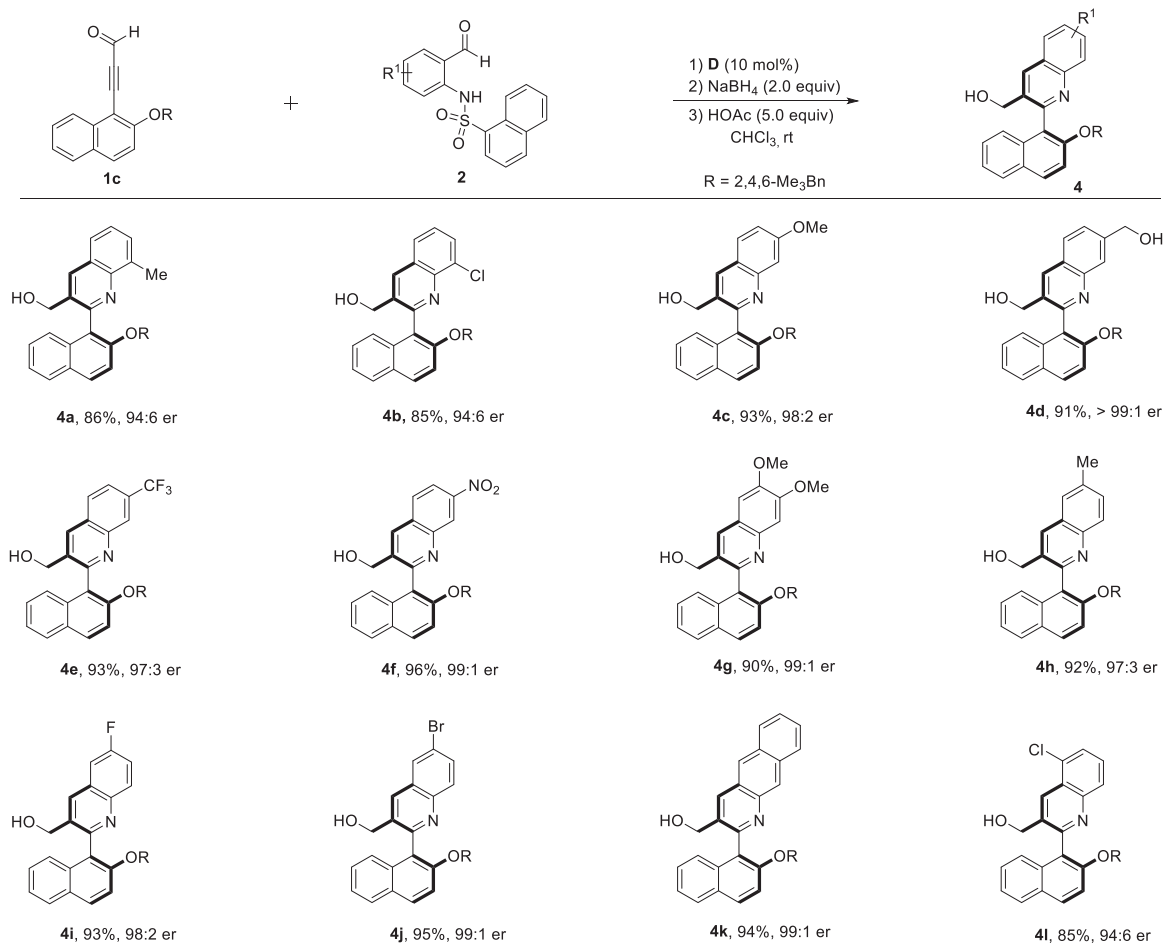
**Fig. 2 Scope of ynals.** Reaction conditions: a mixture of **1c** (0.11 mmol), **2** (0.1 mmol) and catalyst **D** (10 mol%) in CHCl<sub>3</sub> (1.0 mL) was stirred at room temperature for 24–36 h. After the reaction was complete, the reaction was cooled to 0 °C, then MeOH (0.5 mL) and NaBH<sub>4</sub> (0.2 mmol) were added to the mixture and stirred for another 0.5 h at room temperature. At last, HOAc (5.0 equiv) was added to the mixture and stirred for another 2 h.

the influences of solvents and catalyst loading were then examined (Table 1, entries 8–10). Finally, the optimal condition and procedure were obtained as follows: adding **1c** (1.2 equiv.) and **2b** (1.0 equiv.) to the mixture of catalyst **D** (10 mol%) and CHCl<sub>3</sub> (0.1 M) at room temperature and giving corresponding reaction time, the axially chiral **3c** was obtained with 91% yield and 96:4 er (Table 1, entry 7).

**Substrate scope.** After obtaining the optimal conditions, we turned our attention to the substrate scope of ynals. An array of naphthalen-based propiolaldehydes bearing various R<sup>1</sup> were tested (Fig. 2). The results show that the electronic and steric effects of the substituents at different positions on the aromatic rings have little impact on the reaction, and the corresponding products were produced in high yields and good to excellent enantioselectivities (**3c–3k**). Moreover, the quinoline-based ynal provided the corresponding product **3l** in 84% yield with 99:1 er. Notably, phenylpropionaldehyde **1m** generated the corresponding biaryl (quinoline-phenyl) product **3m** with 92% yield and 96:4 er. Meanwhile, a good level of er (89:11) was achieved for quinoline-pyridine-type biaryl product **3n** when pyridine-based propionaldehyde **1n** was used.

Encouraged by these results, we next examined the generality of *o*-aminoarylaldehyde **2**. As shown in Fig. 3, substrates bearing either electron-rich groups or electron-deficient groups reacted smoothly with **1c** affording the corresponding axially chiral products (**4c–4k**) in excellent yields (90–96%) and excellent er (96:4–>99:1). When steric hindrance was introduced at the *ortho* position of the substrate reaction site, the corresponding high yields (84–85%), and the high er (all 94:6) for product **4a**, **4b**, and **4l** were observed. The absolute configuration of **3k** was determined by X-ray crystallography (Fig. 2), and other products were assigned by analogy.

**Gram-scale synthesis and synthetic transformations.** To evaluate the practicality of this protocol, a gram-scale reaction of **1c** with **2b** was carried out under standard condition (Fig. 4, 89% yield, 96:4 er), which indicated that the large-scale synthesis of enantioenriched 2-arylquinolines can be achieved. Synthetic transformations of **3c** were also illustrated in Fig. 4b. On the basis of methylation and hydrogenolysis, **3c** was easily converted into a versatile intermediatex axially chiral isoquinoline analogue **5** with a yield of 71%, and the er value is completely maintained. After methylation and oxidation, the axially chiral QUINOX analogue



**Fig. 3** Scope of *N*-(2-formylphenyl)naphthalene-1-sulfonamides. Reaction conditions: a mixture of **1c** (0.11 mmol), **2** (0.1 mmol) and catalyst **D** (10 mol%) in CHCl<sub>3</sub> (1.0 mL) was stirred at room temperature for 24–36 h. After the reaction was completed, the reaction was cooled to 0 °C, then MeOH (0.5 mL) and NaBH<sub>4</sub> (0.2 mmol) were added to the mixture and stirred for another 0.5 h at room temperature. At last, HOAc (5.0 equiv) was added to the mixture and stirred for another 2 h.

**6** (a potential Lewis base organocatalyst) was obtained in good yield without loss of enantiopurity.

A postulated reaction pathway is proposed in Fig. 4c. Initially, chiral secondary amine catalyst **D** added to alkyne-protected aldehyde **3c** and subsequently dehydrated to produce alkynylamine cationic intermediate **I**. Then **2b** reacted with **I** via aza-Michael addition to give axially chiral allenamine intermediate **II**, which underwent an intramolecular aldol reaction to give the chiral styrene intermediate **III**. Catalyst **D** was then released from intermediate **III** to produce chiral compound **IV**. Finally, compound **IV** was reduced by NaBH<sub>4</sub> and then dehydrated in the presence of acid in one pot to deliver the desired product **3c**.

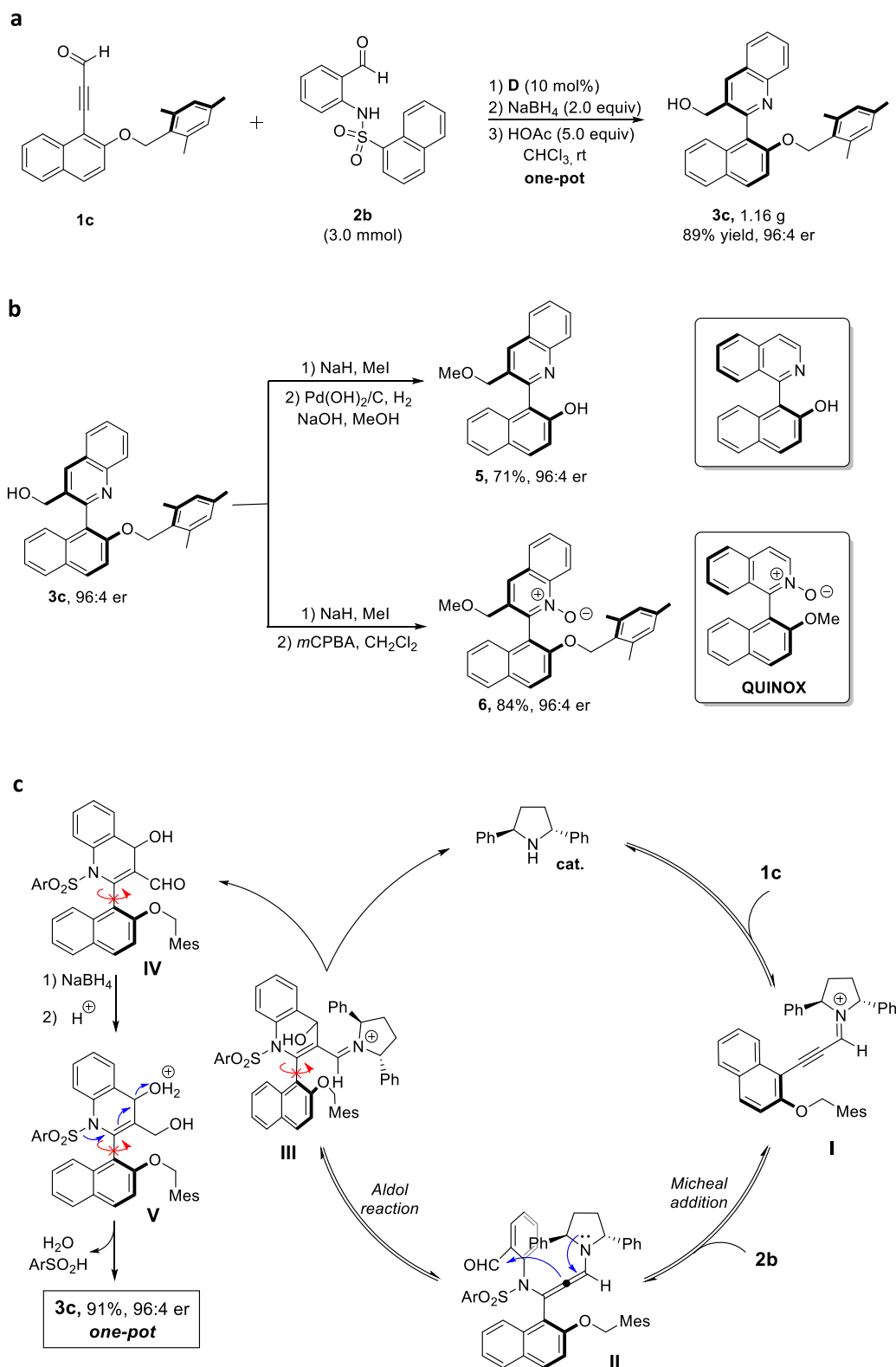
## Discussion

In summary, we have successfully synthesized the axially chiral 2-arylquinoline analogues *via* catalytic heterocycloaddition of alkyne-protected aldehydes with *N*-protected *o*-aminoarylaldehyde *via* the formation of a critical intermediate (axially chiral styrene). In the presence of commercially available amine catalyst, this conversion can deliver a variety of axially chiral 1-aryl isoquinoline analogues with high yields and excellent er's. The synthetic utility of this methodology is illustrated by further conversion to axially chiral QUINOX and isoquinoline analogues. Further studies on the application of the axially chiral 2-arylquinoline skeletons in asymmetric synthesis are currently underway in our laboratory.

## Methods

**Procedure for enantioselective syntheses of compound 3c.** To a flame-dried Schlenk reaction tube equipped with a magnetic stir bar, was added the catalyst **D** (2.2 mg, 0.01 mmol), **1c** (39.4 mg, 0.12 mmol), and **2b** (0.10 mmol). The Schlenk tube was closed with a septum, CHCl<sub>3</sub> (2.0 mL) was added. The mixture was then stirred at room temperature and monitored by TLC until **2b** was full consumed. Then the mixture was cooled to 0 °C and MeOH (1.0 mL) was added, subsequently, NaBH<sub>4</sub> (11.3 mg, 0.3 mmol) was added slowly to the mixture, and stirred for 2.0 h at this temperature. After the completion of the reaction, as monitored by TLC, HOAc (5.0 equiv) was added to the mixture and then the mixture was warmed to room temperature and stirred for another 6 h. After the reaction was completed, as monitored by TLC, saturated NaHCO<sub>3</sub> was added and stirred for another 0.5 h. Then the mixture was extracted with EtOAc. The combined organic layers were washed with water and brine, dried over anhydrous Na<sub>2</sub>SO<sub>4</sub>, filtered, and concentrated. The residue was purified by a silica gel flash chromatography (Hexane/EtOAc = 5:1) to afford the desired product **3c**.

**Procedure for enantioselective synthesis of compound rac-3c.** To a flame-dried Schlenk reaction tube equipped with a magnetic stir bar, was added the catalyst *rac-A* (2.2 mg, 0.01 mmol), **1c** (39.4 mg, 0.12 mmol) and **2b** (0.10 mmol). The Schlenk tube was closed with a septum, CHCl<sub>3</sub> (2.0 mL) was added. The mixture was then stirred at room temperature and monitored by TLC until **2b** was full consumed. Then the mixture was cooled to 0 °C and MeOH (1.0 mL) was added, subsequently, NaBH<sub>4</sub> (11.3 mg, 0.3 mmol) was added slowly to the mixture and stirred for 2.0 h at this temperature. After the completion of the reaction, as monitored by TLC, HOAc (5.0 equiv) was added to the mixture and then the mixture was warmed to room temperature and stirred for another 6 h. After the reaction was completed, as monitored by TLC, saturated NaHCO<sub>3</sub> was added and stirred for another 0.5 h. Then the mixture



**Fig. 4 Gram-scale synthesis and synthetic transformations. a** The gram-scale synthesis of **3c**. **b** The synthetic transformations of **3c**. **c** Plausible mechanism.

was extracted with EtOAc. The combined organic layers were washed with water and brine, dried over anhydrous  $\text{Na}_2\text{SO}_4$ , filtered, and concentrated. The residue was purified by a silica gel flash chromatography (Hexane/EtOAc = 5:1) to afford the desired product **3c**.

#### Data availability

The authors declare that the data supporting the findings of this study are available within the article and Supplementary information file, or from the corresponding author upon reasonable request. The supplementary crystallographic data for this paper could be



obtained free of charge from The Cambridge Crystallographic Data Centre (3k: CCDC 2070558) via [www.ccdc.cam.ac.uk/data\\_request/cif](http://www.ccdc.cam.ac.uk/data_request/cif).

Received: 20 August 2021; Accepted: 20 September 2021;

Published online: 13 October 2021

## References

1. Kozłowski, M. C., Morgan, B. J. & Linton, E. C. Total synthesis of chiral biaryl natural products by asymmetric biaryl coupling. *Chem. Soc. Rev.* **38**, 3193–3207 (2009).
2. Bringmann, G., Gulder, T., Gulder, T. A. M. & Breuning, M. Atroposelective total synthesis of axially chiral biaryl natural products. *Chem. Rev.* **111**, 563–639 (2011).
3. Clayden, J., Moran, W. J., Edwards, P. J. & LaPlante, S. R. The challenge of atropisomerism in drug discovery. *Angew. Chem. Int. Ed.* **48**, 6398–6401 (2009).
4. LaPlante, S. R. et al. Assessing atropisomer axial chirality in drug discovery and development. *J. Med. Chem.* **54**, 7005–7022 (2011).
5. Smyth, J. E., Butler, N. M. & Keller, P. A. A twist of nature—the significance of atropisomers in biological systems. *Nat. Prod. Rep.* **32**, 1562–1583 (2015).
6. Pu, L. L. 1'-Binaphthyl dimers, oligomers, and polymers: molecular recognition, asymmetric catalysis, and new materials. *Chem. Rev.* **98**, 2405–2494 (1998).
7. Hembury, G. A., Borovkov, V. V. & Inoue, Y. Chirality-sensing supramolecular systems. *Chem. Rev.* **108**, 1–73 (2008).
8. Noyori, R. & Takaya, H. BINAP: an efficient chiral element for asymmetric catalysis. *Acc. Chem. Res.* **23**, 345–350 (1990).
9. Carroll, M. P. & Guiry, P. J. P,N ligands in asymmetric catalysis. *Chem. Soc. Rev.* **43**, 819–833 (2014).
10. Kumarasamy, E., Raghunathan, R., Sibi, M. P. & Sivaguru, J. Nonbiaryl and heterobiaryl atropisomers: molecular templates with promise for atroposelective chemical transformations. *Chem. Rev.* **115**, 11239–11300 (2015).
11. Min, C. & Seidel, D. Asymmetric Brønsted acid catalysis with chiral carboxylic acids. *Chem. Soc. Rev.* **46**, 5889–5902 (2017).
12. Wang, Q., Gu, Q. & You, S.-L. Enantioselective carbonyl catalysis enabled by chiral aldehydes. *Angew. Chem. Int. Ed.* **58**, 6818–6825 (2019).
13. Brunel, J. M. BINOL: A versatile chiral reagent. *Chem. Rev.* **105**, 857–897 (2005).
14. Parmar, D., Sugiono, E., Raja, S. & Rueping, M. Complete field guide to asymmetric BINOL-phosphate derived Brønsted acid and metal catalysis: history and classification by mode of activation; Brønsted acidity, hydrogen bonding, ion pairing, and metal phosphates. *M. Chem. Rev.* **114**, 9047–9153 (2014).
15. Cheng, D.-J. & Shao, Y.-D. Advances in the catalytic asymmetric synthesis of atropisomeric hexatomic N-heterobiaryls. *Adv. Synth. Catal.* **362**, 3081–3099 (2020).
16. Gao, D. W., Gu, Q. & You, S.-L. Pd(II)-Catalyzed intermolecular direct C–H bond iodination: an efficient approach toward the synthesis of axially chiral compounds via kinetic resolution. *ACS Catal.* **4**, 2741–2745 (2014).
17. Miyaji, R., Asano, K. & Matsubara, S. Bifunctional organocatalysts for the enantioselective synthesis of axially chiral isoquinoline N-oxides. *J. Am. Chem. Soc.* **137**, 6766–6769 (2015).
18. Quinonero, O. et al. Combining organocatalysis with central-to-axial chirality conversion: atroposelective Hantzsch-Type synthesis of 4-arylpyridines. *Angew. Chem. Int. Ed.* **55**, 1401–1405 (2016).
19. Shao, Y.-D. et al. Organocatalytic atroposelective Friedländer quinoline heteroannulation. *Org. Lett.* **21**, 4831–4836 (2019).
20. Shao, Y.-D., Han, D.-D., Dong, M.-M., Yang, X.-R. & Cheng, D.-J. A one-pot stepwise approach to axially chiral quinoline-3-carbaldehydes enabled by iminium–allenamine cascade catalysis. *Org. Chem. Front.* **8**, 605–612 (2021).
21. Zhang, J., Xu, Y., Wang, Z., Zhong, R. & Wang, Y. Organocatalyzed cascade Aza-Michael/Aldol reaction for atroposelective construction of 4-Naphthylquinoline-3-carbaldehydes. *J. Org. Chem.* **86**, 4262–4273 (2021).
22. Jiang, P.-Y., Fan, K.-F., Li, S.-Y., Xiang, S.-H. & Tan, B. Metal-free oxidative cross-coupling enabled practical synthesis of atropisomeric QUINOL and its derivatives. *Nat. Commun.* **12**, 2384 (2021).
23. Malkov, A. V. & Kočovský, P. Chiral N-oxides in asymmetric catalysis. *Eur. J. Org. Chem.* **1**, 29–36 (2007).
24. Sakiyama, N., Hojo, D., Noguchi, K. & Tanaka, K. Enantioselective synthesis of axially chiral 1-arylisquinolines by Rhodium-catalyzed [2+2+2] cycloaddition. *Chem. Eur. J.* **17**, 1428–1432 (2011).
25. Rokade, B. V. & Guiry, P. J. Axially chiral P,N-ligands: some recent twists and turns. *ACS Catal.* **8**, 624–643 (2018).
26. Mosquera, A., Pena, M. A., Sestelo, J. P. & Sarandeses, L. A. Synthesis of axially chiral 1,1'-binaphthalenes by Palladium-catalyzed cross-coupling reactions of triorganoindium reagents. *Eur. J. Org. Chem.* **13**, 2555–2562 (2013).
27. Shen, D., Xu, Y. & Shi, S.-L. A bulky chiral N-heterocyclic carbene Palladium catalyst enables highly enantioselective Suzuki–Miyaura cross-coupling reactions for the synthesis of biaryl atropisomers. *J. Am. Chem. Soc.* **141**, 14938–14945 (2019).
28. Gutnov, A. et al. Cobalt(i)-catalyzed asymmetric [2+2+2] cycloaddition of alkynes and nitriles: synthesis of enantiomerically enriched atropisomers of 2-arylpyridines. *Angew. Chem. Int. Ed.* **43**, 3795–3797 (2004).
29. Hapke, M. et al. Asymmetric synthesis of axially chiral 1-aryl-5,6,7,8-tetrahydroquinolines by Cobalt-catalyzed [2 + 2 + 2] cycloaddition reaction of 1-aryl-1,7-octadiynes and nitriles. *J. Org. Chem.* **75**, 3993–4003 (2010).
30. Ros, A. et al. Dynamic kinetic cross-coupling strategy for the asymmetric synthesis of axially chiral heterobiaryls. *J. Am. Chem. Soc.* **135**, 15730–15733 (2013).
31. Bhat, V., Wang, S., Stoltz, B. M. & Virgil, S. C. Asymmetric synthesis of QUINAP via dynamic kinetic resolution. *J. Am. Chem. Soc.* **135**, 16829–16832 (2013).
32. Zheng, J., Cui, W.-J., Zheng, C. & You, S.-L. Synthesis and application of chiral spiro Cp ligands in Rhodium-catalyzed asymmetric oxidative coupling of biaryl compounds with alkenes. *J. Am. Chem. Soc.* **138**, 5242–5245 (2016).
33. Wang, Q., Cai, Z.-J., Liu, C.-X., Gu, Q. & You, S.-L. Rhodium-catalyzed atroposelective C–H arylation: efficient synthesis of axially chiral heterobiaryls. *J. Am. Chem. Soc.* **141**, 9504–9510 (2019).
34. Romero-Arenas, A. et al. Ir-Catalyzed atroposelective desymmetrization of heterobiaryls: hydroarylation of vinyl ethers and bicycloalkenes. *J. Am. Chem. Soc.* **142**, 2628–2639 (2020).
35. Wang, N. et al. Synthesis and in vitro cytotoxic effect of 6-amino-substituted 11H- and 11Me-indolo[3,2-c]quinolones. *Eur. J. Med. Chem.* **78**, 314–323 (2014).
36. Wang, J. et al. Catalytic asymmetric synthesis of atropisomeric quinolines through the Friedländer Reaction. *Synlett* **30**, 2198–2202 (2019).
37. Wang, S.-J., Wang, Z., Tang, Y., Chen, J. & Zhou, L. Asymmetric synthesis of quinoline-naphthalene atropisomers by central-to-axial chirality conversion. *Org. Lett.* **22**, 8894–8898 (2020).
38. Shen, D., Xu, Y. & Shi, S.-L. A bulky chiral N-heterocyclic carbene palladium catalyst enables highly enantioselective Suzuki–Miyaura cross coupling reactions for the synthesis of biaryl atropisomers. *J. Am. Chem. Soc.* **141**, 14938–14945 (2019).
39. Wang, J., Chen, M.-W., Ji, Y., Hu, S.-B. & Zhou, Y.-G. Kinetic resolution of axially chiral 5- or 8-substituted quinolines via asymmetric transfer hydrogenation. *J. Am. Chem. Soc.* **138**, 10412–10416 (2016).
40. Zhang, L. et al. Design and atroposelective construction of IAN analogues by organocatalytic asymmetric heteroannulation of alkynes. *Angew. Chem. Int. Ed.* **59**, 23077–23082 (2020).
41. MacMillan, D. W. C. The advent and development of organocatalysis. *Nature* **455**, 304–308 (2008).
42. Dondoni, A. & Massi, A. Asymmetric Organocatalysis: From Infancy to Adolescence. *Angew. Chem. Int. Ed.* **47**, 4638–4660 (2008).
43. Melchiorre, P., Marigo, M., Carlone, A. & Bartoli, G. Asymmetric aminocatalysis-gold rush in organic chemistry. *Angew. Chem. Int. Ed.* **47**, 6138–6171 (2008).
44. Bertelsen, S. & Jørgensen, K. A. Organocatalysis-after the gold rush. *Chem. Soc. Rev.* **38**, 2178–2189 (2009).
45. Moyano, A. & Rios, R. Asymmetric organocatalytic cycloaddition and cycloaddition reactions. *Chem. Rev.* **111**, 4703–4732 (2011).
46. Donslund, B. S., Johansen, T. K., Poulsen, P. H., Halskov, K. S. & Jørgensen, K. A. The diarylprolinol silyl ethers: ten years after. *Angew. Chem. Int. Ed.* **54**, 13860–13874 (2015).
47. Link, A. & Sparr, C. Organocatalytic atroposelective Aldol condensation: synthesis of axially chiral biaryls by arene formation. *Angew. Chem. Int. Ed.* **53**, 5458–5461 (2014).
48. Lotter, D., Neuburger, M., Rickhaus, M., Häussinger, D. & Sparr, C. Stereoselective arene-forming Aldol condensation: synthesis of configurationally stable oligo-1,2-naphthylenes. *Angew. Chem. Int. Ed.* **55**, 2920–2923 (2016).
49. Witzig, R. M., Fäseke, V. C., Häussinger, D. & Sparr, C. Atroposelective synthesis of tetra-ortho-substituted biaryls by catalyst-controlled non-canonical polyketide cyclizations. *Nat. Catal.* **2**, 925–930 (2019).
50. Hayashi, Y., Takikawa, A., Koshino, S. & Ishida, K. Asymmetric synthesis of biaryl atropisomers using an organocatalyst-mediated domino reaction as the key step. *Chem. Eur. J.* **25**, 10319–10322 (2019).
51. Zhao, C.-G., et al. Enantioselective [3 + 3] atroposelective annulation catalysed by N-heterocyclic carbenes. *Nat. Commun.* **9**, 611 (2018).
52. Bie, J.-B., Lang, M. & Wang, J. Enantioselective N-heterocyclic carbene-catalyzed kinetic resolution of anilides. *Org. Lett.* **20**, 5866–5871 (2018).
53. Yang, G.-M., Guo, D.-H., Meng, D. & Wang, J. NHC-catalyzed atropoenantioselective synthesis of axially chiral biaryl amino alcohols via a cooperative strategy. *Nat. Commun.* **10**, 3062 (2019).

54. Zhang, X.-S., Zhang, S.-L. & Wang, W. Iminium-allenamine cascade catalysis: one-pot access to chiral 4*H*-chromenes by a highly enantioselective Michael–Michael sequence. *Angew. Chem. Int. Ed.* **49**, 1481–1484 (2010).
55. Zhang, X.-H., et al. An organocatalytic cascade approach toward polysubstituted quinolines and chiral 1,4-dihydroquinolines-unanticipated effect of N-protecting groups. *Angew. Chem. Int. Ed.* **51**, 7282–7286 (2012).

### Acknowledgements

Generous financial supports for this work are provided by: the National Natural Science Foundation of China (21871160, 21672121, 22071130), the Bayer Investigator fellow, the fellowship of Tsinghua-Peking centre for life sciences (CLS).

### Author contributions

G.M.Y. conducted the main experiments; Z.P.L., Y.H.L., and X.J.S. prepared several starting materials. J.W. and S.F.S. conceptualized and directed the project, and drafted the paper with the assistance from co-authors. All authors contributed to the discussions.

### Competing interests

The authors declare no competing interests.

### Additional information

**Supplementary information** The online version contains supplementary material available at <https://doi.org/10.1038/s42004-021-00580-5>.

**Correspondence** and requests for materials should be addressed to Jian Wang.

**Peer review information** *Communications Chemistry* thanks Dao-Juan Cheng and the other, anonymous, reviewer(s) for their contribution to the peer review of this work.

**Reprints and permission information** is available at <http://www.nature.com/reprints>

**Publisher's note** Springer Nature remains neutral with regard to jurisdictional claims in published maps and institutional affiliations.



**Open Access** This article is licensed under a Creative Commons Attribution 4.0 International License, which permits use, sharing, adaptation, distribution and reproduction in any medium or format, as long as you give appropriate credit to the original author(s) and the source, provide a link to the Creative Commons license, and indicate if changes were made. The images or other third party material in this article are included in the article's Creative Commons license, unless indicated otherwise in a credit line to the material. If material is not included in the article's Creative Commons license and your intended use is not permitted by statutory regulation or exceeds the permitted use, you will need to obtain permission directly from the copyright holder. To view a copy of this license, visit <http://creativecommons.org/licenses/by/4.0/>.

© The Author(s) 2021