

ARTICLE

Received 6 Nov 2015 | Accepted 15 Apr 2016 | Published 27 May 2016

DOI: 10.1038/ncomms11631

OPEN

Observation of the quantum Hall effect in δ -doped SrTiO₃

Y. Matsubara^{1,2}, K.S. Takahashi^{1,3}, M.S. Bahramy^{1,4}, Y. Kozuka⁴, D. Maryenko¹, J. Falson⁴, A. Tsukazaki², Y. Tokura^{1,4} & M. Kawasaki^{1,4}

The quantum Hall effect is a macroscopic quantum phenomenon in a two-dimensional electron system. The two-dimensional electron system in SrTiO₃ has sparked a great deal of interest, mainly because of the strong electron correlation effects expected from the 3*d* orbitals. Here we report the observation of the quantum Hall effect in a dilute La-doped SrTiO₃-two-dimensional electron system, fabricated by metal organic molecular-beam epitaxy. The quantized Hall plateaus are found to be solely stemming from the low Landau levels with even integer-filling factors, $\nu = 4$ and 6 without any contribution from odd ν 's. For $\nu = 4$, the corresponding plateau disappears on decreasing the carrier density. Such peculiar behaviours are proposed to be due to the crossing between the Landau levels originating from the two subbands composed of *d* orbitals with different effective masses. Our findings pave a way to explore unprecedented quantum phenomena in *d*-electron systems.

¹RIKEN Center for Emergent Matter Science (CEMS), Wako 351-0198, Japan. ²Institute for Materials Research, Tohoku University, Sendai 908-8577, Japan. ³PRESTO, Japan Science and Technology Agency (JST), Chiyoda-ku, Tokyo 102-0075, Japan. ⁴Department of Applied Physics and Quantum Phase Electronics Center, University of Tokyo, Tokyo 113-8656, Japan. Correspondence and requests for materials should be addressed to K.S.T. (email: kei.takahashi@riken.jp).

Conventional semiconductors such as Si, GaAs and ZnO are the main workhorses in the studies of integer and fractional quantum Hall effects (QHEs)^{1–4}. The mobile carriers in these materials are located in bands composed mainly of *s* and *p* orbitals. In contrast, the conduction band of perovskite transition metal oxides such as SrTiO₃ (STO) is composed of 3*d* *t*_{2g} orbitals with a strong directional anisotropy⁵. When confined into a two-dimensional (2D) environment, these states can show very interesting properties^{6–8}. At sufficiently high carrier densities, the *t*_{2g} conduction band is quantized into a ladder of light and heavy subbands, whereas at low carrier densities resulting subbands are dominated by heavy orbitals, *d*_{yz}/*d*_{zx}⁶. In the latter case, electron–phonon effects combined with the many body interactions could further modify the dispersion of subbands thereby leading to formation of unusual electron liquid states⁹. Consequently, the STO-based two-dimensional electron system (2DES) can exhibit a variety of unconventional quantum effects¹⁰. Moreover, since STO is a widely used substrate for epitaxial growth of versatile materials with exotic properties such as high-*T*_c superconductivity, ferroelectricity, ferromagnetism and topological phases^{11,12}, one can potentially incorporate a STO-based 2DES with high mobility into such systems to realize novel quantum effects.

Owing to the recent progress of thin-film growth technique, the electron mobility of three-dimensional carriers of STO has reached 53,000 cm² V⁻¹ s⁻¹ in single crystalline films¹³, which is larger than 22,000 cm² V⁻¹ s⁻¹ of bulk single crystals¹⁴. However, preserving a metallic state with reasonably high mobility has proven to be a challenge when the carriers are confined in two dimensions. While there is a large number of studies on STO-based 2DES including LaAlO₃/STO (LAO/STO) interface and δ -doped STO^{7,8,15–20}, the realization of the QHE in this class of systems has proven to be elusive and, thus, yet to be demonstrated. In particular, the low mobility of the doped carriers and their high concentration have hindered the successful demonstration of the QHE in STO. Any attempt to reduce the carrier density below 3×10^{13} cm⁻² has turned out to result in a non-metallic state¹⁵. Although with the recent advancement in the growth of LAO/STO interfaces one can now realize 2DES's with a relatively low carrier density (in the range of 10¹² cm⁻²) with maintaining a high mobility (nearly 10,000 cm² V⁻¹ s⁻¹), it is still practically impossible to reach Landau levels with filling factors $\nu \leq 10$ (refs 17–20). The realization of QHE at low enough filling factors in an easily accessible magnetic field (~ 10 T) imposes the restriction on the carrier density, which favourably should be below 1×10^{12} cm⁻². At higher carrier densities, it is therefore practically only possible to observe the Shubnikov-de Haas (SdH) effect, which is of course a different quantum phenomena from the QHE.

Here we employ molecular-beam epitaxy (MBE) at a very high temperature (1,200 °C) with metal organic (MO) precursors (MOMBE)²¹ to grow STO heterostructures confining the 2DES and reach electron mobility exceeding 20,000 cm² V⁻¹ s⁻¹ at charge-carrier densities below 1×10^{12} cm⁻². With such a high mobility-low carrier density heterostructure, we can successfully reach the quantum Hall regime in STO. The 2DES shows clear signatures of the QHE but there are peculiar features; the quantization occurs only at even integer states ($\nu = 4, 6$) and the $\nu = 4$ state disappears at low carrier concentration. To elucidate the origin for those, we performed first principles calculations and found that these features can be modelled if the spin susceptibility is small compared with the Landau level broadening and the crossover of hybridized two *d* orbitals made of *d*_{yz} and *d*_{zx} are taken into account.

Results

Transport properties of δ -doped SrTiO₃. The δ -doped STO, studied here, is composed of a 100-nm-thick bottom STO buffer layer, a 10-nm-thick STO doped with 3×10^{19} cm⁻³ La, and a 100-nm-thick top STO capping layer epitaxially grown on a (001) STO single-crystal substrate. The device is sketched in Fig. 1a and its corresponding optical microscope image is shown in Fig. 1b. The sample is scratched by a needle to pattern a van der Pauw type device with size 500 \times 500 μ m². At the four edges of the scratched square, aluminium wire is ultrasonically bonded to make an Ohmic contact with the 2D layer. The longitudinal resistance *R*_{xx} and Hall resistance *R*_{xy} showing below are all raw data of one configuration in van der Pauw geometry without calculating the average with the orthogonal configuration value of *R*_{xx} and *R*_{xy}. The sample is fixed with silver epoxy on a chip carrier with a metallic surface. Due to a large dielectric constant of STO at low temperature²², the chip carrier surface acts as a global back gate for STO-based 2DES and thus enables *in situ* tuning of carrier density. First, the as-grown samples, that is, without applying the back-gate voltage (*V*_G), are characterized at 2 K. Figure 1b shows the relation between the '2D' mobility and the carrier density at 2 K for various δ -doped STO samples and STO-based heterostructures that indicate pure electron conduction. The data are picked up from previous reports showing clear evidence of 2D conduction with low carrier density such as SdH oscillations in tilted magnetic field^{15–20}. The quantum transport measurements are performed at dilution refrigerator temperatures and in magnetic fields up to 14 T

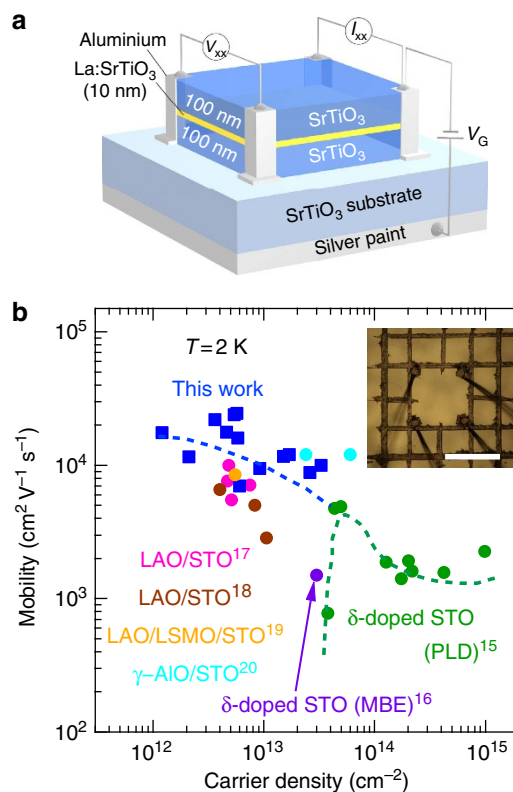


Figure 1 | Device structure and electron mobility in δ -doped SrTiO₃.

(a) A sketch of a van der Pauw device with a back-gate electrode. (b) Electron mobility at 2 K for various samples as a function of carrier density. The data in literatures^{15–20} are also plotted for comparison. The inset shows an optical microscope image of the device defined by scratching. Scale bar, 500 μ m.

employing a low-frequency (7–9 Hz) lock-in technique with a low excitation current of 100 nA to suppress heating.

The best demonstration of the QHE is achieved using a sample which becomes insulating below 1 K on floating the back-gate electrode. The application of a positive V_G accumulates the charge carriers in the δ -doped region and the device becomes conducting for $V_G > 4.3$ V. Figure 2a,b shows V_G dependence of carrier density and mobility of the device at 50 mK. As V_G increases, the carrier density, as determined from the Hall effect measurement, increases from 7.7×10^{11} to $1.2 \times 10^{12} \text{ cm}^{-2}$ (See Supplementary Note 1), roughly following the linear relationship. The slope of $2.8 \times 10^{11} \text{ cm}^{-2} \text{ V}^{-1}$ depicted as broken line corresponds to the model of a plane-parallel capacitor assuming a dielectric constant $\epsilon = 20,000$ for the gate insulator STO²² and a substrate thickness of 500 μm . The mobility shows a maximum value of $18,000 \text{ cm}^2 \text{ V}^{-1} \text{ s}^{-1}$ at a carrier density of $1.0 \times 10^{12} \text{ cm}^{-2}$ (see Fig. 2b) and thus is comparable with the value obtained in metallic as-grown devices shown in Fig. 1b. Figure 2c,d shows an example of the R_{xx} and R_{xy} at 50 mK for $V_G = 5.0$ V ($1.2 \times 10^{12} \text{ cm}^{-2}$). First, one recognizes instantly the strong oscillations of R_{xx} , whose well-developed R_{xx} minima coincide with the Hall plateau structures of R_{xy} . Second, the plateaus at the negative field axis can be clearly assigned to Landau level filling factors $\nu = 4$ and 6 in $R_{xy} = h/\nu e^2$. At the positive field axis, R_{xy} is also well quantized for $\nu = 4$, whereas $\nu = 6$ deviates from the exact quantized value. Furthermore, Supplementary Note 2 shows that the R_{xx} minima at integer-filling factors show thermally activated behaviour. Given the current state-of-the-art for STO heterostructures, of which quality is doubtless lower than that of the well-established high-mobility semiconductor heterostructures², the slight asymmetry in magnetotransport with respect to the magnetic-field direction is not very surprising. Despite all imperfections that the current structure may suffer from, for example, disorder, charge-carrier

inhomogeneity, the all metrics mentioned above strongly suggests the realization of QHE in the δ -doped STO.

To inspect the QHE in more detail, we acquired the magnetoresistance traces of R_{xx} and R_{xy} at various V_G 's and display them in Fig. 3. In accordance with expectations, when V_G increases (that is, the carrier density increases), the positions of valleys and peaks in R_{xx} (Fig. 3a) systematically shift to higher magnetic fields. However, a distinct behaviour is found for filling factors $\nu = 4$ and $\nu = 6$. While the state at $\nu = 6$ with a well-developed plateau at or close to $R_{xy} = h/6e^2$ (Fig. 3b) and R_{xx} minima is observed for all V_G 's, the quantum Hall state at $\nu = 4$ strikingly vanishes, that is, R_{xy} deviates from the quantized value and R_{xx} minimum disappears, when V_G is lowered. To visualize the quantization behaviour, Fig. 3c replots the data in the plane of $\sigma_{xx}(B)$ and $\sigma_{xy}(B)$ with B being the parameter for various V_G 's. Such representation demonstrates that the curves seem to converge towards $(\sigma_{xy}, \sigma_{xx}) = (\pm 6e^2/h, 0)$, which seems to be a stable point for all V_G 's, while $(\pm 4e^2/h, 0)$ forms only at high V_G (high carrier density). It should be noted that such conversions can be observed only when R_{xy} plateau and R_{xx} minima are realized simultaneously. It is quite evident that the observed quantization is imperfect since the σ_{xy} deviates from its exact quantization value and σ_{xx} does not reach zero. Such behaviour might be caused by an additional conduction channel or some final bulk conductance remaining even in the regime of the QHE, which does not show localization behaviour in the magnetic field. We believe that improving the sample quality and gaining more knowledge on the origin for the disorder in the heterostructure (among the suspects is the inactive La dopants) will result eventually in the exact quantization of σ_{xy} ($\nu e^2/h$) concomitant with σ_{xx} reaching zero. Finally, we note that a conspicuous absence of odd filling factors at all V_G 's indicates either the spin degeneracy or the orbital degeneracy at high magnetic fields. Since our density functional theory (DFT) calculation presented below rules in (out) the former (latter), we expect that the Landau levels at high magnetic field are spin degenerate. This expectation may also be valid when the Zeeman spin splitting ($g\mu_B B$, where g is the electron g -factor) is smaller than the other energy scales such as that arising from the disorder.

Electronic structures of δ -doped SrTiO₃. To shed light on the mechanism of quantum oscillations, we have calculated the electronic structure of a δ -doped STO thin-film sandwiched between two sufficiently thick undoped STO slabs using realistic tight-binding supercell calculations, incorporating the band-bending potential in the δ -doped region (see Methods). To be consistent with the design of our experimental heterostructure, the thickness of the quantum well (QW) is considered to be 10 nm, as schematically shown in Fig. 4e. We have assumed a square potential well (Fig. 4f) and varied its depth until the total amount of carrier density confined inside, and in the vicinity of QW, becomes $n = 1.0 \times 10^{12} \text{ cm}^{-2}$. Under these conditions, the QW formed at the δ -doped region confines two subbands. As shown in Fig. 4h,i by the false colour scale, both subbands are dominantly made of heavy $d_{xz/yz}$ orbitals at the Fermi level E_F , whereas the d_{xy} orbital is the main contributor at the bottom of the lowest subband. It is to be noted that these subbands are distinct from the subbands previously observed at the surface of STO and KTaO₃ (refs 6,23). In those systems, the near surface band-bending potentials are much deeper but effectively confined within a much narrower region (that is, a few STO units). Consequently, d_{xy} orbitals contribute dominantly to the lowest subbands thereby making them highly dispersive, whereas the $d_{xz/yz}$ can only contribute to the heavy subbands at much higher energies near the Fermi level. In the present system, on the other

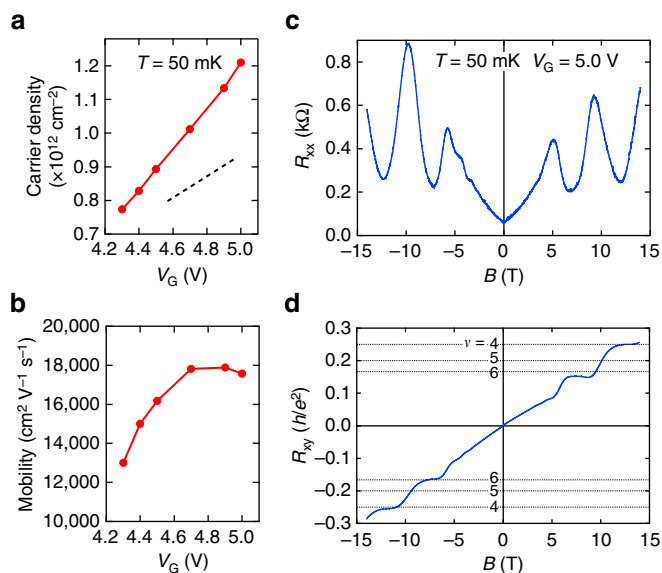


Figure 2 | Transport properties of two-dimensional electrons in δ -doped SrTiO₃. (a,b) Carrier density (a) and mobility (b) as a function of gate voltage V_G at 50 mK. The slope depicted as broken line, $2.8 \times 10^{11} \text{ cm}^{-2} \text{ V}^{-1}$, denotes the calculated one for the carrier density against gate voltage, assuming a STO gate dielectric constant ϵ of 20,000. (c,d) Longitudinal resistance R_{xx} (c) and Hall resistance R_{xy} (d) versus magnetic field B measured at 50 mK with $V_G = 5.0$ V. Horizontal dotted lines in (d) are the Landau level filling factors (ν) defined as $R_{xy} = h/\nu e^2$ ($\nu = 4, 5, 6$).

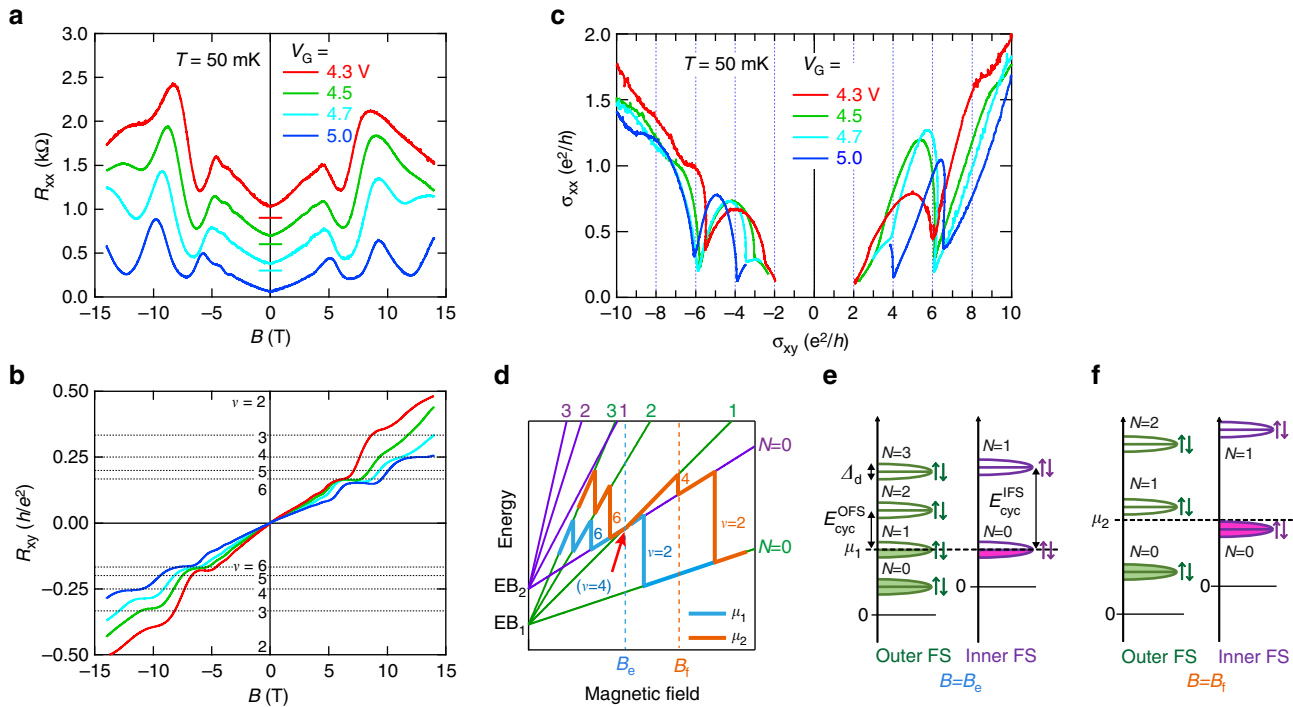


Figure 3 | Carrier density dependence of quantum transport in δ -doped SrTiO₃. (a, b) Longitudinal resistance R_{xx} (a) and Hall resistance R_{xy} (b) versus magnetic field B measured at 50 mK with various V_G 's. For R_{xx} , the traces are shifted vertically for clarity as denoted by horizontal bars. Horizontal dotted lines in b are the Landau level filling factors ($\nu = 2 - 6$). (c) Parametric plots of $(\sigma_{xy}(B), \sigma_{xx}(B))$ for various gate voltages at 50 mK. (d) A schematic of Landau levels as a function of magnetic field. Green and purple lines correspond to the Landau levels (N) of outer (EB_1) and inner (EB_2) subbands, respectively. All lines contain up and down spin states, assuming spin degeneracy due to the small g -factor. The thick blue and orange lines illustrates the chemical potentials (μ_1 and μ_2) for low and high V_G 's. If the chemical potential (blue line μ_1) is located at the crossing point of $N = 1$ of the outer subband and $N = 0$ of the inner subband (indicated by the arrow), then $\nu = 4$ is expected to vanish. Shifting the chemical potential upward away from this crossing point (exemplified by the orange line (μ_2)), $\nu = 4$ can appear. (e) Landau level arrangement when $\nu = 4$ disappears. Δ_d is the Landau level broadening. E_{cyc}^{OFS} and E_{cyc}^{IFS} are the cyclotron energies of the outer and inner FSs, respectively. Note that each Landau level N is spin degenerate. (f) Landau level arrangement when $\nu = 4$ can be observed.

hand, due to the large width of the δ -doped STO QW (10 nm), both the in-planar d_{xy} orbital and out-of-planer d_{yz}/d_{xz} orbitals can be comparably confined within the QW region, thereby causing each subband to have complicated orbital characters. Moreover, the shallowness of the QW potential (which is due to the low carrier density) combined with the spin-orbit coupling can further complicate the orbital character of the subbands. In fact, the confined carrier density here is so low that the corresponding QW potential is expected not to be deeper than a few meV. This value is much smaller than the energy scale of the spin-orbit coupling between Ti t_{2g} states (~ 36 meV). Therefore, the resulting subbands below Fermi level are subject to a strong orbital mixing, as shown in Fig. 4.

The resulting Fermi surface (FS) is composed of two spin-degenerated pockets, which are coaxially centred at the Γ point (see Fig. 4i). The outer FS has a star-shaped geometry and encloses an area of $A_{OFS} = 0.00138 \text{ \AA}^{-2}$. The inner FS, on the other hand, has a less distorted shape with an enclosed area of $A_{IFS} = 0.00077 \text{ \AA}^{-2}$, almost half of A_{OFS} . For both subbands denoted by EB_1 for the energy band of outer FS and EB_2 for that of inner FS in Fig. 4g, the corresponding carrier densities are mainly distributed inside the QW. However, they also have a fading tail reaching up to 15 nm beyond the δ -doped region. Using the Onsager relation $F = (\Phi_0/2\pi^2)A$, where Φ_0 is the flux quantum, the frequency of SdH oscillations (or the slope of fan diagram) corresponding to outer and inner FS's are found to be 12.7 and 7.1 T, respectively.

The SdH oscillations are also analysed experimentally. To properly determine the positions of peaks and valleys in R_{xx} for the small amplitude oscillations at low fields, we take d^2R_{xx}/dB^2 and plot it as a function of $1/B$ at $V_G = 4.7$ V (see Fig. 4a). We then assign the integer indices to the d^2R_{xx}/dB^2 peaks (valley positions of R_{xx}), denoted by the closed circles in Fig. 4b and the half integer indices to the d^2R_{xx}/dB^2 valleys (R_{xx} peaks), indicated by the open circles in Fig. 4b. The frequency is deduced from the slope of indices versus $1/B$. The change of the slope at $1/B = 0.3 \text{ T}^{-1}$ ($B = 3.3$ T) from 12.9 T at high field to 6.4 T at low-field region signals two transport regimes.

Discussion

These two values agree quite well with the respective band calculation data as shown above. While the fact that the ratio of slope change is close to two may be interpreted as the spin degeneracy lifting at high field, this change turns out to be due to the peculiar subband structure of the present STO 2DES (see Supplementary Note 3). Taking the spin degeneracy into account, the total carrier density extracted from these two SdH frequencies (6.4 and 12.9 T) is found to be $9.0 \times 10^{11} \text{ cm}^{-2}$ ($3.0 \times 10^{11} \text{ cm}^{-2}$ for 6.4 T and $6.0 \times 10^{11} \text{ cm}^{-2}$ for 12.9 T); slightly lower than the carrier density estimated from the Hall effect, $1.0 \times 10^{12} \text{ cm}^{-2}$. This deviation is much smaller than that of previous reports^{8,16} and is likely due to a minor contribution from an additional conduction channel as mentioned above, which can only affect

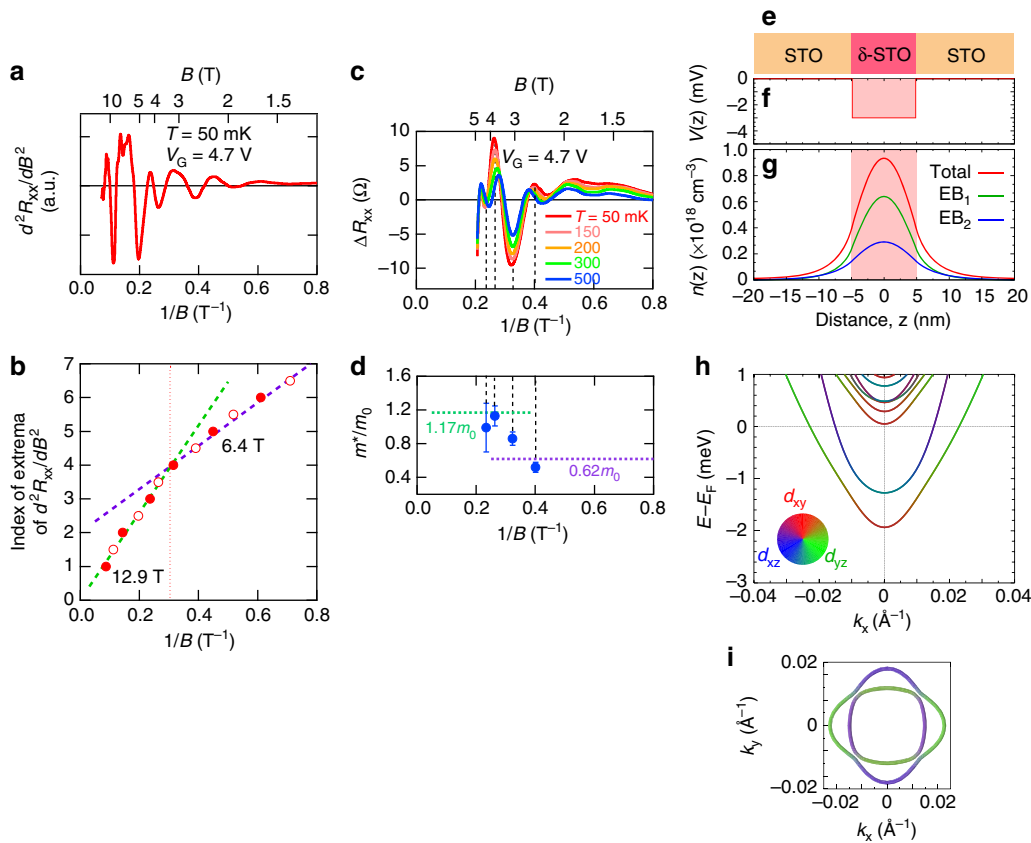


Figure 4 | Electronic structures of δ -doped SrTiO₃. (a) $d^2 R_{xx}/dB^2$ as a function of $1/B$ at 50 mK with $V_G = 4.7$ V, corresponding to $n = 1.0 \times 10^{12} \text{ cm}^{-2}$. (b) Indices of extrema in $d^2 R_{xx}/dB^2$ as a function of $1/B$. The integer (half integer) indices are assigned to the valley (peak) positions of R_{xx} denoted by the closed (open) circles. The slope changes from 12.9 to 6.4 T around $1/B = 0.3 \text{ T}^{-1}$ ($B = 3.3 \text{ T}$) as denoted by the dotted line. (c) SdH oscillations with $V_G = 4.7$ V after subtracting the non-oscillating background, ΔR_{xx} , is plotted as a function of $1/B$ at various temperatures. (d) Effective mass m^* experimentally determined from the temperature dependence of oscillation amplitude at each ΔR_{xx} extremum is shown by closed circles and those theoretically derived are indicated by horizontal dotted lines. (e–i) The calculated band structure of δ -doped STO-QW. The δ -doped region is assumed to be sandwiched between two sufficiently large slabs of undoped STO as shown in e. Assuming a square potential for the QW (f), the total and subband-decomposed charge-carrier density distributions (denoted by EB₁ for outer FS and EB₂ for inner one) are plotted in g and h. The corresponding orbital-projected band structure of QW. (i) The Fermi surface formed by the confined subbands.

the Hall effect (and not the SdH oscillations). This may accordingly explain why R_{xx} shows non-vanishing values in its minima. For the two peculiar oscillations, we expect that the outer FS contributes to the oscillations at high-magnetic-field region and the inner FS dominates the observed oscillations at low fields. This is due to the fact that at low fields the amplitude of oscillations originating from the high index Landau levels of outer FS are much weaker than that of low index of Landau levels of inner FS. At 3.3 T, the inner FS is expected to reach its quantum limit, and thus can no longer contribute to the oscillatory part of R_{xx} . On the other hand, the outer FS, due to its larger area, is still far from its quantum limit. Therefore, the oscillations observed at higher fields, are merely from the outer FS.

We have also calculated the cyclotron effective mass for each FS (m_{OFS}^* and m_{IFS}^* : the cyclotron effective mass for outer and inner FS) using the relation $m^* = \frac{\hbar^2}{2\pi} \frac{\partial A}{\partial E} \Big|_{E=E_F}$ and obtained $m_{OFS}^* = 1.17 m_0$ and $m_{IFS}^* = 0.62 m_0$. To compare these values with the experiment, we have deduced m^* from the temperature dependence of the SdH oscillations after subtracting the non-oscillating background (ΔR_{xx} , Fig. 4c). To be consistent with our calculations, we consider the R_{xx} oscillations for $n = 1.0 \times 10^{12} \text{ cm}^{-2}$ corresponding to $V_G = 4.7$ V. m^* is then determined at each ΔR_{xx} extremum, as denoted by the dashed lines in Fig. 4c,d

(additional information is provided in the Supplementary Note 4). Because of the weighted contribution of large and small FSs to R_{xx} oscillations, the electron mass at low fields is clearly smaller than that at high fields despite the uncertainty in estimated values of m^* (indicated by the error bars in Fig. 4d). This tendency is in accordance with our calculations of m_{IFS}^* and m_{OFS}^* , predicting a smaller (larger) m^* for the inner (outer) FS as indicated by horizontal lines.

Such a mixed subband contribution strongly affects the appearance of the QHE. Taking into account the relative positions of the subbands and their different effective masses, a schematic fan diagram for the spin-degenerate Landau levels stemming from each subband is depicted in Fig. 3d; green and purple lines correspond to the Landau levels (N) of outer (EB₁) and inner (EB₂) subbands, respectively. This diagram can explain both the disappearance of $\nu = 4$ and the stability of $\nu = 6$. As pointed out in refs 24,25, an even integer-filling factor is suppressed if two conditions are fulfilled: odd filling factors should occur simultaneously in each subband and two Landau levels, each from one of the subbands, should be degenerate at the chemical potential μ . Figure 3e visualizes a particular arrangement of Landau levels for which the quantum Hall state (QHS) $\nu = 4$ is suppressed. Here the chemical potential, denoted as μ_1 , is located at the crossing between $N = 1$ of EB₁ and $N = 0$ of EB₂. In

this situation, EB_1 is at filling factor $\nu = 3$ and EB_2 is at $\nu = 1$, so that the total filling factor becomes 4. However, this does not lead to the QHE, since μ_1 is not in a gap. Changing the charge-carrier density, and correspondingly relative population of the subbands, can shift the chemical potential into the gap between the Landau levels and thus lead to the formation of QHS at $\nu = 4$ as illustrated in Fig. 3f. In the same manner, we can explain the stability of QHS at $\nu = 6$. Considering the fact that EB_1 and EB_2 have different energies, the QHS at $\nu = 6$ can be suppressed if the filling factors of these subbands are $\nu = 5$ and $\nu = 1$, respectively. This, however, imposes a large imbalance on the charge-carrier densities of subbands, which cannot practically be realized in our STO structure. Thus, the QHS $\nu = 6$ is found to be stable in our experiment. In addition, one can find that slightly higher chemical potential than μ_2 makes $\nu = 4$ and 8 quantum Hall plateau more stable. However, much higher magnetic field will be needed to observe the $\nu = 2$ plateau in that case.

In conclusion, we have observed QHE in δ -doped STO grown at high temperature by MOMBE. This is the first observation of the QHE in perovskite oxides. The Hall conductance is quantized at even integer-filling factors. The absence of odd integer-filling factors is proposed to be due to the small g -factor of electrons. Using sophisticated electronic structure calculations, the peculiar behaviour of the QHE is attributed to the strong orbital anisotropy of subbands in the QW formed at the δ -doped STO region. For $\nu = 4$, the corresponding plateau disappears at certain low carrier densities due to a crossing of the two subbands. The realization of such a unique QHE system opens up a new route to explore the unknown aspects of quantum transport and their functionalities.

Methods

MBE growth. All films were grown by metal organic gas source molecular-beam epitaxy (MOMBE) at a high temperature^{13,16,21,26}. In this method, Sr and La flux were evaporated from a conventional effusion cell with a pure elemental source, where La atoms act as dopants by substituting the Sr sites. For the Ti source, Titanium tetra isopropoxide (TTIP) (99.9999 %) was kept around 100 °C for thermal evaporation from a MO container without any carrier gas. Sr flux was kept at a beam equivalent pressure (BEP) of 8×10^{-8} torr and TTIP was varied to optimize the TTIP/Sr ratio (see Supplementary Note 5). La flux was controlled by the temperature of the effusion cell calibrated by a quartz crystal microbalance thickness monitor as described in Supplementary Note 6. Although the sheet La concentration in all samples is set to $3 \times 10^{13} \text{ cm}^{-2}$, the measured sheet carrier density at 2 K varies widely between 1×10^{12} and $3 \times 10^{13} \text{ cm}^{-2}$ as shown in Fig. 1b. Such a variation might be caused by several reasons. As shown in Supplementary Note 6, Supplementary Fig. 6, and Supplementary Fig. 7, one is the experimental uncertainty of actual La beam flux and activation ratio of dopant. In fact, the carrier density at room temperature is found to vary between 1.5×10^{13} and $4.5 \times 10^{13} \text{ cm}^{-2}$. Another reason is a partial freezing of charge carriers while lowering the temperature. We found this freezing is more pronounced for samples with smaller carrier density at room temperature. This expands the variation of carrier density at 2 K towards smaller carrier density side. The reason of partial freezing is not clear but such a behaviour has been commonly observed in a number of previous studies on STO-based 2DESs^{8,18}. Taking into account the fact that thick single crystalline films with comparable or smaller La concentration do not show such a behaviour¹⁴, we presume that the charge-carrier freezing is related to the localization of carriers due to disorder effect pronounced by confinement. Distilled pure ozone as oxidizing agent was generated and supplied from MPOG-104A1-R, MEIDENSHA Co. to the chamber at a pressure of 5×10^{-7} torr. The films were grown at a substrate temperature of 1,200 °C, which can be achieved with a semiconductor-laser heating system²⁷ and is much higher than that used in previous MOMBE^{13,16,21}. Despite such a high-temperature growth, the depth profile measurement of La density revealed that La diffusion is absent as shown in Supplementary Note 7. To fill the oxygen vacancies formed during the growth, the samples were annealed in the growth chamber at 600 °C in $P_{\text{ozone}} = 1 \times 10^{-6}$ torr for 1 h after deposition. In contrast to previous reports²¹, the growth window of stoichiometric films is much wider, across a BEP ratio of TTIP/Sr = 25–140, due to higher growth temperature by laser heating as described in Supplementary Note 5. The lattice constant is constant at 3.905 Å, which is same with that of stoichiometric single crystals. The mobility at low temperatures exceeds $53,000 \text{ cm}^2 \text{ V}^{-1} \text{ s}^{-1}$ for the thick homogeneous La-doped STO film, which is higher than the record value of bulk single crystal of STO and comparable to the record of electron doped STO film reported previously¹³.

Electronic structure calculation. To calculate the interface band structure, we initially performed a DFT calculation using the Perdew–Burke–Ernzerhof exchange–correlation functional, modified by Becke–Johnson potential as implemented in the WIEN2K program²⁸. Relativistic effects, including spin–orbit coupling, were fully included. The muffin–tin radius of each atom R_{MT} was chosen such that its product with the maximum modulus of reciprocal vectors K_{max} become $R_{\text{MT}}K_{\text{max}} = 7.0$. The Brillouin zone was sampled by a $15 \times 15 \times 15$ k -mesh. The resulting DFT Hamiltonian was then down-folded using maximally localized Wannier functions^{29–31} to generate a 200 unit cell tight binding supercell stacking along [001] direction with additional on-site terms, accounting for the QW potential. The same method has been already applied and successfully reproduced the results of ARPES data of the 2DEG confined at the surface of STO⁶. Assuming a 10-nm-thick interface, the depth of QW was varied until the total amount of carrier density confined at, and in the vicinity of, the interface became $n = 1.0 \times 10^{12} \text{ cm}^{-2}$.

We emphasize that in our tight-binding supercell Hamiltonian, there is no adjustable parameter other than an on-site potential term, representing the band-bending potential in the QW. Even for this bending potential we consider the same width as that realized in our experiment. The only variable parameter in our calculation, as mentioned above, is the depth of the potential that is chosen such that it yields the same confined charge-carrier density as that observed in our experiment ($1 \times 10^{12} \text{ cm}^{-2}$).

Data availability. The authors declare that the data supporting the findings of this study are available within the article and its Supplementary Information.

References

- von Klitzing, K., Dorda, G. & Pepper, M. New Method for High-accuracy determination of the fine-structure constant based on quantized Hall resistance. *Phys. Rev. Lett.* **45**, 494–497 (1980).
- Sarma, S. D. & Pinczuk, A. *Perspectives in Quantum Hall Effects: Novel Quantum Liquids in Low-Dimensional Semiconductor Structures* (Wiley, 2008).
- Ezawa, Z. F. *Quantum Hall Effects: Field Theoretical Approach and Related Topics* 2nd edn (World Scientific Publishing Co. Pte. Ltd., 2008).
- Tsukazaki, A. *et al.* Observation of the fractional quantum Hall effect in an oxide. *Nat. Mater.* **9**, 889–893 (2010).
- Mattheiss, L. F. Effect of the 110 K phase transition on the SrTiO₃ conduction bands. *Phys. Rev. B* **6**, 4740–4753 (1972).
- King, P. D. C. *et al.* Quasiparticle dynamics and spin-orbital texture of the SrTiO₃ two-dimensional electron gas. *Nat. Commun.* **5**, 3414 (2014).
- Ohtomo, A. & Hwang, H. Y. A high-mobility electron gas at the LaAlO₃/SrTiO₃ heterointerface. *Nature* **427**, 423–426 (2004).
- Kozuka, Y. *et al.* Two-dimensional normal-state quantum oscillations in a superconducting heterostructure. *Nature* **462**, 487–490 (2009).
- Wang, Z. *et al.* Tailoring the nature and strength of electron-phonon interactions in the SrTiO₃(001) two-dimensional electron liquid. Preprint at <http://arxiv.org/abs/1506.01191> (2015).
- Li, L., Richter, C., Mannhart, J. & Ashoori, R. C. Coexistence of magnetic order and two-dimensional superconductivity at LaAlO₃/SrTiO₃ interfaces. *Nat. Phys.* **7**, 762–766 (2011).
- Hwang, H. Y. *et al.* Emergent phenomena at oxide interfaces. *Nat. Mater.* **11**, 103–113 (2012).
- Chang, C.-Z. *et al.* Experimental observation of the quantum anomalous Hall effect in a magnetic topological insulator. *Science* **340**, 167–170 (2013).
- Cain, T. A., Kajdos, A. P. & Stemmer, S. La-doped SrTiO₃ films with large cryogenic thermoelectric power factors. *Appl. Phys. Lett.* **102**, 182101 (2013).
- Tufte, O. N. & Chapman, P. W. Electron mobility in semiconducting strontium titanate. *Phys. Rev.* **155**, 796–802 (1967).
- Kozuka, Y. *et al.* Enhancing the electron mobility via delta-doping in SrTiO₃. *Appl. Phys. Lett.* **97**, 222115 (2010).
- Jalan, B. & Stemmer, S. Two-dimensional electron gas in δ -doped SrTiO₃. *Phys. Rev. B* **82**, 081103(R) (2010).
- Xie, Y. *et al.* Quantum longitudinal and Hall transport at the LaAlO₃/SrTiO₃ interface at low electron densities. *Solid State Commun.* **197**, 25–29 (2014).
- Caviglia, A. D. *et al.* Two-dimensional quantum oscillations of the conductance at LaAlO₃/SrTiO₃ interfaces. *Phys. Rev. Lett.* **105**, 236802 (2010).
- Chen, Y. Z. *et al.* Extreme mobility enhancement of two-dimensional electron gases at oxide interfaces by charge-transfer-induced modulation doping. *Nat. Mater.* **14**, 801 (2015).
- Chen, Y. Z. *et al.* A high-mobility two-dimensional electron gas at the spinel/perovskite interface of γ -Al₂O₃/SrTiO₃. *Nat. Commun.* **4**, 1371 (2013).
- Jalan, B., Moetakef, P. & Stemmer, S. Molecular beam epitaxy of SrTiO₃ with a growth window. *Appl. Phys. Lett.* **95**, 032906 (2009).
- Müller, K. A. & Burkard, H. SrTiO₃: An intrinsic quantum paraelectric below 4 K. *Phys. Rev. B* **19**, 3593–3602 (1979).
- King, P. D. C. *et al.* Subband structure of a two-dimensional electron gas formed at the polar surface of the strong spin-orbit perovskite KTaO₃. *Phys. Rev. Lett.* **108**, 117602 (2012).
- Ensslin, K. *et al.* Single-particle subband spectroscopy in a parabolic quantum well via transport experiments. *Phys. Rev. B* **47**, 1366–1378 (1993).

25. Guldner, Y. *et al.* Quantum Hall effect in $\text{In}_{0.53}\text{Ga}_{0.47}\text{As}$ -InP heterojunctions with two populated electric subbands. *Phys. Rev. B* **33**, 3990–3993 (1986).
26. Matsubara, Y., Takahashi, K. S., Tokura, Y. & Kawasaki, M. Single-crystalline BaTiO_3 films grown by gas-source molecular beam epitaxy. *Appl. Phys. Express* **7**, 125502 (2014).
27. Ohashi, S. *et al.* Compact laser molecular beam epitaxy system using laser heating of substrate for oxide film growth. *Rev. Sci. Instr.* **70**, 178–183 (1999).
28. Blaha, P., Schwarz, K., Madsen, G. K. H., Kvasnicka & Luitz, D. J. *WIEN2K, An Augmented Plane Wave + Local Orbitals Program for Calculating Crystal Properties* (Techn. Univ. Wien, 2001).
29. Souza, I., Marzari, N. & Vanderbilt, D. Maximally localized Wannier functions for entangled energy bands. *Phys. Rev. B* **65**, 035109 (2001).
30. Mostofi, A. A. *et al.* Wannier90: a tool for obtaining maximally localized Wannier functions. *Comp. Phys. Commun.* **178**, 685–699 (2008).
31. Kuneš, J. *et al.* Wien2wannier: From linearized augmented plane waves to maximally localized Wannier functions. *Comp. Phys. Commun.* **181**, 1888–1895 (2010).

Acknowledgements

We are grateful to H.Y. Hwang and N. Nagaosa for fruitful discussions. This work was partly supported by the 'Funding Program for World-Leading Innovative R&D on Science and Technology (FIRST)' of the Japan Society for the Promotion of Science (JSPS) initiated by the Council for Science and Technology Policy, by JSPS Grants-in Aid for Scientific Research, No. 24226002, and by PRESTO-JST 'Innovative nano-electronics through interdisciplinary collaboration among material, device and system layers'. Y.M. is supported by the RIKEN Junior Research Associate Program.

Author contributions

Y.M. and K.S.T. grew and characterized the films. Y.M., Y.K. and J.F. performed the low-temperature measurements. M.S.B. performed the electronic structure calculations. Y.M. and K.S.T. analysed the data. D.M., A.T., Y.T. and M.K. contributed to discussion of the results and guided the project. Y.M., K.S.T., M.S.B. and D.M. wrote the manuscript with contributions from all authors.

Additional information

Supplementary Information accompanies this paper at <http://www.nature.com/naturecommunications>

Competing financial interests: The authors declare no competing financial interests.

Reprints and permission information is available online at <http://npg.nature.com/reprintsandpermissions/>

How to cite this article: Matsubara, Y. *et al.* Observation of the quantum Hall effect in δ -doped SrTiO_3 . *Nat. Commun.* **7**:11631 doi: 10.1038/ncomms11631 (2016).



This work is licensed under a Creative Commons Attribution 4.0 International License. The images or other third party material in this article are included in the article's Creative Commons license, unless indicated otherwise in the credit line; if the material is not included under the Creative Commons license, users will need to obtain permission from the license holder to reproduce the material. To view a copy of this license, visit <http://creativecommons.org/licenses/by/4.0/>