



## Research Article

# *Tamarindus Indica* fruit shell ash: a low cost and effective catalyst for biodiesel production from *Parinari curatellifolia* seeds oil



Christian S. Nabora<sup>1,2</sup> · Cecil K. Kingondu<sup>3,4</sup> · Thomas T. Kivevele<sup>1</sup>

© Springer Nature Switzerland AG 2019

## Abstract

The study evaluated the potential use of agricultural waste, *Tamarindus indica* fruit shell ash, as a solid base catalyst for production of biodiesel. The catalyst was prepared by calcination of *T. indica* fruit shell at 800 °C in muffle furnace for 3 h. Branauer-Emmett-Teller, thermal gravimetric analysis, X-ray diffraction, scanning electron microscope, X-ray fluorescence, and Hammett indicator techniques were used to characterize the physicochemical properties of the produced catalyst. The catalyst had basic strength of greater than 9.7 and mesoporous structure with pore size  $d = 3.2$  nm. The crystalline phase was made up of calcium oxide, potassium oxide, and magnesium oxide. The catalyst was tested for biodiesel production using *Parinari curatellifolia* seeds oil. The results showed that the best operating parameters for the production of biodiesel were 9:1 methanol to oil molar ratio, 125 mg catalyst (5 wt% of oil), 2 h reaction time, and 60 °C reaction temperature. These optimized operating parameters afforded a maximum yield of 96.2%. Also, fuel properties of biodiesel: acid value, viscosity, and flash, pour, and cloud points were investigated and compared to the ASTM standards limits D6751. The results were observed to be in good agreement with the ASTM standards limits for biodiesel. In addition, the catalyst was easily separated and subsequently reused for four runs in biodiesel production. Thus, Tamarind fruit shell derived catalyst is very promising for the production of biodiesel due to its high performance, low-cost, easy preparation and availability.

**Keywords** *Tamarindus indica* fruit shell · Biodiesel · Solid base catalyst · *Parinari curatellifolia* · Transesterification

## 1 Introduction

Energy is a key component for economic development, poverty reduction, and prosperity [1]. Diesel and petrol are the most commonly used fossil fuels in the energy mix contributing more than 82% of the world's total primary energy. Fossil fuels are a precious resource with limited supply but their by-products affect people and the environment [2]. The use of renewable and clean energy obtained from replenishable sources such as biomass offers solutions for various fossil fuel-linked problems that challenge many societies around the world. Biofuels

including biodiesel, have become more attractive due to the fact that biomass feedstocks are easily available, cheap, easily bio-degraded, and their combustion by-products are less harmful and are environment friendly [3]. Biodiesel is a mixture of alkyl esters obtained when tryglycerides are transesterified in the presence of catalyst giving glycerol as by-product [4].

The conventional production of biodiesel using homogeneous catalysts has been replaced by eco-friendly heterogeneous catalysts [5]. These heterogeneous basic catalysts are advantageous in nature since they are easily separated from reaction mixture, recyclable (cost

✉ Christian S. Nabora, naborac@nm-aist.ac.tz; naborachristian@gmail.com; Cecil K. Kingondu, kingonduc@biust.ac.bw | <sup>1</sup>Department of Materials and Energy Science and Engineering (MESE), Nelson Mandela African Institution of Science and Technology (NM-AIST), PO Box 447, Arusha, Tanzania. <sup>2</sup>Department of Transport Engineering and Technology, National Institute of Transport, PO Box 705, Dar es Salaam, Tanzania. <sup>3</sup>Department of Chemical and Forensic Sciences, Botswana International University of Science and Technology, Private Bag 16, Palapye, Botswana. <sup>4</sup>Department of Chemistry, South Eastern Kenya University, PO Box 17090200, Kitui, Kenya.



SN Applied Sciences (2019) 1:253 | <https://doi.org/10.1007/s42452-019-0256-3>

Received: 11 December 2018 / Accepted: 12 February 2019 / Published online: 21 February 2019

effective), tolerant to moisture and high free fatty acid (FFA), non-corrosive and can be derived from abundant renewable resources [6–10]. Various researchers have investigated the potential of agricultural wastes and unutilized biomass as sources of solid catalysts for biodiesel production. Good examples of biomass derived catalysts are calcined shells: egg shells [3, 11], snail shells [12], sea shells [13], fish scales [5], animal bones [14, 15] and agricultural wastes such as coconut wastes [16], cocoa pod, rice husk [17], and camphor tree ash impregnated with  $K_2CO_3$  [18].

Generally, biomass in nature has variable amounts of inorganic constituents. The major inorganic constituents in biomass are Ca, Mn, Fe, Ti, Si, Al, Cl, S, Mg, P, Na, and other trace elements [19, 20]. Biomass with high amount of carbonate can be transformed into their corresponding oxides through thermal treatment (calcination process) [21, 22]. According to Abdullah et al. [10], calcination of the biomass can be done from 300 to 1000 °C depending on the type of biomass. In their study they observed that, biomass residue with high quantities of Ca (> 40 wt%) upon calcination generates CaO that is potentially active as heterogeneous catalyst for biodiesel production. Furthermore, Vassilev et al. [20] noted that biomass ashes calcined at 500 °C and above, have high crystalline character and limited amorphous inorganic and organic materials and thus high activity in biodiesel production.

*Tamarindus indica* fruit shells (TIFSs) are among agricultural wastes from juice processing industry that are naturally rich in calcium compounds [23]. It comes from *Tamarindus indica* tree plant which belongs to the dicotyledonous family: *Caesalpinaceae*, indigenous to tropical Africa. The pulp is used in preparing different foods such as confections, curries, sauces, juices and other beverages leaving shells with no value. Also, tamarind drinks are already in the market in many countries making Tamarind fruit shell ubiquitous [24]. Tamarind fruit shell wastes are cheap and made up of  $CaCO_3$  (11.1%) by weight [25]. Also, elements such as K (13.08), Ca (36.6), Mn (12.1), Mg (10.4), Na (8.90), Zn (7.0), Fe (4.5) and Cu (2.10) mg/100 g of dry matter are known to be present [26]. TIFSs have high amounts of alkaline earth metals. Like any other biomass wastes, when burned to ashes, they readily form metal oxides that can be used as solid catalysts for transesterification process [27].

Thus, in this study, a new catalyst from *Tamarindus indica* fruit shell was developed, characterized and its performance in production of biodiesel from *Parinari curatellifolia* seeds oil (PCSO) tested. *P. curatellifolia* seeds are not commonly used as foodstuff and have high oil content of about 38.5% [28–30]. However, PCSO has not extensively been studied for biodiesel production. *P. curatellifolia* is an African tropical evergreen fruit tree with a mushroom like shape, belonging to the family *Chrysobalanaceae*, found in

many African forests. In Tanzania, the plant grows well in the northern and southern highlands such as Iringa where it is locally known as msawula in Njombe whilst in Mbeya is known as mbende [31]. The use of ashes from agricultural residues can serve as cheap, effective and potential catalyst for a number of reactions including transesterification [17, 32]. Most of biomass based catalysts exhibit good catalytic performance evinced by high biodiesel yield of more than 80% at optimal conditions [22, 33].

## 2 Materials and methods

### 2.1 Materials and reagents

TIFSs were collected from juice processing industry and market places in Arusha Tanzania. The ripen Parinari fruits were collected from fields in Njombe region in the Southern highlands of Tanzania. The reagents methanol (99.8%), ethanol (absolute), isopropyl alcohol (95%), sodium hydroxide (NaOH), potassium hydroxide (KOH) were from LOBA Chemie. Phenolphthalein indicator (GRIFFChem), HCl (37%) from BDH Chemicals, Wijs (iodine monochloride) reagent, benzene and benzoic acid were from Sigma Aldrich. All chemicals were of analytical grade and thus no purification was done.

### 2.2 Catalyst preparation and characterization

The TIFSs were thoroughly washed with tap water and rinsed with distilled water to remove dirt and other particulate materials. The cleaned TIFSs were oven dried at 105 °C for 12 h and ground for calcination. Before calcinations TGA analysis was done using Linseins thermal analysis machine (STA 1000). The weight of the sample used was 4.33 mg and heating temperature range from 29.6 to 900 °C at a ramp rate of 5 °C min<sup>-1</sup> was used. The ground catalyst precursor was calcined in a muffle furnace at 800 °C for 3 h at a ramp rate of 5 °C min<sup>-1</sup> to form *Tamarindus indicia* fruit shell ash (TIFSA). The resultant TIFSA was collected, cooled in desiccator for further analysis and used as heterogeneous base catalyst for trans-esterification of *P. curatellifolia* seeds oil.

Elemental analysis was done using SPECTRO XEPOS machine fitted with energy dispersive X-rays fluorescence spectrometer (EDXRF). The microstructure of as-prepared catalysts was analyzed using a field emission scanning electron microscope (SEM-JSM-7600F Thermo NORAN System7) fitted with EDX. The textural parameters of the catalyst were evaluated using Quanta chrome Nova 4200 with nitrogen adsorption–desorption isotherms acquired at 77.3 K. The catalyst was degassed at 200 °C prior to the sorption analysis. Surface area was determined using BET equation.

Barrett-Joyner-Halenda (BJH) method was used to calculate pores size distribution from the desorption isotherm. The X-ray diffraction patterns were acquired using X-ray power diffractometer (XRD, MAC MXP18Tokyo, Japan), with Cu-K $\alpha$  radiation. The basic strength of the catalyst was determined using Hammett indicator method using phenolphthalein to give qualitative information of the catalyst.

### 2.3 Physical and chemical properties of *P. curatellifolia* seeds oil

The physical–chemical properties of crude *P. curatellifolia* seeds oil; saponification, acid, and iodine values as well as oil content were determined using American Standard Testing Method (ASTM, 1983) and American Oil Chemists Society (AOCS) Official Methods [34, 35].

### 2.4 Biodiesel production

The production of biodiesel was done using batch reactor. The reactor was fitted with water bath, heating plate with magnetic stirrer, 250 mL Erlenmeyer flat bottomed flask fitted with reflux condenser and thermometers. *P. curatellifolia* seeds oil was measured and preheated at 105 °C for 5 min to reduce water content and allowed to cool to 65 °C. In order to determine the optimal yield and conditions for the biodiesel production, various reaction parameters such as reaction time, methanol to oil molar ratio and amount of catalyst loading was varied. During transesterification process, catalyst loading was varied from 1 to 6 wt% of oil at intervals of 1%; methanol to oil molar ratios of 3:1, 6:1, 9:1, and 12:1 were used and the reaction time was also altered from 1 to 4 h at intervals of 30 min. The reaction temperature was maintained at 60 °C below boiling point of methanol while stirring at 3000 rpm using magnetic stirrer. After the reaction, the mixture was let to cool and two distinct layers of catalyst at bottom and the mixture of glycerol and biodiesel at the top were formed. The top mixture was separated and put into a separating funnel where it was kept overnight without agitation. Two more distinct layers were formed, bottom layer being glycerol and the top layer biodiesel. The raw biodiesel was separated from glycerol purified using vacuum distillation flask followed by partial heating at 70 °C to remove excess methanol. The biodiesel was then washed four times with warm deionized water to remove traces of impurities such soap, glycerol, and catalyst. The washed biodiesel was dried by using anhydrous MgSO<sub>4</sub> overnight to remove the residual water content. Then, the yield was calculated using Eq. (1)

$$\%yield = \frac{\text{weight of biodiesel}}{\text{weight of oil}} \quad (1)$$

### 2.5 Characterization of biodiesel properties

The biodiesel produced from *P. curatellifolia* seeds oil using TIFSA based catalyst was tested and analyzed for both physical and chemical properties at Tanzania Bureau of Standards (TBS). Physical and chemical properties of the samples were analyzed according to the standard test methods: density and kinematic viscosity was measured by Anton Parar Stabinger viscometer using ASTM D7042 testing method, cloud point and pour point were tested using cloud and pour point test cabinet as per ASTM D2500 and ASTM D97 test method, respectively. Flash point was determined by Pensky-Martin open cup tester using test method ASTM D93 while *American Oil Chemists Society (AOCS) Official Method CD1-25* and *AOCS Official Method CD3-25* were used to determine acid, iodine and saponification values.

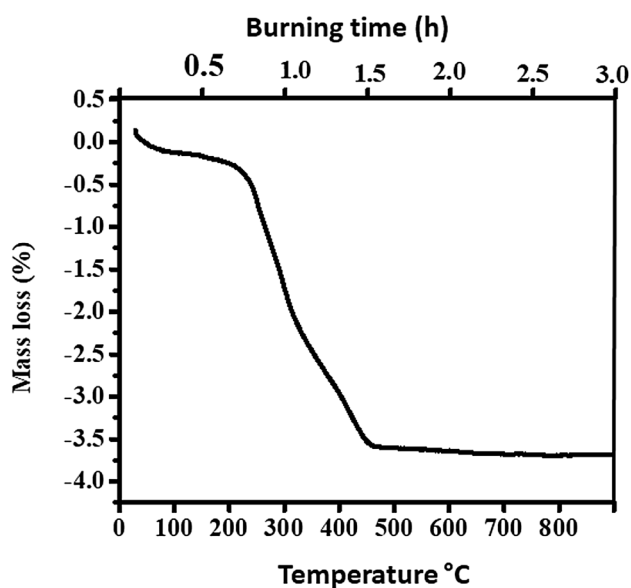
### 2.6 Catalyst reusability

One of the benefits of heterogeneous over homogeneous catalyst is its reusability. In this study, the reusability of the synthesized catalyst was examined. The catalyst spent in the 1st biodiesel production run was washed with methanol severally to remove oil and glycerol content. The catalyst was then oven dried at 110 °C for 2 h to remove methanol and any traces of water formed during the transesterification reaction process. The dried spent catalyst was then cooled inside a desiccator and used for biodiesel production in the subsequent run. This process was repeated four times and the yield of biodiesel of each in subsequent run calculated using Eq. (1).

## 3 Results and discussion

### 3.1 Catalyst characterization

The appropriate calcination temperatures for catalyst precursor TIFs in this study was obtained through thermogravimetric analysis as depicted in Fig. 1. Upon calcination, significant mass loss of 75% was observed at temperature between 250 and 480 °C where volatile matter escaped from the catalyst precursor materials. Thermal stability of the catalyst materials at temperature from 500 to 750 °C was an indication that the decomposition of the catalyst precursor was complete with metal oxides remaining as the residue. Since TIFs have high content of CaCO<sub>3</sub>, temperature higher than 750 °C was therefore used to decompose all the carbonate based materials to CaO [3, 36, 37]. According to Abdullah et al. [10], depending on the biomass type, carbonates of calcium and potassium dissociate between 700 and 900 °C to form their respective

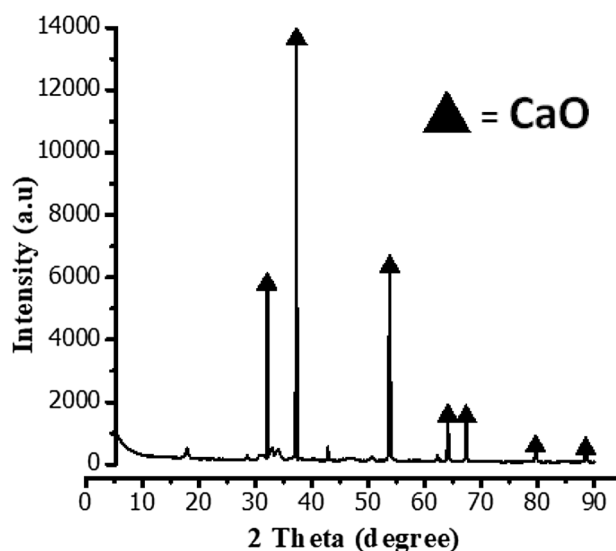


**Fig. 1** TGA profile of catalyst precursor TIFs at the temperature range between 30 and 900 °C

metal oxides while releasing  $\text{CO}_2$ ,  $\text{H}_2\text{O}$ , and other organic materials when burnt in air. The high content of calcium oxide was confirmed by the XRF analysis of the ash: ca 47.4% CaO.

Furthermore, to determine the catalyst basic strength, Hammett indicator method was used with phenolphthalein as the indicator. The catalyst (25 mg) was tested with 0.5 mL of Hammett indicator solution and color change was noted. The color of the mixture was observed to change to pink implying that the catalyst had stronger basic property, that is,  $\text{H} > 9.8$ . [2, 38]. The chemical composition of TIFSA calcine at 800 °C was obtained by XRF technique. The sample was mainly composed of CaO (47.4%),  $\text{K}_2\text{O}$  (19.2%), MgO (5.1%),  $\text{SiO}_2$  (3%),  $\text{P}_2\text{O}_5$  (3.1%), and traces of other compounds. The presence of significant amount of alkaline and alkaline earth metal oxides, CaO,  $\text{K}_2\text{O}$ , and MgO in the prepared catalyst explains its good performance as a base catalyst in biodiesel production [27, 37, 38].

The XRD pattern of the TIFSA catalyst calcined at 800 °C is shown in Fig. 2. The pattern was obtained using CuK $\alpha$  radiation with wavelength ( $\lambda$ ) of 1.5418 nm from 5 to 90, 2 theta degrees. The diffraction peaks at  $2\theta$ : 32.18, 37.52, 53.95, 63.75, 67.39, 79.55, and 88.31 degrees correspond to CaO based on Joint Committee on Powder Diffraction Standards (JCPDS) card file number 00-037-1497. In addition, the XRD pattern of the TIFSA catalyst was similar to CaO patterns reported in the literature [3, 11, 39]. The high intensity of the peaks and narrow peak widths are indicative of good crystallinity of the materials. The unmarked peaks in the XRD pattern are




**Fig. 2** XRD pattern of TIFs derived catalyst calcined at 800 °C

attributed to  $\text{CaCO}_3$  phase and other impurity phases of the trace elements in the TIFs.

Figure 3 presents SEM images of the TIFSA catalyst and the chemical composition of the ash as determined by EDS. The SEM micrographs in Fig. 3a–c indicate that, TIFSA had pseudo spherical microstructure constructed of particles of irregular morphology. The interparticle porosity clearly seen in the micrographs, Fig. 3a–c, are very good for mass transport during transesterification reaction and for exposing the active sites and thus the good performance of the catalyst. Figure 3d shows the elemental composition of TIFSA as determined by EDS. It was observed that Ca was present at substantially higher amount compared to K and Si. This suggested that CaO was the major compound. The aluminum (Al) detected in the sample was probably coming from the Al sample holder since Al was not detected in the sample by XRF. The results were in good agreement with that determined by XRF, however, Mg and thus MgO was not observed by EDS technique.

The BET method was employed to determine the specific surface area of TIFSA calcined at 800 °C. The surface area was found to be  $378 \text{ m}^2 \text{ g}^{-1}$  and total pore volume of  $0.585 \text{ cm}^3/\text{g}$  was obtained computed from the adsorption isotherm at relative pressure ( $P/P_0$ ) of less or equal to 1. In this study, the Barret–Joyner–Halenda method (BJH) was used to calculate the pore size distributions over the entire surface of the catalyst. The pore diameter was found to be 3.2 nm, characteristic of a mesopore catalyst. According to Zabeti et al. [27], the specific surface area and pores volume together play a major role in the activity and hence the performance a catalyst. The prepared catalyst showed high surface area and small

**Fig. 3** SEM images of the TIFSA calcined at 800 °C **a** low magnification image of the catalyst, **b, c** high magnification images of the catalyst, **d** elemental analysis by EDS



**Table 1** Physicochemical properties of PCSO

Property	Unit	<i>P. curatellifolia</i> oil
Oil content	%	36.2
Acid value	mgKOH/g	6.67
Iodine value	gI <sub>2</sub> /100 g	82.62
Saponification value	mgKOH/g	135.5
FFA	mgKOH/g	3.33

particle size, which could be the reason for exhibiting good performance during transesterification process [40].

### 3.2 The physicochemical properties of PCSO

The physicochemical properties of PCSO were determined as per AOCS *Official Method CD1-25* [34] and AOCS *Official Method CD3-25* [35] and the results summarized in Table 1. The oil content from *P. curatellifolia* seeds was found to be 36.2% which was suitably high for biodiesel production [1, 41, 42]. From the results shown in Table 1, the acid value was moderately high, suggesting high level of FFA that could cause soap formation. For oils with FFA greater than 1%, it is advisable to use heterogeneous catalyst in order to avoid reduction of biodiesel yield arising from soap formation [43–45].

### 3.3 Fuel properties of *P. curatellifolia* seeds oil fatty methyl ester (PCUME)

The fuel properties of biodiesel produced from PCSO by transesterification reaction using calcined TIFSA catalyst were determined as per ASTM D6751 standard and results summarized in Table 2. It was observed that, viscosity, cloud and pour points, and acid value were within acceptable range as prescribed in ASTM D6751 while density was slightly higher than the limit. According to Ong et al. [46], density of biofuel depends on the chain length of methyl ester and its saturation level. The higher the unsaturation of methyl esters, the higher the density. Probably this could be the reason for the high density of PCUME. Denser fuels are less compressible and this results into poor atomization process and thus incomplete combustion [4, 42, 46]. The PCUME exhibited higher flash point temperature of about 172 °C. Flash point is the temperature at which the fuel starts to burn when it comes into contact with fire [47]. It is an important temperature from the safety point of view especially during storage and transportation [4]. The minimum allowable limit for pure biodiesel as per ASTM D6751 is 130 °C, therefore, PCUME meets the standard.

**Table 2** Physical and chemical properties of produced *Parinari curatellifolia* biodiesel

Property	Unit	Equipment used	Petrol diesel ASTM D975 limits	Biodiesel ASTM D 6751 limits	<i>P. curatellifolia</i> methyl ester
Density @ 20 °C	Kg/m <sup>3</sup>	Auton Paar density meter	850	840–880	889
Kinematic viscosity @ 40 °C	mm <sup>2</sup> /s	Stabinger Viscometer	2.0–4.5	1.9–6.0	5.8
Flash point	°C	Pensky-Martin	60–80	130 minimum	172
Cloud point	°C	Test cabinet	–15 to –5	–3 to 12	9
Pour point	°C	Test cabinet	–35 to –15	–15 to 10	–6.1
Calorific value	MJ/kg	Bomb calorimeter	42–46	–	39.3
Acid value	mgKOH/g	Titration apparatus		0.5 max	0.1

### 3.4 Catalyst performance and effect of different reaction parameters on biodiesel production

#### 3.4.1 Influence of catalyst loading

The performance of the calcined catalyst was evaluated by determining biodiesel yield, using Eq. (1), upon varying the reaction conditions: catalyst loading, temperature, reaction time, and methanol-to-oil ratio. The catalyst loading (calculated as wt% of oil in our study) for a given reaction has great influence in determining the product yield. In testing catalyst loading effect, excess methanol-to-oil ratio of 12:1 was used since excess methanol tends to shift the reaction equilibrium towards the product side. The catalyst loading with respect to the weight of the oil was varied from 1 to 6% at intervals of 1% and the corresponding biodiesel yields were calculated using Eq. (1), while reaction time and temperature were maintained at 4 h and 60 °C, respectively, and stirring rate of 3000 rpm was used for all the reactions. Figure 3 shows the influence of catalyst loading on biodiesel yield. When the amount of catalyst was increased from 1 to 5%, the percent conversion and hence the biodiesel yield increased. Catalyst loading of 5 wt% to oil weight gave the highest yield of 95.7%. The increase in yield with catalyst loading was probably due to the increase in surface area and the number of basic active sites for transesterification reaction. Upon increasing the catalyst loading above 5%, biodiesel yield decreased dramatically. This was probably due to higher viscosity of reaction mixture resulting in poor diffusion and mass transport in the methanol-oil-catalyst system [48, 49]. Therefore, 5% was found to be the optimal catalyst loading (Fig. 4).

#### 3.4.2 Influence of reaction time

The yield of the methyl esters increases with reaction time [3] and the rate of conversion depends on how long the reaction takes place [18]. The optimum reaction time for biodiesel production using PCSO with 5% wt of catalyst

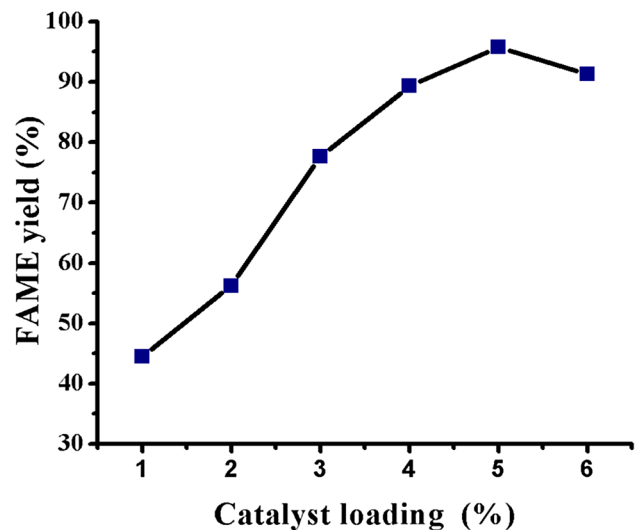


Fig. 4 Influence of catalyst loading on biodiesel yield

loading and excess methanol of 12:1 was determined by varying reaction time from 0.5 to 4 h at intervals of 30 min under same condition of temperature and agitation (60 °C and 3000 rpm). The results for the effect of reaction time on the conversion of oil to biodiesel are presented in Fig. 5. The yield increased from 53.3% at 30 min to 96.2% at 120 min and remained almost constant up to 150 min. Beyond 150 min reaction time, the yield decreased unceasingly albeit gradually. The decrease in biodiesel yield beyond 150 min was ascribed to the reversal of transesterification reaction that leads to loss of esters and formation of soap from fatty acids [50]. In this work, the optimal reaction time was therefore found to be 2 h.

#### 3.4.3 Influence of methanol-to-oil molar ratio

Methanol to oil molar ratio is also a critical parameter in the transformation of triglycerides to biodiesel. Transesterification reaction requires stoichiometric ratio of three

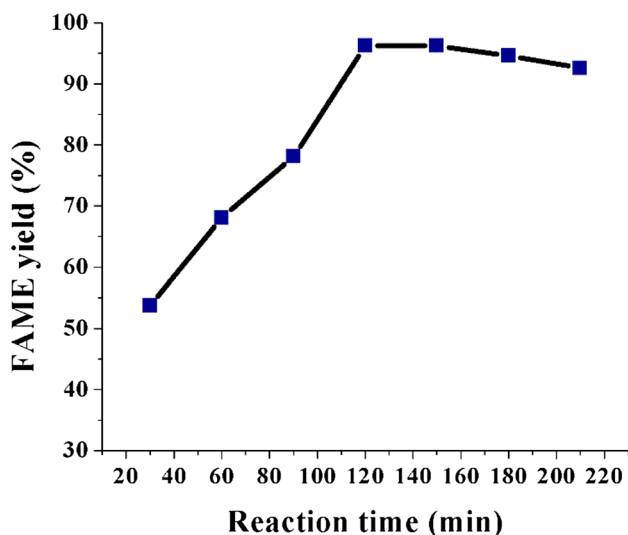


Fig. 5 Influence of reaction time on biodiesel yield

moles of methanol per mole of triglyceride. However, excess methanol improves the extent of the transesterification reaction biasing the equilibrium towards the product side [37, 48, 51]. In this work, the molar ratio of methanol to oil was varied from 3:1, 6:1, 9:1 to 12:1 and its influence on triglyceride conversion investigated using 5 wt% of catalyst, 2 h reaction time, 60 °C reaction temperature, and 3000 rpm stirring speed. It was observed that the yield increased as molar ratio increased. When 9:1 methanol to oil molar ratio was used, the highest biodiesel yield of 96.2 was obtained. No increase in yield was observed on increasing molar ratio to 12:1 as shown in Fig. 6, instead, a very small drop in the yield was observed. Too much alcohol, in our case methanol, has been shown

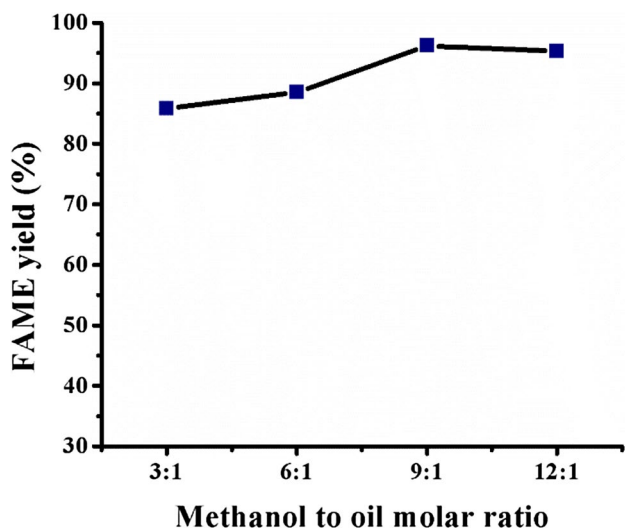


Fig. 6 Influence of methanol-to-oil molar ratio on biodiesel yield

to increase the polarity of the reaction mixture resulting to increased solubility of glycerol in the methyl ester layer. This increases the likelihood of reverse reaction thereby reducing methyl ester (biodiesel) yield [52].

### 3.5 Reusability of the catalyst

The catalyst was reused four times in the transesterification process. In the first, second, third, and fourth run, the yields were 96.2, 91.7, 85.6, and 74.2%, respectively, under the optimal conditions of 1:9 methanol to oil molar ratio, 5 wt% catalyst loading, 2 h reaction time, 60 °C reaction temperature, and 3000 rpm stirring rate. The catalyst recyclability results in Fig. 7 show that catalyst efficiency based on biodiesel yield decreased in each subsequent run and this was caused by the deactivation of the catalyst. The deactivation was probably caused by poisoning of active site by water and CO<sub>2</sub> from the air. The ability of the catalyst to be used several times shows that the catalyst has a huge potential in cutting operational expenses in biodiesel production associated with catalyst design and synthesis.

### 3.6 Conclusion

In this work, a low cost solid catalyst with superior activity and reusability was successfully synthesized by direct calcination of TIFs (a waste agricultural biomass) for transesterification of PCSO. The calcination at 800 °C afforded CaO catalyst with good catalytic activity, basic strength of 9.8, surface area of 378 m<sup>2</sup> g<sup>-1</sup>, and pore diameter of 3.2 nm. The best operating parameters for the production of biodiesel were found to 5 wt% catalyst loading, 2 h reaction

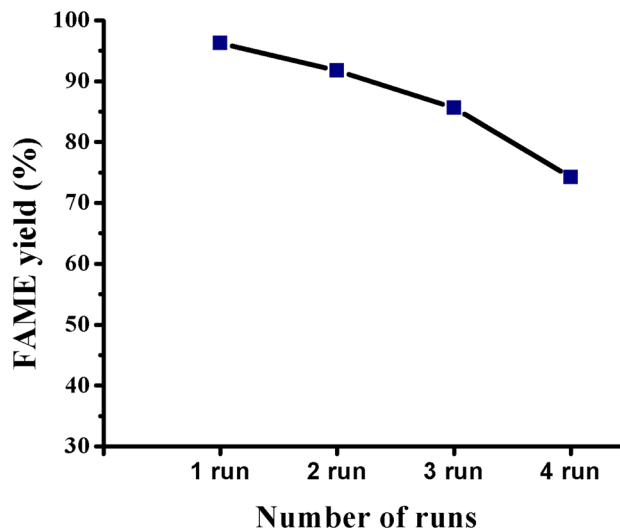


Fig. 7 Catalyst reusability versus % FAME yield

time, 9:1 methanol to oil molar ratio and 60 °C reaction temperature. By using these optimum operating conditions, maximum yield of fatty acid methyl esters (FAME) of 96.2% was obtained. In addition, the key physico-chemical parameters of the biodiesel produced in our study, that is, viscosity, cloud point, pour point, and acid value were found to be within the acceptable standard limits stipulated by ASTM D6751. However, density and flash point were slightly higher than the limits. This shows that PSCO and the catalyst developed herein could be used to reduce the reliance on fossil diesel and thus help in mitigating climate change and reducing the national expenditure on fossil diesel imports. Moreover, the catalyst performance was not significantly reduced by reuse considering the biodiesel yield of 74% obtained in the fourth run. This does not only make the process of producing biodiesel cheap, but also translates to reduced amount of catalyst waste disposal thus making the catalyst environment friendly.

**Acknowledgements** Financial support from the National Institute of Transport is highly acknowledged. The authors also acknowledge direct and indirect support from the Nelson Mandela African Institution of Science and Technology (NM-AIST) and The World Academy of Sciences (TWAS).

## Compliance with ethical standards

**Conflict of interest** We declare no conflict of interest in this work.

## References

- Atabani AE, Silitonga AS, Badruddin IA, Mahlia T, Masjuki H, Mekhilef S (2012) A comprehensive review on biodiesel as an alternative energy resource and its characteristics. *Renew Sustain Energy Rev* 16(4):2070–2093
- Cantrell DG, Gillie LJ, Lee AF, Wilson K (2005) Structure-reactivity correlations in MgAl hydrotalcite catalysts for biodiesel synthesis. *Appl Catal A* 287(2):183–190
- Wei Z, Xu C, Li B (2009) Application of waste eggshell as low-cost solid catalyst for biodiesel production. *Bioresour Technol* 100(11):2883–2885. <https://doi.org/10.1016/j.biortech.2008.12.039>
- Canakci M, Van Gerpen J (2001) Biodiesel production from oils and fats with high free fatty acids. *Trans ASAE* 44(6):1429
- Chakraborty R, Bepari S, Banerjee A (2011) Application of calcined waste fish (*Labeo rohita*) scale as low-cost heterogeneous catalyst for biodiesel synthesis. *Bioresour Technol* 102(3):3610–3618
- Helwani Z, Othman M, Aziz N, Fernando W, Kim J (2009) Technologies for production of biodiesel focusing on green catalytic techniques: a review. *Fuel Process Technol* 90(12):1502–1514
- Ngamcharussrivichai C, Nunthasanti P, Tanachai S, Bunyakiat K (2010) Biodiesel production through transesterification over natural calciums. *Fuel Process Technol* 91(11):1409–1415
- Naik SN, Goud VV, Rout PK, Dalai AK (2010) Production of first and second generation biofuels: a comprehensive review. *Renew Sustain Energy Rev* 14(2):578–597
- Liu X, He H, Wang Y, Zhu S, Piao X (2008) Transesterification of soybean oil to biodiesel using CaO as a solid base catalyst. *Fuel* 87(2):216–221
- Abdullah SHYS, Hanapi NHM, Azid A, Umar R, Juahir H, Khattoon H, Endut A (2017) A review of biomass-derived heterogeneous catalyst for a sustainable biodiesel production. *Renew Sustain Energy Rev* 70:1040–1051. <https://doi.org/10.1016/j.rser.2016.12.008>
- Marques Correia L, Cecilia JA, Rodríguez-Castellón E, Cavalcante CL, Vieira RS (2017) Relevance of the physicochemical properties of calcined quail eggshell (CaO) as a catalyst for biodiesel production. *Hindawi* 2017:1–12
- Mohan S (2015) Studies on optimization of biodiesel production-snail shell as eco-friendly catalyst by transesterification of neem oil. *Int J Innov Res Technol Sci Eng (IJIRTSE)* 1:5–10
- Rezaei R, Mohadesi M, Moradi G (2013) Optimization of biodiesel production using waste mussel shell catalyst. *Fuel* 109:534–541
- Obadih A, Swaroopa GA, Kumar SV, Jeganathan KR, Ramasubbu A (2012) Biodiesel production from palm oil using calcined waste animal bone as catalyst. *Bioresour Technol* 116:512–516
- Smith SM, Oopathum C, Weeramongkhonlert V, Smith CB, Chaveanghong S, Ketwong P, Boonyuen S (2013) Transesterification of soybean oil using bovine bone waste as new catalyst. *Bioresour Technol* 143:686–690
- Sulaiman S, Ruslan NI (2017) A heterogeneous catalyst from a mixture of coconut waste and eggshells for biodiesel production. *Energy Sources Part A Recov Util Environ Effects* 39(2):154–159
- Amos O, Ogunniyi DS, Odetoye TE (2016) Production of biodiesel from *Parinari polyandra* B. seed oil using bio-based catalysts. *Niger J Technol Dev* 13(1):26. <https://doi.org/10.4314/njtd.v13i1.5>
- Li C, Hu X, Feng W, Wu B, Wu K (2018) A supported solid base catalyst synthesized from green biomass ash for biodiesel production. *Energy Sources Part A Recov Util Environ Effects* 40(2):142–147
- Jenkins B, Baxter L, Miles T Jr, Miles T (1998) Combustion properties of biomass. *Fuel Process Technol* 54(1–3):17–46
- Vassilev SV, Baxter D, Andersen LK, Vassileva CG (2013) An overview of the composition and application of biomass ash. Part 1. Phase-mineral and chemical composition and classification. *Fuel* 105:40–76
- Maneerung T, Kawi S, Wang C-H (2015) Biomass gasification bottom ash as a source of CaO catalyst for biodiesel production via transesterification of palm oil. *Energy Convers Manag* 92:234–243
- Tang Z-E, Lim S, Pang Y-L, Ong H-C, Lee K-T (2018) Synthesis of biomass as heterogeneous catalyst for application in biodiesel production: state of the art and fundamental review. *Renew Sustain Energy Rev* 92:235–253. <https://doi.org/10.1016/j.rser.2018.04.056>
- Sivasankar V, Rajkumar S, Muruges S, Darchen A (2012) Tamarind (*Tamarindus indica*) fruit shell carbon: a calcium-rich promising adsorbent for fluoride removal from groundwater. *J Hazard Mater* 225:164–172
- Meher B, Dash DK, Roy A (2014) A review on: phytochemistry, pharmacology and traditional uses of *Tamarindus indica* L. *World J Pharm Pharm Sci* 3(10):229–240
- Wadkar M, Rode C, Bendale Y, Patil K, Gaikwad A, Prabhune A (2006) Effect of calcination cycles on the preparation of tin oxide based traditional drug: studies on its formation and characterization. *J Pharm Biomed Anal* 41(4):1473–1478
- Ajayi IA, Oderinde RA, Kajogbola DO, Uponi JI (2006) Oil content and fatty acid composition of some underutilized legumes from Nigeria. *Food Chem* 99(1):115–120



27. Zabeti M, Daud WMAW, Aroua MK (2009) Activity of solid catalysts for biodiesel production: a review. *Fuel Process Technol* 90(6):770–777
28. Oladimeji A, Bello M (2011) Proximate analysis and fatty-acid profiles of mobola plum seed. *Elixir Appl Chem* 41:5942–5943
29. Benhura C, Benhura M, Muchuweti M, Nyagura S, Gombiro P (2012) Proximate analysis of *Parinari curatellifolia* fruit pulp of fruit from parts of Harare and a rural area in Zimbabwe. *Pak J Nutr* 11(7):541
30. Bazongo P, Bassole IHN, Nielsen S, Dicko MH, Shukla VK (2014) Studies in the evaluation of unconventional oils from burkina faso rich in linoleic acid, oleic acid or other unusual fatty acids. *Food Process Technol*
31. Hines DA, Eckman K (1993) Indigenous multipurpose trees of Tanzania: uses and economic benefits for people. FO:Misc93/9. Working paper. FAO, Rome, Italy
32. Taiwo O, Osinowo F (2001) Evaluation of various agro-wastes for traditional black soap production. *Bioresour Technol* 79(1):95–97
33. Lee D-W, Park Y-M, Lee K-Y (2009) Heterogeneous base catalysts for transesterification in biodiesel synthesis. *Catal Surv Asia* 13(2):63–77
34. Aoac (1993) Commercial fats and oils. American Oil Chemists Society (AOCS) Official Method CD1-25 for Iodine Value. In: SC (ed). *Assoc. Off. Anal. Chem, Washington*
35. Aoac (1997) Section C: commercial fats and oils. American Oil Chemists Society (AOCS) Official Method CD3-25 for Saponification Value. *Assoc. Off. Anal. Chem., Washington*
36. Hui P, Meena S, Singh G, Agarawal R, Prakash S (2010) Synthesis of hydroxyapatite bio-ceramic powder by hydrothermal method. *J Miner Mater Charact Eng* 9(08):683
37. Lee AF, Bennett JA, Manayil JC, Wilson K (2014) Heterogeneous catalysis for sustainable biodiesel production via esterification and transesterification. *Chem Soc Rev* 43(22):7887–7916
38. Kouzu M, Kasuno T, Tajika M, Sugimoto Y, Yamanaka S, Hidaka J (2008) Calcium oxide as a solid base catalyst for transesterification of soybean oil and its application to biodiesel production. *Fuel* 87(12):2798–2806
39. Chavan SB, Kumbhar RR, Madhu D, Singh B, Sharma YC (2015) Synthesis of biodiesel from *Jatropha curcas* oil using waste egg-shell and study of its fuel properties. *RSC Adv* 5(78):63596–63604
40. Viriya-Empikul N, Krasae P, Puttasawat B, Yoosuk B, Chollacoop N, Faungnawakij K (2010) Waste shells of mollusk and egg as biodiesel production catalysts. *Bioresour Technol* 101(10):3765–3767
41. Ahmad A, Yasin NM, Derek C, Lim J (2011) Microalgae as a sustainable energy source for biodiesel production: a review. *Renew Sustain Energy Rev* 15(1):584–593
42. Atabani A, Silitonga A, Ong H, Mahlia T, Masjuki H, Badruddin IA, Fayaz H (2013) Non-edible vegetable oils: a critical evaluation of oil extraction, fatty acid compositions, biodiesel production, characteristics, engine performance and emissions production. *Renew Sustain Energy Rev* 18:211–245
43. Marchetti JM, Miguel VU, Errazu AF (2007) Heterogeneous esterification of oil with high amount of free fatty acids. *Fuel* 86(5–6):906–910
44. Ramadhas AS, Jayaraj S, Muraleedharan C (2005) Biodiesel production from high FFA rubber seed oil. *Fuel* 84(4):335–340
45. Berchmans HJ, Hirata S (2008) Biodiesel production from crude *Jatropha curcas* L. seed oil with a high content of free fatty acids. *Bioresour Technol* 99(6):1716–1721
46. Ong H, Silitonga A, Masjuki H, Mahlia T, Chong W, Boosroh M (2013) Production and comparative fuel properties of biodiesel from non-edible oils: *Jatropha curcas*, *Sterculia foetida* and *Ceiba pentandra*. *Energy Convers Manag* 73:245–255
47. Ali Y, Hanna MA, Cuppett SL (1995) Fuel properties of tallow and soybean oil esters. *J Am Oil Chem Soc* 72(12):1557–1564
48. Kim H-J, Kang B-S, Kim M-J, Park YM, Kim D-K, Lee J-S, Lee K-Y (2004) Transesterification of vegetable oil to biodiesel using heterogeneous base catalyst. *Catal Today* 93:315–320
49. Lani NS, Ngadi N, Taib MR (2017) Parametric study on the transesterification reaction by using CaO/silica catalyst. *Chem Eng Trans* 56:601–606
50. Leung DY, Wu X, Leung M (2010) A review on biodiesel production using catalyzed transesterification. *Appl Energy* 87(4):1083–1095
51. Guo F, Peng Z-G, Dai J-Y, Xiu Z-L (2010) Calcined sodium silicate as solid base catalyst for biodiesel production. *Fuel Process Technol* 91(3):322–328
52. Issariyakul T, Dalai AK (2014) Biodiesel from vegetable oils. *Renew Sustain Energy Rev* 31:446–471

**Publisher's Note** Springer Nature remains neutral with regard to jurisdictional claims in published maps and institutional affiliations.