







Cite as  
Nano-Micro Lett.  
(2021) 13:217

Published online: 26 November 2021  
© The Author(s) 2021

## Correction to: Reversible Zn<sup>2+</sup> Insertion in Tungsten Ion Activated Titanium Dioxide Nanocrystals for Electrochromic Windows

Yi Liang<sup>1</sup>, Sheng Cao<sup>1</sup> , Qilin Wei<sup>1</sup>, Ruosheng Zeng<sup>1</sup>, Jialong Zhao<sup>1</sup>, Haizeng Li<sup>2</sup> , William W. Yu<sup>3</sup>, Bingsuo Zou<sup>1</sup> 

The original article can be found online at <https://doi.org/10.1007/s40820-021-00719-y>.

 Sheng Cao, caosheng@gxu.edu.cn; Haizeng Li, haizeng@sdu.edu.cn; Bingsuo Zou, zoubs@gxu.edu.cn

<sup>1</sup> MOE Key Laboratory of New Processing Technology for Non-Ferrous Metals and Materials, and Guangxi Key Laboratory of Processing for Non-Ferrous Metals and Featured Materials, School of Physical Science and Technology, Guangxi University, Nanning 530004, People's Republic of China

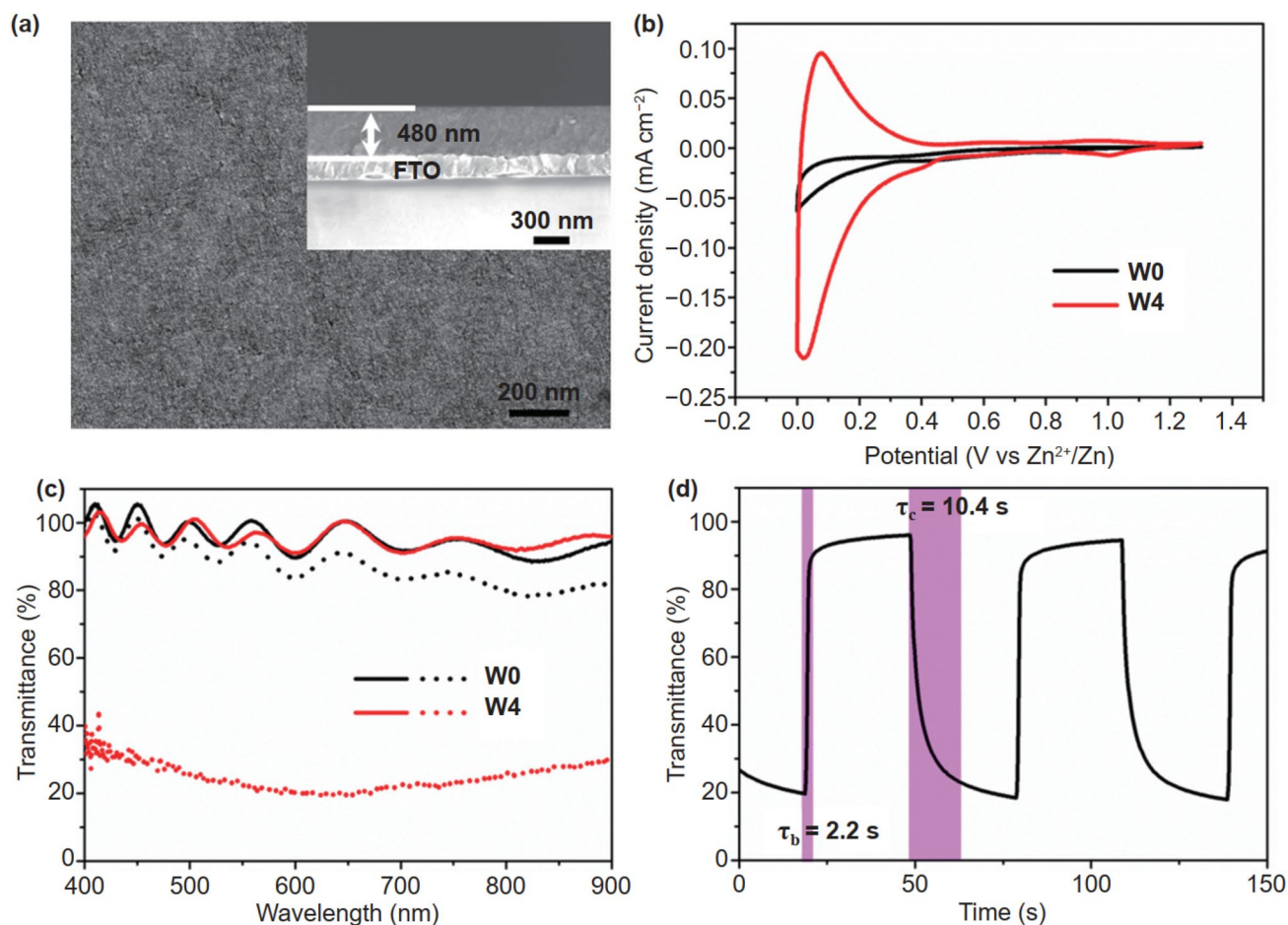
<sup>2</sup> Institute of Frontier and Interdisciplinary Science, Shandong University, Qingdao 266237, People's Republic of China

<sup>3</sup> Department of Chemistry and Physics, Louisiana State University, Shreveport, LA 71115, USA

**Correction to: Nano-Micro Lett. (2021) 13:196**  
<https://doi.org/10.1007/s40820-021-00719-y>

In the original version of this article, there is an unintentional wrong description of the x-coordinate in Fig. 2d. The correct Fig. 2 is provided in this correction. This changes none of the conclusions of the manuscript.





**Fig. 2** Characterizations of W-doped  $\text{TiO}_2$  NC films. **a** Surface and cross-sectional (inset) SEM images of a W4 film. **b** Voltammograms of the  $\text{TiO}_2$  and W4 NC films at  $1 \text{ mV s}^{-1}$  in the 0–1.3 V (vs.  $\text{Zn}^{2+}/\text{Zn}$ ) window in 1 M  $\text{ZnSO}_4$  aqueous electrolyte. **c** Optical transmittance spectra of the  $\text{TiO}_2$  and W4 NC films at fully colored (dot lines) and bleached (solid lines) states. **d** In situ optical transmittance of a W4 NC film at 550 nm in potential steps of 0–1.3 V

**Open Access** This article is licensed under a Creative Commons Attribution 4.0 International License, which permits use, sharing, adaptation, distribution and reproduction in any medium or format, as long as you give appropriate credit to the original author(s) and the source, provide a link to the Creative Commons licence, and indicate if changes were made. The images or other third party material in this article are included in the article's

Creative Commons licence, unless indicated otherwise in a credit line to the material. If material is not included in the article's Creative Commons licence and your intended use is not permitted by statutory regulation or exceeds the permitted use, you will need to obtain permission directly from the copyright holder. To view a copy of this licence, visit <http://creativecommons.org/licenses/by/4.0/>.