



An overview of agro-food industry wastewater treatment: a bibliometric analysis and literature review

Hesham Abdulla¹ · Montserrat Zamorano² · Miguel L. Rodríguez³ · Abeer El Shahawy⁴ · Sally Hosny⁵ · Jaime Martín-Pascual² · Sahar El-Shatoury¹

Received: 9 June 2022 / Accepted: 14 December 2022 / Published online: 30 December 2022
© The Author(s) 2022

Abstract

Agro-food (AF) industry provides great investment opportunities in its treated water and solid wastes, by conversion into value-added products. Our study accumulated extensive bibliometric data on this field from the Scopus database, between 1974 and 2021, and conducted a scientometric analysis using Science Mapping Analysis Software Tool (SciMAT) and VOSviewer for analyzing the retrieved data. The leading journals, highly used keywords in the published articles, authors and papers with the highest citations, and relevant regions were all identified in the scientometric analysis. Goal 6 of the Sustainable Development Goals (SDGs) pledge to “ensure the availability and sustainable access to water and sanitation for all.” To fulfill this demand, decentralized technologies are being developed. The scientometric analysis found significant flaws in previous studies on the adoption and use of decentralized treated AF wastewater, as well as its potential benefits for a sustainable future, particularly in the developing countries. Coagulation/electrocoagulation/ultrasonic processes, hybrid constructed wetlands and microbial inoculation are emerging efforts to achieve SDG6, particularly, in the emerging economy nations. Our scientometric findings can help academics collaborate on research, form joint ventures, and implement sophisticated technologies for treating AF wastewater and producing beneficial byproducts.

Keywords Agro-food wastewater · Bibliometric analysis · Decentralized treatment · Microbial inoculation · Value-added products · Construction material

Introduction

Over the last few decades, there is a gradual shift of wastewater treatment systems toward resource—recovery systems (Sutton et al. 2011). The 2030 agenda for Sustainable

Development has made it a priority to increase water productivity by 50%, in all sectors, by implementing a water demand management strategy and increasing safe wastewater reuse. In this context, agro-food, AF, industries is one of the largest water users and wastewater producers among

✉ Sahar El-Shatoury
sahar_hassan@science.suez.edu.eg

Hesham Abdulla
hesham_abdulla@science.suez.edu.eg

Montserrat Zamorano
zamorano@go.ugr.es

Miguel L. Rodríguez
miguelrg@ugr.es

Abeer El Shahawy
abeer_shahawi@eng.suez.edu.eg

Sally Hosny
sally_hosni@eng.suez.edu.eg

Jaime Martín-Pascual
jmpascual@ugr.es

¹ Botany and Microbiology Department, Faculty of Science, Suez Canal University, P.O. Box 41522, Ismailia, Egypt

² Department of Civil Engineering, Campus de Fuentenueva, University of Granada, 18071 Granada, Spain

³ Department of Applied Mathematics, Campus Fuentenueva, University of Granada, 18071 Granada, Spain

⁴ Civil Engineering Department, Faculty of Engineering, Suez Canal University, P.O. Box 41522, Ismailia, Egypt

⁵ Structural Engineering Department, Faculty of Engineering, Suez Canal University, P.O. Box 41522, Ismailia, Egypt

all sectors (Valta et al. 2015), (Mavrov and Bélières 2000). This large amount of wastewater results from the processing of raw food sources, washing, heating and cooling stages of its use. According to the published data, the industrial sectors consume 4 trillion m³ of water each year, whereas clean water for daily human consumption is estimated to be approximately 0.01 trillion m³/day (Walsh et al. 2016).

Despite its wide range of quantity and quality of the pollutants, related to the kind of AF industry (e.g., fruit juices, dairy products, table oils, vegetables, meat processing, etc.) and the size of production (e.g., small and large scale; local or global production), wastewater differs greatly from other forms of industrial wastewater in that it is easily degradable and usually free of toxicity; it contains significant levels of biological oxygen demand (BOD) and suspended solids (Sehar and Nasser 2019), in addition to nitrogen in various chemical forms, fats and oils, phosphorus, chlorides (Sehar and Nasser 2019; Rajagopal et al. 2013); . The organic content, specific characteristics and usable nutrients from agro-food wastewaters range from low strength wastewater such as wash water from sugar mills and dairy effluents (Slavov 2017) to high-strength wastewater such as meat processing and oil mills (Sun et al. 2012), providing great investment opportunities in its wastes which may be converted into value-added products for industrial purposes.

Industrial wastewater treatment in centralized systems is a challenge to offer consistently and affordably in many parts of the world, especially in developing countries. Due to the huge differences in complexity and concentrations of pollutants originating from various industries, centralized wastewater collection and treatment systems are very expensive to create and maintain (Walsh et al. 2016). In consequence, the decentralized agro-food wastewater treatment, which includes onsite and/or cluster systems, has shown potential benefits to the sustainable future. The special issue by Akratos et al. (2021) illustrated a number of tested decentralized AF wastewater treatment technologies, including physicochemical and biological systems, or hybrid systems including two or more of both approaches, which allowed for management flexibility.

A useful technique for quantifying growth and progress in a certain area of research is provided by bibliometrics. Recent bibliometric techniques have been used in various related research fields, such as treatment of the entire industrial wastewater (Mao et al. 2021), reuse of treated wastewater for agriculture (López-Serrano et al. 2020), costs of the wastewater treatment (Gallego-Valero et al. 2021). However, very few bibliometric analysis have been involved in specified wastewater fields; for example trends of biotreatment linked to patents analysis (Jin et al. 2023), patents related to industrial wastewater treatment (Mao et al. 2022), wastewater treatment costs (Gallego-Valero et al. 2021), treatment using floating wetlands (Colares et al. 2020), treatment of

sulfate-rich wastewater (Ding and Zeng 2022) and treatment of rubber wastewater. Yet, there is no bibliometric review about AF wastewater management.

The objective of this study is to collect, synthesize and analyze the available research on agro-food industry wastewater treatment, conduct a scientometric evaluation of the bibliometric data and highlight evolution, current trends, patterns and future lines. It has been also included a review of emerging technologies for decentralized agro-food wastewater resource recovery in order to reduce the pressures of water demand and energy scarcity in emerging economy nations, particularly the developing countries. Scientometric evaluation provides objective criteria for evaluating the work done by researchers (Nunen et al. 2018), as well as macroscopic view of a large amount of research documents (Pritchard 1969). This tool solves the difficulties of manual review studies to obtain valuable and unbiased information for future research as well as to have a comprehensive review integrating a high knowledge of these contributions and provide a critical perspective. As result, this study is an important contribution to the existing body of knowledge by highlighting the trends and patterns in the research field, establishing its research themes, mapping researcher networks and recommending areas for future studies.

Methodology

This paper collects and synthesizes the available research on agro-food industry wastewater treatment to result in the generation of mapping and visualization of various parts of the bibliometric records which identify, among others, sources with the highest publications, keyword co-occurrence, author and countries alliance, the highly cited authors and papers, and locations strongly connected in the research. To do that, it has been necessary to use a scientific database to choose documents in the research field. In this sense, Scopus and Web of Science are two very successful, objective and comprehensive sources for doing publications search; however, the Scopus database has a broader bibliometric scope, and more up-to-date data than Web of Science, and thus the data from the present evaluation were retrieved from Scopus (Aghaei chadegani et al. 2013; Meho 2019).

The Scopus database was searched for bibliometric data in March 2022 using the following search string, according to the combination of keywords: (*food industr* OR agro-food industry OR agro-food industr* OR agro food industr**) AND (*wastewater treatment OR waste water treatment OR waste-water treatment*). To exclude needless records, data refinement approaches were employed. According to the PRISMA flowchart guidelines (Fig. 1), the total number of primary searches for documents in Scopus was 1223; after filtering documents for title and abstract to remove papers

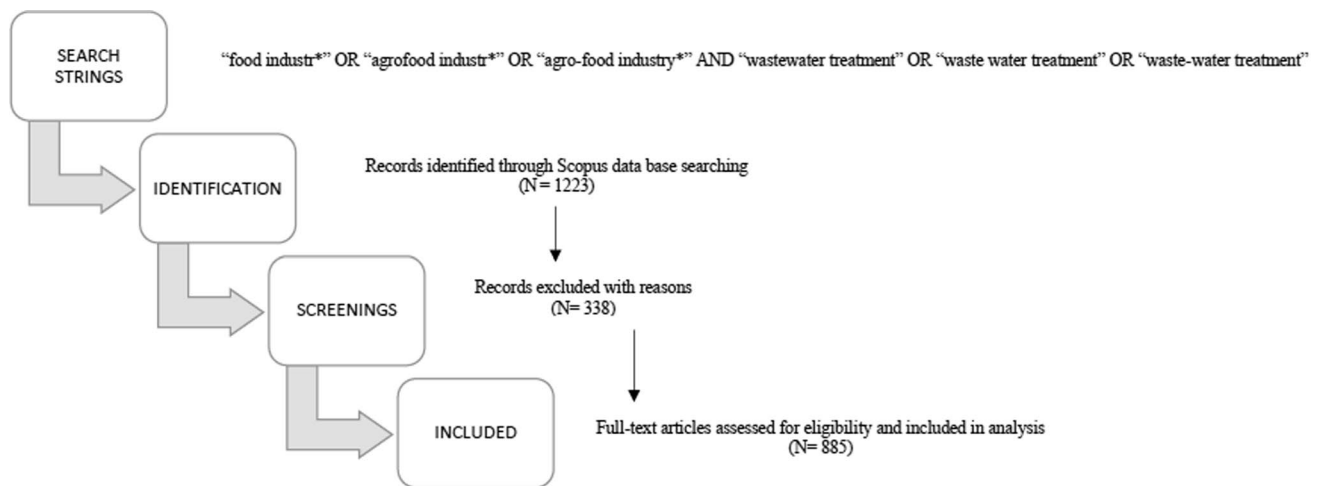


Fig. 1 PRISMA flowchart

published in 2022 or documents which did not fall within the scope of the review, and to limit the research to journals and conference documents in English, the final number of relevant documents reached was 885.

The resulting papers were stored in two formats, Research Information Systems (RIS) and comma-separated values (CSV) files, for further assessment to be analyzed using Science Mapping Analysis Software Tool (SciMAT) and VOSviewer, respectively, for further analysis of the retrieved data. SciMAT is an open-source science mapping software tool that is based on a longitudinal science mapping approach. It incorporates methods, algorithms and measures for all the steps in science mapping workflow, from preprocessing to the visualization of the results (Cobo et al. 2011). VOSviewer is an open-source software tool freely available and is commonly employed in a range of sectors and is highly recommended by scholars to create maps (Yang et al. 2022).

The scientometric analysis has included: (1) yearly publication trend; (2) science mapping of publication sources, countries, authors and articles; (3) keywords analysis by keywords co-occurrence and strategy diagrams. SciMAT has been applied for yearly publication trend and strategy diagrams generation and VOSviewer for the rest of analysis.

Scientometric analysis results and discussion

The scientometric analysis results and discussion has been developed according to the defined sequence. More relevant results have been analyzed and discussed below.

Yearly publication trend

The publications and citations of the articles relevant to a considered field depicts the developments and patterns in

the researches. Consequently, the yearly publication trend, including the accumulated number of papers during the time horizon for the searching strings defined, has been included in Fig. 2a,b, respectively. The first article was found in the year 1974, so the horizon time of this research has been defined from that year to the last available year, that is, 2021. A preliminary analysis of Fig. 2 shows a gradual increase in the number of publications with irregular scientific production with a lower number of accumulated documents until 2000 and a noticeable increase from this date that results on a categorization of the horizon time into the following three subperiods (Fig. 3):

- Initial period. From 1974 to 2000. In this 27 years period 125 documents have been published. Here researches have been conducted on the area of interest, but not yet developed or manifest. In this stage there is fairly a small number of articles. Nonetheless, there is a slight tendency to increase the number of publications up to 1992 after the adoption on of the Council Directive 91/271/EEC concerning urban waste water treatment to protect the water environment from the adverse effects of discharges of urban waste water and from certain industrial discharges. It could be considered that during this period the research on technologies to reduce environmental impacts of wastewater produced during food industry is still in a preliminary stage.
- Development period. From 2001 to 2015. This period includes 15 years, a substantially lower number of years than the first one, however the number of documents increases up to 400. In 2000 the eight international development goals for the year 2015, known as the Millennium Development Goals (MDGs), were adopted by the United Nations. These goals were based on the Cooperation and Economic Development Aid Committee (OECD DAC).

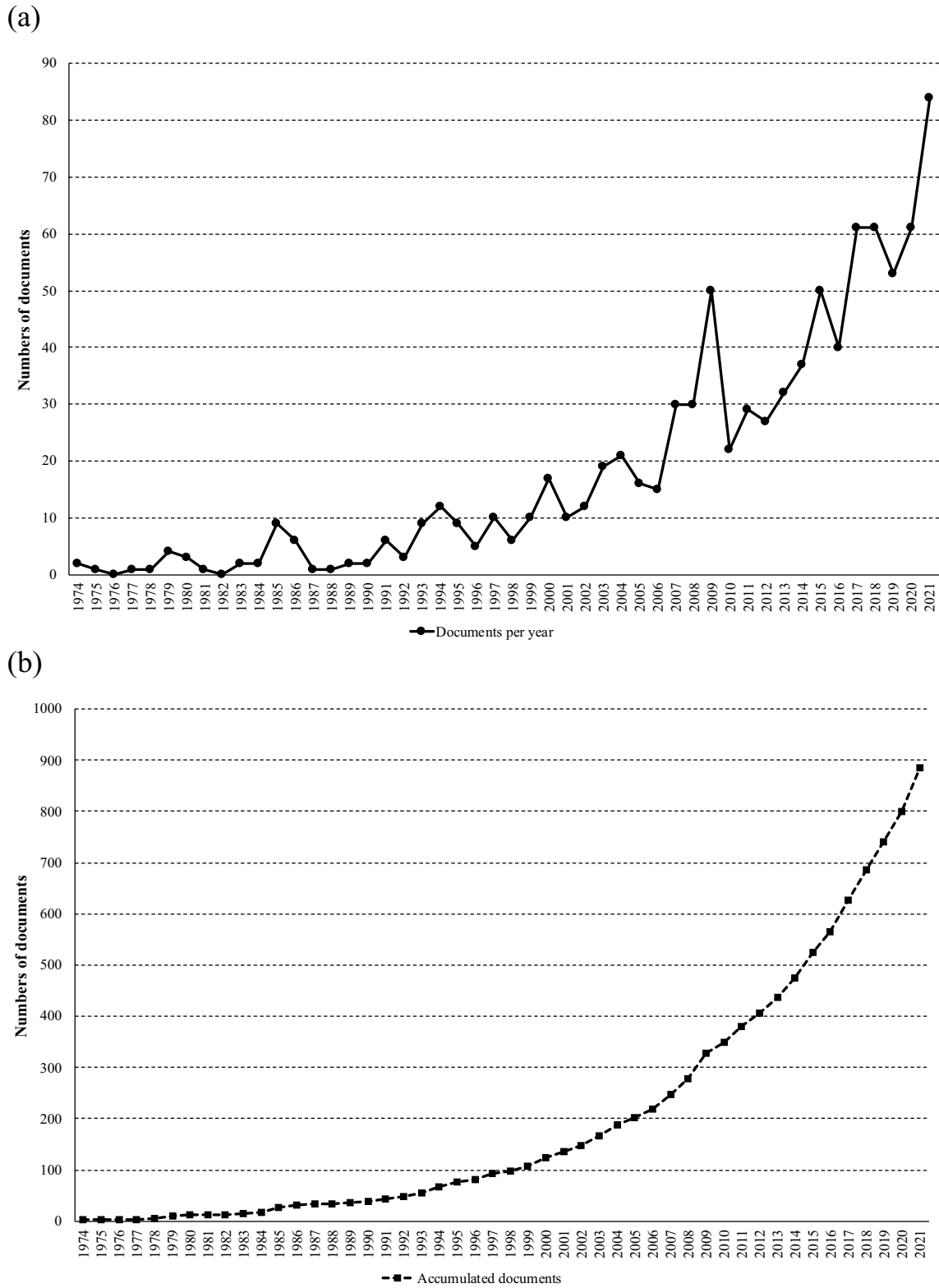
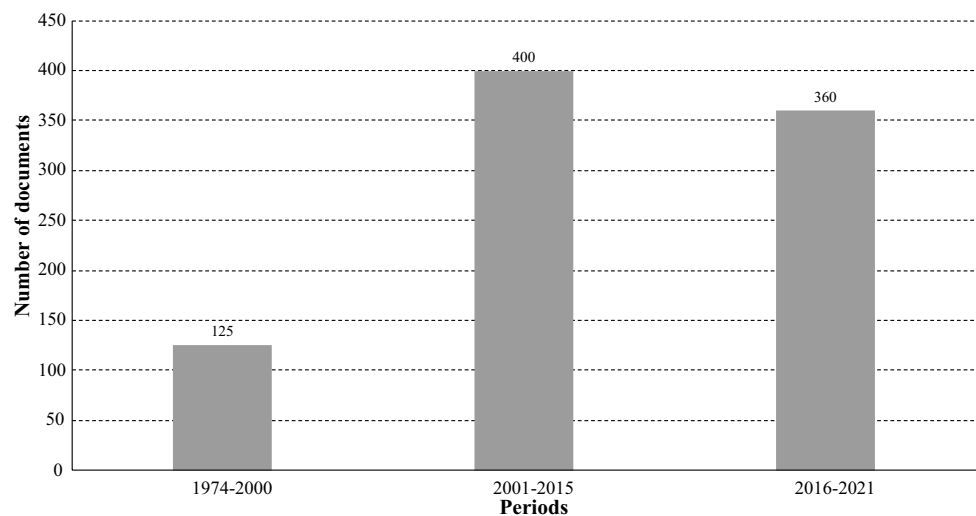


Fig. 2 Number of documents in the horizon-time (1974–2021) **(a)** documents per year; **(b)** Accumulated documents

Fig. 3 Number of documents per period

Objective 7 was established to ensure environmental sustainability and it included some targets related with cycle water management, for example integrate the principles of sustainable development into country policies and programs; reverse loss of environmental resources (Target 7A), reduce biodiversity loss, achieving, by 2010, a significant reduction in the rate of loss (Target 7B) and halve, by 2015, the proportion of the population without sustainable access to safe drinking water and basic sanitation (Target 7C). The significant increase in the number of articles can be seen when compared with the previous phase, according to the increased concern for the environment with an important peak which surpasses the number 50 as the number of articles per year is marked in 2009. From here onwards a decrease is seen in the number of articles per year which is recovered at the end of the period, in 2015.

- Consolidation period 3, from 2016 to 2021, corresponds with the research consolidation in the field, meaning the existence of a knowledge in technologies to treat food industrial wastewater, reached in the development phase, that allows promoting technological development and its wide application. As result, the number of documents has increased up to 360 in only 6 years. This period corresponds with the adoption of the Agenda 2030 and the Sustainable Development Goals (SDGs) by the United Nations, as a universal call to action to end poverty, protect the planet (United Nations 2015). Despite the establishment of the Millennium Development Goals (MDGs) made it possible to achieve important achievements, the Sustainable Development Goals (SDGs) of the 2030 Agenda represent an opportunity to incorporate the lessons learned in the previous process. In consequence, significant measures have been established by Governments; for example, in the case of Europe it is possible to highlight the approval of strategies to stimulate Europe's

transition toward a circular economy, boost global competitiveness, foster sustainable economic growth and generate new jobs (European Commission 2015, 2020) and the European Green Deal (European Commission 2019). In fact, circular economy practices associated with closed-loop systems for wastewater recycling and reuse, and recycling of sewage sludge will be indispensable to achieve SDG 6 (Clean Water and Sanitation), in particular targets related to Life Below Water (Schröder et al. 2018).

Science mapping

The representation of progress and innovation evaluation is made viable by science mapping. To do that, VOSviewer has been used to develop a mapping of publication sources, authors, documents and countries applying a comprehensive quantitative analysis according to the number of documents and citations for each item, but also in terms of the number of normal citations, average publication year, average citations and average normalized citations (Lwg et al. 2020). Normal citation index is defined as the citations of all the articles within the same journal, author or country; the average publication year is the average publication year of articles in a given journal, country or by a given author; the average citation is the total citations per article in a given journal, country or by a given author; finally, the average normal citation index is the normalized number of citations of a journal, document, author or country and it equals the total number of citations divided by the average number of citations in the same year, and it is used to correct the misinterpretation that the old articles have more time for more citations than the new ones (Kawshalya et al. 2020). Besides, a simple visualization of this quantitative analysis

has been developed using VOSviewer resulting in a set of figures in which the size of the node and the size of the font corresponds to the journal, authors, documents and countries number of articles; besides, the thickness and the colors of the linking lines indicate the inter-relatedness among them (Kawshalya et al. 2020; Yang et al. 2022) using a variety of visualization algorithms built in the Sci2 Tool; it is embedded with a variety of database functions and it can load data sets in the different formats to conduct fundamental analysis on Scientometrics, such as co-occurrence analysis and citation analysis, among others (Yang et al. 2022). Results obtained have been discussed below.

Publication sources mapping

A total number of 283 sources have been included in this study. The top 10 publication journals in terms of publication count, total citations and average normalized citations are included in Table 1.

The journal Bioresource Technology leads clearly the Publication count and Total citations rankings with 89 documents and 5283 citations. In the case of the number of documents, Bioresource Technology is followed by Water Science and Technology, with 78 documents published in the field; the second position in total citations ranking is occupied by Desalination, with 3191 citations. Seven of the journals includes in the top 10 ranking in terms of the number of documents are also included in the ranking of the sources with higher number of citations, Supplementary S1 (Bioresource technology, Water science and technology, Journal of hazardous materials, Water research, Science of the total environment, Journal of environmental management and Desalination); Environmental technology, Environmental science and pollution research and Waster

environment research are sources included only in the top 10 ranking in terms of the number of documents and Journal of Membrane Science, Journal of Chemical Technology and Biotechnology and Chemosphere are included only in the top 10 of more cited journals in the field. Finally, none of the top 10 ranking in terms of average normalized citations collected sources are included in the other top 10 rankings; in fact, these sources have only 1 or 2 papers published in the field; however, the number of citations is really high in a short time. For example, both journals in 1st and 2nd position have 2021 as average publication year, but 123 and 70 citations, respectively, showing the important impact of the documents published.

Figure 4 depicts a network visualization of sources that contain 13 of the 23 of the sources included in the three top 10 rankings defined previously, those one which are connected. The dimensions of the clusters are related to the source's publication count; a bigger dimension signifies more influence. Such as Bioresource technology and Waster science and technology have larger circles sizes than the other journals, indicating that they have a more impact on the research, in terms of number of papers. Additionally, circles with the same color indicate groups of associated sources discovered using VOSviewer analysis. Four groups or clusters were detected, denoted by distinct colors, red, green, blue and yellow, with 4, 3, 3 and 3 items, respectively. Clusters are constructed using the keywords of research outlets or/and the number of times they are co-cited and the connections between sources that are close together are stronger than those amongst clusters that are farther apart (Yang et al. 2022). For example, Bioresources technologies have a stronger connection with Water research and Water science and technology, both of them in cluster 4 that includes journals in water resources field.

Table 1 List of leading 10 sources of publications in terms of publication count

Position	Source	Number of documents	Total citations	Normal citations	Average publication year	Average citations	Average normalized citations
<i>Publication count</i>							
1	Bioresource technology	89	5283	124.0621	2008	59.3596	1.3940
2	Water science and technology	78	1330	37.9941	2008	17.0513	0.4871
3	Journal of hazardous materials	30	1999	38.9120	2010	66.6333	1.2971
4	Water research	30	1988	53.7540	2004	66.2667	1.7918
5	Science of the total environment	28	794	38.8159	2018	28.3571	1.3863
6	Environmental technology	27	418	16.8600	2010	15.4815	0.6244
7	Journal of environmental management	25	1240	40.1073	2016	49.6000	1.6043
8	Environmental science and pollution research	23	255	12.7897	2018	11.0870	0.5561
9	Desalination	22	3191	47.4319	2004	145.0455	2.1560
10	Water environment research	22	211	5.4560	2007	9.5909	0.2480

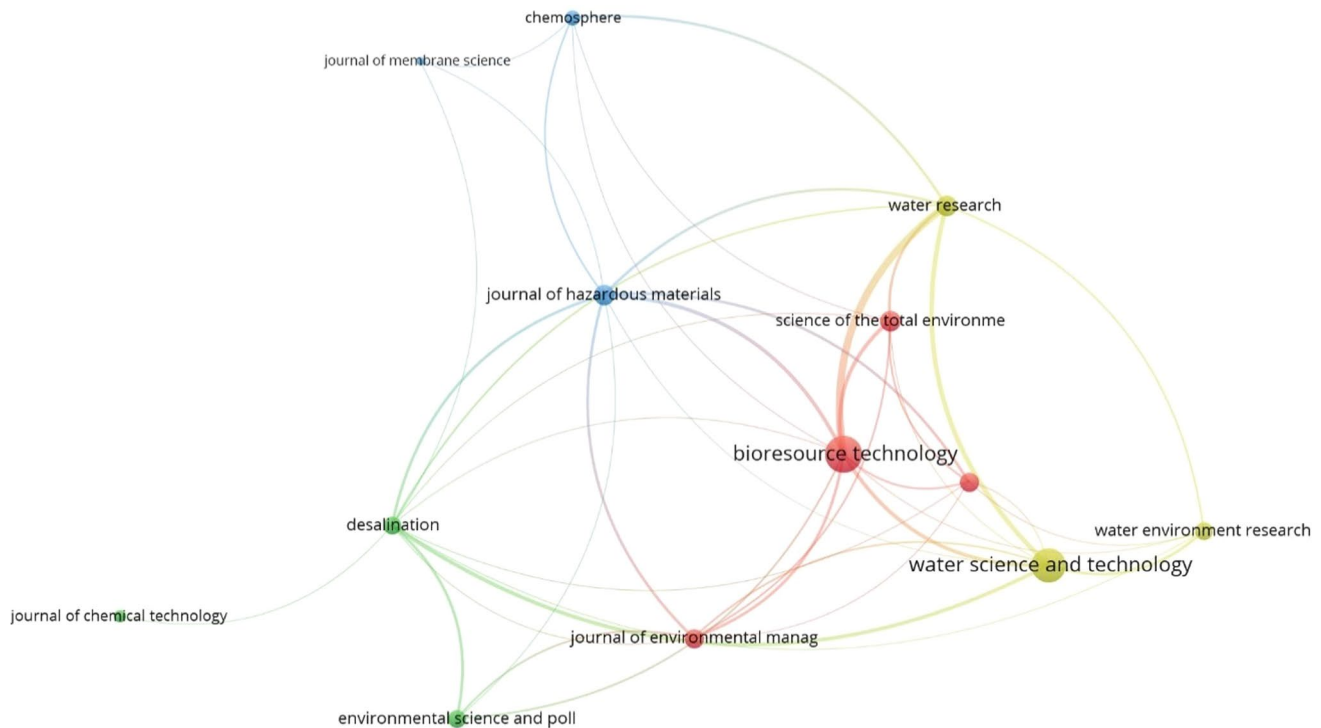


Fig. 4 Network visualization of sources of top 10 connected

Countries mapping

Research on agro-food industry wastewater treatment has included 99 countries, but it is centralized around Spain, both in the number of published documents and in citations with 91 documents and 4237 citations. Other countries that have also focused on this field are India, China and USA with 71, 72 and 81 documents published and 2519, 3121 and 2505 citations, respectively, as well as UK with 2128 citations. When considering the Average Normalized Citations of countries, Singapore, United Arab Emirates, Sweden, Egypt and Australia have an Average Normalized Citations higher than 2 indicating that the articles from these countries have been cited the most irrespective of the time of publication.

Figure 5 illustrates the overlay visualization of the 11 countries included in top 5 rankings of Table 2 based on number of documents. All of them are linked based on citations and the degree to which a country has contributed to the research of field is shown by the size of the box. Based on the graphical description of active countries, this analysis will aid academics in forming scientific collaborations, producing joint venture articles and sharing new approaches and ideas. The higher size of the circles of Spain, USA and China makes it clear the aforementioned leadership of these countries. Besides, the USA and UK (in purple color) have a more long time of publication in the field, in fact their

average years publication are 2006 and 2007, respectively; in the other side, China, Singapore and United Arab Emirates, in yellow color, have been incorporated more recently to the research in the field, as the most recent average publication year included in Table 2.

Authors mapping

The number of citations received by a researcher in a certain discipline is used to quantify their influence. This shows the leading writers in the research who have the most publications and citations. In terms of count, a total of 3357 authors have been included in this analysis and the number of papers published in this field per one is low, in fact Table 3 shows that the maximum number of papers per author is 5. In this sense, 8 authors are in top ranking with this number of papers. In terms of citations, 7 authors show more than 1000 citations and the citations ranking is led by Hilal N. with 3 documents and 1612 citations, followed by Alkhudhiri A. and Darwish N. with 1512 citations and only 1 document but with the higher value of average the normalized citations (12.3054). It is also important to highlight that the average publication year included in the ranking in terms of total citations and average normalized citations, except in the case of Hilal N., is between 2011 and 2013; besides, in the case of total documents, Zhang Y. and Li Y. show as average publication year 2017 and Wang J. 2019. These results show

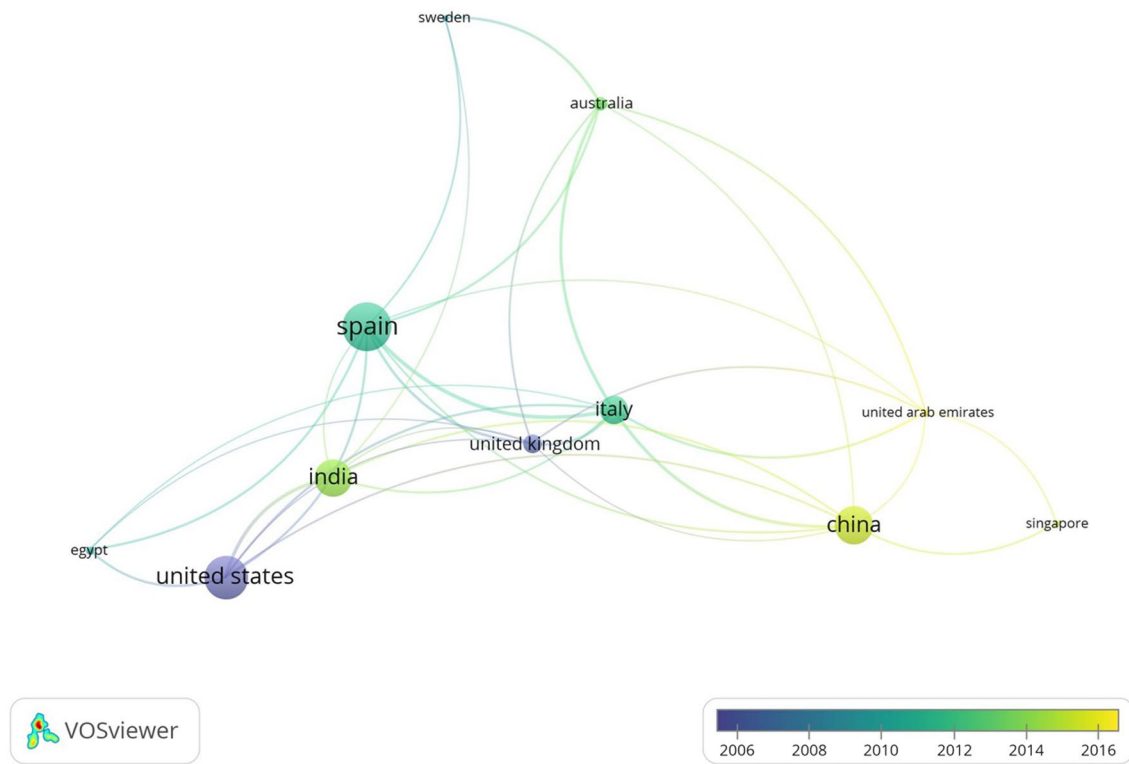


Fig. 5 Overlay visualization of countries included in top 5 ranking based on number of documents

Table 2 List of leading 5 countries in terms of publication count, total citations and average normalized citations

Position	Country	Number of documents	Total citations	Normal citations	Average publication year	Average citations	Average normalized citations
<i>Publication count</i>							
1	Spain	91	4237	107.4739	2011	46.5604	1.181
2	USA	81	2505	91.89	2006	30.9259	1.1344
3	China	72	2519	84.9559	2015	34.9861	1.1799
4	India	70	3121	76.8257	2014	44.5857	1.0975
5	Italy	53	2003	67.5965	2012	37.7925	1.2754
<i>Total citations</i>							
1	Spain	91	4237	107.4739	2011	46.5604	1.181
2	India	70	3121	76.8257	2014	44.5857	1.0975
3	UK	36	2821	50.4289	2007	78.3611	1.4008
4	China	72	2519	84.9559	2015	34.9861	1.1799
5	USA	81	2505	91.89	2006	30.9259	1.1344
<i>Average normalized citations</i>							
1	Singapore	6	1493	29.3218	2015	248.8333	4.887
2	United Arab Emirates	5	1642	16.0673	2016	328.4	3.2135
3	Sweden	13	1406	39.2957	2009	108.1538	3.0227
4	Egypt	17	636	34.9726	2010	37.4118	2.0572
5	Australia	26	2474	53.1463	2013	95.1538	2.0441

Table 3 List of leading authors in terms of publication count, total citations and average normalized citations

Position	Source	Number of documents	Total citations	Normal citations	Average publication year	Average citations	Average normalized citations
<i>Publication count</i>							
1	Zhang Y	5	494	13.7265	2017	98.8	2.7453
2	Méndez R	5	280	9.2465	2006	56	1.8493
3	Wang J	5	158	6.0623	2019	31.6	1.2125
4	Nakhla G	5	198	4.3791	2006	39.6	0.8758
5	Li Y	5	105	2.3827	2017	21	0.4765
6	Peres J.A	5	111	2.2506	2010	22.2	0.4501
7	Lucas M.S	5	141	1.9115	2011	28.2	0.3823
8	Sirianuntapiboon S	5	174	1.7188	2008	34.8	0.3438
<i>Total citations</i>							
1	Hilal N	3	1612	15.3264	2017	537.3333	5.1088
2	Alkudhri A	1	1576	12.3054	2012	1576	12.3054
3	Darwish N	1	1576	12.3054	2012	1576	12.3054
4	Mulcahy D	1	1020	7.9641	2012	1020	7.9641
5	Tang C.Y	1	1020	7.9641	2012	1020	7.9641
6	Zhao S	1	1020	7.9641	2012	1020	7.9641
7	Zou L	1	1020	7.9641	2012	1020	7.9641
<i>Average normalized citations</i>							
1	Alkudhri A	1	1576	12.3054	2012	1576	12.3054
2	Darwish N	1	1576	12.3054	2012	1576	12.3054
3	Chen J	1	412	10.1493	2013	412	10.1493
4	Hong H	1	412	10.1493	2013	412	10.1493
5	Lin H	1	412	10.1493	2013	412	10.1493
6	Peng W	1	412	10.1493	2013	412	10.1493
7	Zhang M	1	412	10.1493	2013	412	10.1493
8	Schröder J.J	1	553	10.0609	2011	553	10.0609
9	Smit A.L	1	553	10.0609	2011	553	10.0609

the higher impact of these authors during the last years, in this research field.

The mapping of co-citation researchers with minimum 50 citations and co-authorship by countries with minimum 10 documents are shown in Fig. 6a,b, respectively. The analysis reveals that co-citations linked 70 researchers, specially located in red cluster, with 31 items; cluster in green, yellow and purple include 12, 6 and 3 authors (Fig. 6a). In the other hand, Fig. 6b shows 31 countries that works together in the research field, highlighting the strong relationship in the case of countries as Spain and Italy, with a higher connection size line while Egypt is the only African country with co-authorship by countries with minimum 10 documents.

Articles mapping

The number of citations that an article obtains reflects its impact in a certain study field. Citation-dense article are recognized as pioneers in their study fields (Yang et al.

2022). Table 4 summarizes the list of top 10 documents in terms of total citations and average normalized citations. Six of the documents are included in both lists, so they could be considered as the papers with the higher contribution to the research field. There is a high recognition for the research themes related to membrane techniques and advanced oxidation processes, with 4 and 3 top cited documents, respectively, while the adsorption has appeared only in the average normalized citations, indicating an emerging research trend. It can be highlighted Salem et al. paper entitled “Green Synthesis of Metallic Nanoparticles and Their Prospective Biotechnological Applications: An Overview,” which in only one year it has achieved a total of 123 citations. The leading linked articles in the present area are depicted in Supplementary (Fig. S1).

Table 4 List of top 10 documents in terms of total citations and average normalized citations

Position	Document	Authors	Research Theme	Total citations	Normal citations	Publication year	Average normalized citations	References
<i>Total citations</i>								
1	Membrane distillation: a comprehensive review	Abdullah Alkudhiri, Naif Darwish, Nidal Hilal	Membrane techniques	1576	12.3054	2012	12.3054	Alkudhiri et al. (2012)
2	Recent developments in forward osmosis: Opportunities and challenges	Shuaifei Zhao, Linda Zou, Chuyang Y.Tang, Dennis Mulcahy	Membrane techniques	1020	7.9641	2012	7.9641	Zhao et al. (2012)
3	Microbial pectinolytic enzymes: a review	Ranveer Singh Jayani, Shivalika Saxena Reena Gupta	Biological/ Microbial processes	700	8.3582	2005	8.3582	Jayani et al. (2005)
4	Drawbacks of applying nanofiltration and how to avoid them: a review	B.Van der Bruggen, M.Mänttari, M.Nyström	Membrane techniques	613	5.3788	2008	5.3788	Bruggen et al. (2008)
5	Toward global phosphorus security: a systems framework for phosphorus recovery and reuse options	D.Cordell, A.Rosemarin, J.J.Schröder, A.L.Smit	Value added products	553	10.0609	2011	10.0609	Cordell et al. (2011)
6	An overview of the application of Fenton oxidation to industrial wastewaters treatment	P.Bautista, A.F.Mohedano, J.A.Casas, J.A.Zazo, J.J.Rodríguez	Advanced oxidation processes	506	4.4399	2008	4.4399	Bautista et al. (2008)
7	Transformation of vegetable waste into value added products: (A) the upgrading concept; (B) practical implementations	Günther Laufenberg, Benno Kunz, Marianne Nyström	Value added products	477	6.4231	2003	6.4231	Laufenberg et al. (2003)
8	Use of ozone in the food industry	Zeynep B.Guzel-Seydim, Annel K.Greene, A.C.Seydim	Advanced oxidation processes	428	6.4292	2004	6.4292	Guzel-Seydim et al. (2004)
9	A review on anaerobic membrane bioreactors: Applications, membrane fouling and future perspectives	Hongjun Lin, Wei Peng, Meijia Zhang, Jianrong Chen, Huachang Hong, Ye Zhang	Membrane techniques	412	10.1493	2013	10.1493	Lin et al. (2013)
10	Contributions of electrochemical oxidation to waste-water treatment: fundamentals and review of applications	Ángela Anglada, Ane Urriaga, Inmaculada Ortiz	Advanced oxidation processes	387	7.4942	2009	7.4942	Anglada et al. (2009)

Table 4 (continued)

Position	Document	Authors	Research Theme	Total citations	Normal citations	Publication year	Average normalized citations	References
<i>Average normalized citations</i>								
1	Green synthesis of metallic nanoparticles and their prospective biotechnological applications: an overview	Salem S. Salem, Amr Fouda	Adsorption techniques	123	19.5312	2021	19.5312	Salem and Fouda (2021)
2	Membrane distillation: a comprehensive review	Abdullah Alkudhiri, Naif Darwish, Nidal Hilal	Membrane techniques	1576	12.3054	2012	12.3054	Alkudhiri et al. (2012)
3	A critical review on advances in the practices and perspectives for the treatment of dye industry wastewater	Toral Shindhal, Parita Rakholiya, Sunita Varjani, Ashok Pandey, Hui Hao Ngo, Wenshan Guo, How Yong, Mohamad J. Taherzadeh	General treatment technologies	70	11.1153	2021	11.1153	Shindhal et al. (2021)
4	A review on anaerobic membrane bioreactors: applications, membrane fouling and future perspectives	Hongjun Lin, Wei Peng, Meijia Zhang, Jianrong Chen, Huachang Hong, Ye Zhang	Membrane techniques	412	10.1493	2013	10.1493	Lin et al. (2013)
5	Toward global phosphorus security: a systems framework for phosphorus recovery and reuse options	D.Cordell, A.Rosemarin, J.J.Schröder, A.L.Smit	Value added products	553	10.0609	2011	10.0609	Cordell et al. (2011)
6	Microbial pectinolytic enzymes: a review	Ranveer Singh Jayani, Shivalika Saxena Reena Gupta	Biological/ Microbial processes	700	8.3582	2005	8.3582	Jayani et al. (2005)
7	Adsorption of ibuprofen, ketoprofen and paracetamol onto activated carbon prepared from effluent treatment plant sludge of the beverage industry	Angélica F.M. Streit, Gabriela C. Collazzo, Susanne P. Druzian, Rodrigo S. Verdi, Edson L. Foletto, Luis F.S. Oliveira, Guilherme L.Dotto	Value added products	52	8.2571	2021	8.2571	Streit et al. (2021)
8	Recent developments in forward osmosis: opportunities and challenges	Shuaifei Zhao, Linda Zou, Chuyang Y.Tang, Dennis Mulcahy	Membrane techniques	1020	7.9641	2012	7.9641	Zhao et al. (2012)

Table 4 (continued)

Position	Document	Authors	Research Theme	Total citations	Normal citations	Publication year	Average normalized citations	References
9	Antimicrobial and antioxidant properties of chitosan and its derivatives and their applications: a review	Mohamed E. Abd El-Hack, Mohamed T.El Saadony, Manal E.Shafi, Nidal M.Zabermawi, Muhammad Arife Gaber Elsaber Batiha, Asmaa F. Khafaga, Yasmina M. Abd El-Hakim, Adham A. Al-Sagheer	Adsorption techniques	94	7.9418	2020	7.9418	Abd El-Hack et al. (2020)
10	Contributions of electro-chemical oxidation to waste-water treatment: fundamentals and review of applications	Ángela Anglada, Ane Urriaga, Inmaculada Ortiz	Advanced oxidation processes	387	7.4942	2009	7.4942	Anglada et al. (2009)

Keywords analysis

Keywords of a document represents the core content of the considered article within the relevant domain of knowledge (Su and Lee 2010) so their analysis is vital to recognize and indicate the essential areas of the research field (Yang et al. 2022). In this document, the keywords analysis has been developed in terms of keywords co-occurrence using VOSviewer, and overlay graph and strategic diagrams applying SciMAT. Results obtained are analyzed and discussed below.

Keywords co-occurrence

The co-occurrence of the words has been used to identify the relationship and the connectedness of the articles. The co-occurrence of the “Index Keywords” (keywords chosen by content suppliers and are standardized based on publically available vocabularies; unlike author keywords, the indexed keywords take into account synonyms, various spellings and plurals), “Full Counting” (it means that each co-occurrence link has the same weight) and a minimum of 20 occurrences were used for the keyword analysis, resulting in 204 keywords included in 5 clusters in colors red (cluster 1), green (cluster 2), blue (cluster 3), yellow (cluster 4) and purple (cluster 5) (Supplementary Fig. S2). The keywords with the higher number of occurrences were wastewater treatment (cluster 1) and biological/ microbial process (cluster 2) with 634 and 610 occurrences, respectively.

Besides, Table 5 describes clusters in terms of influential keyword, theme assigned, average publication year and average normal citation of the cluster. To do that, first the terms with the highest average normal citation in each cluster was selected and the clusters were described by the principal theme according to their keywords; then we computed the average publication year as well as the average normalized citations of each cluster. In general terms, the keywords with higher average results show that the clusters with the higher number of keywords is the red color (cluster 1) followed by green one (cluster 2), with 59 and 50 keywords, respectively. Three of the clusters have shown an average normal citations index higher than 1 (clusters 1, 3 and 5), and they represent the clusters with higher impact in the research field; they are related with general wastewater treatment, physical and chemical process and biotechnology. These represent a current research trend in agro-food wastewater treatment. Emerging technologies based on coagulation/electrocoagulation/ultrasonic processes (Moradi et al. 2021), hybrid constructed wetlands (Shukla et al. 2021) and microbial inoculation in treatment systems (Nzila et al. 2016) are being developed to meet the needs of decentralized treatment. It will be vital for effective implementation to develop and

Table 5 Description of keywords clusters in terms of number and influential keyword, theme assigned and average normal citation of the cluster

Cluster number	Color	Number of keywords	Influential keywords		Theme Assigned	Average publication year	Average normal citations of cluster
			Keyword	Average normal citations			
1	Red	59	Particle size	2.5985	General wastewater treatment	2012.85	1.2622
			Fertilizer	2.5848			
2	Green	50	Biodegradability	1.5987	Biological/Microbial process	2008.11	0.9899
3	Blue	43	Unclassified	2.304	Physical and chemical process	2013.83	1.1347
			Physical chemistry	1.8693			
4	Yellow	30	Industrial wastewaters	1.3174	Wastewater process design	2011.05	0.8925
5	Purple	22	Biotechnology	1.6924	Biotechnology	2012.96	1.1066
			Bioremediation	1.5059			

demonstrate how these technologies work together to satisfy the climate, society and sustainability requirements.

Overlay graph and thematic evolution map

The evolution of topics over time in the research field has been studied using overlay graph and thematic evolution map, both of them using SciMAT.

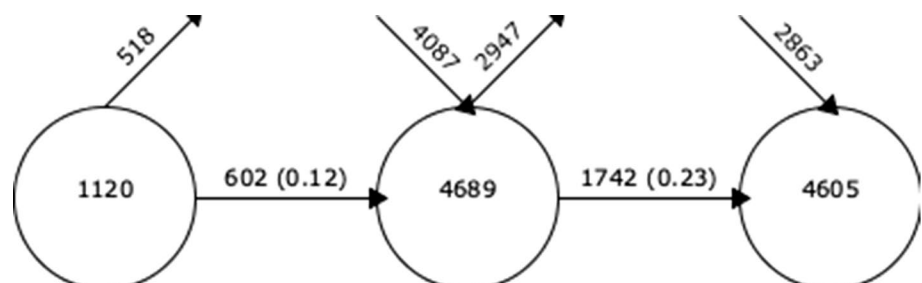
Figure 7 shows the overlay graph, and it represents the stability of keywords between two consecutive subperiods; this general overlapping measures the number of shared keywords between successive subperiods (Cobo et al. 2011). The circles represent the subperiods and their number of associated keywords; the horizontal arrow represents the number of keywords shared by both periods, and, in parentheses, the Similarity Index between them; finally, the upper-incoming arrow represents the number of new keywords in each period and the upper-outcoming arrow the keywords that are present in one period but not in the following one. The analysis of overlay graph shows that the number of keywords increases between the first and the second subperiod but it remains stable in the next one. Besides, the number of keywords shared by the 1st and 2nd subperiod (602) is very low; however, the number of new keywords represents 87%, meaning the relevant development of the research field during this period. However, in the case of the 3rd subperiod, the number of shared keywords increased until 38% and the new ones represents 62%, meaning that although

the research field is in continuous development, this period corresponds with the consolidation of knowledge.

Figure 8 shows the thematic evolution maps of the research field in terms of number of documents (Fig. 8a) and average citations (Fig. 8b). In this figure, the dimensions of circles imply the number of documents and average citations. On the other hand, the interconnections among them are related with the thematic area. Thus solid lines mean that the linked themes share the same name (both themes are labeled with the same keywords, or the label of one theme is part of the other theme); however, a dotted line means that the themes share elements that are not the name of the themes; finally, the thickness of the edges is proportional to the inclusion index, which weighs the importance of the thematic nexus (Cobo et al. 2011). In Figure 8, the analysis should point out the following:

- In general terms, in each subperiod the keywords are not the same. In fact, there are only few subsets of keywords that have remained unchanged during two of the subperiods; it is the case of: FOOD-INDUSTRY, FOOD-PROCESSING and WASTEWATER TREATMENT. However, some keywords come from a theme existing in the previous period or some show a strong nexus, for example AMMONIA-NITROGEN or OLIVE OIL-PLANTS OIL, between the first and the second subperiod, or WASTEWATER TREATMENT-FOOD INDUSTRY-FOOD INDUSTRY, along the three subperiods.

Fig. 7 Overlay graph of the research field



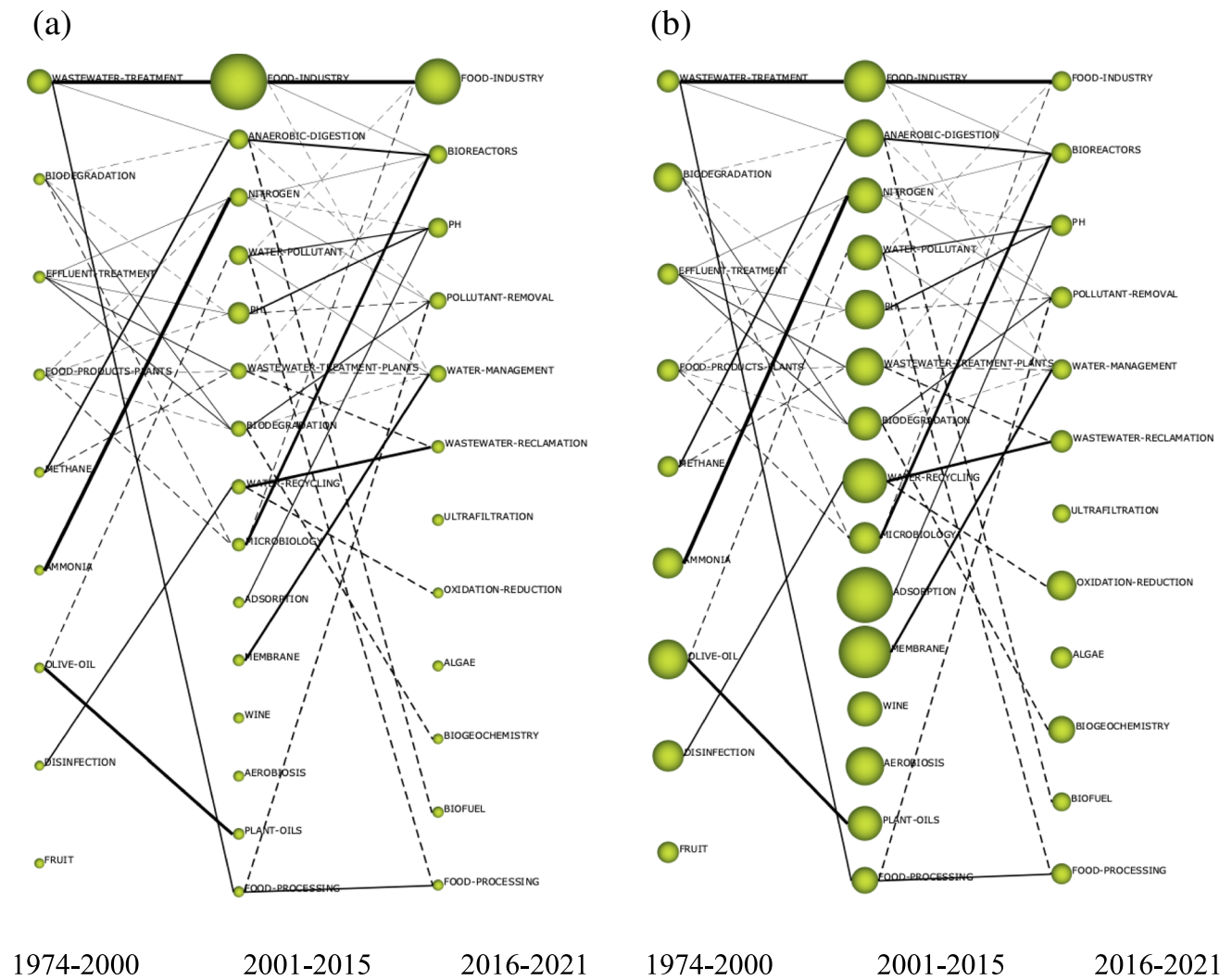


Fig. 8 Thematic evolution map of the research field in terms of (a) number of documents and (b) average citations

This result means that new topics with their associated keywords appear and others disappear, as it has been discussed in overlay graph.

- It is possible to highlight the great cohesion between some themes, with a higher number of lines connecting them. For example, FOOD-PRODUCTS-PLANTS which is connected with themes related with treatment process and conditions (NITROGEN, PH, BIODEGRADATION and MICROBIOLOGY), or WATER POLLUTANT connected with FOOD INDUSTRY, PH, WATER MANAGEMENT and FOOD PROCESING. However, some themes are not related with the rest, so they are considered very recent in each period and could be considered as the beginning of a new thematic area; this is the case of FRUIT and WINE in subperiods 1 and 2, respectively, or ALGAE and ULTRAFILTRATION in the 3rd one. Besides, dotted line connecting themes as OLIVE OIL–WATER POLLUTANT or FOOD PROCESSING–POL-

LUTANT REMOVAL means that the themes share elements that are not the name of the themes; however, solid lines connecting themes as OLIVE OIL–PLANT OILS, DISINFECTION–WATER RECYCLING–WASTEWATER RECLAMATION, show that they share the same name.

- It is possible to highlight the low number of documents in themes, except in the case of general ones: WASTEWATER-TREATMENT and FOOD-INDUSTRY. Again, this result can be explained by the breadth of the topic, both in relation to the type of food industry and the different treatments that can be applied to purify its wastewater. In this sense, Fig. 8b shows the higher relevance of OLIVE-OIL and WINE industry, as well as the presence of FRUIT sector, and the higher development of the following treatment technologies to treat wastewater: ADSORPTION, MEMBRANE, ANAEROBIC DIGESTION or OXIDATION–REDUCTION.

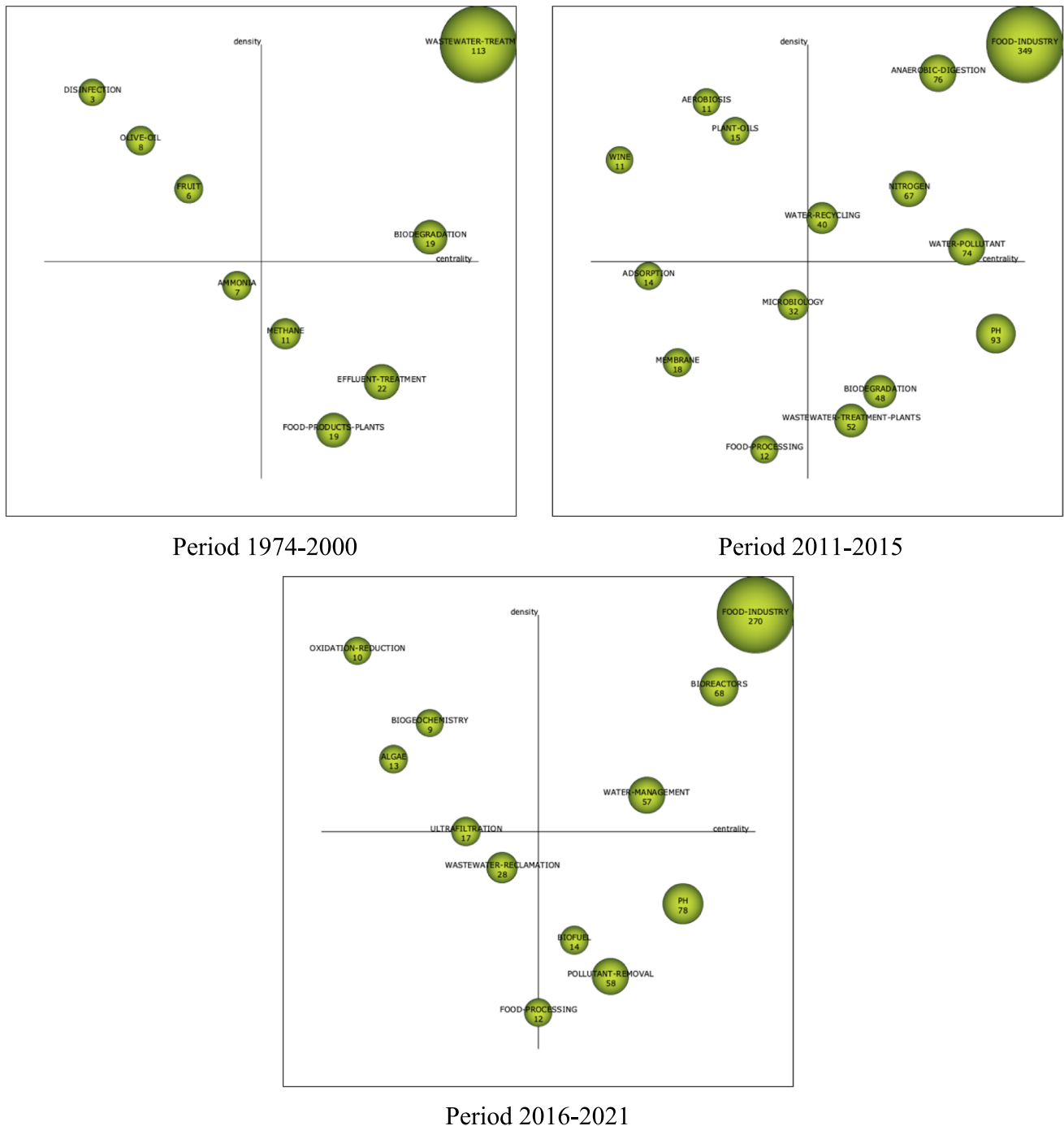


Fig. 9 Strategy diagrams in terms of number of documents published

• Strategy diagrams

SciMAT has been used to produce two strategy diagrams for each subperiod to show the evolution of keywords or research topics in terms of number of documents published (Fig. 9) and average citations (Fig. 10) as well as Supplementary Table S1 containing some quantitative and impact

measures to analyze each subperiod. In the case of the strategy diagrams, they are divided into four quadrants showing the following four types of research topics (Cobo et al. 2011): motor themes in the upper right quadrant, which are well developed and essential topics in the field; highly developed and isolated themes, in the upper left quadrant, which are highly developed inside but isolated from the other themes and they are specialized topics in outlying areas of

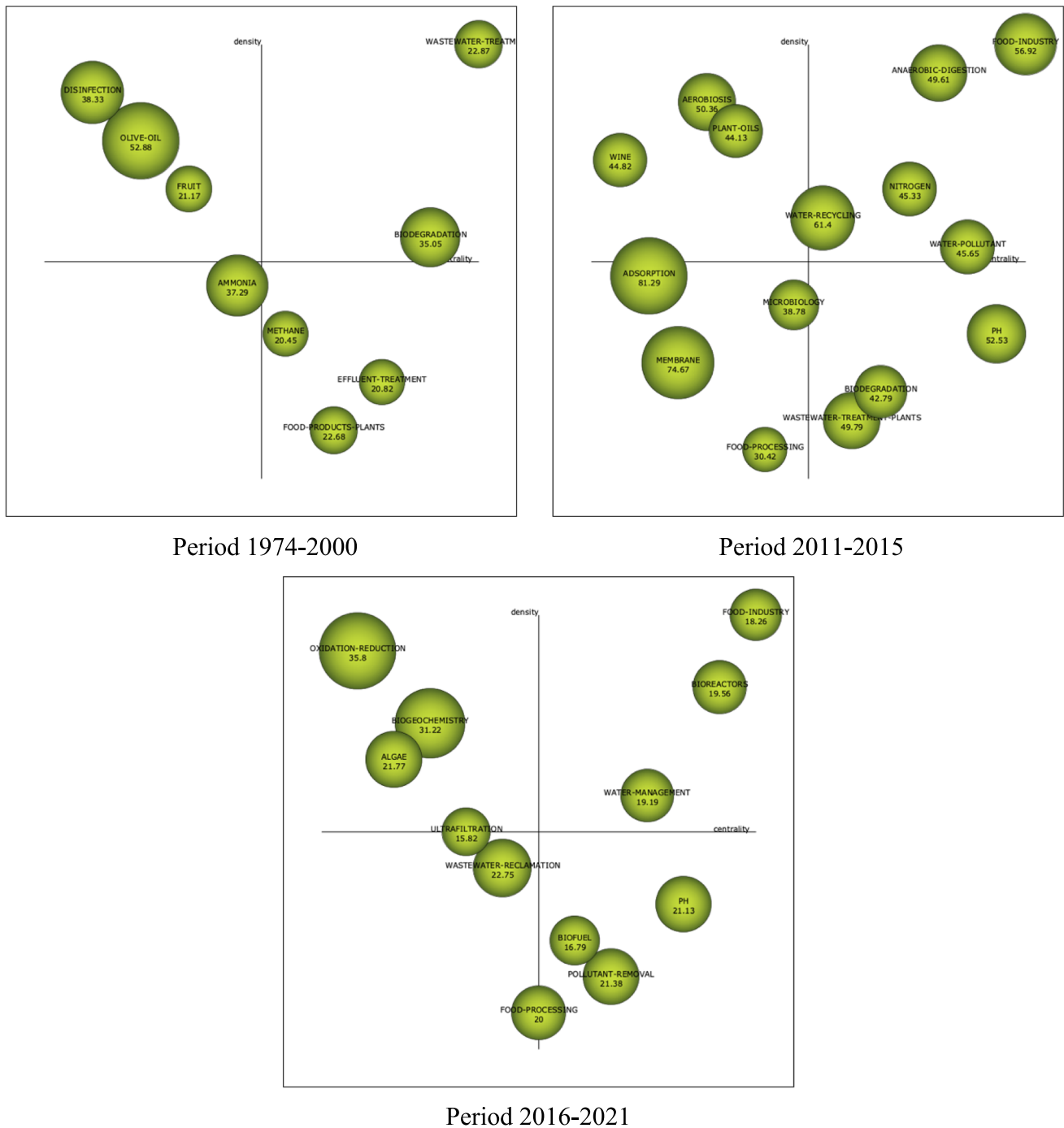


Fig. 10 Strategy diagrams in terms of average citations

the research field; emerging or declining research topics, in the lower-left quadrant, which lack development and relevance, although they may evolve and be relevant or disappear; and finally, basic themes, in the lower right quadrant which are transversal to the scientific field.

According to strategic diagrams (Figs. 9, 10) and quantitative measures (Supplementary Table S1), the analysis should point out the following per subperiod:

- Subperiod 1974–2000:
 - Two motor themes are identified: WASTEWATER-TREATMENT, with the higher number of documents, although not in the average citations, and BIODEGRADATION with only 19 documents, besides, WASTEWATER-TREATMENT shows a high centrality and density, meaning the high level

of interaction of this research theme with other ones and a high level of development measuring the internal cohesion of all the links between the keywords describing the topic (Cobo et al. 2011), respectively. In the case of BIODEGRADATION, the low value of density shows that, although it is an essential theme in the field, it had a low internal cohesion between the keywords.

- Three well-developed but isolated themes have been identified: DISINFECTION, OLIVE-OIL and FRUIT, all of them with a low number of documents, but OLIVE-OIL shows the higher value in the case of average citations.
 - Only AMMONIA is included in the lower-left quadrant, meaning that it is an emerging or declining theme, but a relative high average citations with only 7 documents.
 - Three themes are transversal or basic to the scientific field: METHANE, EFFLUENT-TREATMENT and FOOD-PRODUCTS-PLANTS, all of them with a relative low number of documents and an average citation around 21.
- Subperiod 2001–2015:
 - The number of motor themes increases in this subperiod, including FOOD-INDUSTRY with the higher number of documents, although the average citations is lower than other ones. Other themes included in these categories are ANAEROBIC-DIGESTION, NITROGEN, WATER-POLLUTANT and WATER-RECYCLING, showing the importance of some treatments as well as the reuse of treated water.
 - Three well-developed but isolated themes have been identified: AEROBIOSIS, WINE and PLANT-OILS. The last two themes consist of identifying in the two last one industrial sectors that are developing techniques to reduce water pollution.
 - Emerging themes, with a relative number of documents but a high average citations are ADSORPTION, MICROBIOLOGY and MEMBRANE showing the development of new technologies to treat wastewater.
 - WASTEWATER-TREATMENT-PLANTS, BIODEGRADATION and pH are in the lower-right quadrant. In fact, the evolution of the research has made that motor themes in the previous subperiod have evolved to basic or transversal themes.
 - Subperiod 2016–2021:
 - The number of motor themes in this subperiod includes again FOOD-INDUSTRY with the higher

number of documents, although the average citations is lower than other ones. BIOREACTORS theme appears as a motor theme as a consequence of the increase of research in these new technologies.

- Four well-developed but isolated themes have been identified: OXIDATION–REDUCTION, BIOGECHEMISTRY, ALGAE and ULTRAFILTRATION, which correspond to developing techniques to reduce water pollution.
 - Only WASTEWATER-RECLAMATION is in the lower-left quadrant, meaning that the field is consolidated and, in this period, they are not emerging.
 - BIOFUEL, POLLUTANT-REMOVAL and pH are in the lower-right quadrant, identifying basic and transversal themes not developed. In the case of FOOD-PROCESSING, it has evolved going toward declining sectors.
- Finally, in general terms, although there are some differences between the number of documents per themes, the average citation is more homogeneous for all the subperiods, meaning that the interest on these themes was similar and that the evolution of the research in the field has progressed in a homogeneous way.

Findings and discussion

A scientometric evaluation was conducted on published documents about food industry wastewater treatment research to identify the leading sources, authors, countries and documents of publications, and research themes, all of which constitute this study's aims. Generally, it was noticed that the research on food industry wastewater treatment is well developed and has risen a maturity level including different technologies, beginning by biological and physicochemical treatments until more recent ones as membrane and bioreactors technologies. Worth to mention, there is a shortage in executing agro-food wastewater treatment in the developing countries, due to the cost-intensive nature of treatment processes, energy requirements and financial limitations (Hafeez et al. 2021). The current global research is oriented to developing new technologies and adapting the existing ones for sustainability. An ideal strategy to cut the costs would include the use of environmentally friendly techniques, meanwhile producing value-added products as an option of investment. For example, a comprehensive review by Barbera et al. (2013) indicated several benefits of treated agro-food wastewater in irrigation of appropriate plants, because of its richness in nutrients which positively impact soil fertility. Another track is the use of agro-food wastewater sludge in the construction field such as in concrete mixtures (Rabie et al. 2019), light concrete (Mojapelo et al.

2018), mortar (Darvish et al. 2020), ceramic (de la Casa et al. 2021), epoxy (Rizal et al. 2019) and in manufacturing interlock bricks (Erdogmus et al. 2021; Limami et al. 2021).

The wide variations in properties of different agro-food effluents are a major reason that makes treatment in the centralized networks impracticable and cost prohibitive. On local levels, the impact can be even greater because inefficient treatment contributes to more than 50% of the organic pollutants released in the water bodies (Wu et al. 2015). The decentralization approach can be the best option for small industries; and it has been linked to wastewater sustainability (Parkinson and Tayler 2003). Based on our current analysis of article mapping, emerging technologies related to coagulation/electrocoagulation/ultrasonic processes (Moradi et al. 2021), hybrid constructed wetlands (Shukla et al. 2021) and microbial inoculation in treatment systems (Nzila et al. 2016) are being developed to meet the needs of decentralized treatment. The research involved the performance optimization of technologies, the dynamics and mechanism of treatment processes, the removal of a specific pollutant, etc., while there is a lack of quantitative methods to systematically summarize the agro-food wastewater treatment literature. It is difficult to understand the research hotspot and future research trends in this field from an application perspective. The following section in this review is concerned with discussing the knowledge gaps related with application of the evolved technologies in agro-food wastewater treatment and the cogeneration of valuable by-products.

Chemical coagulation/electrocoagulation/ultrasonic processes

The principle of electrocoagulation is similar to that of chemical coagulation/flocculation, with the basic difference being the coagulant delivery route. Metal salts or polymers are used in the chemical technique to dissolve in water, causing colloidal particles to cluster and form flocs, whereas metal electrodes are electrochemically dissolved in electrocoagulation. (Moussa et al. 2017).

The major disadvantage of the electrocoagulation technique is the formation of a passive layer on the electrode surface over time. The combination of the ultrasonic with electrocoagulation significantly increases the pollutant removal. Ultrasonic waves create high-pressure points inside the solution during the cavitation phenomenon. This results in the breakdown of sediments produced at the electrode surface and the generation of large quantities of radical species to remove contaminants (Moradi et al. 2021). Various studies demonstrate their applications in the treatment of wastewater from agro-food related industries, including oil (An et al. 2017), sugar mill (Chaudhary and Sahu 2013), slaughterhouse (Asselin et al. 2008), baker's

yeast (Koby and Delipinar 2008), dairy (Tchamango et al. 2010) and others (Moradi et al. 2021).

The development of a more systematic approach to the coagulation reactor design, operation and modelling behavior in order to predict the performance prior to actual operation, on a large scale, are the primary challenges that must be solved (Holt et al. 2005). Another issue that must be addressed is to evaluate the performance of electrocoagulation units operating in continuous flow mode, for industrial applications (Moussa et al. 2017). Moradi et al. (2021) provided a detailed analysis of the field's significant successes and explain the major disadvantages, as well as ideas for prospective research alternatives that might improve the technology and broaden its range of applications. In electrocoagulation reactors, Holt et al. (2005) identified an interlinked relationship between three "basic technologies" of electrochemistry, coagulation and flotation. These are substantially responsible for an efficient electrocoagulation process.

Coagulation, both chemical and electrical, generates large quantities of waste sludge, that contains organics removed during effluent treatment, and metal complexes, specifically aluminum or iron, resulting from the electrodes used in the electrocoagulation. The potential applications of the sludge have yet to be thoroughly investigated, with just a few research on sludge valorization in specific fields having been done. Among these valorizations: the use of sludge as fertilizers (García et al. 2013), pigments for ceramic manufacturing (Un and Ozel 2013), bricks for construction materials (Weng et al. 2003), absorbents for phosphate removal (Golder et al. 2006) and catalysts in photo-Fenton process (Samy et al. 2020). The comprehensive review by Rajaniemi et al. (2021) highlights the existing sludge valorization studies with a focus on the quality of sludge produced from the effluents of electrocoagulation processes and the future research needs.

The dried sludge was employed as a partial substitute for sand in structural concrete, up to 7.5 percent replacement; moreover, wastewater was used as a curing medium (Mojapelo et al. 2021). The unit weight of the concrete reduced, as the sludge concentration increased, which was due to the sludge's lower density. Furthermore, the addition of sludge additive to brick preparations has lowered the pH of the mixes, leading to highly porous bricks with superior thermal characteristics and reduced mechanical compressive strength were produced. (Limami et al. 2021). A significant number of research studies (de la Casa et al. 2021) have investigated the recycling of olive industry wastes for the production of ceramic materials. These wastes can act as pore-forming agents and have lowered the density of ceramic.

Hybrid constructed wetlands

One of the most common options for agro-food wastewater treatment is constructed wetlands, (CWs) (Varma et al. 2021). These engineered systems are designed to mimic the natural processes (soils, wetland vegetation and the associated microbial communities) to support wastewater treatment at minimum energy requirements. Several hybrid systems, consisting of different vertical—and horizontal-flow stages, are used for treating agro-industrial wastewater. The vertical-flow (VF) CWs achieve high organic matter removal efficiency and high nitrification rates, and the horizontal-flow (HF) CWs accomplish high denitrification rates (Sultana et al. 2015). To address the issue of low DO concentrations, Wang et al. (2018) combined VF CWs with tidal flow methods that improve oxygen delivery.

At the pilot scale, CWs were mainly used as a polishing stage; thus, prior-treatment technologies are essential to reduce the high loads of suspended solids and organic matter in the agro-industrial wastewater. The previous studies have used biological, physical and chemical processes as a prior stage to lower the load of solids (Stefanakis 2018). The biological pre-treatment phases in the majority of literature involved either simple settling basins or stabilization lagoons, which may achieve significant removal rates of suspended solids and organics (Sultana et al. 2015).

Prior-treatment is usually adapted to the criteria of each wastewater. A sludge digestion step is frequently included in the treatment of fruit juice wastewater to remove suspended lignocellulose fibers and organic loads. (Serrano et al. 2011). Meat processing wastewaters that contain high loads of proteins and fats are mainly treated with biological treatment, such as up-flow anaerobic sludge blanket UASB reactors, to reduce both organic and nitrogen loads (Aziz et al. 2019). The main treatment stages for olive mill and other cooking oil products involve advanced treatment methods including electrocoagulation (Abdulla et al. 2019), electrochemical oxidation (Grafias et al. 2010) and biological trickling filters (Tatoulis et al. 2017) to lower toxic phenol concentrations. However, the chemical processes, such as electrochemical oxidation generated toxic intermediate compounds in the agro-food wastewater which was only partially removed in the CW system (Grafias et al. 2010). Similarly, coagulation increase pH of the wastewater to above 8, which cause toxicity to the CW vegetation (Del Bubba et al. 2004).

Microbial inoculation in treatment systems

To improve CW performance for agro-food wastewater treatment, specific design and operation parameters should be enhanced, including CW design, vegetation type, media type and microbial inoculation (bioaugmentation) with microorganisms. As reviewed by Engida et al. (2021), great

bacterial diversity of Firmicutes, Actinobacteria and Bacteroidetes groups exist in CWs. They concluded that vertical flow CWs favor aerobic microbes and have higher removal efficiency for organic carbon and ammonium, while horizontal sub surface flow systems favor anoxic and anaerobic microbes. Therefore, the use of hybrid CW designs to enhance the activity of the targeted group would better optimize performance.

Baek et al. (2020) have proved the amendment with magnetite additions and external voltage, alone and in combination, as effective strategies to enhance anaerobic digestion process of dairy wastewater. In our previous work, we have augmented industrial wastewaters with specific bacterial strains to accelerate the mitigation of high COD loads (El-Shatoury et al. 2014), phenols and oils (Abdulla et al. 2019) and heavy metals (Abdulla et al. 2018). These strains could be potential microorganisms for accelerating the biotreatment. At the molecular level, the capacity to synthesize bioremediation enzymes is often carried on large pieces of DNA plasmids. The presence of degradation abilities on plasmids has an important environmental implication, as plasmid transfer in these cases might be responsible for the spread of the degradation genes between other microorganisms in the biofilter matrix. The recent review of (Garbisu et al. 2017) shows that plasmid-mediated bioaugmentation requires considerably more study for a better selection of donor bacterial strains and supporting plasmids. An open research area is to gain a thorough understanding of indigenous microbial populations and the environmental variables that influence plasmid uptake and expression of catabolic genes.

With the recent advances of membrane reactors in wastewater treatment (Al-Asheh et al. 2021), the ability to keep microbial consortia in bioreactors has been enhanced substantially, which should lead to better performance and better quality effluents. However, increasing interest in bioaugmentation ought to be assessed by full-scale data which, to date, is still very scarce. The immobilization techniques can give rise to higher enzymatic rates by achieving higher concentrations and even promoting conformational changes (Bouabidi et al. 2018). This idea could be further investigated to enhance bioaugmentation strategies by cell-to-cell contact in the flocs and biofilms of the treatment system. An equivalent procedure is to encase bacteria into droplets, allowing each droplet to work as an individual microbioreactor, not limited by the suitability of the conditions expressing the enzyme of interest, thus permitting conditions that would be detrimental to most living organisms (Bar Oz et al. 2018; Taly et al. 2007). The recently studied groups of nitrogen metabolizing microorganisms, such as ammonia oxidizing *Archaea*, comammox, heterotrophic nitrifiers and anammox bacteria could be a favorable choice for encapsulation (Wang et al. 2021).

However, development of novel composite encapsulation materials is needed to meet the requirements of stability, permeability and sustainability.

Nowadays, nanotechnology is an emerging area of research with considerable potential. Nanomaterials have been extensively used for rapid or cost-effective cleanup of wastes (Salem and Fouda 2021). Their benefits of application in wastewater treatment are derived from the nanoparticle characteristics: enhanced reactivity, surface area, subsurface transport and/or sequestration characteristics (Brar et al. 2010). As a practical application, engineered nanomaterials could also become water contaminants. There are concerns regarding the use of persistent nanoparticles that they may reach human bodies through the food web. Thus, new methodologies are required for nanomaterials evaluation and for establishing adequate criteria for risk assessment.

Single-cell analysis (SCA) will be crucial for elucidating cellular diversity and heterogeneity (Ou et al. 2021; Wang et al. 2020). A deeper knowledge at the single-cell level (considering the biochemistry and toxicity mechanisms of pollutants), also complemented at the microbial community level, is still needed to understand the success and key factors controlling bioaugmentation under real operation conditions. It seems evident that a close interaction between engineering and biotechnology approaches is essential to promote higher removal efficiencies. It is also essential that the design of the bioreactor supports the transfer from laboratory to full-scale operation. Finally, suitable models that are applicable at all scales and capable of predicting the dynamics of microbial populations under varying conditions must be developed.

Conclusion

This research summarized the present state of the art in agro-food wastewater treatment by utilizing a massive data mining technique of scientometric evaluation of the literature and in-depth discussion of the results. With the increased publication size, researchers face an information overload that may hamper productive research efforts and academic collaboration. The scientometric computational tool enables researchers to obtain critical data from the most reliable sources.

Based on a bibliometric review of 48 years of the agro-food industry wastewater treatment research (1974–2021), the findings could provide useful information about this field as follows:

- The scientometric study showed the top 10 publishing sources, led by Bioresource Technology and Water Science and Technology journals.
- The most frequently used keywords in the literature were clustered around the themes: general wastewater treatment, physical/chemical process and biotechnology.
- Among 31 countries that works together in this research field, Spain had the highest publication and citation counts, while Egypt was the only African country in the average normalized citations ranking (standing at the 4th position).
- Scientometric analysis showed a high recognition for the research themes related to membrane techniques and advanced oxidation processes for agro-food wastewater treatment while the adsorption has appeared only in the average normalized citations, indicating an emerging research trend.

Finally, gaps in the agro-food wastewater research were highlighted, and recommendations for future study were made. Through the proposed scenario, and others that will be developed, science can empower the benefits of: (1) on-site quality enhancement of AF wastewater at low costs, in comparison with the current advanced techniques (2) tailored microbial consortium that can fit with the treatment techniques and accelerate the various treatment processes and (3) introduction of measures to ensure the sustainable use and management of AF wastewater and its related wastes as sources of value-added products according to the circular economy paradigm and the tasks of Sustainable Development Goals.

Supplementary Information The online version contains supplementary material available at <https://doi.org/10.1007/s13201-022-01857-3>.

Acknowledgements The authors acknowledge Centre of Environmental Studies and Consultations, Suez Canal University, Ismailia-Egypt, and the research group TEP-968 Tecnologías para la Economía Circular (Technologies for Circular Economy) of the University of Granada.

Author contributions HA, MZ, MLR and SE contributed to conceptualization and data acquisition. MZ, MLR, AE and SH contributed to investigations. HA, MZ, JMP and SE contributed to formal analysis. MLR, JMP and SE contributed to writing-methodology, reviewing and editing. HA, MZ and MLR contributed to validation. MZ, MLR, AE and SH contributed to writing-original draft. HA, MZ, JMP and SE contributed to writing, reviewing and final editing. All authors have read and agreed to the published version of the manuscript.

Funding Open access funding provided by The Science, Technology & Innovation Funding Authority (STDF) in cooperation with The Egyptian Knowledge Bank (EKB). This work was supported by Grant from the Science and Technology Development Fund, Egypt (Project ID 33534, 2021).

Data availability All data generated or analyzed during this study are included in this article and its supplementary information file.

Declarations

Conflict of interest The author declares no potential conflict of interest to report.

Consent for publication The authors confirm the consent for publication.

Human and animal rights This article does not contain any studies with human or animal subjects.

Open Access This article is licensed under a Creative Commons Attribution 4.0 International License, which permits use, sharing, adaptation, distribution and reproduction in any medium or format, as long as you give appropriate credit to the original author(s) and the source, provide a link to the Creative Commons licence, and indicate if changes were made. The images or other third party material in this article are included in the article's Creative Commons licence, unless indicated otherwise in a credit line to the material. If material is not included in the article's Creative Commons licence and your intended use is not permitted by statutory regulation or exceeds the permitted use, you will need to obtain permission directly from the copyright holder. To view a copy of this licence, visit <http://creativecommons.org/licenses/by/4.0/>.

References

- Abd El-Hack ME, El-Saadony MT, Shafi ME, Zabermaawi NM, Arif M, Batiha GE, Khafaga AF, Abd El-Hakim YM, Al-Sagheer AA (2020) Antimicrobial and antioxidant properties of chitosan and its derivatives and their applications: a review. *Int J Biol Macromol* 164:2726–2744
- Abdulla HM, El-Shatoury SA, El-Shahawy AA, Ghorab SA, Nasr M, Trujillo ME (2019) An integrated bioaugmentation/electrocoagulation concept for olive mill wastewater management and the reuse in irrigation of biofuel plants: a pilot study. *Environ Sci Pollut Res Int* 26(16):15803–15815
- Abdulla HM, Taher HS, Ibrahim HA (2018) Bioleaching of uranium from egyptian rocks using native actinomycete strains. *Geomicrobiol J* 35(2):91–99
- Aghaeichadegani A, Salehi H, Yunus M, Farhadi H, Fooladi M, Farhadi M, Ale Ebrahim N (2013) A Comparison between two main academic literature collections: web of science and scopus databases. *Asian Soc Sci* 9:18–26
- Akratos CS, Tekerlekopoulou AG, Vayenas DV (2021) Agro-industrial wastewater treatment with decentralized biological treatment methods. *Water* 13:953
- Al-Asheh S, Bagheri M, Aidan A (2021) Membrane bioreactor for wastewater treatment: a review. *Case Stud Chem Environ Eng* 4:100109. <https://doi.org/10.1016/j.csee.2021.100109>
- Alkudhiri A, Darwish N, Hilal N (2012) Membrane distillation: a comprehensive review. *Desalination* 287:2–18. <https://doi.org/10.1016/j.desal.2011.08.027>
- An C, Huang G, Yao Y, Zhao S (2017) Emerging usage of electrocoagulation technology for oil removal from wastewater: a review. *Sci Total Environ* 579:537–556
- Anglada Á, Urtiaga A, Ortiz I (2009) Contributions of electrochemical oxidation to waste-water treatment: fundamentals and review of applications. *J Chem Technol Biotechnol* 84(12):1747–1755. <https://doi.org/10.1002/jctb.2214>
- Asselin M, Drogui P, Benmoussa H, Blais JF (2008) Effectiveness of electrocoagulation process in removing organic compounds from slaughterhouse wastewater using monopolar and bipolar electrolytic cells. *Chemosphere* 72(11):1727–1733
- Aziz A, Basheer F, Sengar A, Irfanullah KSU, Farooqi IH (2019) Biological wastewater treatment (anaerobic-aerobic) technologies for safe discharge of treated slaughterhouse and meat processing wastewater. *Sci Total Environ* 686:681–708. <https://doi.org/10.1016/j.scitotenv.2019.05.295>
- Baek G, Kim J, Kim J, Lee C (2020) Individual and combined effects of magnetite addition and external voltage application on anaerobic digestion of dairy wastewater. *Bioresour Technol* 297:122443. <https://doi.org/10.1016/j.biortech.2019.122443>
- Bar Oz Y, Mamane H, Menashe O, Cohen-Yaniv V, Kumar R, IasurKruh L, Kurzbaum E (2018) Treatment of olive mill wastewater using ozonation followed by an encapsulated acclimated biomass. *J Environ Chem Eng* 6(4):5014–5023. <https://doi.org/10.1016/j.jece.2018.07.003>
- Barbera AC, Maucieri C, Cavallaro V, Ioppolo A, Spagna G (2013) Effects of spreading olive mill wastewater on soil properties and crops, a review. *Agric Water Manag* 119:43–53. <https://doi.org/10.1016/j.agwat.2012.12.009>
- Bautista P, Mohedano A, Casas J, Zazo J, Rodriguez J (2008) An overview of the application of Fenton oxidation to industrial wastewaters treatment. *J Chem Technol Biotechnol* 83:1323–1338
- Bouabidi Z, El-Naas M, Zhang Z (2018) Immobilization of microbial cells for the biotreatment of wastewater: a review. *Environ Chem Lett* 17:241–257
- Brar SK, Verma M, Tyagi RD, Surampalli RY (2010) Engineered nanoparticles in wastewater and wastewater sludge—evidence and impacts. *Waste Manag* 30(3):504–520. <https://doi.org/10.1016/j.wasman.2009.10.012>
- Bruggen BVd, Mänttari M, Nyström M (2008) Drawbacks of applying nanofiltration and how to avoid them: a review. *Sep Purif Technol* 63:251–263
- Chaudhary R, Sahu OP (2013) Treatment of sugar waste water by electrocoagulation. *J Atmos Pollt* 1:5–7
- Cobo M, López-Herrera AG, Herrera-Viedma E, Herrera F (2011) An approach for detecting, quantifying, and visualizing the evolution of a research field: a practical application to the fuzzy sets theory field. *J Informetrics* 5:146–166
- Colares GS, Dell'Osbel N, Wiesel PG, Oliveira GA, Lemos PHZ, da Silva FP, Lutterbeck CA, Kist LT, Machado ÊL (2020) Floating treatment wetlands: a review and bibliometric analysis. *Sci Total Environ* 714:136776. <https://doi.org/10.1016/j.scitotenv.2020.136776>
- Cordell D, Rosemarin A, Schröder JJ, Smit A (2011) Towards global phosphorus security: a systems framework for phosphorus recovery and reuse options. *Chemosphere* 84(6):747–758
- Darvish P, Johnson Alengaram U, Soon Poh Y, Ibrahim S, Yusoff S (2020) Performance evaluation of palm oil clinker sand as replacement for conventional sand in geopolymer mortar. *Constr Build Mater* 258:120352. <https://doi.org/10.1016/j.conbuildmat.2020.120352>
- de la Casa JA, Bueno JS, Castro E (2021) Recycling of residues from the olive cultivation and olive oil production process for manufacturing of ceramic materials. A comprehensive review. *Journal of Cleaner Production* 296
- Del Bubba M, Checchini L, Pifferi C, Zanieri L, Lepri L (2004) Olive mill wastewater treatment by a pilot-scale subsurface horizontal flow (SSF-h) constructed wetland. *Ann Chim* 94(12):875–887
- Ding M, Zeng H (2022) A bibliometric analysis of research progress in sulfate-rich wastewater pollution control technology. *Ecotoxicol Environ Saf* 238:113626. <https://doi.org/10.1016/j.ecoenv.2022.113626>
- El-Shatoury S, El-Baz A, Abdel daiem M, El-Monayen D, (2014) Enhancing wastewater treatment by commercial and native microbial inocula with factorial design. *Life Sci J* 7(7):736

- Engida T, Alemu T, Wu J, Xu D, Zhou Q, Wu Z (2021) Microbial community dynamics and activity in constructed wetland treating agro-industrial and domestic wastewater: a review. *Applied Ecology and Environ Res* 19(4):2667–2687
- Erdogmus E, Harja M, Gencel O, Sutcu M, Yaras A (2021) New construction materials synthesized from water treatment sludge and fired clay brick wastes. *J Build Eng* 42:102471
- European Commission (2015) Closing the loop—an EU action plan for the Circular Economy COM(2015) 614 final, Brussels, 2.12.2015 vol 2022. Brussels: European Commission, <http://eur-lex.europa.eu/legal-content/EN/TXT/?uri=CELEX:52015DC0614>
- European Commission (2019) The European Green Deal COM(2019) 640 final, Brussels, 11.12.2019. Brussels: European Commission. vol 11.12.2019, <https://eur-lex.europa.eu/legal-content/EN/TXT/?uri=CELEX:52019DC0640>
- European Commission (2020) A new Circular Economy Action Plan For a cleaner and more competitive Europe COM(2020) 98 final, Brussels, 11.3.2020. Brussels: European Commission. vol 11.3.2020, <https://eur-lex.europa.eu/legal-content/EN/TXT/?uri=COM%3A2020%3A98%3AFIN>
- Gallego-Valero L, Moral-Parajes E, Román-Sánchez IM (2021) Wastewater treatment costs: a research overview through bibliometric analysis. *Sustainability* 13(9):5066
- Garbisu C, Garaiyurrebaso O, Epelde L, Grohmann E, Alkorta I (2017) Plasmid-mediated bioaugmentation for the bioremediation of contaminated soils. *Front Microbiol* 8:1966
- García FP, Hernandez JC, Cruz VER, Santillán Y, Marzo MAM, Ávila JH, MORENO FP (2013) Recovery and characterization of struvite from sediment and sludge resulting from the process of acid whey electrocoagulation. *Asian J Chem* 25(14)
- Golder AK, Samanta AN, Ray S (2006) Anionic reactive dye removal from aqueous solution using a new adsorbent—sludge generated in removal of heavy metal by electrocoagulation. *Chem Eng J* 122(1):107–115. <https://doi.org/10.1016/j.cej.2006.06.003>
- Grafias P, Xekoukoulotakis NP, Mantzavinos D, Diamadopoulos E (2010) Pilot treatment of olive pomace leachate by vertical-flow constructed wetland and electrochemical oxidation: an efficient hybrid process. *Water Res* 44(9):2773–2780
- Guzel-Seydim ZB, Greene AK, Seydim AC (2004) Use of ozone in the food industry. *LWT Food Sci Technol* 37(4):453–460. <https://doi.org/10.1016/j.lwt.2003.10.014>
- Hafeez A, Shamair Z, Shezad N, Javed F, Fazal T, Rehman Su, Bazmi AA, Rehman F (2021) Solar powered decentralized water systems: a cleaner solution of the industrial wastewater treatment and clean drinking water supply challenges. *J Clean Prod* 289:125717. <https://doi.org/10.1016/j.jclepro.2020.125717>
- Holt PK, Barton GW, Mitchell CA (2005) The future for electrocoagulation as a localised water treatment technology. *Chemosphere* 59(3):355–367. <https://doi.org/10.1016/j.chemosphere.2004.10.023>
- Jayani RS, Saxena S, Gupta R (2005) Microbial pectinolytic enzymes: a review. *Process Biochem* 40(9):2931–2944. <https://doi.org/10.1016/j.procbio.2005.03.026>
- Jin L, Sun X, Ren H, Huang H (2023) Hotspots and trends of biological water treatment based on bibliometric review and patents analysis. *J Environ Sci* 125:774–785. <https://doi.org/10.1016/j.jes.2022.03.037>
- Kawshalya L, Weerasinghe U, Chandrasekara D (2020) Fear of crime in urban environments: a bibliometric mapping of the literature. In: 2020 From innovation to impact (FITI) 1:1–6
- Koby M, Delipinar S (2008) Treatment of the baker's yeast wastewater by electrocoagulation. *J Hazard Mater* 154(1):1133–1140. <https://doi.org/10.1016/j.jhazmat.2007.11.019>
- Laufenberg G, Kunz B, Nystroem M (2003) Transformation of vegetable waste into value added products: (A) the upgrading concept; (B) practical implementations. *Bioresour Technol* 87(2):167–198. [https://doi.org/10.1016/S0960-8524\(02\)00167-0](https://doi.org/10.1016/S0960-8524(02)00167-0)
- Limami H, Manssouri I, Cherkaoui K, Khaldoun A (2021) Recycled wastewater treatment plant sludge as a construction material additive to ecological lightweight earth bricks. *Clean Eng Technol* 2:100050. <https://doi.org/10.1016/j.clet.2021.100050>
- Lin H, Peng W, Zhang M, Chen J, Hong H, Zhang Y (2013) A review on anaerobic membrane bioreactors: applications, membrane fouling and future perspectives. *Desalination* 314:169–188. <https://doi.org/10.1016/j.desal.2013.01.019>
- López-Serrano MJ, Velasco-Muñoz JF, Aznar-Sánchez JA, Román-Sánchez IM (2020) Sustainable use of wastewater in agriculture: a bibliometric analysis of worldwide research. *Sustainability* 12(21):8948
- Lwg K, Weerasinghe U, Chandrasekara DP (2020) Fear of crime in urban environments: a bibliometric mapping of the literature
- Mao G, Han Y, Liu X, Crittenden J, Huang N, Ahmad UM (2022) Technology status and trends of industrial wastewater treatment: a patent analysis. *Chemosphere* 288:132483. <https://doi.org/10.1016/j.chemosphere.2021.132483>
- Mao G, Hu H, Liu X, Crittenden J, Huang N (2021) A bibliometric analysis of industrial wastewater treatments from 1998 to 2019. *Environ Pollut* 275:115785. <https://doi.org/10.1016/j.envpoll.2020.115785>
- Mavrov V, Béliers E (2000) Reduction of water consumption and wastewater quantities in the food industry by water recycling using membrane processes. *Desalination* 131(1):75–86. [https://doi.org/10.1016/S0011-9164\(00\)90008-0](https://doi.org/10.1016/S0011-9164(00)90008-0)
- Meho L (2019) Using Scopus's CiteScore for assessing the quality of computer science conferences. *J Informetr* 13:419–433
- Mojapelo K, Kupolati W, Ndambuki J, Ibrahim I, Adeboje A, Kambole C (2018) Utilization of wastewater sludge for lightweight concrete
- Mojapelo KS, Kupolati WK, Ndambuki JM, Sadiku ER, Ibrahim ID (2021) Utilization of wastewater sludge for lightweight concrete and the use of wastewater as curing medium. *Case Stud Constr Mater* 15:e00667. <https://doi.org/10.1016/j.cscm.2021.e00667>
- Moradi M, Vasseghian Y, Arabzadeh H, Mousavi Khaneghah A (2021) Various wastewaters treatment by sono-electrocoagulation process: a comprehensive review of operational parameters and future outlook. *Chemosphere* 263:128314. <https://doi.org/10.1016/j.chemosphere.2020.128314>
- Moussa DT, El-Naas MH, Nasser M, Al-Marri MJ (2017) A comprehensive review of electrocoagulation for water treatment: potentials and challenges. *J Environ Manag* 186:24–41. <https://doi.org/10.1016/j.jenvman.2016.10.032>
- Nunen K, Li J, Reniers G, Ponnet K (2018) Bibliometric analysis of safety culture research. *Saf Sci* 108:248–258
- Nzila A, Razzak SA, Zhu J (2016) Bioaugmentation: an emerging strategy of industrial wastewater treatment for reuse and discharge. *Int J Environ Res Public Health* 13(9):846
- Ou Y, Cao S, Zhang J, Dong W, Yang Z, Yu Z (2021) Droplet microfluidics on analysis of pathogenic microbes for wastewater-based epidemiology. *TrAC Trends Anal Chem* 143:116333. <https://doi.org/10.1016/j.trac.2021.116333>
- Parkinson J, Tayler K (2003) Decentralized wastewater management in peri-urban areas in low-income countries. *Environ Urban* 15(1):75–90
- Pritchard A (1969) Statistical bibliography or bibliometrics? *J Doc* 25:348–349
- Rabie GM, El-Halim HA, Rozaik EH (2019) Influence of using dry and wet wastewater sludge in concrete mix on its physical and mechanical properties. *Ain Shams Eng J* 10(4):705–712. <https://doi.org/10.1016/j.asej.2019.07.008>

- Rajagopal R, Saady NMC, Torrijos M, Thanikal JV, Hung Y-T (2013) sustainable agro-food industrial wastewater treatment using high rate anaerobic process. *Water* 5(1):292–311
- Rajaniemi K, Tuomikoski S, Lassi U (2021) Electrocoagulation sludge valorization—a review. *Resources* 10(12):127
- Rizal S, Fizree HM, Saurabh CK, Gopakumar DA, Aprilia NAS, Hermawan D, Banerjee A, Fazita MRM, Haafiz MKM, Khalil H (2019) Value-added utilization of agro-waste derived oil palm ash in epoxy composites. *J Renew Mater* 7(12):1269–1278
- Salem SS, Fouda A (2021) Green synthesis of metallic nanoparticles and their prospective biotechnological applications: an overview. *Biol Trace Elem Res* 199(1):344–370
- Samy M, Alalm MG, Mossad M (2020) Utilization of iron sludge resulted from electro-coagulation in heterogeneous photo-Fenton process. *Water Pract Technol* 15(4):1228–1237
- Schröder P, Anggraeni K, Weber U (2018) The relevance of circular economy practices to the sustainable development goals. *J Ind Ecol* 23:77–95
- Sehar S, Nasser HAA (2019) Wastewater treatment of food industries through constructed wetland: a review. *Int J Environ Sci Technol (Tehran)* 16(10):6453–6472
- Serrano L, de la Varga D, Ruiz I, Soto M (2011) Winery wastewater treatment in a hybrid constructed wetland. *Ecol Eng* 37(5):744–753. <https://doi.org/10.1016/j.ecoleng.2010.06.038>
- Shindhal T, Rakholiya P, Varjani S, Pandey A, Ngo HH, Guo W, Ng HY, Taherzadeh MJ (2021) A critical review on advances in the practices and perspectives for the treatment of dye industry wastewater. *Bioengineered* 12(1):70–87
- Shukla A, Parde D, Gupta V, Vijay R, Kumar R (2021) A review on effective design processes of constructed wetlands. *Int J Environ Sci Technol (Tehran)*
- Slavov AK (2017) General characteristics and treatment possibilities of dairy wastewater—a review. *Food Technol Biotechnol* 55(1):14–28
- Stefanakis A (2018) Constructed wetlands for industrial wastewater treatment.
- Streit A, Collazzo G, Druzian S, Verdi R, Foletto E, Silva L, Dotto G (2021) Adsorption of ibuprofen, ketoprofen, and paracetamol onto activated carbon prepared from effluent treatment plant sludge of the beverage industry. *Chemosphere* 262:128322
- Su H-N, Lee P-C (2010) Mapping knowledge structure by keyword co-occurrence: a first look at journal papers in technology foresight. *Scientometrics* 85(1):65–79
- Sultana M-Y, Akratos C, Vayenas D, Pavlou S (2015) Constructed wetlands in the treatment of agro-industrial wastewater: a review. *Hemijaska Industrija* 69:127–142
- Sun L, Wan S, Yu Z, Wang Y, Wang S (2012) Anaerobic biological treatment of high strength cassava starch wastewater in a new type up-flow multistage anaerobic reactor. *Bioresour Technol* 104:280–288. <https://doi.org/10.1016/j.biortech.2011.11.070>
- Sutton PM, Melcer H, Schraa OJ, Togna AP (2011) Treating municipal wastewater with the goal of resource recovery. *Water Sci Technol* 63(1):25–31
- Taly V, Kelly BT, Griffiths AD (2007) Droplets as microreactors for high-throughput biology. *ChemBioChem* 8(3):263–272
- Tatoulis T, Stefanakis A, Frontistis Z, Akratos C, Tekerlekopoulou A, Mantzavinos D, Vayenas D (2017) Treatment of table olive washing water using trickling filters, constructed wetlands and electrooxidation. *Environ Sci Pollut Res Int* 24:1085–1092
- Tchamango S, Nanseu-Njiki CP, Ngameni E, Hadjiev D, Darchen A (2010) Treatment of dairy effluents by electrocoagulation using aluminium electrodes. *Sci Total Environ* 408(4):947–952. <https://doi.org/10.1016/j.scitotenv.2009.10.026>
- Un UT, Ozel E (2013) Electrocoagulation of yogurt industry wastewater and the production of ceramic pigments from the sludge. *Sep Purif Technol* 120:386–391
- United Nations (2015) Transforming our world: the 2030 agenda for sustainable development. United Nations General Assembly, New York, pp 3–36
- Valta K, Kosanovic T, Malamis D, Moustakas K, Loizidou M (2015) Overview of water usage and wastewater management in the food and beverage industry. *Desalin Water Treat* 53(12):3335–3347
- Varma M, Gupta AK, Ghosal PS, Majumder A (2021) A review on performance of constructed wetlands in tropical and cold climate: Insights of mechanism, role of influencing factors, and system modification in low temperature. *Sci Total Environ* 755:142540. <https://doi.org/10.1016/j.scitotenv.2020.142540>
- Walsh BP, Cusack DO, O’Sullivan D (2016) An industrial water management value system framework development. *Sustain Prod Consum* 5:82–93
- Wang HQ, Jiang RH, Kong DK, Liu ZL, Wu XX, Xu J, Li Y (2020) Transmembrane transport of polycyclic aromatic hydrocarbons by bacteria and functional regulation of membrane proteins. *Front Environ Sci Eng* 14(1):1–21
- Wang T, Liu R, O’Meara K, Mullan E, Zhao Y (2018) Assessment of a field tidal flow constructed wetland in treatment of swine wastewater: life cycle approach. *Water* 10(5):573
- Wang Z, Ishii S, Novak PJ (2021) Encapsulating microorganisms to enhance biological nitrogen removal in wastewater: recent advancements and future opportunities. *Environ Sci Water Res Technol* 7(8):1402–1416
- Weng C-H, Lin D-F, Chiang P-C (2003) Utilization of sludge as brick materials. *Adv Environ Res* 7(3):679–685. [https://doi.org/10.1016/S1093-0191\(02\)00037-0](https://doi.org/10.1016/S1093-0191(02)00037-0)
- Wu S, Wallace S, Brix H, Kusch P, Kirui WK, Masi F, Dong R (2015) Treatment of industrial effluents in constructed wetlands: challenges, operational strategies and overall performance. *Environ Pollut* 201:107–120. <https://doi.org/10.1016/j.envpol.2015.03.006>
- Yang H, Liu L, Yang W, Liu H, Ahmad W, Ahmad A, Aslam F, Joyklad P (2022) A comprehensive overview of geopolymer composites: a bibliometric analysis and literature review. *Case Stud Constr Mater* 16:e00830. <https://doi.org/10.1016/j.cscm.2021.e00830>
- Zhao S, Zou L, Tang CY, Mulcahy D (2012) Recent developments in forward osmosis: opportunities and challenges. *J Membr Sci* 396:1–21. <https://doi.org/10.1016/j.memsci.2011.12.023>

Publisher's Note Springer Nature remains neutral with regard to jurisdictional claims in published maps and institutional affiliations