



# Influence of pH on Cr(VI) reduction by organic reducing substances from sugarcane molasses

Bai-zhong Yan<sup>1,2,3</sup> · Zi-fang Chen<sup>4</sup>

Received: 30 August 2018 / Accepted: 19 March 2019 / Published online: 28 March 2019  
© The Author(s) 2019

## Abstract

The remediation of Cr(VI) is one of the hot issues in groundwater pollution remediation. The influences and effects of pH on Cr(VI) reduction by organic reducing substances in sugarcane molasses were studied under the sterilization and unsterilization conditions by means of batch laboratory-scale experiments. The results showed that pH of reaction solution has a great influence on the reduction of Cr(VI) by sugarcane molasses. When  $\text{pH} \geq 3.0$ , the final removal efficiency of Cr(VI) on the condition of sterilization and unsterilization at pH values of 8.0, 5.8, 4.0 and 3.0 was 15.441%, 17.945%, 29.205%, 36.258% and 99.236%, and 98.577%, 99.235% and 99.368%, respectively. When  $\text{pH} < 3.0$ , the final removal efficiency of Cr(VI) on the condition of sterilization and unsterilization at pH values of 2.5 and 2.0 was 99.631% and 99.895%, and 99.631% and 99.895%, respectively. The main mechanism involves chemical reduction and biological reduction. And biological reduction in the process of Cr(VI) reduction by sugarcane molasses is of the first priority when  $\text{pH} \geq 3.0$ ; when  $\text{pH} < 3.0$ , the rate of chemical reduction was higher and it was not the basic existing biological reduction. The relationship between pH and pseudo-first-order rate constant ( $k_{\text{obs}}$ ) on both the sterilization and unsterilization conditions was satisfied with Boltzmann model. There is an inflection point at the pH of about 2.6, which also indicated the influence mechanism of pH on the reduction of Cr(VI) by sugarcane molasses.

**Keywords** pH · Cr(VI) reduction · Sugarcane molasses · Reaction kinetic process · Reaction mechanism

## Introduction

Groundwater is an important resource in people's life and production. However, in the process of industrial society, a large amount of hazardous waste such as heavy metals,

organic matter and harmful radioactive substances enters into the groundwater, causing the pollution-induced water shortage problem (Barrera-Díaz et al. 2012). Chromium pollution is the most common type of heavy metal pollution in groundwater pollution site. In general, chromium exists in groundwater with two stable oxidation states: hexavalent Cr(VI) and trivalent Cr(III) (Yurik and Pikaev 1999). The most possibly existing Cr(VI) species in aqueous solution are  $\text{Cr}_2\text{O}_7^{2-}$ ,  $\text{CrO}_4^{2-}$ ,  $\text{H}_2\text{CrO}_4$  and  $\text{HCrO}_4^-$ , which are known to be toxic, carcinogenic and mobile, causing health problems such as liver damage, pulmonary congestion, vomiting and severe diarrhea, whereas Cr(III) is less toxic and can be precipitated out of solution in the form of  $\text{Cr}(\text{OH})_3$  (Wu et al. 2017). In China, there were up to 7 million tons chromium wastes, and more than 400 million tons chromium wastes were released into the environment directly, which severely polluted surface water environment, groundwater environment and soil environment (Gu et al. 2005). The remediation of Cr(VI) has become an urgent problem in the world.

Nowadays, the reduction of Cr(VI) to Cr(III) in groundwater is considered an important remediation strategy targeted at contaminant immobilization. The reduction methods

✉ Zi-fang Chen  
1047500349@qq.com

Bai-zhong Yan  
Jluybz@126.com

- <sup>1</sup> Key Laboratory of Groundwater Resources and Environment, Ministry of Education and Key Laboratory of Water Resources and Aquatic Environment, College of Environment and Resources, Jilin University, Changchun 130021, China
- <sup>2</sup> School of Water Resources and Environment, Hebei GEO University, Shijiazhuang 050031, China
- <sup>3</sup> Province Key Laboratory of Sustained Utilization and Development of Water Resources, Shijiazhuang 050031, China
- <sup>4</sup> Shandong Academy for Environmental Planning, Jinan 250000, China

of Cr(VI) in groundwater are mainly based on the chemical, electrochemical and biological reduction (Kim et al. 2001; Cheung and Gu 2007), such as zero-valent iron ( $\text{Fe}^0$ ), ferrous ions ( $\text{Fe}^{2+}$ ), sulfur compounds, electrocoagulation, electrodisolution and organic reducing substances and so on (Wittbrodt and Palmer 1997; Agrawal et al. 2009; Carbonaro and Stone 2014; Liu et al. 2018). Many research results showed that the removal rate and effect of the reduction methods of chromium were influenced by the solution pH. When  $\text{Fe}^0$  and  $\text{Fe}^{2+}$  are used as the Cr(VI)-reducing agent, the reaction usually occurs under acidic conditions because  $\text{Fe}^0$  and  $\text{Fe}^{2+}$  appear as free ions in aqueous solution (Park et al. 2004), and many research experiments showed that the reduction rates were achieved at low pH values (Chen et al. 2007; Gheju et al. 2008). At low pH values, the reduction of Cr(VI) to Cr(III) by  $\text{Fe}^{2+}$  ions is favored, but under these pH conditions, there is no precipitation of Fe(III)/Cr(III) hydroxides (Arroyo et al. 2009). Jardine et al. (1999) also thought believed that the reduction kinetics of Cr(VI) to Cr(III) seemed to be slow at pH 3.7, while the reaction rate was accelerated when pH was less than 3. Compared with inorganic reductants, organic compounds are inexpensive and environmentally harmless, and their reducing effects are also influenced by pH. Cr(VI) reduction by organic material is most rapid under acidic conditions (Zhilin et al. 2004; Deiana et al. 2007). The most favorable pH for Cr(VI) reduction by organic materials ranges from 1 to 4 (Wittbrodt and Palmer 1996). Deiana et al. (2007) emphasized that when  $\text{pH} > 4.2$ , the reduction of Cr(VI) by caffeic acid would occur slowly.

Organic reducing substance as a microbial carbon source stimulated microbial metabolism and enhanced bioreduction to convert Cr(VI) into Cr(III). Michailides et al. (2014) first screened functional microorganisms from industrial wastewater to reduce Cr(VI) to Cr(III). Molasses were used as carbon source to reduce Cr(VI) pollution under suspension growth and adhesion growth of microorganisms. The results showed that molasses was a cheaper and more efficient microbial carbon source for bioremediation of Cr(VI) pollution than sucrose. Somasundaram et al. (2009) used molasses as carbon source to study the characteristics of the reduction of chromium (VI) by chromium-reducing bacteria (CBR), sulfate-reducing bacteria (SBR) and iron-reducing bacteria (IBR) and the reduce effect under different combinations of bacteria. Mathematical models based on the reduction of hexavalent chromium, COD consumption and biomass were established. The results showed that different combinations of reaction systems could remove hexavalent chromium very well. The mathematical model was also in good agreement with the simulation results. Sugiyama et al. (2012) evaluated the effect of transforming Cr(VI) into Cr(III) by strain *Flexivirga alba* ST13T. The results showed that when the concentration of Cr(VI) was 3.0 mM,

the reaction was slightly inhibited, and the concentration of Cr(VI) dropped below the detection limit 13 days after the operation of the reaction system, and the treatment effect of molasses was significantly better than that of glucose.

Sugarcane molasses has been successfully used in the remediation of groundwater contaminated Cr(VI) as a kind of organic materials. It was demonstrated that sugarcane molasses could reduce Cr(VI) to Cr(III) by chemical reduction and microbial reduction (Chen et al. 2015, 2016). Chen et al. (2017) discussed the reaction pathways and dynamics of chemical reduction of Cr(VI), and the reducing reaction of Cr(VI) could be described by a pseudo-first-order kinetic model. The reducing effect and reaction mechanism are also influenced by pH, and it has been confirmed that biological reduction is of the first priority and chemical reduction plays a secondary role in the process of Cr(VI) reduction by sugarcane molasses when  $\text{pH} \geq 3.0$  of reaction solution; and chemical reduction is of the first priority and biological reduction plays a secondary role in the process of Cr(VI) reduction by sugarcane molasses when  $\text{pH} \leq 2.5$  of reaction solution. But the studies of Chen are qualitative description and there are no quantitative data to prove his results. The mechanism of chemical reduction and biological reduction is not clear. And the current studies of Cr(VI) reduction by sugarcane molasses are only limited to reaction mechanism and acidic pH's influence. There is no influence mechanism literature of Cr(VI) reduction by sugarcane molasses, which severely restricts the theoretical development of Cr(VI) remediation in groundwater. The study aimed to explore the influence mechanism of pH on Cr(VI) reduction by organic reducing substances from sugarcane molasses and evaluate the kinetics of Cr(VI) reduction under different pH values. Besides, in order to find out biological reduction, the experiments under sterilization and unsterilization conditions were designed. The results of this article would provide useful basis for using sugarcane molasses to remediate groundwater contaminated by hexavalent chromium.

## Materials and methods

### Reagents

Sugarcane molasses was purchased from Changchun Yingtang Molasses CO., Ltd., which was produced in accordance with the Chinese National Standard (QB/T2684-2005). Sugarcane molasses contained rich plant polyphenols (38.4–48.8 mg/L) and a small amount of organic acid. Sugar brix and total sugar are  $\geq 70\%$  and 48–52%, respectively (Table 1).

All chemicals were of analytical grade and used as received without further pretreatment. Potassium dichromate, diphenylcarbazide spectrophotometric,

**Table 1** Sugarcane molasses components parameters

Sugar brix	Total sugar	Water	Sugar derivative	Other organics	Mineral substance
≥ 70%	48–52%	15–20%	2–4%	18–21%	10–15%

phenolphthalein, sulfuric acid (98%), phosphorus acid (85%), sodium hydroxide, glacial acetic acid and anhydrous sodium carbonate were supplied by Sinopharm Chemical Reagent Co., Ltd. or Beijing Chemical Plant (Beijing, China). Folin–Ciocalteu was purchased from Beijing Dingguo Changsheng Biotechnology Co., Ltd. Reverse osmosis Milli-Q water (18 M) was used to make all solutions and dilutions.

## Experimental methods

Batch laboratory-scale experiments were conducted to investigate the effects of pH on Cr(VI) reduction with organic reducing substances in the form of sugarcane molasses at different pH conditions. The reaction environments of the experiments include two groups of reaction systems under sterilized and unsterilized conditions. Each group of reaction system has six brown reaction bottles with the volume of 500 mL. Diluted molasses solution was prepared by high temperature and sterilization. Approximately 0.435 mL of sugarcane molasses was dissolved into deionized water and then diluted to 1 L to obtain sugarcane molasses concentrations of 0.60 mg/L. The reaction dynamic process was also analyzed, and the mathematical relationship of reaction rate constant with  $[H^+]$  was studied by weighted least squares linear regression method.

Six groups of experiments were conducted to determine the effects of pH on Cr(VI) reduction with organic reducing substances from sugarcane molasses. First, six copies of sterilization and unsterilization sand were weighed, each with the weight of 600 g, respectively, and put them into the brown reaction bottles under the condition of constant room temperature  $20\text{ }^\circ\text{C} \pm 1.0\text{ }^\circ\text{C}$ . Then, reactions mixtures were obtained by taking 100 mL Cr(VI) solutions, adjusting the concentration values of 20 mg/L, adding 100 mL of diluted molasses solutions with the Brix of 0.6% and adjusting the pH values of 2.0, 2.5, 3.0, 4.0, 5.8 and  $8.0 \pm 0.2$ . At regular time intervals, 10 mL of mixed solution was withdrawn to determine Cr(VI), total Cr concentration and organic reducing substances. Each experiment was repeated thrice under sterilization conditions.

## Analytical methods

Total Cr concentration, Cr(VI) concentration, organic reducing substances, pH and temperature were measured in all the

experiments. The Cr(VI) concentration was determined by the diphenylcarbazide spectrophotometric method according to the “Standard Methods for the Examination of Water and Wastewater” at 540 nm using a UNIC 7200 visible spectrophotometer (Macy China Instruments Inc., Beijing, China). Total chromium was determined by flame atomic absorption spectrometry (Shimadzu International Trading Ltd, Shimane, Japan) according to the “Standard Methods for the Examination of Water and Wastewater” using a Shimadzu AA-7000F/AAC atomic absorption spectrophotometer (USEPA 2015). The content of organic reducing substances was quantified by the Folin–Ciocalteu method at 765 nm using a WFZUV-2802H ultraviolet spectrophotometer (Shimadzu International Trading Ltd, Shimane, Japan) as described in the literature (Singleton et al. 1999). The pH and temperature were determined by HI99141 Portable pH/Temperature Measuring Instrument.

The steps of microbial community structure analysis are as follows: (1) genomic DNA extraction of samples, quantitative analysis of the extracted samples by gel electrophoresis and ultraviolet analyzer; (2) target region amplification of samples; (3) quantitative mixing of processed samples; (4) high-throughput sequencing of mixed samples. The sequencing work was entrusted to Bioengineering (Shanghai) Co., Ltd. The main contents of analysis were: data preprocessing (data quality control, data disassembly and primer region column removal), removal of chimera and target region sequences, operation taxonomic unit (OTU) classification (similarity 97% for OTU clustering), endowing species taxon, Alpha diversity analysis, etc.

## Kinetic model

Previous studies have demonstrated that the overall reaction of Cr(VI) could be characterized by the pseudo-first-order kinetic model (Nakayasu et al. 1999; Park et al. 2017; Chen et al. 2016), and the rate model can be expressed as follows:

$$v = \frac{dc}{dt} = -k_{\text{obs}}c \quad (1)$$

where  $v$  is the reaction rate,  $c$  is the hexavalent chromium concentration, and  $k_{\text{obs}}$  is the pseudo-first-order rate constant. Equation (1) can be integrated to calculate Eq. (2) as follows:

$$\ln c = \ln c_0 - k_{\text{obs}}t \quad (2)$$

Thus, half-time ( $t_{1/2}$ ) is calculated by Eq. (3):

$$t_{1/2} = \frac{\ln 2}{k_{\text{obs}}} \quad (3)$$

where  $c_0$  is the initial hexavalent chromium concentration and  $t$  is the reaction time.  $v$  initial is the initial reaction rate of Cr(VI) reduction with sugarcane molasses:

$$v_{\text{initial}} = k_{\text{obs}}c_0 \quad (4)$$

Based on the  $k_{\text{obs}}$  obtained at different pH values on the conditions of sterilization and unsterilization environment, the relationship between pH and reaction rate ( $k_{\text{obs}}$ ) was determined by regression analysis method. The relationship between pH and reaction rate ( $k_{\text{obs}}$ ) on the conditions of sterilization and unsterilization was described by Boltzmann reaction kinetic model (Yan et al. 2017) as Eq. (5).

$$k_{\text{obs}} = A_2 + \frac{(A_1 - A_2)}{\{1 + \exp [(pH - A_0)/A_3]\}} \quad (5)$$

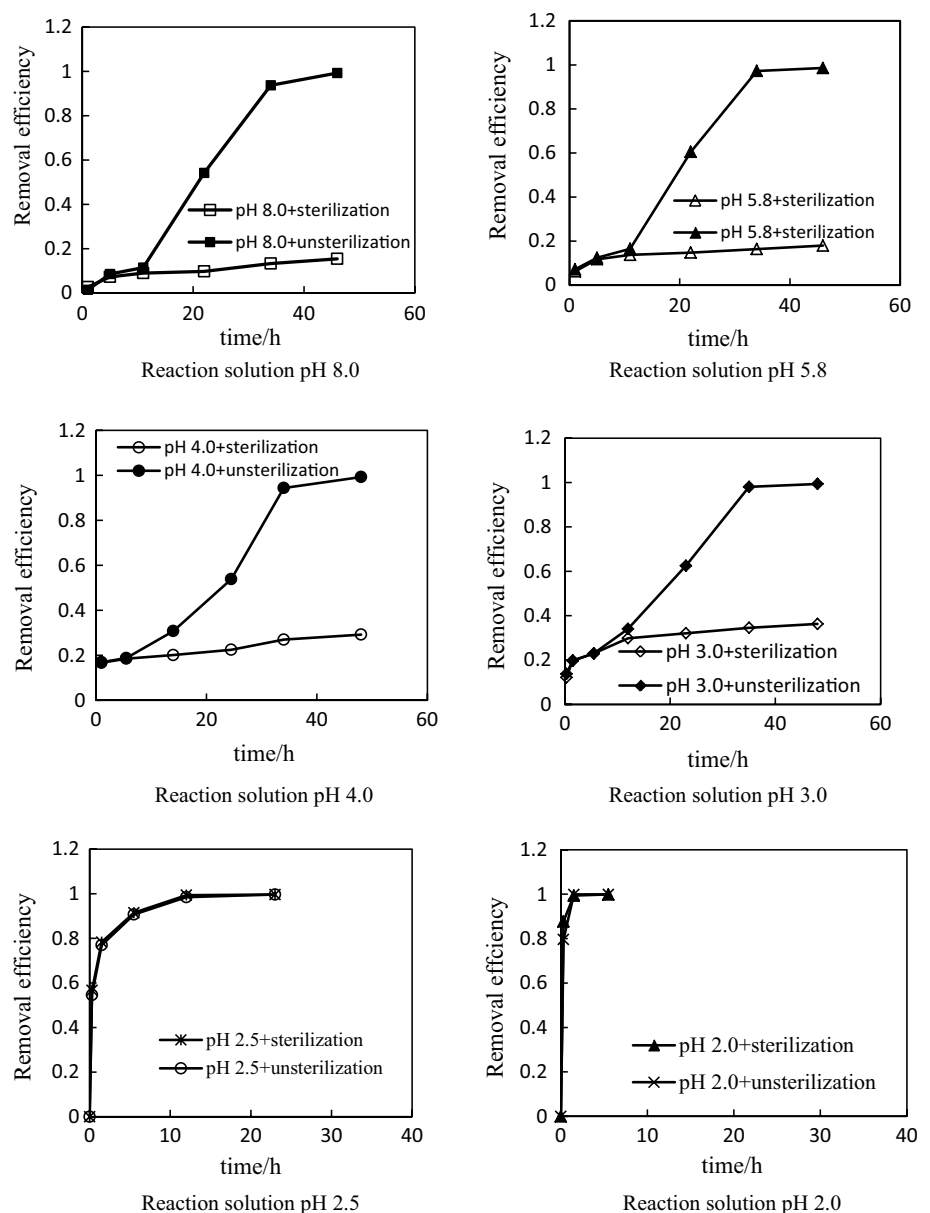
where  $k_{\text{obs}}$  is the pseudo-first-order rate constant, and pH is the reaction solution pH.  $A_0$ ,  $A_1$ ,  $A_2$  and  $A_3$  are the constants.

## Results and discussion

### Effects of pH on reduction of Cr(VI)

Figure 1 shows the relationship between reaction solution pH and removal efficiency of Cr(VI) reduction. The curves characteristics of Cr(VI) removal efficiency were different with different pH values. The curves characteristics of Cr(VI) removal efficiency were approximately identical, when pH is larger than 3.0. The final removal efficiency of Cr(VI) on the condition of sterilization and unsterilization at pH values of 8.0, 5.8, 4.0 and 3.0 was 15.441%, 17.945%, 29.205% and 36.258%, and 99.236%, 98.577%, 99.235% and 99.368%, respectively. When  $pH < 3.0$ , the curves of Cr(VI)

**Fig. 1** Effect of Cr(VI) reduction by sugarcane molasses on different pH values (2.0–8.0)



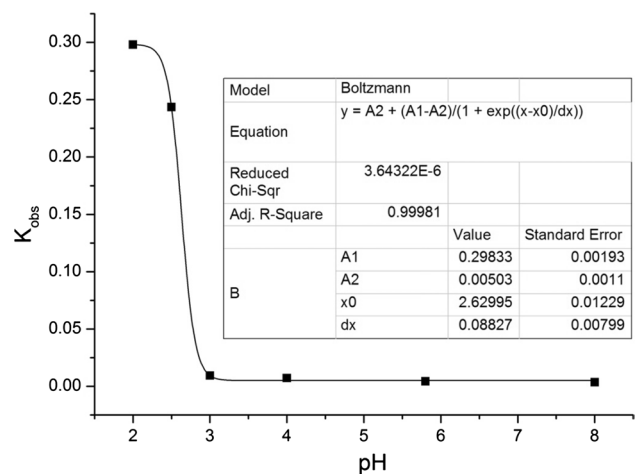
removal efficiency had the same characteristics. The final removal efficiency of Cr(VI) on the condition of sterilization and unsterilization at pH values of 2.5 and 2.0 were 99.631% and 99.895%, and 99.631% and 99.895%, respectively. From the results above, the final removal efficiency of Cr(VI) on the sterilization environment was far less than that of unsterilization environment when pH was higher than 3.0. The final removal efficiency values on the same pH (8.0, 5.8, 4.0 and 3.0) were 83.795%, 80.632%, 70.03% and 63.11%, respectively. And the greater pH, the more the added value of the unsterilization condition than sterilization condition. When  $pH < 3.0$ , the final removal efficiency of Cr(VI) on the condition of sterilization and unsterilization was equal. Compared to the sterilization and unsterilization experiments, the final removal efficiency of Cr(VI) by biological reduction was 83.795%, 80.612%, 70.03%, 63.11%, 0 and 0 on the pH values of 8.0, 5.8, 4.0, 3.0, 2.5 and 2.0; and those of by chemical reduction were 15.441%, 17.945%, 29.205%, 36.258%, 99.631% and 99.895% on the same pH values. When pH values were 2.5 and 2.0, the removal efficiency value of Cr(VI) by biological reduction was both 0, indicating that the biological reduction is very weak when  $pH < 3.0$ . This phenomenon is mainly influenced by the remediation mechanism of the Cr(VI). Biological reduction in the process of Cr(VI) reduction by sugarcane molasses is of the first priority when  $pH \geq 3.0$  of reaction solution; and chemical reduction in the process of Cr(VI) reduction by sugarcane molasses is of the first priority when  $pH < 3.0$  of reaction solution. And the rate of chemical reduction was higher, and it was not the basic existing biological reduction when pH was lower than 3.0.

**Results of kinetic mechanism**

The reduction of Cr(VI) with sugarcane molasses could be described by the pseudo-first-order kinetic model with respect to the Cr(VI) concentration at different pH values. As shown in Table 2, the rate constants, half-time of Cr(VI) reduction and initial reaction rate ( $v_{initial}$ ) were different with the pH of reaction solution. On the condition of sterilization environment, the rate constants ( $k_{obs}$ ) at the pH values of 8.0, 5.8, 4.0, 3.0, 2.5 and 2.0 were 0.0036, 0.0043, 0.0072, 0.0094, 0.2436 and 0.2981, respectively. And on the condition of unsterilization environment, the rate constants ( $k_{obs}$ ) at the pH values of 8.0, 5.8, 4.0, 3.0, 2.5 and 2.0 were 0.1059, 0.0924, 0.1015, 0.1055, 0.2436 and 0.2981, respectively. The rate constant ( $k_{obs}$ ) of pH (2.0) on the sterilization environment was 1.224, 31.713, 41.403, 69.326 and 82.805 times those of pH values of 8.0, 5.8, 4.0, 3.0 and 2.5, respectively. There was an obvious rule; that is, the rate constants ( $k_{obs}$ ) of Cr(VI) reduction reaction were decreased gradually with the increase in the initial solution pH. This may be because the rates

**Table 2** Rate constants and half-time of Cr(VI) reduction at different pH values

pH	Reaction condition	$k_{obs}/h^{-1}$	$v_{initial}$ (mg/(L*h))	$t_{1/2}/h$	$R^2$
8.0	Sterilization	0.0036	0.036	192.54	0.9959
	Unsterilization	0.1059	1.059	6.55	0.9864
5.8	Sterilization	0.0043	0.043	161.20	0.9296
	Unsterilization	0.0924	0.924	7.50	0.9118
4.0	Sterilization	0.0072	0.072	96.27	0.9952
	Unsterilization	0.1015	1.015	6.83	0.9962
3.0	Sterilization	0.0094	0.094	73.74	0.9984
	Unsterilization	0.1055	1.055	6.57	0.9977
2.5	Sterilization	0.2436	2.436	2.85	0.9982
	Unsterilization	0.2436	2.436	2.85	0.9935
2.0	Sterilization	0.2981	2.981	2.33	0.9954
	Unsterilization	0.2981	2.981	2.33	0.9987

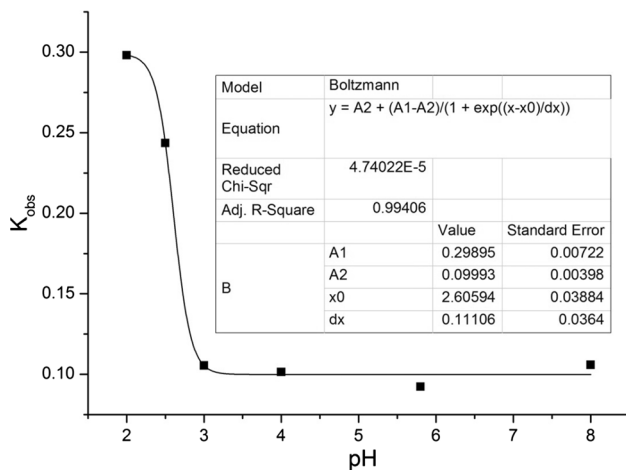


**Fig. 2** Relationship between the  $k_{obs}$  and pH in the reaction on sterilization condition

of electrons transfer between reducing organic matters and Cr(VI) could be accelerated with the decrease in pH. And in the unsterilization environment, the rate constant ( $k_{obs}$ ) of pH (2.0) was 1.224, 2.826, 2.937, 3.226 and 2.815 times than those of pH values of 8.0, 5.8, 4.0, 3.0 and 2.5, respectively. Relative to the unsterilization environment, it has a bigger impact on rate constants ( $k_{obs}$ ) of pH on the sterilization environment. And the initial reaction rate ( $v_{initial}$ ) and half-time ( $t_{1/2}$ ) have the same rule with rate constants ( $k_{obs}$ ). These results indicated that pH is one of the decisive factors of chemical reduction of Cr(VI) reduction by sugarcane molasses.

Figures 2 and 3 show the relationship between pH and pseudo-first-order rate constant ( $k_{obs}$ ). The curve patterns of pH and  $k_{obs}$  on both the sterilization and unsterilization





**Fig. 3** Relationship between the  $k_{obs}$  and pH in the reaction on unsterilization condition

conditions were satisfied with Boltzmann model and with the kinetic equations which are (6) and (7) as follows:

$$\text{On the sterilization condition: } K_{obs} = 0.005 + \frac{0.293}{1 + \exp((\text{pH} - 2.63)/0.088)} \quad (R^2 = 0.9998) \quad (6)$$

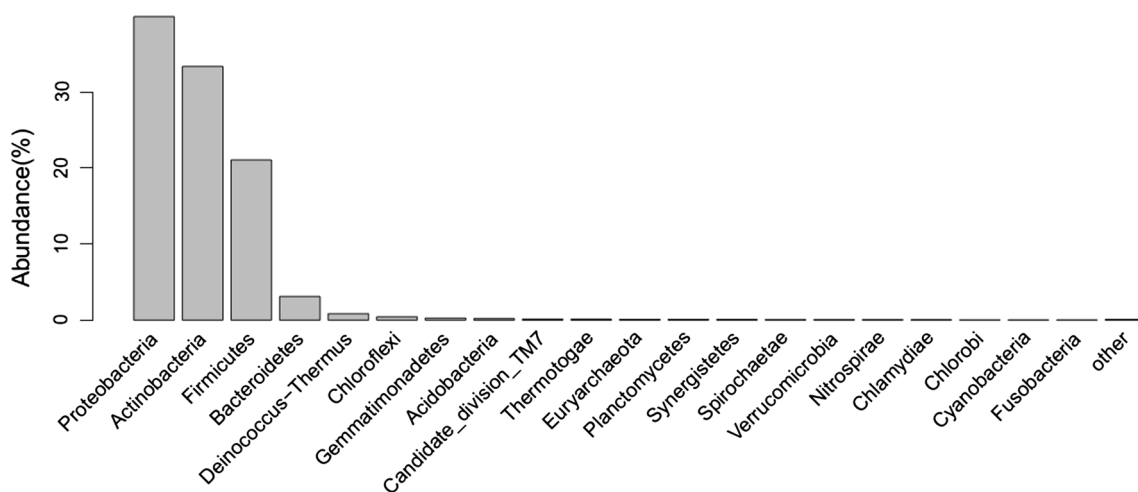
$$\text{On the unsterilization condition: } K_{obs} = 0.01 + \frac{0.199}{1 + \exp((\text{pH} - 2.60)/0.111)} \quad (R^2 = 0.994). \quad (7)$$

From the Boltzmann model, the  $k_{obs}$  was decreased with the increase in pH. It was an inflection point at the pH of about 2.6, and it was accurately predicted and analyzed reaction rate of sugarcane molasses and Cr(VI) and the change of Cr(VI) concentration at different pH conditions (2.0–8.0) by

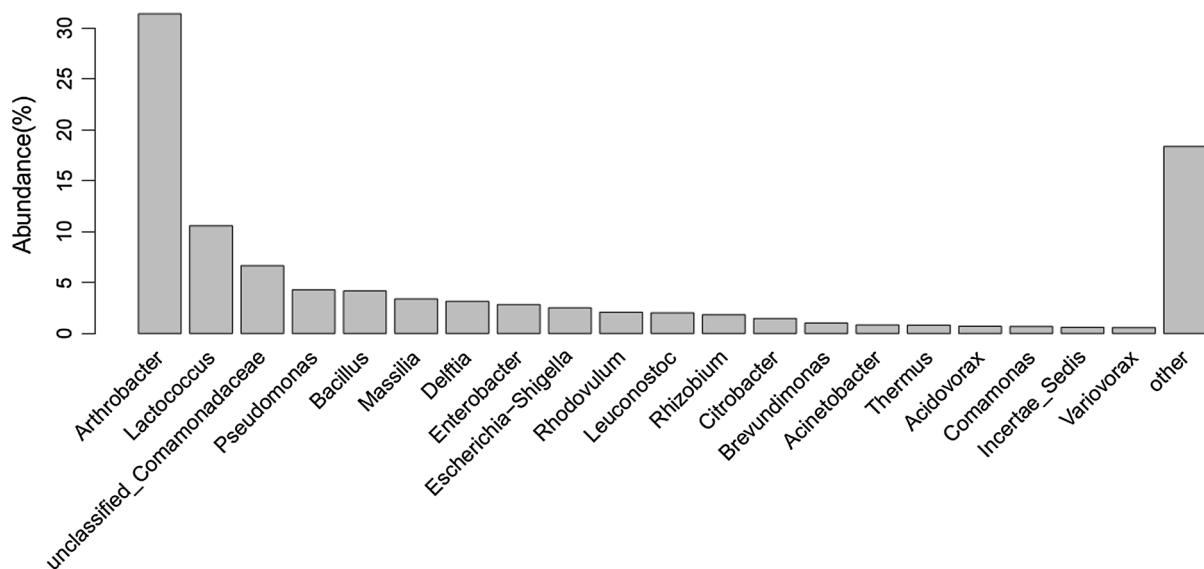
the Boltzmann model Eqs. (6) and (7). Biological reduction was of the first priority and chemical reduction played a secondary role in the process of Cr(VI) reduction by sugarcane molasses when  $\text{pH} \geq 3.0$  of reaction solution; and chemical reduction was of the first priority and biological reduction played a secondary role in the process of Cr(VI) reduction by sugarcane molasses when  $\text{pH} \leq 3.0$  of reaction solution. The chemical reduction by sugarcane molasses was gradually decreased with the increase in pH value.

### Microbial community structure

There were 28 groups microbial flora at gate level, which were detected in unsterilization reaction system by analyzing microbial flora test (Fig. 4). The main microbial flora were Proteobacteria, Actinobacteria, Firmicutes, Bacteroidetes, and their proportion were 39.93%, 33.37%, 21.05% and 3.09%, respectively. It also showed that the diversity of microbial flora was high and the dominant microbial flora was obvious in the unsterilization reaction system, which may be filtrated due to the toxicity of Cr(VI).



**Fig. 4** Community abundance histogram of gate level in reaction system



**Fig. 5** Community abundance histogram of genus level in reaction system

6.67%, respectively. The results showed that microbial species diversity was higher and microbial abundance distribution was more uniform. *Arthrobacter* is the most common microbial genus in groundwater environment, which belonged to gram-positive specific aerobic bacteria. At present, many scholars had reported the reduction of Cr(VI) to Cr(III) by *Arthrobacter* (Megharaj et al. 2003; Camargo et al. 2004; Elangovan and Philip 2009). *Pseudomonas* was a special aerobic gram-negative, sporeless, capsular bacterium with rod-shaped or slightly curved shape. *Pseudomonas* also has good reduction effect of Cr(VI) to Cr(III) (Ishibashi et al. 1990; Dmitrenko et al. 2003).

## Conclusions

The pH of reaction solution has a great influence on the reduction of Cr(VI) by sugarcane molasses. When  $\text{pH} \geq 3.0$ , the final removal efficiency of Cr(VI) on the condition of sterilization and unsterilization at pH values of 8.0, 5.8, 4.0 and 3.0 was 15.441%, 17.945%, 29.205% and 36.258%, and 99.236%, 98.577%, 99.235% and 99.368%, respectively. When  $\text{pH} < 3.0$ , the final removal efficiency of Cr(VI) on the condition of sterilization and unsterilization at pH values of 2.5 and 2.0 was 99.631% and 99.895%, and 99.631% and 99.895%, respectively. The main mechanism involves chemical reduction and biological reduction. And biological reduction in the process of Cr(VI) reduction by sugarcane molasses was of the first priority when  $\text{pH} \geq 3.0$  of reaction solution; and chemical reduction in the process of sugarcane molasses reducing Cr(VI) was of the first priority when  $\text{pH} < 3.0$  of reaction solution. The rate of chemical reduction was higher, and it was not the basic existing biological

reduction when pH is lower than 3.0. The relationship between pH and pseudo-first-order rate constant ( $k_{\text{obs}}$ ) on both the sterilization and unsterilization conditions was satisfied with Boltzmann model and with the kinetic equations. There is an inflection point at the pH of about 2.6, which also indicated the influence mechanism of pH on the reduction of Cr(VI) by sugarcane molasses.

**Acknowledgements** This work was financially supported by the Scientific Research Initiation funds for Ph.D. scholars (BQ2017011); China's Post-doctoral Science Fund (2018M631874); Scientific Research Projects of the Higher University in Hebei (ZD2014023); Hebei province water conservancy science and technology plan projects (2017-59), Youth Foundation of Hebei Province Department (QN2015061, QN2017026); Natural science fund project in Hebei province (D2018403040); and Institutions of higher learning scientific research project, Hebei province.

## Compliance with ethical standards

**Conflict of interest** The authors declare that they have no conflict of interest.

**Human and animals rights** This article does not contain any studies with human participants or animals performed by any of the authors.

**Informed consent** Informed consent was obtained from all individual participants included in the study.

**Open Access** This article is distributed under the terms of the Creative Commons Attribution 4.0 International License (<http://creativecommons.org/licenses/by/4.0/>), which permits unrestricted use, distribution, and reproduction in any medium, provided you give appropriate credit to the original author(s) and the source, provide a link to the Creative Commons license, and indicate if changes were made.

## References

- Agrawal SG, Fimmen RL, Chin YP (2009) Reduction of Cr(VI) to Cr(III) by Fe(II) in the presence of fulvic acids and in lacustrine pore water. *Chem Geol* 262:328–335
- Arroyo MG, Pérez- Herranz V, Montanés MT, García-Antón J, Guinón JL (2009) Effect of pH and chloride concentration on the removal of hexavalent chromium in a batch electrocoagulation reactor. *J Hazard Mater* 169:1127–1133
- Barrera-Díaz CE, Lugo-Lugo V, Bilyeu B (2012) A review of chemical, electrochemical and biological methods for aqueous Cr(VI) reduction. *J Hazard Mater* 223–224:1–12
- Camargo FAO, Bento FM, Okeke BC, Frankenberger WT (2004) Hexavalent chromium reduction by an actinomycete, *Arthrobacter crystallopoietes* ES32. *Biol Trace Elem Res* 97:183–194
- Carbonaro RF, Stone AT (2014) Oxidation of Cr-III aminocarboxylate complexes by hydrous manganese oxide: products and time course behaviour. *Environ Chem* 12(1):33–51
- Chen SS, Cheng CY, Li CW, Chai PH, Chang YM (2007) Reduction of chromate from electroplating wastewater from pH 1 to 2 using fluidized zero valent iron process. *J Hazard Mater* 142:362–367
- Chen ZF, Zhao YS, Zhang JW, Bai J (2015) Mechanism and kinetics of hexavalent chromium chemical reduction with sugarcane molasses. *Water Air Soil Pollut* 226(11):363–372
- Chen ZF, Zhao YS, Li Q (2016) Influence of Fe(II) on Cr(VI) reduction by organic reducing substances from sugarcane molasses. *Water Air Soil Pollut* 227(1):19–26
- Chen ZF, Zhao YS, Li Q, Hong M (2017) Effect of hardness ions on Cr(VI) reduction with organic reducing substances. *Environ Eng Sci* 34(3):221–226
- Cheung KH, Gu JD (2007) Mechanism of hexavalent Chromium detoxification by microorganisms and bioremediation application potential: a review. *Int Biodeterior Biodegrad* 59(1):8–15
- Deiana S, Premoli A, Senette C (2007) Reduction of Cr(VI) by caffeic acid. *Chemosphere* 67(10):1919–1926
- Dmitrenko GN, Konovalova VV, Shum OA (2003) The reduction of Cr(VI) by bacteria of the genus *Pseudomonas*. *Microbiology* 72:327–330
- Elangovan R, Philip L (2009) Performance evaluation of various bioreactors for the removal of Cr(VI) and organic matter from industrial effluent. *Biochem Eng J* 44:174–186
- Gheju M, Iovi A, Balcu I (2008) Hexavalent chromium reduction with scrap iron in continuous—flow system: part 1: effect of feed solution pH. *J Hazard Mater* 153(1–2):655–662
- Gu CH, Shan ZX, Wang RQ (2005) Study of the soil pollution from chromium slag. *Min Saf Environ Prot* 32(6):18–20
- Ishibashi Y, Cervantes C, Silver S (1990) Chromium reduction in *Pseudomonas putida*. *Appl Environ Microbiol* 56:2268–2270
- Jardine PM, Fendorf SE, Mayes MA, Larsen IL, Brooks SC, Bailey WB (1999) Fate and transport of hexavalent chromium in undisturbed heterogeneous soil. *Environ Sci Technol* 33:2939–2944
- Kim C, Zhou Q, Deng B, Thornton EC, Xu H (2001) Chromium (VI) reduction by hydrogen sulfide in aqueous media: stoichiometry and kinetics. *Environ Sci Technol* 35:2219–2225
- Liu XL, Dong HL, Yang XW, Kovarik L, Chen Y, Zeng Q (2018) Effects of citrate on hexavalent chromium reduction by structural Fe(II) in nontronite. *J Hazard Mater* 343:245–254
- Megharaj M, Avudainayagam S, Naidu R (2003) Toxicity of hexavalent chromium and its reduction by bacteria isolated from soil contaminated with tannery waste. *Curr Microbiol* 47:51–54
- Michailides MK, Tekerlekopoulou AG, Akrotos CS et al (2014) Molasses as an efficient low-cost carbon source for biological Cr(VI) removal. *J Hazard Mater* 281:95–105
- Nakayasu K, Fukushima M, Sasaki K, Tanaka S, Nakamura H (1999) Comparative studies of the reduction behavior of chromium(VI) by humic substances and their precursors. *Environ Toxicol Chem* 18(6):1085–1090
- Park D, Yun YS, Park JM (2004) Reduction of hexavalent chromium with the brown seaweed *Ecklonia* biomass. *Environ Sci Technol* 38:4860–4864
- Park D, Yun YS, Jo JH et al (2017) Mechanism of hexavalent chromium removal by dead fungal biomass of *Aspergillus niger*. *Water Res* 39:533–540
- Singleton VL, Othofer R, Lamuela-Raventos RM (1999) Analysis of total phenols and other oxidation substrates and antioxidants by means of folin-ciocalteu reagent. *J Wiley Sons* 229(2):152–178
- Somasundaram V, Philip L, Bhallamudi SM (2009) Experimental and mathematical modeling studies on Cr(VI) reduction by CRB, SRB and IRB, individually and in combination. *J Hazard Mater* 172:606–617
- Sugiyama T, Sugito H, Mamiya K et al (2012) Hexavalent chromium reduction by an actinobacterium *Flexivirga alba* ST13(T) in the family Dermacoccaceae. *J Biosci Bioeng* 113:367–371
- USEPA (2015) EPA superfund record of decision: AvcoLycoming, Pennsylvania
- Wittbrodt PR, Palmer CD (1996) Effect of temperature, ionic strength, background electrolytes, and Fe(III) on the reduction of hexavalent chromium by soil humic substances. *Environ Sci Technol* 30(8):2470–2477
- Wittbrodt PR, Palmer CD (1997) Reduction of Cr(VI) by soil humic acids. *Eur J Soil Sci* 48(1):151–162
- Wu M, Li GX, Jiang XL, Xiao QQ, Niu MX, Wang ZY, Wang YY (2017) Non- biological reduction of Cr(VI) by reacting with humic acids composted from cattle manure. *RSC Adv* 7(43):26903–26911
- Yan BZ, Xiao CL, Liang XJ, Wu SL (2017) Influences of pH and CO<sub>2</sub> on the formation of Metasilicate mineral water in Changbai Mountain, Northeast China. *Appl Water Sci* 7(4):1657–1667
- Yurik TK, Pikaev AK (1999) Radiolysis of weakly acidic and neutral aqueous solutions of hexavalent chromium ions. *High Energy Chem* 33(4):208–212
- Zhilin DM, Schmitt-Kopplin P, Perminova IV (2004) Reduction of Cr(VI) by peat and coal humic substances. *Environ Chem Lett* 2(3):141–145

**Publisher's Note** Springer Nature remains neutral with regard to jurisdictional claims in published maps and institutional affiliations.