

B(C₆F₅)₃ catalyzed one-pot three-component Biginelli reaction: An efficient and environmentally benign protocol for the synthesis of 3,4-dihydropyrimidin-2(1*H*)-ones/thiones

SANTOSH KUMAR PRAJAPTI, KESHAV KUMAR GUPTA and BATHINI NAGENDRA BABU*
Department of Medicinal Chemistry, National Institute of Pharmaceutical Education and Research, Balanagar,
Hyderabad 500 037, India
e-mail: bathini@niperhyd.ac.in

MS received 30 October 2014; revised 4 February 2015; accepted 5 February 2015

Abstract. *Tris*(pentafluorophenyl)borane catalyzed, one-pot, simple, efficient and environmentally benign protocol for the synthesis of dihydropyrimidinones/thiones *via* Biginelli reaction has been described. The main highlights of the present protocol is low catalyst loading, low toxicity, compatibility with acid-labile-protecting groups, short reaction time, consistently excellent yields and simple reaction/workup procedure. Moreover, the applicability of the present methodology for large-scale synthesis of monastrol highlights its potential for bulk synthesis.

Keywords. Biginelli reaction; *Tris*(pentafluorophenyl)borane; multicomponent reaction; dihydropyrimidinone; dihydropyrimidinthione.

1. Introduction

The Biginelli reaction is inarguably one of the most useful multi-component reactions that involves the condensation between aldehydes and β -dicarbonyl compounds with urea or thiourea to give 3,4-dihydropyrimidin-2-(1*H*)-ones (DHPMs) and their thione analogues.¹ The original reaction was first reported by the Italian chemist Pietro Biginelli in 1893 and was catalyzed by mineral acids.²

In recent decades, dihydropyrimidinones and its derivatives gained prominence in organic and medicinal chemistry because of their versatile pharmacophoric features, as compounds with this scaffold exhibit a broad range of biological activities such as calcium channel modulator, anti-hypertensive, anti-viral, anti-oxidant, anti-bacterial, anti-inflammatory agents, neuropeptide Y (NPY) antagonist, and α_{1a} -adrenergic antagonist.³ Monastrol is the only cell-permeable molecule currently known as a specific inhibitor of mitotic kinesin Eg5 and is considered as lead molecule for the development of new anti-cancer agents.^{4a,b} Also, SQ 32926 and SQ 32547 have been identified as a potent orally active antihypertensive agents.^{4c,d} Moreover, several natural alkaloids, such as batzelladine^{4e} and crambine^{4f} containing the dihydropyrimidine core

unit, isolated from marine sources were found to be potent HIV gp-120-CD4 inhibitors.

The outstanding outcome of dihydropyrimidinones/thiones motifs as pharmacologically active compounds has contributed towards Biginelli cyclocondensation applications in drug industries.^{4g,h} The expansion of natural products chemistry with structural diversification of dihydropyrimidinone motif also found synthetic attention from Biginelli reaction. Therefore, there has been continuous interest from organic and medicinal chemists towards the development of milder and more efficient methodologies for the synthesis of this class of compounds. A variety of methods for promoting the Biginelli reaction employing reagents and catalysts such as NaHSO₄/SiO₂,^{5a} NH₂SO₃H,^{5b} 12-molybdophosphoric acid,^{5c} KHSO₄,^{5d} trifluoromethanesulfonate,^{5e} Fe(HSO₄)₃,^{5f} Yb(OTf)₃,^{5g} Mn(OAc)₃,^{5h} BF₃·Et₂O,⁵ⁱ Yb(III)-resin,^{5j} sulfated zirconia,^{5k} Al₂O₃,^{5l} Bi(OTf)₃,^{6a} TaBr₅,^{6b} Cu(OTf)₂,^{6c} Ce(NO₃)₃·6H₂O,^{6d} SmI₂,^{6e} ZrOCl₂·8H₂O,^{6f} ZrCl₄,^{6g} Sr(OTf)₂,^{6h} InCl₃,⁶ⁱ H₄PMo₁₁VO₄₀,^{7a} H₃PW₁₂O₄₀/SiO₂,^{7b} Dowex-50W,^{7c} CaF₂,^{7d} Fe₃O₄ nanoparticles,^{7e} sulfonated β -cyclodextrine,^{7f} hexaquaaluminium(III) tetrafluoroborate,^{7g} zeolite^{7h} and polyoxometalate⁷ⁱ have been developed. Many other synthetic approaches including combinatorial approach,^{8a} microwave,^{8b} sonication,^{8c} ionic liquids^{8d} and organocatalysts^{8e} have been actively pursued for the preparation of Biginelli products. Very recently, Fe(OTs)₃·6H₂O,^{9a} piperazine/TMSCl,^{9b} I₂,^{9c}

*For correspondence

nanomagnetic-supported sulfonic acid,^{9d} and Q-tube^{9e} have also been utilized for the synthesis of 3,4-dihydropyrimidinones/thiones. However, some of the reported protocols suffer from various disadvantages such as high catalyst loading, strong acidic conditions, incompatibility with acid-sensitive protecting groups, low yield, high temperature, prolonged reaction times, cumbersome methodology, eco-hazards and complexity in product isolation.

In continuation with our interest in developing novel synthetic methodologies, we report an efficient and environmentally benign protocol for the synthesis of 3,4-dihydropyrimidin-2(1*H*)-ones/thiones using catalytic amount of *tris*(pentafluorophenyl)borane as a convenient and non-conventional Lewis acid. *Tris*(pentafluorophenyl)borane is gaining importance due to its availability, less toxicity, thermal stability and water-tolerant nature.^{10a} In recent years, the potential utility of B(C₆F₅)₃ was explored by several researchers in various organic transformations such as Friedel-Crafts alkylation of activated arenes,^{10b} regio- and stereo-selective cyclizations of unsaturated alkoxysilanes,^{10c} polymethylhydrosiloxane (PMHS) activation for reduction of different functional groups.^{10d,e} B(C₆F₅)₃ was also employed in the reduction of imines,^{11a} Ferrier azaglycosylation,^{11b} epoxide ring opening^{11c} and reduction of alcohols with silane.^{11d} B(C₆F₅)₃ was also used for the multi-component synthesis of 1,8-dioxodecahydroacridines and α -amino nitriles.¹² Very recently, we also reported an efficient protocol for the synthesis of 5-substituted 1*H*-tetrazoles *via* [3+2] cyclo-addition, acylation reactions and one-pot oxidative esterification of aldehydes to carboxylic esters using B(C₆F₅)₃.¹³ To the best of our knowledge, this is the first demonstration of B(C₆F₅)₃ promoted one-pot Biginelli cyclocondensation reaction.

2. Experimental

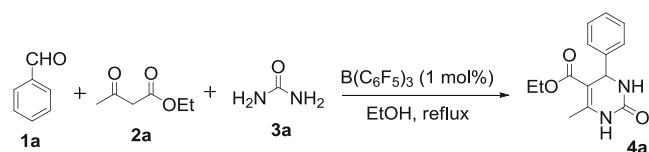
2.1 General experimental procedure for the synthesis of dihydropyrimidinones

A mixture of benzaldehyde **1a** (106 mg, 1 mmol), ethyl acetoacetate **2a** (130 mg, 1 mmol) and urea **3a** (90 mg, 1.5 mmol) in EtOH (10 mL) was refluxed in the presence of B(C₆F₅)₃ (18.1 mg, 1 mol%). After completion of reaction, as indicated by TLC analysis, the solvent was evaporated. The resulting mass was treated with ice-cold water and the solid obtained was filtered, washed with cold water, dried and re-crystallized from ethanol to give pure product (**4a**).

3. Results and Discussion

To evaluate the feasibility of using *tris*(pentafluorophenyl)borane [B(C₆F₅)₃] as a catalyst in the Biginelli reaction, a model reaction (scheme 1) utilizing building blocks such as benzaldehyde (**1a**) ethyl acetoacetate (**2a**) and urea (**3a**) to get 5-ethoxycarbonyl-4-phenyl-6-methyl-3,4-dihydropyrimidin-2(1*H*)-one (**4a**), the reactions were performed under various reaction conditions and the results are summarized in table 1. The reaction of **1a**, **2a** and **3a** in EtOH was first tested in the presence of 0.5 mol% of B(C₆F₅)₃, the desired product **4a** was obtained in 76% yield after 4 h (table 1, entry 1). Next, optimization of reaction conditions was undertaken to increase the yield of the product using different amounts of B(C₆F₅)₃. Interestingly, the yield of **4a** was significantly increased to 95% by employing 1 mol% of the catalyst (table 1, entry 2). Further improvement was not observed in terms of either reaction time or yield on increasing the amount of catalyst (table 1, entry 3). On the basis of these results, 1 mol% of B(C₆F₅)₃ was considered to be the optimum concentration of catalyst for this reaction. In the absence of a catalyst, only 15% yield of the desired product was acquired even after longer reaction time (table 1, entry 4). The reaction was also executed under solvent-free conditions and afforded desired product in 70% yield after 5 h (table 1, entry 5). Furthermore, the catalytic efficiency of B(C₆F₅)₃ was examined using different solvents, which showed prominent influence on reaction time and yields to obtain desired products (table 1, entries 6–9). Water, THF and toluene were not found to be suitable solvents for the reaction; however excellent yield of the desired product was obtained using CH₃CN, although longer reaction time was required for the completion of reaction (table 1, entry 9). Among the solvents tested, EtOH was chosen as the best solvent with consideration to the reaction time, yields and environmental impact. Consequently, 1 mol% of B(C₆F₅)₃ and EtOH as solvent were selected as the optimized reaction parameters for the synthesis of respective dihydropyrimidinones/thiones (table 1, entry 2).

To establish the generality and scope of present methodology, various aromatic and heteroaromatic



Scheme 1. B(C₆F₅)₃ catalyzed synthesis of dihydropyrimidinone **4a**.

Table 1. Optimization of reaction conditions for the synthesis of dihydropyrimidinone **4a**^a.

Entry	B(C ₆ F ₅) ₃ (mol%)	Solvent	Time (h)	Yield ^b (%)
1	0.5	EtOH	4	76
2	1	EtOH	2.5	95
3	5	EtOH	2.5	95
4	-	EtOH	12	15
5 ^c	1	Neat	5	70
6	1	Water	6	47
7	1	THF	6	76
8	1	Toluene	6	67
9	1	CH ₃ CN	3.5	92

^aReaction conditions: Benzaldehyde (**1a**, 1 mmol), ethyl acetoacetate (**2a**, 1 mmol), urea (**3a**, 1.5 mmol), reflux. ^bIsolated yield. ^cReaction was performed under solvent-free conditions.

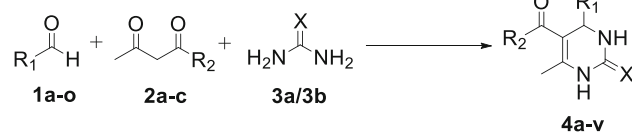
aldehydes (**1a-o**) were treated with urea or thiourea (**3a/3b**) and 1,3-dicarbonyl compounds (**2a-c**) under optimized reaction conditions to afford corresponding dihydropyrimidinones/thiones and the results are summarized in table 2.

It was observed that the compounds containing both electron-withdrawing and electron-donating substituents on aromatic ring reacted efficiently under the present reaction conditions to obtain corresponding 3,4-dihydropyrimidin-2(1*H*)-ones/thiones (**4a-h,4q,4r**) in excellent yields and high purity; however, *ortho*-substituted aromatic aldehydes (**1c,1g**) required longer reaction time to achieve desired products in high yields. To check the compatibility and mildness of the present reaction conditions, the reactions were carried out using aromatic aldehydes tethered with acid-sensitive protecting groups (**1i,1j**) under similar reaction conditions. It is noteworthy that acid-sensitive protecting groups such as TBDMS and TBDPS were unaffected and high yields of products (**4i,4j**) were obtained. The novel aspect of the present methodology was successfully extended to various heterocycles, which proceeded smoothly to afford the corresponding dihydropyrimidinones (**4k-o**) in good to excellent yields. However, heterocyclic aldehydes reacted relatively, in a sluggish manner, as compared to aromatic aldehydes. The yield of the desired products dropped significantly in case of 3,5-dimethyl-1-phenyl-1*H*-pyrazole-4-carbaldehyde (**1n**) and 7-hydroxy-4-methyl-2-oxo-2*H*-chromene-6 carbaldehyde (**1o**). To generalize the catalytic efficiency of B(C₆F₅)₃ for the Biginelli reaction, we employed thiourea (**3b**) instead of urea (**3a**) under similar reaction conditions and obtained corresponding 3,4-dihydropyrimidin-(2*H*)-thiones (**4p-s**) in high yields, which are also of much interest with regard to biological activity. Comparatively, thiourea (**3b**) was

found to be more reactive than urea (**3a**) (table 2, entry 1 vs. 16, entry 2 vs. 17 and entry 8 vs. 18). We further investigated the scope of the present protocol by replacing β -keto ester (**2a**) with β -diketone (**2c**). Notably, β -keto ester **2a** exhibited better reactivity over the β -diketone **2c** (entry 1 vs. 20, entry 2 vs. 22 and entry 11 vs. 21). The results mentioned earlier clearly indicate the generality and scope of the present methodology for the synthesis of 3,4-dihydropyrimidin-2(1*H*)-ones/thiones expeditiously using a wide range of substrates. The notable features of this methodology are; mild reaction conditions, cleaner reaction, low catalyst loading, simple experimental and isolation procedures as well as tolerance of varied functional groups such as TBDMS, TBDPS, alkoxy, hydroxyl, nitro, chloro, bromo and nitrile under the present reaction conditions, which makes it a useful and attractive process for the synthesis of 3,4-dihydropyrimidin-2(1*H*)-ones/thiones.

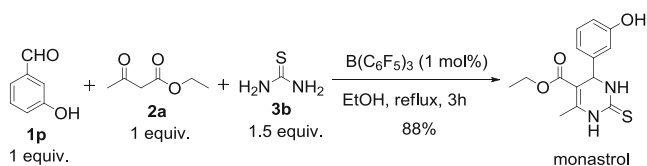
Encouraged by the results mentioned above, we next examined the feasibility of the present protocol to synthesize biologically important molecule such as monastrol (mitotic kinesin Eg5 inhibitors) in large scale. On large-scale operation, the reaction of 3-hydroxy benzaldehyde (**1w**) (5 g, 1 equiv.) with equimolar amounts of ethyl acetoacetate (**2a**) (5.3 g, 1 equiv.) and thiourea (**3b**) (4.6 g, 1.5 equiv.) by employing (0.74 g, 1 mol%) of B(C₆F₅)₃ in EtOH (40 mL) was refluxed for 3 h to achieve monastrol in 88% yield with 96.7% purity (scheme 2).

Presumably, the reaction may proceed *via* formation of acyl imine intermediate (**6**) formed by the reaction of aldehyde and urea, which is activated by co-ordination of B(C₆F₅)₃ (key and rate-limiting step) and undergoes subsequent nucleophilic attack by the active methylene carbon of the β -dicarbonyl compounds through its enol form to produce open chain ureide (**8**), followed by

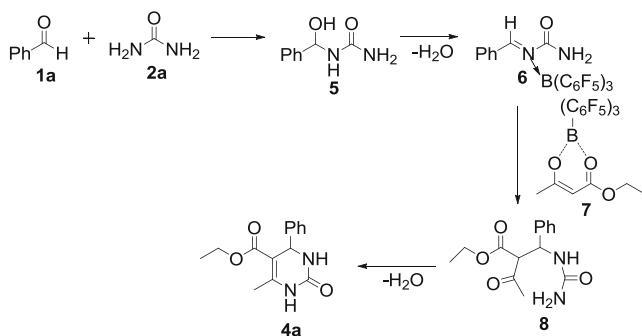
Table 2. B(C₆F₅)₃ catalyzed synthesis of dihydropyrimidinones and thiones^{a-c}.

Entry	R ₁	R ₂	X	Time (h)	Product	Yield ^d (%)	Ref.
1		OEt	O	3	4a	95	1a
2		OEt	O	3	4b	97	1a
3		OEt	O	4.5	4c	94	5l
4		OEt	O	3	4d	95	6e
5		OEt	O	3	4e	96	5j
6		OEt	O	3	4f	94	8d
7		OEt	O	4	4g	92	5h
8		OMe	O	4.5	4h	93	9c
9 ^e		OMe	O	4	4i	95	-
10 ^e		OEt	O	4.5	4j	91	-
11		OEt	O	4	4k	95	7i
12 ^e		OMe	O	4	4l	92	-
13 ^e		OEt	O	4	4m	95	-
14 ^e		OMe	O	6	4n	82	-
15 ^e		OMe	O	4.5	4o	78	-
16		OEt	S	2	4p	94	6g
17		OEt	S	2.5	4q	88	1a
18		OMe	S	2	4r	90	6g
19		OMe	S	2	4s	92	1a
20		Me	O	4.5	4t	95	1a
21		Me	O	5	4u	91	8d
22		Me	O	4.5	4v	94	5g

^aReaction conditions: Aldehyde (1 mmol), β -dicarbonyl compound (1 mmol), urea/thiourea (1.5 mmol), EtOH (10 mL), B(C₆F₅)₃ (1 mol%), reflux. ^bR₂ = OEt **2a**, R₂ = OMe **2b**, R₂ = Me **2c**. ^cX = O **3a**; X = S **3b**. ^dIsolated yield. ^eNovel compound.



Scheme 2. B(C₆F₅)₃ catalyzed 5 g scale synthesis of monastrol.



Scheme 3. Plausible mechanism for dihydropyrimidinones synthesis using B(C₆F₅)₃.

intramolecular cyclo-addition and concomitant loss of water to afford dihydropyrimidinone (**4a**) (scheme 3).

4. Conclusions

We have demonstrated an extremely facile and efficient protocol for the synthesis of 3,4-dihydropyrimidin-2-(1*H*) ones and their thione analogues *via* one-pot cyclocondensation of aldehydes, urea/thiourea and β -ketoester/ β -diketone using catalytic amount of B(C₆F₅)₃. The resulting protocol was proved to be suitable for a wide range of substrates. Furthermore, the present methodology was effectively extended to the large-scale synthesis of monastrol, which signifies its suitability for industrial application. Moreover, this method offers several advantages including mild reaction conditions, eco-friendliness, low catalyst loading, low toxicity, short reaction time, high yields and purity. Another important aspect of this procedure is tolerance of acid-sensitive protecting groups such as TBDMS and TBDPS and compatibility with a variety of functional groups under the present reaction conditions.

Supplementary Information

Spectral data for the synthesized compounds can be accessed at www.ias.ac.in/chemsci.

Acknowledgements

The authors thank Department of Pharmaceuticals, Ministry of Chemicals and Fertilizers for providing funds and also acknowledge Indian Institute of Chemical Technology, Hyderabad, for the scientific and instrumental support.

References

- (a) Roy S R, Jadhavar P S, Seth K, Sharma K K and Chakraborti A K 2011 *Synthesis* 2261; (b) Simon C, Constantieux T and Rodriguez J 2004 *Eur. J. Org. Chem.* 4957
- Biginelli P 1893 *Gazz. Chim. Ital.* **23** 360
- (a) Goldman S and Stoltefuses J 1991 *Angew. Chem. Int. Ed. Engl.* **30** 1559; (b) Kappe C O 1993 *Tetrahedron* **49** 6937; (c) Wan J P and Liu Y 2010 *Synthesis* **23** 3943; (d) Kappe C O 2000 *Acc. Chem. Res.* **33** 879
- (a) Maliga Z, Kapoor T M and Mitchison T J 2002 *Chem. Biol.* **9** 989; (b) Debonis S, Simorre J P, Crevel I, Lebeau L, Skoufias D A, Blangy A, Ebel C, Gans P, Cross R, Hackney D D, Wade R H and Kozielski F 2003 *Biochemistry* **42** 338; (c) Atwal K S, Swanson B N, Unger S E, Floyd D M, Moreland S, Hedberg A and O'Reilly B C 1991 *J. Med. Chem.* **34** 806; (d) Grover G J, Dzwonczyk S, McMullen D M, Normandin D E, Parham C S, Slep P G and Moreland S 1995 *Cardiovasc. Pharmacol.* **26** 289; (e) Patil A D, Kumar N V, Kokke W C, Bean M F, Freyer A J, Debrosse C, Mai S, Truneh A, Faulkner D J, Carte B, Breen A L, Hertzberg R P, Johnson R K, Westly J W and Ports B C M 1995 *J. Org. Chem.* **60** 1182; (f) Snider B B and Shi Z 1993 *J. Org. Chem.* **58** 3828; (g) S Panda S, Khanna P and Khanna L 2012 *Curr. Org. Chem.* **16** 507; (h) Suresh and Sandhu J S 2012 *Arkivok* **1** 66
- (a) Chari M A and Syamasundar K 2004 *J. Mol. Catal. A. Chem.* **221** 137; (b) Kotharkar S A, Jadhav M R, Nagawade R R, Bahekar S S and Shinde D B 2005 *Lett. Org. Chem.* **2** 662; (c) Heravi M M, Bakhtiari K and Bamoharram F F 2006 *Catal. Commun.* **7** 373; (d) Amini M M Shaabani A and Bazgir A 2006 *Catal. Commun.* **7** 843; (e) Adibi H, Samimi H A and Beygzadeh M 2007 *Catal. Commun.* **8** 2119; (f) Shirini F, Zolfigol M A and Abri A R 2008 *J. Iran Chem. Soc.* **5** 96; (g) Ma Y, Qian C T, Wang L M and Yang M 2000 *J. Org. Chem.* **65** 3864; (h) Kumar K A, Kasturiah M, Reddy C S and Reddy C D 2001 *Tetrahedron Lett.* **42** 7873; (i) Hu E H, Sidler D R and Dolling U H 1998 *J. Org. Chem.* **63** 3454; (j) Dondoni A, and Massi A 2001 *Tetrahedron Lett.* **42** 7975; (k) Beltran D A, Romero L L, Corona V H L, Zamora E G and Silva G N 2006 *Molecules* **11** 731; (l) Sharghi H and Jokar M 2009 *Synth. Commun.* **39** 958
- (a) Varala R, Alam M M and Adapa S R 2003 *Synlett* 67; (b) Ahmed N and van Lier J E, 2007 *Tetrahedron Lett.* **48** 5407; (c) Paraskar A S, Dewkar G K and Sudalai A 2003 *Tetrahedron Lett.* **44** 3305; (d) Adib M, Ghanbary K, Mostofi M and Ganjali M R 2006 *Molecules* **11** 649; (e) Han X, Xu F, Luo Y and Shen Q 2005 *Eur. J. Org. Chem.* 1500; (f) Shirini F, Zolfigol M A and Mollarazi E 2006 *Synth. Commun.* **36** 2307; (g) Reddy C V, Mahesh

- M, Raju P V K, Babu T R and Reddy V N 2002 *Tetrahedron Lett.* **43** 2657; (h) Su W K, Li J J, Zheng Z G and Shen Y C 2005 *Tetrahedron Lett.* **46** 6037; (i) Ranu B C, Hajra A and Jana U 2000 *J. Org. Chem.* **65** 6270
7. (a) Maradur S P and Gokavi G S 2007 *Catal. Commun.* **8** 279; (b) Rafiee E and Shahbazi F 2006 *J. Mol. Catal. A: Chem.* **250** 57; (c) Singh K, Arora D and Singh S 2006 *Tetrahedron Lett.* **47** 4205; (d) Pandiarajan C K 2009 *Tetrahedron Lett.* **50** 2222; (e) Nasr-Esfahani M, Hoseini S J and Mohammadi F 2011 *Chin. J. Catal.* **32** 1484; (f) Asghari S Tajbakhsh M, Kenari B J and Khaksar S 2011 *Chin. Chem. Lett.* **22** 127; (g) Litvic M, Vecenaj I, Ladisic Z M, Lovric M, Vinkovic V and Litvic M F 2010 *Tetrahedron* **66** 3463; (h) Kulkarni M G, Chavhan S W, Shinde M P, Gaikwad D D, Borhade A S, Dhondge A P, Shaikh Y B, Ningdale V B, Desai M P and Birhade D R 2009 *Beilstein J. Org. Chem.* **5** 4; (i) Fazaeli R, Tangestaninejad S, Aliyan H and Moghadam M 2006 *Appl. Catal., A* **309** 44
8. (a) Wipf P and Cunningham A 1995 *Tetrahedron Lett.* **36** 7819; (b) Stefani H A and Gatti P M 2000 *Synth. Commun.* **30** 2165; (c) Yadav J S, Reddy B V S, Reddy K B, Raj K S and Prasad A R 2001 *J. Chem. Soc., Perkin Trans. 1* **1** 1939; (d) Ramos L M, Guido B C, Nobrega C C, Correa J R, Silva R G, de Oliveira H C B, Gomes A F, Gozzo F C and Neto B A D 2003 *Chem. Eur. J.* **19**, 4156; (e) Suzuki I, Iwata Y and Takeda K 2008 *Tetrahedron Lett.* **49** 3238
9. (a) Starcevich J T, Laughlin T J and Mohan R S 2013 *Tetrahedron Lett.* **54** 983; (b) Wan J. -P, Lin Y, Hu K and Liu Y 2014 *Beilstein J. Org. Chem.* **10** 287; (c) Qu H, Li X, Mo F and Lin X 2013 *Beilstein J. Org. Chem.* **9** 2846; (d) Kolvari E, Nadiya K and Ozra A 2014 *Tetrahedron* **70** 1383; (e) Oliverio M, Costanzo P, Nardi M, Rivalta I and Procopio A 2014 *ACS Sustainable Chem. Eng.* **2** 1228
10. (a) Ishihara K and Yamamoto H 1999 *Eur. J. Org. Chem.* 527; (b) Thirupathi P, Neupane L N and Lee K H 2011 *Tetrahedron* **67** 7301; (c) Shchepin R, Xu C and Dussault P 2010 *Org. Lett.* **12** 4772; (d) Chandrasekhar S, Chandrashekar G, Vijeender K and Reddy M S 2006 *Tetrahedron Lett.* **47** 3475; (e) Chandrasekhar S, Reddy C R and Babu B N 2002 *J. Org. Chem.* **67** 9080
11. (a) Chen D and Klankermayer J 2008 *Chem. Commun.* **18** 2130; (b) Chandrasekhar S, Reddy C R and Chandrashekar G 2004 *Tetrahedron Lett.* **45** 6481; (c) Chandrasekhar S, Raji Reddy C, Babu B N and Chandrashekar G 2002 *Tetrahedron Lett.* **43** 3801; (d) Blackwell J M, Sonmor E R, Scoccitti T and Piers W E 2000 *Org. Lett.* **2** 3921
12. (a) Chandrasekhar S, Srinivasa Rao Y, Sreelakshmi L, Mahipal B and Raji Reddy C 2008 *Synthesis* **11** 1737; (b) Yaragorla S, Sudhakar A and Kiranmai N 2014 *Indian J. Chem. Sec B* **53** 1471
13. (a) Prajapati S K Nagarsenkar A and Babu B N 2014 *Tetrahedron Lett.* **55** 3507; (b) Prajapati S K Nagarsenkar A and Babu B N 2014 *Tetrahedron Lett.* **55** 1784; (c) Guggilapu S D, Prajapati S K and Babu B N 2015 *Tetrahedron Lett.* **56** 889