

## **Influence of Filling Ratio and Working Fluid Thermal Properties on Starting up and Heat Transferring Performance of Closed Loop Plate Oscillating Heat Pipe with Parallel Channels**

**SHI Weixiu<sup>1,2</sup>, PAN Lisheng<sup>3</sup>**

1. School of Environment and Energy Engineering, Beijing University of Civil Engineering and Architecture, Beijing 100044, China
2. Beijing Key Lab of Heating, Gas Supply, Ventilating and Air Conditioning Engineering, Beijing 100044, China
3. State Key Laboratory of High-temperature Gas Dynamics, Institute of Mechanics, Chinese Academy of Sciences, Beijing 100190, China

© Science Press and Institute of Engineering Thermophysics, CAS and Springer-Verlag Berlin Heidelberg 2017

Using ethanol or acetone as the working fluid, the performance of starting up and heat transfer of closed-loop plate oscillating heat pipe with parallel channels (POHP-PC) were experimentally investigated by varying filling ratio, inclination, working fluids and heating power. The performance of the tested pulsating heat pipe was mainly evaluated by thermal resistance and wall temperature. Heating copper block and cold water bath were adopted in the experimental investigations. It was found that oscillating heat pipe with filling ratio of 50% started up earlier than that with 70% when heating input was 159.4 W, however, it has similar starting up performance with filling ratio of 50% as compared to 70% on the condition of heat input of 205.4 W. And heat pipe with filling ratio of 10% could not start up but directly transit to dry burning. A reasonable filling ratio range of 35%–70% was needed in order to achieve better performance, and there are different optimal filling ratios with different heating inputs - the more heating input, the higher optimal filling ratio, and vice versa. However, the dry burning appeared easily with low filling ratio, especially at very low filling ratio, such as 10%. And higher filling ratio, such as 70%, resulted in higher heat transfer (dry burning) limit. With filling ratio of 70% and inclination of 75°, oscillating heat pipe with acetone started up with heating input of just 24W, but for ethanol, it needed to be achieved 68 W, Furthermore, the start time with acetone was similar as compared to that with ethanol. For steady operating state, the heating input with acetone was about 80 W, but it transited to dry burning state when heating input was greater than 160 W. However, for ethanol, the heating input was in vicinity of 160 W. Furthermore, thermal resistance with acetone was lower than that with ethanol at the same heating input of 120 W.

**Keywords:** closed loop with parallel channels, plate pulsating heat pipe, filling ratio, working fluid thermal properties, start up, heat transfer performance

### **Introduction**

With the ongoing miniaturization of electronic components it comes the need for passive, efficient thermal

management within high heat flux applications. Although conventional, wicked heat pipes have believed to be sufficient solutions for many applications, their performance is limited due to their inherent operating limita-

---

**Nomenclature**

$m$	mass (kg)
$\dot{m}$	mass flow rate (kg/s)
$t$	temperature(°C)
$C_p$	constant pressure specific heat (J/(kg·°C))
$R$	thermal resistance(°C/W)
$Q$	quantity of heat transfer (W).

**Greek letters**

$\tau$	time (s)
--------	----------

**Subscripts**

e	evaporation
c	condenser
out	outlet of cooling water
in	inlet of cooling water

---

tions and the less-favorable form factors. An alternate solution for passive thermal management, as first introduced by Akachi [1], is the oscillating heat pipe (OHP). The OHP is wickless and typically exists as either a serpentine-arranged tube or channel engraved on a flat plate – called a flat-plate oscillating heat pipe (FP-OHP). The OHP is partially filled with working fluids including water, ethanol, acetone and other fluids and the channel/tube is made sufficiently small as to result in surface tension allowing formation of liquid plugs and vapor bubbles, which can achieve pressure difference between evaporator and condenser to get OHP starting up and running. Successful OHP operation occurs by sustaining non-equilibrium conditions that result from an oscillatory pressure field via the constant phase change of the internal working fluid. The ever-changing pressure field and fluid phase induces the chaotic displacement and circulation of the internal working fluid.

The performance (running limits[2], temperature oscillation[3], heat transfer resistance ) of an OHP is known to depend on working fluid [4-5], filling ratio [6], channel geometry, number of serpentine-arranged turns, operating orientation, heating/cooling methods [7-9] and application [10-13]. Furthermore, the investigation was also carried on by simulation or theory. D. Yin et al [14] investigated a mathematical model that predicted the filling ratio effect on the start-up power of a one-turn OHP. Results showed that the heat input needed to start the oscillating motion in an OHP depending on the filling ratio. When the filling ratio increased, the heat input required to start up the oscillating motion increased; furthermore, there existed an upper limit. This upper limit of the filling ratio was dependent on the properties of the working fluid. Balkrishna Mehta et al [15] investigated Taylor bubble-train flows of OHP and predicted its thermal performance according to hydrodynamic characteristics, phase-change process, and so on. Hao Peng et al [16] presented an advanced, fully nonlinear thermo-mechanical finite-element model that can simulate the parametrically excited oscillation of the liquid slug, the temperature distribution along the two-phase flow and the heat transfer performance of OHPs.

Unlike the tubular OHP, the FP-OHP has a form factor advantageous for high heat fluxes and further miniaturization and has been the topic of numerous experimental investigations. Thompson et al [17] investigated a three-dimensional flat-plate oscillating heat pipe (3D FP-OHP) charged with either water or acetone by varying heating area, cooling temperature and operating orientation. It was found that the utilization of water as the working fluid generally provided the lowest thermal resistance for all experimental conditions investigated, but – unlike acetone – resulted in more severe temperature fluctuations in the evaporator during localized heating. Wang et al. [18] put forward oscillating heat pipe with parallel channels and investigated start up performance. It was found that it can decrease heat input of starting up compared with serpentine-arranged OHP. Shi et al. [19] investigated a POHP-PC charged with either ethanol or acetone by varying volume of cooling water, inclination and other factors. The results show that gravity has great influence on heat transfer performances of pulsating heat pipe, when inclination decreased, thermal resistance became larger and heat transfer limit became lower. Heating power and cooling capacity need to be matched with each other, and heat transfer limit will become higher with higher match degree, especially on the condition of inclination.

The current investigation focuses on influence of filling ratio and working fluid thermal properties on starting up and heat transferring performance of POHP-PC. The effects of working fluid (water, ethanol or acetone), filling ratio, heat input and operating orientation were investigated. Furthermore, the amplitudes and frequency of temperature oscillations on the evaporator and condenser were observed as a means to further discover the effects of the investigated experimental parameters on heat pipe operation. The following investigation provides a novel structure for application of oscillating heat pipe in electricity cooling and energy recycle, and so on.

**Prototype development**

The current POHP-PC was designed to possess a

channel density and configuration novel for better heat transfer performance. The primary consideration was to have a sufficiently small channel diameter for inducing capillary action for the selected working fluids. The maximum allowable hydraulic diameter for a given working fluid,  $D_{crit}$ , can be found by:

$$D_{crit} \leq 2 \sqrt{\frac{\sigma}{g(\rho_l - \rho_v)}} \quad (1)$$

With the guidance of Eq. (1), a square channel cross-section with dimensions of  $1 \times 1 \text{ mm}^2$ , was implemented for the closed-loop channel. A total of 40 vertical channels were milled on one side of the aluminum base plate and each channel was approximately 150 mm long. The channels were parallel and connected with two horizontal channels in order to construct closed loop with multi-cycle loops, and the channel-to-channel wall thickness was also minimized to 0.5 mm. A charging hole ( $\phi 3 \text{ mm}$ ) existed on one end of POHP-PC base plate – and intersected perpendicularly to the internal ‘return-section’ of the closed-loop. The heat pipe was charged by evacuating the internal volume with a vacuum pump, and then controlling the amount of working fluid entering the heat pipe with precision valves and injector. The POHP-PC was charged to filling ratios of 0.1 – 0.7 with either ethanol or acetone.

## Experimental setup

The visualization and thermal performance of the POHP-PC was determined using the experimental setup shown in Fig. 2 – where, for a given heating input, temperature was measured while the heat pipe was in either the vertical (bottom-heating) or the other inclinations for both working fluids: ethanol or acetone. Parameters describing working fluid investigated were shown in Table 1.

**Table 1** Parameters describing working fluid investigated with vacuum degree of 0.096 MPa.

Working fluid	$p_l$ (Mpa)	$T_{sat}$ (K)	$\rho_l$ ( $\text{kg}\cdot\text{m}^{-3}$ )	$\rho_v$ ( $\text{kg}\cdot\text{m}^{-3}$ )
acetone	0.004	258.25	828.13	0.109
ethanol	0.004	286	794.9	0.077
Working fluid	$H_{fg}$ ( $\text{kJ}\cdot\text{kg}^{-1}$ )	$\sigma$ ( $\text{N}\cdot\text{m}^{-1}$ )	$(dp/dT)$ (Pa/K)	$C_p$ ( $\text{kJ}\cdot\text{kg}^{-1}\cdot\text{C}^{-1}$ )
acetone	573.12	0.029	242	2.062
ethanol	932.58	0.023	250	2.43

POHP-PC had bulk dimensions of  $91.5 \times 182 \times 3 \text{ mm}^3$  and was made by aluminum plate of 3mm which sealed with bolts. Parameters describing flat plate oscillating heat pipe investigated were shown in Table 2.

**Table 2** Parameters describing flat plate oscillating heat pipe investigated.

Channel distance d/mm	Sectional dimensions A/ $\text{mm}^2$	Channels number	Length L/mm
0.5	$1 \times 1$	40	150

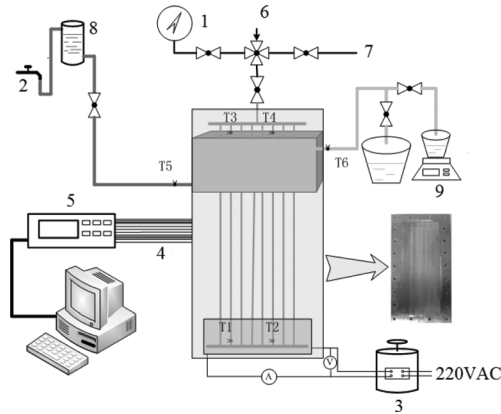
In all cases, the cooling area was held constant and cooling was performed on two sides while temperature measurements were collected on the top of cooling water tank. However, heating was performed on one side while temperature was collected on the opposite, insulated side. The heating area was  $32.5 \text{ cm}^2$  with different heating input and heating length was held constant for all experiments at 65 mm ( $\pm 0.5 \text{ mm}$ ). The heating condition was accomplished by utilizing a copper heating block with three bar heaters embedded along its width. The heating block had bulk dimensions of  $65 \times 50 \times 15 \text{ mm}^3$  and was held tightly against one side of the POHP-PC with coupling bolt, and thermal grease was filled between heat pipe and heating block. The lower end of heating block was 10 mm far away from the lower end of POHP-PC.

To reduce all thermal contact resistances, thermal paste was applied between all thermal-mating surfaces on the heat pipe and all heater-to-spreader gaps. Sufficient fiberglass insulation was used to encapsulate the test system to reduce heat loss to the environment.

Cooling was accomplished by attaching a plastic cooling water tank to positioned each sides of heat pipe, as shown in Fig. 2. One end of tank was connected with water-tap, and then the cooling water flew to water pool after absorbing heat. The cooling water tank had bulk dimensions of  $91.5 \times 60 \times 15 \text{ mm}^3$  and had bending channels for in-series flow of temperature-controlled water which was circulated. The condenser length and area was held constant for all experiments at 91.5 mm ( $\pm 0.5 \text{ mm}$ ) and  $54.9 \text{ cm}^2$ , respectively. The upper end of tank was 35 mm far away from the upper end of POHP-PC. For the current investigation, the inlet temperature of cooling water was controlled at about  $11^\circ\text{C}$ . A tiltable testing frame was used to position the heat pipe with different inclinations including both vertical and horizontal orientation and sufficient fiberglass insulation was used to encapsulate the test frame to reduce heat loss to the environment. Heating and cooling conditions were quantified using evaporator area and condenser area.

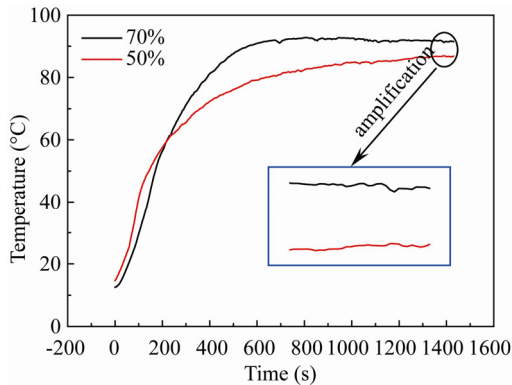
As shown in Fig. 1, a total of 6 thermocouples (Type-T,  $\pm 0.5^\circ\text{C}$ ) were used for measuring temperatures at specific location. For all experiments, the thermocouples of evaporator, condenser and inlet and outlet of cooling water were respectively numbered as:  $T_1$ – $T_2$ ,  $T_3$ – $T_4$ ,  $T_5$ – $T_6$ . Thermocouples were held firmly in position via plexiglass plate and bolts. All temperature measurements were collected by a data acquisition unit (HP-34970A) and computer. The unit can not only show and check the real

time data but also save the pulsating curves. Heat input was voltage-controlled via a variable transformer. Current and voltage can be directly indicated by ammeter and voltmeter, respectively. Power input was gradually increased step-wise (10–50 W) and, following the input of a higher power input, sufficient time (5–10 min) was allowed for temperature measurements/oscillations to

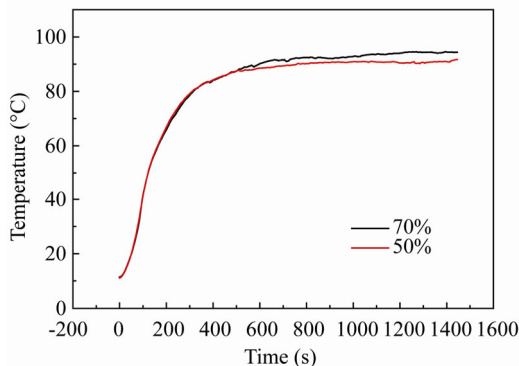


**Fig. 1** Experimental setup

1. vacuum gauge, 2. faucet, 3. transformer, 4. thermal-couple, 5. data collector, 6. working fluid injection port, 7. the vacuum port, 8. tap water tank, 9. electronic scale



(a) Heat input with 159.4W



(b) Heat input with 205.4W

**Fig. 2** Temperature oscillations vs. time for POHP-PC charged with ethanol at filling ratio of 70% and 50% in vertical orientation

achieve a steady-state. Temperature measurements were then collected for 500–1000 s during the steady-state OHP operation. Heat input to the OHP was calculated by compensating the power input with calculated heat losses to environment. All experiments ceased when the average evaporator temperature exceeded 100°C–110°C.

## Data processing and uncertainty of experimental data

Thermal resistance and wall temperature were investigated in order to analyze operating effects of POHP-PC.

$\Delta t$  was heat transfer temperature difference of evaporator and condenser and  $Q$  was quantity of heat transfer.

$\Delta t$  and  $Q$  were found by

$$\Delta t = t_e - t_c \quad (2)$$

$$Q = \dot{m} C_p (t_{out} - t_{in}) \quad (3)$$

and

$$\dot{m} = \frac{m}{\tau} \quad (4)$$

Accuracy or uncertainty of experimental results and derivative values is influenced by many factors such as the lack of accuracy in measurement equipments and approximations in data reduction relations. In this paper, only uncertainty of measurement equipment is studied. From measurement equipment information above, standard uncertainties of thermocouples, electronic scale, and stopwatch are 0.5°C, 0.001/√3 kg, and 0.01/√3 s, respectively.

$R$  is a function of quantity of heat transfer, temperature of evaporator and condenser as shown below.

$$R = \Delta t / Q = \frac{\tau \cdot (t_e - t_c)}{C_p \cdot m \cdot (t_{out} - t_{in})} \quad (5)$$

Then standard uncertainties of  $R$  can be calculated by the equations below.

$$U_R = R \cdot \sqrt{\left( U_t \cdot \frac{\partial \ln R}{\partial t_e} \right)^2 + \left( U_t \cdot \frac{\partial \ln R}{\partial t_c} \right)^2 + \left( U_\tau \cdot \frac{\partial \ln R}{\partial \tau} \right)^2 + \left( U_m \cdot \frac{\partial \ln R}{\partial m} \right)^2 + \left( U_t \cdot \frac{\partial \ln R}{\partial t_{out}} \right)^2 + \left( U_t \cdot \frac{\partial \ln R}{\partial t_{in}} \right)^2} \quad (6)$$

$$= R \cdot \sqrt{2 \cdot \left( \frac{U_t}{t_e - t_c} \right)^2 + \left( \frac{U_\tau}{\tau} \right)^2 + \left( \frac{U_m}{m} \right)^2 + 2 \cdot \left( \frac{U_t}{t_{out} - t_{in}} \right)^2}$$

Standard uncertainties of experimental results are shown in analysis graphs.

## Results and discussion

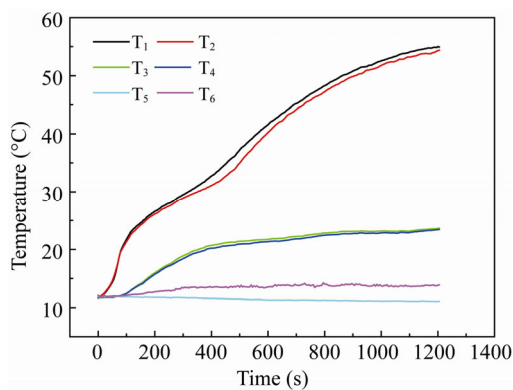
### Start up performance

#### Case I: Influence of filling ratio

In an effort to further investigate the effect of working

fluid and filling ratio on the POHP-PC performance, the temperature oscillations occurring in the evaporator and condenser and thermal resistance were observed. Fig. 2 provide the temperature oscillations of starting up charged with ethanol at filling ratio of 70% and 50% in vertical orientation with different heat input, respectively. Note that in order to provide a clearer description of the temperature oscillations, evaporator thermocouples measurements were displayed. As seen in Fig. 2, it resulted that oscillating heat pipe with filling ratio of 50% started up earlier than that with 70% when heating input was 159.4 W, however, on the condition of heat input of 205.4 W, it has similar starting up performance with filling ratio of 50% as compared to 70%. It was brought by adaptation between filling ratio and heating input, that is to say, higher filling ratio needed more heating input and lower filling ratio just needed less heating input. The working fluids could absorb energy more quickly with higher heating input and lead to phase transition of working fluids, which brought coexistence of vapor bubble and liquid plug and produced pressure difference between evaporator and condenser. At higher filling ratio, oscillating heat pipe needed to be able to accumulate more energy to reach a certain superheat degree and achieved phase transition and starting up. Furthermore, lower filling ratio can promote sufficient space for vapor bubble formation and expansion to contribute to cycle running.

Fig. 3 provide the temperature oscillations of starting up charged with ethanol at filling ratio of 10% and heating input of 68 W in vertical orientation. It was found that evaporation temperature increased continuously within 1200 s, but simultaneously, cooling water temperature difference of inlet and outlet and condenser temperature remained unchanged, which indicated that heat absorbing by evaporator could not be transited from evaporator to condenser, that is to say, it achieved heat transfer limit. It was also observed that liquid working



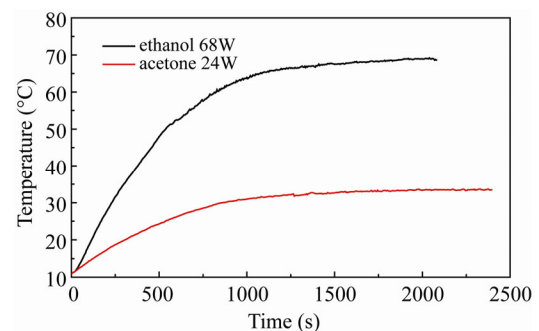
**Fig. 3** Temperature oscillations vs. time for POHP-PC charged with ethanol at filling ratio of 10% and heating input of 68W in vertical orientation

fluid became the form of steam on the condition of very low filling ratio of 10%, which resulted in rising sharply of evaporator pressure and blocking liquid working fluid back to evaporator.

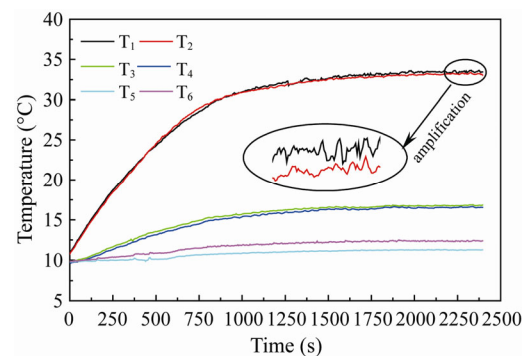
### Case II: Influence of working fluid thermal properties

Fig. 4 provide temperature oscillations of starting up charged with ethanol and acetone at filling ratio of 70% and inclination of 75° with different heat input, respectively. In order to provide a clearer description of the temperature oscillations, all thermocouples measurements with acetone were displayed in Fig. 5.

As seen in Fig.4, it was found that oscillating heat pipe with acetone and ethanol has better starting up performance with heating input of 24 W and 68 W, respectively. Furthermore, the start time with acetone was similar as compared to that with ethanol. It was also observed from Fig. 5 that the evaporator temperature oscillations had the same pattern compared with condenser and outlet of cooling water with temperature rises in the evaporator being accompanied with simultaneous, similar magnitude temperature oscillations in the condenser and outlet of cooling water.



**Fig. 4** Temperature oscillations vs. time for POHP-PC charged with ethanol and acetone at filling ratio of 70% and inclination of 75°



**Fig. 5** Temperature oscillations vs. time for POHP-PC charged with acetone at filling ratio of 70%, inclination of 75° and heating input of 24W

The starting up of oscillating heat pipe was influenced by working fluid thermal properties including surface tension, latent heat of vaporization and saturation temperature. Thermal properties of the three values of acetone were significantly lower than that of ethanol, therefore, acetone generated a phase change and nucleate boiling phenomenon more easier with relatively smaller heating input compared with ethanol, which brought out lower starting power. It was generally believed that some properties of working fluids, such as smaller latent heat of vaporization, lower boiling point, higher rate of pressure to temperature ( $dp/dT$ ), was beneficial to starting up for oscillating heat pipe within a reasonable filling ratio.

### Heat transfer properties

#### Case I: Influence of filling ratio

Fig. 6 describe the effective thermal resistance of the POHP-PC with different filling ratios (50%, 70% and 85%) charged with ethanol at inclination of  $90^\circ$ . In general, the thermal resistance decreased nonlinearly with heat input and with higher operating temperatures. The lowest thermal resistance, approximately  $0.27^\circ\text{C}/\text{W}$ , was achieved during all the experiments with a cooling temperature of  $10^\circ\text{C}$ , bottom heating and using ethanol as the working fluid. However, there were different lowest thermal resistance with different heating input and filling ratio. For instance, the lowest thermal resistance with heat input of 110 W, approximately  $0.43^\circ\text{C}/\text{W}$ , was achieved with filling ratio of 50%, however, with heating input of 210 W, the lowest thermal resistance was  $0.27^\circ\text{C}/\text{W}$  on the condition of 70%. During the experiments, the thermal resistance with filling ratio of 85% were relatively higher than other conditions. This was partially due to the fact that when the heating input decreased, the working fluid of lower filling ratio started up and operated with relative less energy, that is to say, oscillating heat pipe possessed better properties during narrow energy range. And then, there was no longer reflected the heat transfer advantage with 50% at heating input rising as high as 150W, which mainly because that more energy can be transferred by more working fluid.

When filling ratio increased to 85%, there were more working fluid resulting that liquid volume increased and vapor volume reduced, which brought that there was not enough space provided to the vaporization of the liquid and it was not conducive to formation of larger pressure difference of condenser and evaporator, at the same time, increasing of working fluid will cause the increasing of flow friction. From reasons shown above, it may be seen that higher filling ratio, 85% or more than 85%, resulted in higher thermal resistance. It was shown in Fig. 6, the optimal filling ratio was 50% during heating input of 100 ~ 150W, while that was 70% for 150 ~ 210W.

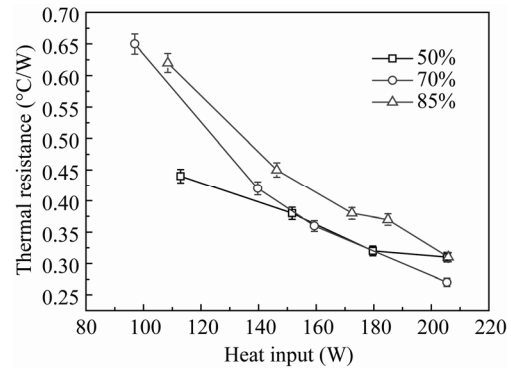


Fig. 6 Thermal resistance vs. heating input for POHP-PC charged with ethanol at inclination of  $90^\circ$

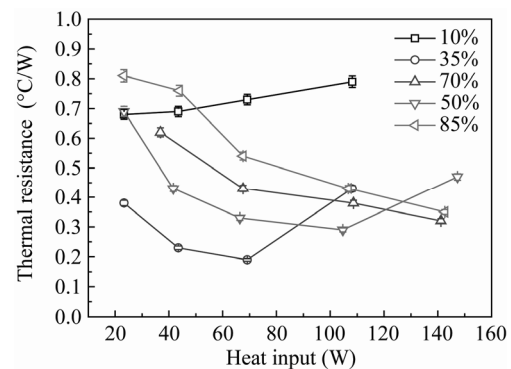


Fig. 7 Thermal resistance vs. heating input for POHP-PC charged with acetone at inclination of  $90^\circ$

Fig. 7 describe the effective thermal resistance of the POHP-PC with different filling ratios (50%, 70% and 85%) charged with acetone at inclination of  $90^\circ$ . Figs. 8-11 provide temperature oscillations charged with acetone at different filling ratios, respectively. From results shown in Fig. 7, it was found that it possessed similar thermal resistance trend from 35% to 85% as compared to that with ethanol. For instance, when filling ratio was 50%, the thermal resistance decreased nonlinearly with heating input increasing as high as 110 W, but then, it began to rise which brought by dry burning due to high heating input. In addition, the heat transfer effect with 35% was best on the condition of heating input lower than 80 W. However, the thermal resistance with the lowest filling ratio of 10% increased continuously with heating input increasing, because that oscillating heat pipe can not start up but directly transit to dry burning. And it may be seen that the evaporation temperature of 10% was rising sustained and slowly from results shown in Fig. 8.

In general, from results shown in Figs. 6-11, it was found that steady operation of oscillating heat pipe should be within a reasonable filling ratio range of 35% -70%, and there was an optimal point with different heating input - the more heating input, the higher optimal filling ratio, and vice versa. However, the dry burning

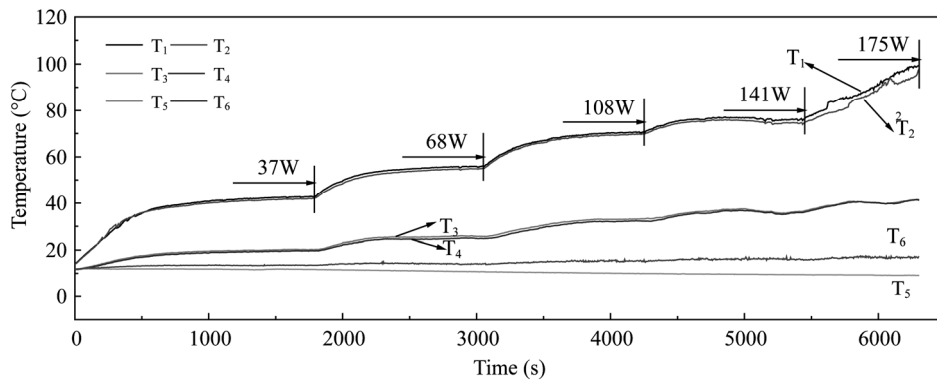


Fig. 8 Temperature vs. time for POHP-PC charged with acetone at filling ratio of 70% and inclination of 90°

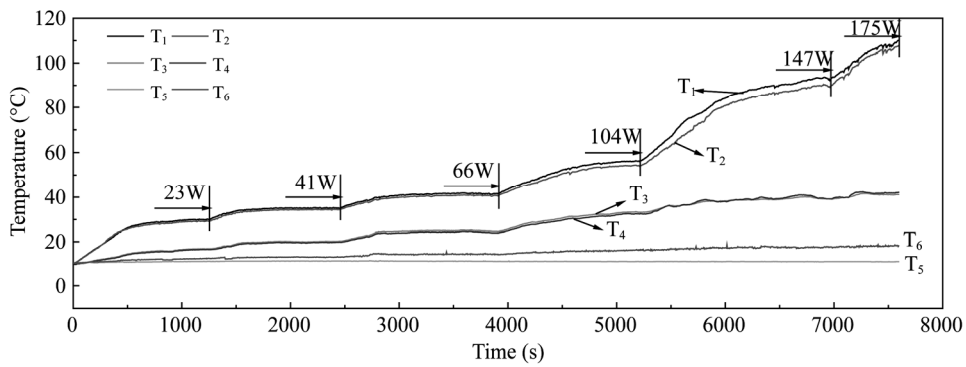


Fig. 9 Temperature vs. time for POHP-PC charged with acetone at filling ratio of 50% and inclination of 90°

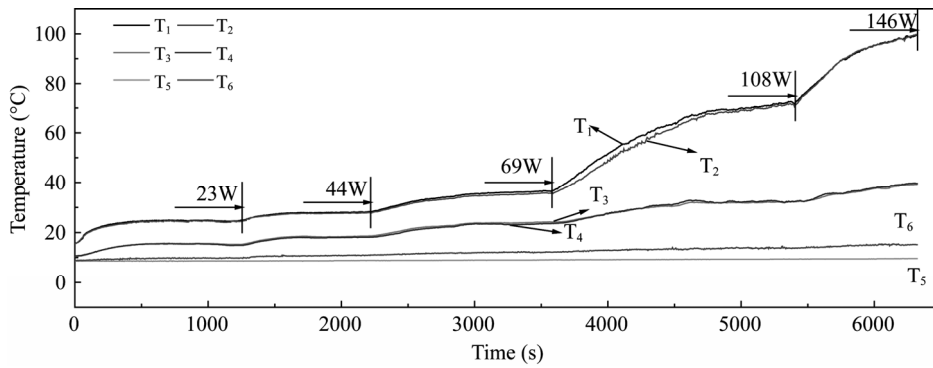


Fig. 10 Temperature vs. time for POHP-PC charged with acetone at filling ratio of 35% and inclination of 90°

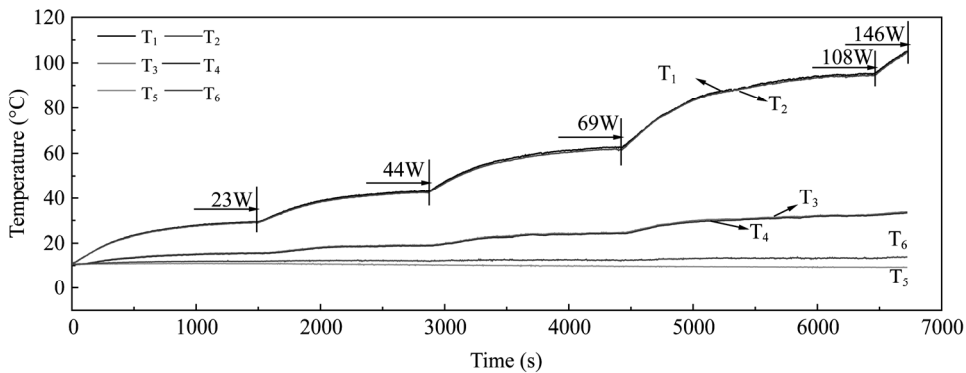


Fig. 11 Temperature vs. time for POHP-PC charged with acetone at filling ratio of 10% and inclination of 90°

appeared easily with low filling ratio, especially at very low filling ratio, such as 10%. And higher filling ratio, such as 70%, resulted in higher heat transfer (dry burning) limit.

### Case II: Influence of working fluid thermal properties

Figs. 12-13 describe the effective thermal resistance of the POHP-PC with filling ratio of 70% charged with ethanol and acetone at inclinations of 75° and 60°, respectively. From the results shown in Figs. 12-13, it was found that oscillating heat pipe with acetone possessed heat transfer advantage within lower heating input and ethanol was suitable for higher heating input during experiments regardless of inclinations (75° and 60°). For instance, it was seen from Fig. 12 that oscillating heat pipe with acetone operated steadily with heating input of about 80 W, but it transited to dry burning state when heating input was greater than 160 W. However, for ethanol, oscillating heat pipe run stably with heating input in vicinity of 160 W. Furthermore, thermal resistance with acetone was lower as compared to ethanol with the same heating input of 120 W.

As can be seen from Table 1, thermal properties of acetone, relative to ethanol, such as lower saturation temperature and minimum latent heat of vaporization,

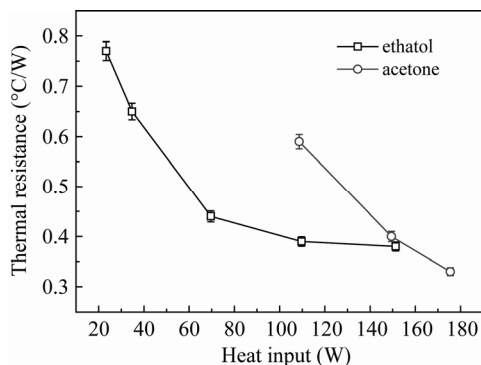


Fig. 12 Thermal resistance vs. heating input for POHP-PC with filling ratio of 70% at inclination of 75°

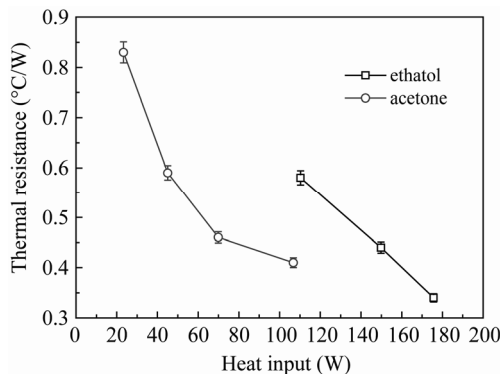


Fig. 13 Thermal resistance vs. heating input for POHP-PC with filling ratio of 70% and inclination of 60°

was conducive to the starting up and running of oscillating heat pipe, because that phase variation and pressure difference between evaporator and condenser was easily formed. Moreover, higher ratio of pressure to temperature ( $dp/dT$ ) indicate that larger pressure fluctuations could be brought by smaller temperature variation, which promoted heat transfer effectively. However, ethanol possessed not only higher latent heat of vaporization and saturation temperature but also higher viscosity compared with acetone, which resulted in running of oscillating heat pipe on condition of higher heating input.

### Concluding Remarks

The investigated closed loop plate oscillating heat pipe was proven to efficiently manage heat fluxes and to operate successfully under experimental conditions. The conclusions are as follows.

1. Oscillating heat pipe with filling ratio of 50% started up earlier than that with 70% when heating input was 159.4 W, however, on the condition of heat input of 205.4 W, it has similar starting up performance with filling ratio of 50% as compared to 70%.
2. Oscillating heat pipe with 10% filling ratio can not start up but directly transit to dry burning.
3. With filling ratio of 70% and inclination of 75°, oscillating heat pipe with acetone started up with heating input of just 24W, but for ethanol, it needed to be achieved 68 W, Furthermore, the start time with acetone was similar as compared to that with ethanol.
4. Oscillating heat pipe should be within a reasonable filling ratio range of 35%–70%, and there was an optimal point with different heating input - the more heating input, the higher optimal filling ratio, and vice versa. However, the dry burning appeared easily with low filling ratio, especially at very low filling ratio, such as 10%. And higher filling ratio, such as 70%, resulted in higher heat transfer (dry burning) limit.
5. Oscillating heat pipe with acetone operated steadily with heating input of about 80 W, but it transited to dry burning state when heating input was greater than 160 W. However, for ethanol, oscillating heat pipe run stably with heating input in vicinity of 160 W. Furthermore, thermal resistance with acetone was lower as compared to ethanol with the same heating input of 120 W.

### Acknowledgement

Project 51306198 supported by National Natural Science Foundation of China, Project 00921915023 supported by Organization Department of Beijing, Project NR2013K07 supported by Beijing Key Lab of Heating, Gas Supply, Ventilating and Air Conditioning Engineering and Project 331614013 supported by Beijing Univer-



sity of Civil Engineering and Architecture are gratefully acknowledged.

## References

- [1] H. Akachi, US Patent No. 4921041, 1990
- [2] Yang H H, Khandekar S, Groll M, Operational limit of closed loop pulsating heat pipes. *Applied Thermal Engineering* 2008; 28: 49–59.
- [3] Kim S, Zhang Y, Choi J, Effects of fluctuations of heating and cooling section temperatures on performance of a pulsating heat pipe, *Applied Thermal Engineering* 2013; 58 (1): 42–51.
- [4] Xue Zh, Qu W, Experiment study on effect of inclination angles to ammonia pulsating heat pipe. *Chinese Journal of Aeronautics* 2014; 27(5): 1122–1127.
- [5] Wang XH, Zheng HC, Si MQ, Han XH, Chen GM, Experimental investigation of the influence of surfactant on the heat transfer performance of pulsating heat pipe. *International Journal of Heat and Mass Transfer* 2015; 83 : 586–590.
- [6] Lin Z, Wang S, Chen J, Experimental study on effective range of miniature oscillating heat pipes. *Applied Thermal Engineering* 2011; 31(5): 880–886.
- [7] Xian H ZH, Xu W J, Zhang Y N, Experimental investigations of dynamic fluid flow in oscillating heat pipe under pulse heating. *Applied Thermal Engineering* 2014; 88(9): 376–383.
- [8] Han X, Ma HB, Jiao AJ, et al. Investigations on the heat transport capability of a cryogenic oscillating heat pipe and its application in achieving ultra-fast cooling rates for cell vitrification cryopreservation. *Cryobiology* 2008; 56: 195–203.
- [9] Natsume K, Mito T, Yanagi N, et al. Heat transfer performance of cryogenic oscillating heat pipes for effective cooling of superconducting magnets, *Cryogenics* 2011; 51: 309–314.
- [10] Clement J, Wang X, Experimental investigation of pulsating heat pipe performance with regard to fuel cell cooling application. *Appl. Therm. Eng.* 2013; 50(1): 268–274.
- [11] Rittidech S, Wannapakne S. Experimental study of the performance of a solar collector by closed-end oscillating heat pipe(CEOHP). *Applied Thermal Engineering* 2007; 27: 1978–1985.
- [12] Rittidech S, Donmaung A, Kumsombut K. Experimental study of the performance of a circular tube solar collector with closed-loop oscillating heat-pipe with check valve (CLOHP/CV). *Renewable Energy* 2009; 34: 2234–2238.
- [13] Nuntaphan A, Vithayasai S, Vorayos N. Use of oscillating heat pipe technique as extended surface in wire-on-tube heat exchanger for heat transfer enhancement. *International Communications in Heat and Mass Transfer* 2010; 37: 287–292.
- [14] Yin D , Rajab H , Ma HB, Theoretical analysis of maximum filling ratio in an oscillating heat pipe. *International Journal of Heat and Mass Transfer* 2014, 74: 353–357.
- [15] Balkrishna M, Khandekar S, Taylor bubble-train flows and heat transfer in the context of Pulsating Heat Pipes. *International Journal of Heat and Mass Transfer* 2014; 79: 279–290.
- [16] Peng H, Frank Pai P, Ma HB, Nonlinear thermomechanical finite-element modeling, analysis and characterization of multi-turn oscillating heat pipes. *International Journal of Heat and Mass Transfer* 2014; 69: 424–437.
- [17] Thompson S M, Cheng P, Ma H B, An experimental investigation of a three-dimensional flat-plate oscillating heat pipe with staggered microchannels. *International Journal of Heat and Mass Transfer* 2011; 54: 3951–3959.
- [18] Wang Y, Li W Y, Operation performance of a closed loop pulsating heat pipe with parallel channels. *Journal of Chinese Society of Power Engineering* 2011, 31(4): 273–277.
- [19] Shi, W X, Pan, L S, Li, W Y, Experiment Study on Influence of Inclination and Cooling Condition on Heat Transfer Performance of Closed Loop Plate Pulsating Heat Pipe with Parallel Channels. *Journal of Chemical Industry and Engineering* 2014; 665(2): 532–537.