



Advances in research on the use of biochar in soil for remediation: a review

Eric F. Zama^{1,2} · Brian J. Reid³ · Hans Peter H. Arp⁴ · Guo-Xin Sun⁵  · Hai-Yan Yuan⁵ · Yong-Guan Zhu^{1,5}

Received: 18 January 2018 / Accepted: 8 April 2018 / Published online: 29 April 2018
© Springer-Verlag GmbH Germany, part of Springer Nature 2018

Abstract

Purpose Soil contamination mainly from human activities remains a major environmental problem in the contemporary world. Significant work has been undertaken to position biochar as a readily-available material useful for the management of contaminants in various environmental media notably soil. Here, we review the increasing research on the use of biochar in soil for the remediation of some organic and inorganic contaminants.

Materials and methods Bibliometric analysis was carried out within the past 10 years to determine the increasing trend in research related to biochar in soil for contaminant remediation. Five exemplar contaminants were reviewed in both laboratory and field-based studies. These included two inorganic (i.e., As and Pb) and three organic classes (i.e., sulfamethoxazole, atrazine, and PAHs). The contaminants were selected based on bibliometric data and as representatives of their various contaminant classes. For example, As and Pb are potentially toxic elements (anionic and cationic, respectively), while sulfamethoxazole, atrazine, and PAHs represent antibiotics, herbicides, and hydrocarbons, respectively.

Results and discussion The interaction between biochar and contaminants in soil is largely driven by biochar precursor material and pyrolysis temperature as well as some characteristics of the contaminants such as octanol-water partition coefficient (K_{OW}) and polarity. The structural and chemical characteristics of biochar in turn determine the major sorption mechanisms and define biochar's suitability for contaminant sorption. Based on the reviewed literature, a soil treatment plan is suggested to guide the application of biochar in various soil types (paddy soils, brownfield, and mine soils) at different pH levels (4–5.5) and contaminant concentrations (< 50 and > 50 mg kg⁻¹).

Conclusions Research on biochar has grown over the years with significant focus on its properties, and how these affect biochar's ability to immobilize organic and inorganic contaminants in soil. Few of these studies have been field-based. More studies with greater focus on field-based soil remediation are therefore required to fully understand the behavior of biochar under natural circumstances. Other recommendations are made aimed at stimulating future research in areas where significant knowledge gaps exist.

Keywords Contaminants · Field · Immobilization · Inorganic · Laboratory · Organic · Sorption

Responsible editor: Caixian Tang

Electronic supplementary material The online version of this article (<https://doi.org/10.1007/s11368-018-2000-9>) contains supplementary material, which is available to authorized users.

✉ Guo-Xin Sun
gxsun@rcees.ac.cn

✉ Yong-Guan Zhu
ygzhu@iue.ac.cn

¹ Key Lab of Urban Environment and Health, Institute of Urban Environment, Chinese Academy of Sciences, Xiamen 361021, People's Republic of China

² University of Chinese Academy of Sciences, Beijing 100049, People's Republic of China

³ School of Environmental Sciences, University of East Anglia, Norwich Research Park, Norwich NR4 7TJ, UK

⁴ Department of Environmental Engineering, Norwegian Geotechnical Institute (NGI), P.O. Box 3930, Ullevål Stadion, 0806 Oslo, Norway

⁵ State Key Lab of Urban and Regional Ecology, Research Center for Eco-Environmental Sciences, Chinese Academy of Sciences, Beijing 100085, People's Republic of China

1 Introduction

The contamination of soil by organic and inorganic contaminants is one of the major environmental challenges faced by the world. Growth in industrial activities, increased use of pesticides, herbicides, antibiotics, agricultural fertilizers, and fossil fuel consumption often leads to soil contamination with potential severe health risks to the human population. Both policy makers and scientists have continued to seek novel ways of managing contamination from organic and inorganic compounds in soil. Phytoremediation, precipitation, ion exchange, membrane filtration, and coagulation are some of the ways that have been used for the treatment of pollution in soil and water (Paz-Ferreiro et al. 2014; Ferniza-García et al. 2017). However, these techniques are not always cost-effective and may end up generating contaminant-rich waste. This has in part prompted researchers to investigate the use of readily available biochar materials to mitigate contamination issues in soil (Lehmann and Joseph 2015; Qian et al. 2015; Ding et al. 2017).

Research relating to biochar has been on-going since the discovery of *terra preta* by James Orton in 1870 (Lehmann and Joseph 2009, 2015; Ahmad et al. 2014). As a result of its high permeability, biochar has also been demonstrated as an attractive material for the sorption of suspended particulate matter, capture of potentially toxic elements (PTEs), and the sorption and/or degradation of biological pathogens (Reddy et al. 2014). Biochar has also been reported as an effective material to improve soil properties and reduce the hazardous effects of soil acidification (Dai et al. 2017b). Researchers have performed elaborate tests on biochar derived from many different biomass materials (e.g., wood, yard wastes, leaves, bones, sludge, etc.). Until date, questions are still being raised whether biochar is a source or a sink of organic and inorganic contaminants (Hilber et al. 2017b). However, the majority of these studies have suggested that biochar has the ability to sorb most organic and inorganic contaminants from soil and water at rates depending mainly on specific biochar properties as underpinned by the type of biomass material used and pyrolysis temperature applied (Fabietti et al. 2010; Silvani et al. 2017).

Until recently, the addition of biochar to soil has largely focused on its ability to improve soil quality physically, chemically, and biologically (Manyà 2012; Guo et al. 2016) rather than its ability to remediate contamination. Many more studies have (within the past 5 years) been carried out dealing with soil contamination and the use of biochar for remediation (Qian et al. 2015; Wang et al. 2018; Ding et al. 2017).

This review is aimed at assessing significant research contributions in the use of biochar for the management of five contaminants in soil (three organic and two inorganic). The contaminants [arsenic (As), lead (Pb), sulfamethoxazole (SMX), atrazine, and polycyclic aromatic hydrocarbons

(PAHs)] were selected based on bibliometric analysis as discussed in Sect. 2 and as representatives of their various contaminant classes. For example, As is a metalloid representing inorganic anions, Pb represents inorganic cations, and atrazine and sulfamethoxazole are mobile (polar/ionic) compounds representing herbicides and antibiotics, respectively, while PAHs are nonpolar and hydrophobic representing hydrocarbon contaminants. The review focuses on the known properties of biochar and contaminants and how these interact in sorption or immobilization processes in soil. It differentiates sorption efficiencies in the laboratory or greenhouse and in the field under natural environmental conditions and outlines the challenges faced in the field application of biochar for soil remediation. The review also presents a treatment plan (based on assessed literature) aimed at guiding the use of biochar on contaminated soil at various pH levels. In addition to contaminant sorption, soil remediation may encompass aspects of phytoremediation, revegetation, and the complete restoration of several ecosystem services including biomass production and carbon sequestration. However, these aspects were well outside the scope of this review.

2 Bibliometric analysis

An assessment in 2015 found that nearly 46% of studies on the use of biochar in contaminant remediation focused on its sorption ability for potentially toxic elements (PTEs), while 54% have focused on the sorption of organic pollutants and other nitrogen and phosphorus-related contaminants (Tan et al. 2015). Clearly, there has been a surge in research involving the use of biochar in soil as sorbent over the past decade (Fig. 2a and Table S1, Electronic Supplementary Material). Three key search words (*Biochar*, *soil*, [*As or Pb or SMX or atrazine or PAHs*]) were used in ScienceDirect database to retrieve publications from 2009 to 2017 focusing on the removal of the five contaminants considered in this review. Retrieved data was further sorted out to ensure that the publications were strictly on remediation of the contaminants of concern by biochar. A total of 1508 publications were found from 2009 to 2017 (Table S1, Electronic Supplementary Material) involving all the five contaminants. Total yearly publications on all the contaminants increased from only 7 in 2009 to 572 in 2017 highlighting the increasing research interest on soil remediation using biochar. Pb had the highest number of publications (532), while sulfamethoxazole (SMX) had the least publications (60) within the study period (Table S1, Electronic Supplementary Material).

Field experiments involving the use of biochar on the five contaminants of interest were fewer within the study period (2009 to 2017) with only 39 publications found in

field studies. This number also grew from zero (0) in 2009 to 11 and 6 in 2016 and 2017, respectively. The highest number of field studies was done on PAHs (15) followed by Pb (11) (Fig. 1). This significantly lower number of field studies may be attributed to some environmental constraints (changing temperatures, rainfall, microbial activity, and soil pH) impeding the application of biochar in the field. The analysis of publications on field work suggests that significant work is required to assess the efficiency of biochar in the field and to translate laboratory or greenhouse results to field realities, consistent with the conclusions of Hilber et al. (2017a). The number of publications between 2009 and 2017 grouped according to publication type (i.e., research articles, review articles, book chapters, encyclopedia, abstracts, editorials, short communications, and others) for Pb and PAHs are shown on Fig. 2b. The distribution of publications according to type for all five contaminants is presented on Fig. S1 (Electronic Supplementary Material). The majority of publications were on direct research work totaling 962 for all five contaminants and closely followed by review articles totaling 249 for all five contaminants of interest. The rest of the publications were made in the form of book chapters, encyclopedia, abstracts, editorials, short communications, and others (Fig. S1, Electronic Supplementary Material).

3 Biochar characterization

3.1 Description

Biochar has varied descriptions, but three aspects are recurrent: (1) Biochar is dark, porous, and very rich in carbon (usually 40 to 90%); (2) it is prepared by heating organic material at temperatures above 250 °C; and (3) it is prepared

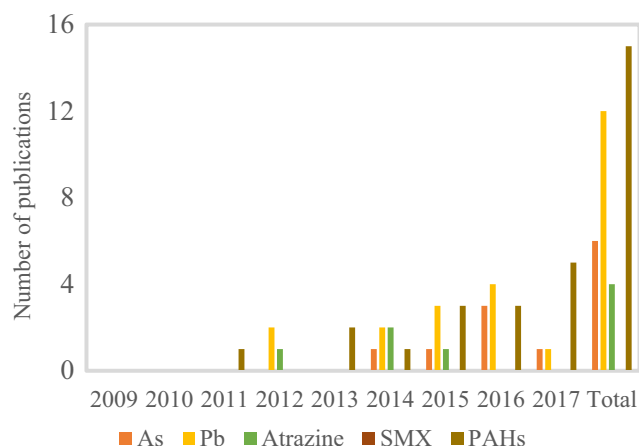


Fig. 1 Number of publications on field studies in removal of As, Pb, SMX, atrazine, and PAHs in soil between 2009 and 2017 (Data source: ScienceDirect database)

under conditions of little or no oxygen supply (Fellet et al. 2011; Ahmad et al. 2014; Liu et al. 2015; Wang et al. 2015a). As a pyrogenic material, biochar can be distinguished from black carbon and activated carbon by its structure and function (Zhang et al. 2013). Black carbon generally refers to all naturally formed carbonaceous material (e.g., soots, charcoals) (Hammes et al. 2007; Samsuri et al. 2013). Activated carbon is formed from high temperature (~800 °C) or chemical treatment of carbonaceous materials (Park et al. 2013b; Ahiduzzaman and Islam 2016), with added steps to ensure high porosity and surface area, such as adding catalysts and inert gases. Biochar is generally less of a pure carbonaceous material than activated carbon, and as such, it can include more O-containing carboxyl, hydroxyl, and phenolic functional groups and the presence of inorganic minerals (Ahmad et al. 2014; Liu et al. 2015). Pyrolysis processes can be wet or dry depending on whether or not water was used during the pyrolysis. In dry pyrolysis which produces biochar often referred to as pyrochars (Han et al. 2016), only heat and little or no oxygen supply is required, whereas wet pyrolysis which produces hydrochars (Han et al. 2016) involves the use of water and high pressure (Libra et al. 2011). This review focuses on pyrochars produced from dry pyrolysis of biomass.

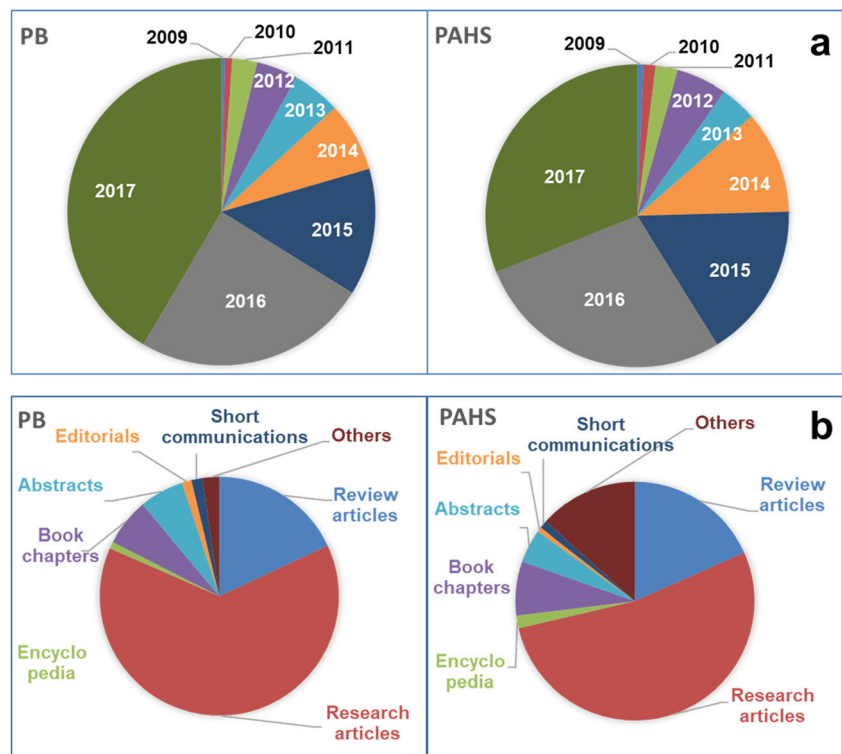
3.2 Chemical changes during dry pyrolysis

Biomass responds to increased heating by undergoing chemical bond modification where aliphatic bonds are converted to aromatic bonds in biochar (Xiao et al. 2014). During pyrolysis, hemicellulose decomposes first, at temperatures between 200 and 260 °C, while cellulose and lignin decompose at temperatures ranging from 240 to 350 and 280 to 500 °C, respectively (Liu et al. 2015). The transformative processes begin with biomass appearing crystalline and then quickly turning into amorphous carbon with altered bonds and chemical composition. The latter then converts into biochar with stacked sheets of poorly structured polyaromatic hydrocarbon sheets (graphene) which is finally consolidated to very strong graphitic sheets (Nartey and Zhao 2014).

3.3 Surface chemistry

The surface chemistry of biochar is complex with heterogeneous chemical compositions which often depend on the type of biomass material and pyrolysis conditions. Biochar surface exhibits acidity (mainly supplied by carboxyl and hydroxyl groups) and basicity (mainly supplied by O and N functional groups and C- π electrons and some minerals like CaO, MgO, and CaCO₃) (Pignatello et al. 2017) in conjunction with hydrophilic and hydrophobic properties (Kookana et al. 2011). Fundamentally, the structure of biochar is supported by carbon (C) arranged hexagonally in a “honeycomb” pattern without oxygen or hydrogen (Lehmann and Joseph 2015).

Fig. 2 Bibliometric distribution of publications according to year (a) and type (b) in laboratory or greenhouse studies on inorganic (Pb) and organic (PAHs) contaminant removal in soil by biochar



Heteroatoms (e.g., N, S, O, P) are often present, while inorganic minerals (e.g., Mg, Na, Ca, Si, and K) and some PTEs (e.g., Al, Cd, As, and Pb) may also be present in small amounts (Freddo et al. 2012). During pyrolysis, K and Cl tend to vaporize easily at lower temperatures (< 300 °C), while P, N, Mg, S, and Ca tend to be covalently bound to complex organic compounds and can only vaporize at higher temperatures (> 500 °C) (Kookana et al. 2011). Increasing temperatures favor the release of gases such as CO₂, CO, and NO_x as carbon-rich compounds decompose (Liu et al. 2015). Hydroxyl and carboxylic functional groups are most abundant in biochars derived from fast pyrolysis (rapid heating of biomass at moderate to high temperatures (~ 700 °C)), while C-H groups become dominant in biochars produced from slow pyrolysis (gradual heating of biomass over a wide range of temperatures (250–900 °C)) (Tripathi et al. 2016). Other functional groups on the surfaces of biochar may include nitriles, carbonyls, peptides, phenols, quinones, lactones, and pyrones (Liu et al. 2015) which may be fewer compared to other organic matter like humus (Hale et al. 2016).

3.4 Stability in soil

Large deposits of dark char in the amazon basin have existed for thousands of years (Lehmann et al. 2011). The presence of this material and its persistence in soil for long periods of time is indicative of its high resistance to biological decay (McLaughlin et al. 2009; Zhu et al.

2016). When biochar is incorporated in soil, its half-life may be up to several thousand years (Wu et al. 2013). The resistance to decay and persistence in soil may be advantageous in a sorption system as it would imply the immobilization of strongly sorbed contaminants for a significant amount of time. The H/C ratio of biochar has been suggested to be a very important indicator of biochar's stability in soil, potentially because it is an indicator of aromaticity (Han et al. 2016). Biochars with H/C ratios below 0.7 are considered very stable, presumably because aromatic structures are slower to degrade. The stability (and aromaticity) of biochars is influenced not only by the type of feedstock and pyrolysis temperature (Gurwick et al. 2013) but also by biochar's interaction with soil under specific pedo-climatic conditions (Herath et al. 2015).

What happens to the biochar beyond tens of thousands of years as reported in the literature (Lehmann et al. 2011) remains uncertain. While Xu et al. (2014), Zhu et al. (2016) and Cui et al. (2013) suggested some minimal microbial action on the biochar, Spokas et al. (2014) suggests that, over time, the biochar disintegrates into micro and nano-scale fragments that are capable of infiltrating into soil. This disintegration has been reported to occur as the result of repeated swelling and cracking of biochar's graphitic sheets, leading to a crumbling of the physical structure (Spokas et al. 2014). Extremely small and mobile biochar particles, which would be similar to colloidal black carbon particles, are capable of becoming mobilized in the subsurface (Wang

et al. 2013; Enell et al. 2016). Singh et al. (2014) also suggested that some of the recalcitrant carbon, over longer periods of time, gets mineralized or may turn into organic matter when biotic and abiotic oxidation takes place under conditions of high soil temperature and moisture.

3.5 Suitability for contaminant sorption

Sorption is a physicochemical transfer process in which materials (contaminants) are partitioned between the sorbent and aqueous phases (Yavari et al. 2015). Some properties of the sorbent including surface area, pore sizes/volume, CEC, pH, surface functional groups, molecular structure, hydrophobicity, solubility, polarity, and minerals are crucial for this transfer process (Yavari et al. 2015). The suitability of biochar as a sorbent hinges not only on these properties and its resistance to decomposition and mineralization but also on its low-cost availability from a wide range of precursors notably agricultural by-products (plant husk, plant straw, pine bark, sawdust, bagasse, fruit wastes, weeds, dried aquatic plants), sewage sludge, and even automobile tyres (Gupta et al. 2015). Yavari et al. (2015) reviewed that the sorption capacity of organic matter is enhanced 10–1000 times after charring to products like biochar through pyrolysis. The structural and chemical composition of biochar (which can easily be engineered) often correlate well with its function as a sorbent. Large pore sizes and pore volumes with high CO₂ measured surface areas (often greater than 100 m² g⁻¹) equip biochar with high sorption tendencies (Liu et al. 2015; Lehmann and Joseph 2015). Pyrolysis temperature is the underlying factor that determines pore distribution (including pore size and pore volume) (Uchimiya et al. 2011a; Rawal et al. 2016) and specific surface area (SSA) of biochars (Xiao et al. 2014; Hale et al. 2016; Zama et al. 2017). This high polyaromaticity and nanoporosity (Pignatello et al. 2017) as well as hydrophobicity and high surface area make biochar physically a sorbent with qualities similar to, but not as substantial as, activated carbon for non-polar substances (Huggins et al. 2016). However, unlike activated carbon, biochar's polarity and abundant surface functional groups can also intensify the number of sorption sites for polar or ionic substances, including metals.

4 Biochar's interaction with As, Pb, SMX, atrazine, and PAHs in soil

4.1 Arsenic (As)

Bibliometric analysis found 302 publications and 6 field-based studies focusing on the removal of As by biochar in soil (Table S1, Electronic Supplementary Material). Arsenic is a

metalloid oxo-anion existing in the natural environment as arsenite [As(III)] and arsenate [As(V)] usually in combination with sulfur, oxygen, and iron (Ungureanu et al. 2015). Soil easily adsorbs As(V) although its ability to retain the anion is relatively poor (Agrafioti et al. 2014a, b). The oxidation state of As has a great role to play in its sorption or immobilization in soil. This observation was made by Pan et al. (2015) and Yokoyama et al. (2012) who noticed that the ratio of the coefficients of distribution of As(III) and As(V) on calcite ($K_{As(V)}/K_{As(III)}$) at neutral pH was larger than 2100. Wang et al. (2015b) also had similar observations but added that the relatively easy removal of As(V) from the environment is also attributable to its higher mobility.

Many different types of biochars (notably sewage sludge, rice straw/husk, and manure) have been tested for As removal in soil, and the majority of them have been counter-productive (increasing pore water As concentration) (Yamaguchi et al. 2011). Studies in the laboratory or greenhouse under controlled conditions of pH, temperature, moisture etc. have reported significantly high concentrations of As in pore water or plant tissues following the addition of biochar. For example, Zheng et al. (2012) reported a 327% increase in As concentration in rice shoot following the amendment of rice husk and straw biochars pyrolysed at 500 °C, while Beesley et al. (2013) reported up to 300% increase in As pore water concentration following soil amendment with orchard prune residue biochar produced at 500 °C. In both studies, initial soil As concentration was 77 µg g⁻¹ and 6000 mg g⁻¹, respectively. According to Beesley et al. (2013), biochar's framework (porosity) harbors conditions that create a net negative redox potential, and in such circumstances, less As is sorbed to biochar while the majority is mobile. In addition, the presence of As mainly as oxo-anions also limits ion exchange interactions on the predominantly anionic biochar surfaces (Yang et al. 2016a, b), particularly because biochar addition in soil often increases pH which decreases positively charged sorption sites on the biochar (Baig et al. 2014). Zheng et al. (2012) also cited the presence of Si and P in soil which may out-compete As for sorption sites on biochar leaving As mobile.

To improve As sorption, researchers have frequently modified biochars with oxides and hydroxides of Fe and Mn. For example, Yu et al. (2017) recently modified corn straw biochar produced at 600 °C with MnO to remove As in contaminated soils (47.2–73.0 mg g⁻¹). The results showed that modification significantly decreased As concentration in the roots, stems, leaves, and grains from 356, 3.93, 4.88, and 0.349 mg g⁻¹, respectively, in control (without biochar) to 241, 3.08, 3.77, and 0.328 mg g⁻¹, respectively, in soil treated with 0.5% modified biochar. This represented a percentage decrease of 40.8, 44.3, 33.2, and 17.7%, respectively. Similar results have been reported when other researchers used Fe-modified/Fe-rich biochars for the removal of As (Rajapaksha et al. 2016; Samsuri et al. 2013).

Field-based studies aimed at using biochar for the sorption or immobilization of As under natural environmental conditions are rare. Only three field studies were found on ScienceDirect database focusing on As removal in field soils using biochar. In the field, the addition of unmodified biochar in soil encounters similar trends like laboratory or greenhouse studies where As mobility is enhanced following the addition of biochar. For example the NH_4NO_3 extractable concentration of As in paddy soil ($34 \mu\text{g g}^{-1}$) significantly increased by 73.3% when rice straw biochars pyrolysed at 500°C were added at 20 t ha^{-1} in a 4 months study (Zheng et al. 2015). Increase in As concentration in pore water or plant tissue in the field has been found to be at least two orders of magnitude less than that reported in laboratory or greenhouse studies due to environmental constraints (Zheng et al. 2015) (Table S2, Electronic Supplementary Material) discussed in Sect. 5.

Studies have also shown that As lacks the ability to engage in complexation and precipitation reactions with biochar (Zama et al. 2017). This explains why pristine biochar does not do well in As removal. However, when biochar is modified (e.g., Fe modification), some complexes such as Mn(Fe)-O-As and Fe-O-C (Yang et al. 2016a, b) may be formed on the surfaces of biochar which increases the density of positively charged sites at low pH values (<4.5) and in turn increases the sorption of As (Yang et al. 2016a, b). Manning et al. (2002) observed that As(III) is easily oxidized to As(V) in the presence of MnO_2 (Eq. (1)). Modifying biochar with MnO_2 therefore enhances the removal of As(III) and As(V) by converting As(III) to As(V) which is easily sorbed (Wang et al. 2015b; Yu et al. 2017; Gude et al. 2017).



Hartley et al. (2009) also observed the influence of pH and the presence of entities like P and Si on the sorption of As by biochar. Lower pH values (i.e., $\text{pH} < 5$) favor the release of H^+ which may enhance electrostatic attraction with the predominantly anionic As specie in soil. Phosphorus (often present as PO_4 ions) has chemical similarities with As and would compete with As for sorption sites on the biochar (Hartley et al. 2009). The presence of PO_4 therefore limits the sorption of As which is often released into the surrounding soil solution.

4.2 Lead (Pb)

According to bibliometric analysis, lead (Pb) has been the highest PTE studied for its interaction with biochar in soil. Up to 532 publications and 11 field-based studies were found focusing on Pb removal by biochar in soil (Table S1, Electronic Supplementary Material). It is a common contaminant present in most urban and suburban soils in significant quantities (ATSDR 2011). Many

different types of biochars (wood-based, husk-based, sewage sludge, bone-based, and yard wastes) at various pyrolysis temperatures (mainly $300\text{--}700^\circ\text{C}$) have been experimented on Pb sorption in soil. All these biochars (both modified and unmodified) have been very effective in the sorption removal of Pb in environmental media (averaging 90% sorption rates in water and 60% in soil) (Li et al. 2016). Compared to most PTEs, Pb is relatively easier to immobilize possibly because of its involvement in multiple sorption mechanisms with biochar (i.e., pore filling, formation of complexes and precipitates, and ion exchange mechanisms) (Han et al. 2016; Xu et al. 2016).

Apart from pyrolysis temperature and feedstock type which influence the removal of Pb (Uchimiya et al. 2012), laboratory or greenhouse experiments involving biochar and Pb sorption in soil have shown that soil pH, particle size, and biochar amount also play key roles in Pb removal (Xu and Zhao 2013; Uchimiya 2014). These properties have been extensively tested and known to affect Pb mobility in soil although the high affinity between most biochars and Pb often compensates for these effects. In an experiment carried out by Houben et al. (2013) on a heavily Pb-contaminated soil ($\sim 3110 \text{ mg kg}^{-1}$), miscanthus straw biochar applied at 10% (w/w) decreased bioavailable Pb in pore water by 92%. This was attributed to the increase in soil pH from 5.62 to 6.70 after biochar addition. Similar effects were observed when Lu et al. (2014) added 5% (w/w) of rice straw biochars, pyrolysed at 500°C , to a sandy loam moderately acidic ($\text{pH} \sim 5.7$) paddy soils contaminated with Pb (527 mg kg^{-1}) and other metals. The study suggested that a combination of increasing pH (~ 6.2), high biochar rate (up to 78 t ha^{-1}), and small particle size ($< 0.25 \text{ mm}$) may have contributed to the 71% of reduction in Pb concentration in the *Sedum plumbizincicola* shoots. Many more studies have reported similar trends in Pb sorption in controlled laboratory/greenhouse condition.

The trend of Pb removal in the field soil (where concentrations decrease with biochar addition under field conditions) is similar to laboratory or greenhouse trends. However, sorption amounts differ in field trials (consistently lower than laboratory or greenhouse amounts even under similar conditions) due to differences in soil pH and initial Pb concentrations, which are harder to control in the field. In a 5-year field experiment, Pb was immobilized in soil by wheat straw biochar mainly in the form of stabilized carbonates, organic and residual forms (Cui et al. 2016) (Table S2, Electronic Supplementary Material). Abundant functional groups and complex structures in the biochar played key roles in the stabilization of Pb by 3.7–19.8% while improving soil microstructure and increasing soil pH and soil organic matter. Most field studies have used greater than 10 t ha^{-1} of biochar to achieve averagely 50% Pb immobilization. For example, Zheng et al. (2015) used 20 t ha^{-1} of rice straw biochar to achieve 40.7% Pb

removal (NH₄NO₃ extractable), while Bian et al. (2014) used 10, 20, and 40 t ha⁻¹ of wheat straw biochar to achieve 33.3, 79.6, and 59.1% Pb removal, respectively (CaCl₂ extractable) (Table S2, Electronic Supplementary Material). Initial Pb concentrations and type of extractant may have influenced extracted amounts, and in both experiments, extracted concentrations were consistently lower, compared to laboratory or greenhouse studies.

Physical processes such as pore filling have been rarely reported as major mechanisms for Pb removal in soil (Wang et al. 2014). Researchers have frequently cited non-specific chemisorption mechanisms like ion exchange (Uchimiya 2014), complexation, and precipitation (Fig. 3) with inorganic components (e.g., CO₃²⁻, SO₄²⁻) as the main mechanisms driving Pb sorption in soil (Chi et al. 2017; Li et al. 2017; Park et al. 2013a). Soil pH tends to influence most of these processes (Uchimiya 2014). Figure S2 (Electronic Supplementary Material) indicates the removal of organic and inorganic contaminants by typical processes such as microbial breakdown (Fig. S2a, Electronic Supplementary Material) and complexation reactions (Fig. S2b, Electronic Supplementary Material), respectively.

Ion exchange is sorption mechanism involving weak reversible reactions (Alfen 2014). Usually, inorganic mineral cations (e.g., Mg²⁺, Na⁺, Ca²⁺, and K⁺) are scattered on the surfaces and pores of biochar and tend to increase with increasing pyrolysis temperatures due to increased ash content (Lehmann and Joseph 2009). Contaminant cations such as Pb²⁺ can easily displace these mineral cations, which are bound to anionic sites on the biochar, leading to sorption of

the contaminants. A major characteristic of ion exchange is charge balance and selective replacement (Sposito 2008). Typically, 1 mol of Pb²⁺ would exchange with 2 mol of K⁺ to ensure that charge balance and ions held together by weak electrostatic forces on the surfaces of biochar are replaced by contaminant ions of the same charge but with a higher charge density (Alfen 2014). For example, Pb²⁺ might replace K⁺ (Eq. (2)), which in turn might replace Na⁺ because of its larger charge density (Ahmed et al. 1998). However, Alfen (2014) reported that although ions of higher charge density are preferably sorbed, outcomes depend on the relative concentration of the ions in the system.

The formation of precipitates such as lead phosphate and hydrocerussite (Eqs. (3) and (4), respectively) often formed between Pb²⁺ and mineral ions present on the surfaces of biochar represents another major mechanism driving Pb sorption on biochar (Tran et al. 2016) (Fig. 3). Very often, minerals such as calcite (CaCO₃), althausite (Mg₂PO₄OH), and caminite (Mg₃(SO₄)₂(OH)₂) present on biochar surfaces (Wang et al. 2015a) release ions such as PO₄³⁻, SO₄²⁻, and CO₃²⁻, which undergo precipitation and co-precipitation reactions with Pb. These sorption processes may also be affected by the pH of the soil solution.

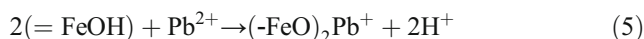
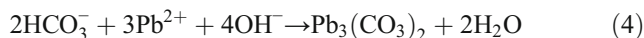
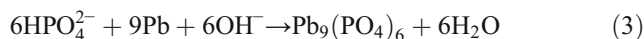
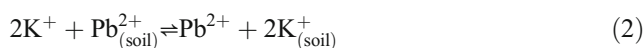
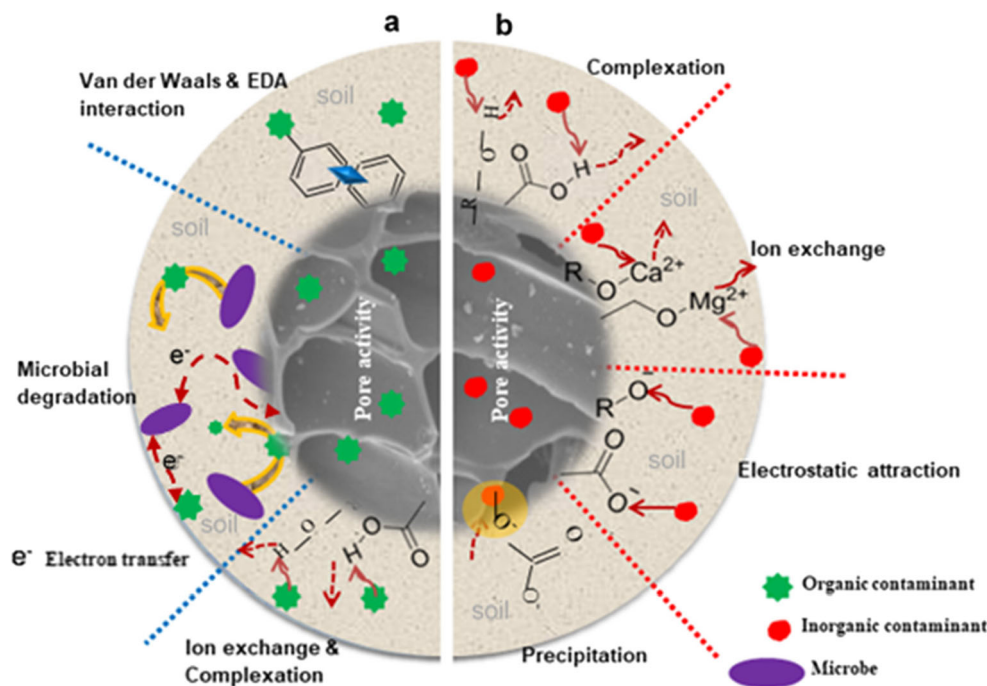


Fig. 3 Summary of major mechanisms and processes that influence the removal of As, Pb, SMX, atrazine, and PAHs in soil. **a** Removal of organic contaminants. **b** Removal of inorganic contaminants



The formation of monodentate and bidentate complexes with Pb ions (Eq. (5)) is also a major mechanism for Pb sorption by biochar (Najar et al. 2010; Sposito 2008). A large amount of functional groups including hydroxyls, carboxyls, nitriles, ketones, and alkyls often develops on the surfaces of biochar at optimal pyrolysis temperatures (< 500 °C) (Uchimiya et al. 2011b) when anomeric O–C–O and O-alkylated groups undergo cleavage in addition to the formation of fused-ring aromatic C–O groups (Li et al. 2013; Nartey and Zhao 2014). Higher pH values (> 5.0) in soil solution influence the deprotonation of functional groups with a higher chance of coordination with Pb ions (Li et al. 2016). Moreover, at higher pH (> 5.0), Tsai et al. (2012) observed that Pb begins to hydrolyze as $\text{Pb}(\text{OH})^+$ which also improves its sorption on biochar. Figure S2b (Electronic Supplementary Material) illustrates Pb^{2+} binding to a carboxylic group on the surface of biochar. Pb sorption on biochar may also follow a single Langmuir model, which describes surface sorption through coordination of Pb d-electron to C=C (π -electron) and –O–Pb bonds (Cao et al. 2009).

4.3 Sulfamethoxazole (SMX) ($\text{C}_{10}\text{H}_{11}\text{N}_3\text{O}_3\text{S}$)

Sulfamethoxazole is the most commonly detected sulfonamide-based antibiotic in soil (Li et al. 2015; Shimabuku et al. 2016). It is used in this review to represent the antibiotic class of contaminants. Within the past 10 years, many publications have been made on a wide range of antibiotic contaminants based on ScienceDirect database. However, only 60 have focused on SMX and biochar in soil (Table S1, Electronic Supplementary Material) amongst which none were field-based. SMX has been found to cause widespread aquifer contamination due to its high mobility in soil (Avisar et al. 2009; Tamtam et al. 2011; Lian et al. 2014). It is widely used in livestock treatment especially in New Zealand (Srinivasan and Sarmah 2015) and is almost ubiquitously present in groundwater. Its physical properties are outlined on Table 1.

In the laboratory or greenhouse, biochar has been fairly good in SMX sorption with reports of up to 50% sorption efficiency. Bamboo, pine sawdust, corncobs, sugarcane bagasse, and wood-based biochars are some examples frequently used in SMX removal. For instance, Srinivasan and Sarmah (2015) reported significant increases in SMX sorption when green waste, corncob, and pine sawdust biochars pyrolysed at 350 to 700 °C were added to a silt loam soil at 0.5 and 1% (w/w). Pine sawdust had the highest sorption affinity for SMX which was attributed to its large surface area ($795 \text{ m}^2 \text{ g}^{-1}$) and lesser exchangeable cations which make the biochar surface less hydrophilic. Apart from surface area, Zheng et al. (2013) also observed that soil pH also affected SMX sorption considerably. At pH 1.0, more than 86.3% of cationic SMX was

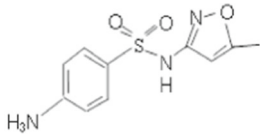
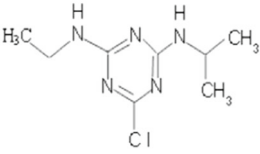
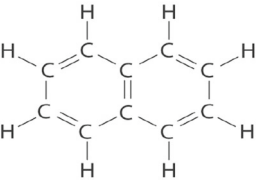
sorbed and biochar surfaces became positively charged. When the pH values were between 2.0 and 5.0, the dominant SMX species sorbed onto biochars was neutral and biochar surfaces became positive while pH values greater than 6.0 resulted to more anionic SMX species (> 70%) with stronger negative biochar surfaces. SMX has very low K_d values ($0.6\text{--}3.1 \text{ L kg}^{-1}$), and differences in K_d values between biochar and SMX may also affect SMX sorption in soil. All biochars such as bamboo, Brazilian pepper wood, sugarcane bagasse, and hickory wood with higher K_d values ($2\text{--}104 \text{ L kg}^{-1}$) (Yao et al. 2012) would have the ability to immobilize SMX in soil solution.

Pore filling, cation exchange, and electrostatic interactions have been suggested as the major mechanisms influencing SMX sorption in soil (Zheng et al. 2013). Pyrolysis temperature and pH (Chen et al. 2011) of soil are crucial for these sorption processes (Zheng et al. 2013; Reemtsma et al. 2016). As explained by Zheng et al. (2013), SMX charge state easily switches between negative, neutral, and positive depending on the pH of the soil, and this greatly influences sorption characteristics especially ion exchange. Both Zheng et al. (2013) and Lian et al. (2014) have underscored the importance of charge-assisted H bonding in SMX sorption which ensures anionic SMX sorption even at higher pH values (> 7.0). At pH 5.0, where SMX tends to be neutral, sorption is ensured by hydrophobic interaction, $\pi\text{--}\pi$ EDA interaction, and pore filling. However, SMX's K_{OW} at 0.89 (Table 1) has a contrary indication that SMX is more hydrophilic, and partitioning into hydrophobic biochar surfaces is rarely a major mechanism for SMX sorption. Lower temperature biochars (~ 250 °C) contain more O-containing functional groups, and when the $\text{p}K_a$ of such biochars nears that of SMX ($\text{p}K_a = 5.7$), sorption is enhanced. Inorganic fractions are often more abundant on biochar at higher temperatures. These inorganic fractions tend to complex very strongly with SMX and other antibiotics, but such complexation reactions have rarely been reported as major mechanisms for SMX sorption.

4.4 Atrazine (2-chloro 4-ethylamino 6-isopropylamino-s-triazine)

Atrazine is a mobile polar contaminant (ATSDR, 2003) used in this review to represent the triazine family of contaminants. It is an herbicide commonly used for weed suppression and has physical properties that mirror most herbicides (Table 1). Various sorbents including activated carbon (Tan et al. 2016), organic matter, humics, and minerals (Deng et al. 2014) have been used in the past to capture atrazine. According to the bibliometric analysis, up to 150 publications focusing on biochar and atrazine sorption in soil have been made between 2009 and 2017 (Table S1, Electronic Supplementary Material). Amongst these, only four publications were field-based.

Table 1 Physicochemical properties of SMX, atrazine and PAHs related to their sorption on biochar in soil

Contaminant	Chemical formula	Chemical structure	Polarity	Aqueous Solubility	Partition coefficients		References
					Log K_{ow}	Log K_{oc}	
SMX	$C_{10}H_{11}N_3O_3S$		Polar	Soluble (<math><1\text{ mg ml}^{-1}</math>) at 25 °C	0.89		NCBI (2001)
Atrazine	$C_8H_{14}ClN_5$		Polar	Soluble (34.7 mg L^{-1}) at 22 °C	2.71	1.96	ATSDR (2003)
PAHs (e.g. naphthalene)	$C_{10}H_8$		Neutral (nonpolar)	Weak solubility (Insoluble at higher molecular weight)	> 3.5		Hale et al. (2016)

The removal of atrazine by biochar in the laboratory or greenhouse has also been largely successful. Wood and manure-based biochars (e.g., pine wood and dairy waste manure) have been frequently used for atrazine removal which is significantly affected by soil DOC and pH. For example, at low pH values ($\text{pH} < 3$), cassava waste biochar prepared at 350–750 °C and applied at 1% sorbed up to 86.6% of atrazine in an artificially contaminated krasnozem soil (20 mg L^{-1}) (Deng et al. 2014). In a related study, southern crabgrass, common lambsquarter, lettuce, and wheat biochars were effective in removing atrazine by 89, 34, 100, and 45%, respectively, although its herbicidal activity was also greatly reduced (Soni et al. 2015). However, the decrease in its herbicidal activity was dependent on soil DOC and pH. Increasing the DOC fraction of soil increases the chances of partitioning into the organic C fraction and surface sorption which plays a key role in atrazine removal (Cao et al. 2011). Compared to unmodified manioc waste biochar made at 750 °C, FeCl_3 -modified manioc waste biochars demonstrated a higher sorption capacity for atrazine by 17.5 times in tropical soils implying that biochar modification can be very beneficial for atrazine sorption (Deng et al. 2014).

Reports have shown no significant difference in the sorption of atrazine in the field and laboratory or greenhouse. In a field study to determine the influence of biochar on atrazine immobilization, Soni et al. (2015) added 0.5 kg m^{-2} of biochar produced from pine wood chips at 800 °C to atrazine-contaminated soil and reported 75% decrease in atrazine concentration (Table S2, Electronic Supplementary Material). The slope of atrazine immobilization was 16 times higher in biochar-amended soils than soil alone when linear regression

analysis was done implying that biochar had a high affinity for atrazine. However, the addition of biochar also decreased the control of broadleaf weed from 70% in soil without biochar to 5% in soil containing atrazine and biochar. This implied that the addition of biochar significantly weakened the performance of atrazine as a herbicide. Delwiche et al. (2014) also carried out field studies (Table S2, Electronic Supplementary Material) to assess the leachability of atrazine under increasingly heterogeneous soil conditions. The study used biochar from peat pyrolysed at 700 and 750 °C by flash pyrolysis and observed that the peak atrazine concentration in groundwater reduced by 58% following the addition of 10 t ha^{-1} of biochar. Unexpectedly, the percentage decrease in atrazine in the field study was not significantly different from that obtained in the laboratory (55%) implying that field conditions did not have any significant influence on the performance of pine wood chip biochar in atrazine sorption (Delwiche et al. 2014).

Pore filling and electrostatic interactions appear to be the major mechanisms driving atrazine sorption in soil (Fig. 3a). Atrazine is polar and can accept or donate electrons during reactions with amino groups. Its polarity and solubility (Table 1) also mean that atrazine can easily form covalent bonds with polar biochar surfaces in complexation interactions. However, at low pH, biochar surfaces protonate which may influence the sorption of the slightly basic atrazine ($\text{p}K_a = 1.7$) through electrostatic attractions. Loganathan et al. (2009) noted that the sorption of atrazine ($K_{OW} \sim 1.72$) involved sorption on carbonized surfaces and partitioning into the residual organic matter of char (biochar). Hao et al. (2013) reported a negative correlation between carbon normalized

sorption coefficient (K_{OC}) and H/C and (O + N)/C when corn-cobs biochar produced at 350–650 °C were applied to atrazine-contaminated soil also implying that aromatic carbon and hydrophobic surfaces were influential in atrazine sorption. Pore filling was also suggested by Hao et al. (2013) as a key mechanism influencing atrazine removal in soil. For ionic organic contaminants or ionic and ionizable molecules like atrazine, there are additional sorption interactions such as cationic or anionic exchange interactions (Fig. 3) to charged moieties on the biochar surface or mineral impurities (Droge and Goss 2012, 2013). The intensity of these interactions can be dependent on the pH as well as counterions in the pore water, as the pH can affect the ionization state of both biochar and molecules, and both pH and counterions can affect ion-exchange processes of organic ions (Arp et al. 2017).

4.5 Polycyclic aromatic hydrocarbons (PAHs)

PAHs are a class of neutral organic compounds with multiple fused aromatic rings produced. It is used in this review to represent hydrocarbons which cause widespread contamination in soil, water, and air (Zhang et al. 2015), and possess a wide range of mobility and health risks. Given that PAHs are also a class of compounds within the hydrocarbons family, significant research has been undertaken involving biochar and PAHs in soil. The ScienceDirect database found 464 publications within the past 10 years with focus on PAH removal by biochar in soil (Table S1, Electronic Supplementary Material). Amongst the contaminants selected in this review, PAHs had the highest number of field studies (up to 15) carried out mainly between 2015 and 2017. Some physical characteristics of PAHs, likely to influence their sorption on biochar, are presented on Table 1.

The interaction between biochar and a wide range of PAHs in the laboratory or greenhouse has been reported extensively in literature with varied and high removal efficiencies. However, these removal efficiencies are affected by some biochar and soil properties including the nature of pyrolysis, particle size (Chen and Yuan, 2011), and microbial community (Waqas et al. 2015). For example, Ogbonnaya et al. (2016) investigated the efficiency of wood-derived biochar made by slow pyrolysis and gasification and observed that biochar produced by slow pyrolysis was better at immobilizing ^{14}C -naphthalene in soil than biochar produced by gasification. This could be attributed to the presence of a larger amount of pores and organic functional groups on slowly pyrolysed biochar 450–500 °C (ramped at 10 °C min⁻¹) compared to gasified biochar at 900–1000 °C. The influence of particle size was investigated by Zand and Grathwoh (2016) on the immobilization and leaching of 16 PAHs from contaminated soils in column experiments using crushed and pulverized forest wood biochars. The addition of 5% crushed biochar (2 mm) decreased 80% PAHs in leachates, while 5% pulverized biochar

(1 µm) amendment decreased up to 98% PAHs in leachates, implying that smaller sized biochar is better at immobilizing PAHs possibly because of its larger surface area. The study also observed that crushed biochar increased the mobility of higher molecular weight PAHs (i.e., pyrene, benzo(b)fluoranthene, and indeno (1,2,3-cd)) which depended on DOC for their transportation unlike pulverized biochar which depended on colloids formed after biochar addition. Recently, Xiong et al. (2017) investigated the influence of a microbe-biochar composite (*Mycobacterium gilvum* and rice straw biochar) on the remediation of PAH-contaminated coke plant soil. The authors observed superior degradation of phenanthrene, fluoranthene, and pyrene by 62.6, 52.1, and 62.1%, respectively, after the treatment with microbe-biochar composite. This increase in PAH degradation compared to less than 47.3% when free cells alone and biochar alone were used could be attributed to enhanced mass transfer of PAHs from the soil to biochar (acting as sink) and the subsequent degradation of these PAHs by the immobilized *M. gilvum* (Xiong et al. 2017). Modifying biochar may also increase the sorption of PAHs in soil. Reports have indicated that more than 90% of PAHs are often removed from soil when biochar is modified with base substances. For example, base modification of rice straw, wood, and bamboo biochars produced at temperatures below 500 °C using NaOH was shown to significantly increase the removal of phenanthrene in soil by 72%. According to Feng and Zhu (2018), this was because base modification increased the K_{oc} of extractable biochar by up to 60–751%.

In field experiments, the influence of microbial activity on PAH degradation has been significantly highlighted. For example, Stefaniuk et al. (2017) recently experimented the removal of 16PAHs by willow (*Salix viminalis*) biochar on podzolic soil (16PAHs concentration ~ 128.8 µg kg⁻¹) (Table S2, Electronic Supplementary Material), and in the 18-month field experiment, there was no significant change in 16PAH concentration for the first 12 months. However, after the 12th month, up to 45% reduction in 16PAHs concentration in soil was recorded especially when biochar was added at the rate of 2.5%. The study suggested that during the first 12 months, microbial activity, which is crucial for PAHs degradation, focused on available soil organic matter (SOM). As SOM reduced, degradation of the harder PAHs then accelerated. The majority of the biochars produced at 400–700 °C often come with 16PAH concentrations ranging from 0.4 to 1987 mg kg⁻¹ and 12 to 81 ng L⁻¹, respectively. However, Hilber et al. (2017b) and Rombolà et al. (2015) noted that the majority of these PAHs bound in the biochar (used for soil remediation) were not bioavailable. The biochars acted mainly as contaminant sinks rather than sources of PAHs. In an experiment carried out by Hilber et al. (2017b), the PAHs of 25 out of 33 biochar samples were resistant to desorption.

Unlike SMX and atrazine, PAHs have a higher K_{OW} (> 3.5) (Table 1) indicating its hydrophobic nature and the possibility of partitioning into hydrophobic biochar surfaces as one of the

leading mechanisms for PAH sorption. However, studies have reported non-specific van der Waal and specific electron-donor-acceptor (EDA) interactions such as π - π interactions (Anyika et al. 2015) and H bonding (Goss and Schwarzenbach 2001) as key mechanisms for PAH sorption. According to Pignatello et al. (2017), π electron clouds of arenes may engage in non-covalent interactions with cations, anions, proton-donor molecules, and the π electron cloud of other arenes (Fig. 3a). The formation of coplanar interactions between biochar polyaromatic sheets and neutral or charged arene contaminants is the most important π interactions.

The breakdown of PAH contaminants by microbial activity may also constitute a major mechanism for their removal in soil (Fig. S2a, Electronic Supplementary Material). The activity of large populations of microbes, often present in soil, may be enhanced by the addition of biochar, which offers a platform for the microbes to degrade PAHs. The biochar also helps in shuttling electrons between molecules and microbes (Zhao et al. 2016; Pignatello et al. 2017). Ni et al. (2017) recently investigated the mechanisms in which biochar reduces the bioaccumulation of PAHs in carrot (*Daucus carota*) and observed that corn straw and bamboo biochars pyrolysed at 300 and 700 °C, respectively, decreased bioaccumulation of PAHs in carrot due to the presence of *Arthrobacter* and *Flavobacterium* in soil which play significant roles in microbial PAH degradation processes. They suggested that biochar application to soil can enhance the growth of indigenous microbes which degrade PAHs and reduce their bioavailability and bioaccumulation. Biochar interaction with microbes can be summarized in seven different ways. These include biochar as a habitat for microbes, promoting enzyme activity, improving soil properties, source of signaling molecules for microbial communication, adsorption of nutrients through CEC, toxicity to microbes, and enhancing soil contaminant degradation (Kołtowski et al. 2017; Zhu et al. 2017). The redox potential of biochar facilitates microbial degradation of organic contaminants (Chen et al. 2014; Yu et al. 2015). The strategy here is using biochars as pretreatments to immobilize and concentrate organic contaminants such as PAHs in soil. After the pretreatment, an inoculation with PAH-degrading microbes such as *Phanerochaete chrysosporium*, *Pleurotus Ostreatus*, *Pseudomonas putida*, *Pseudomonas aeruginosa*, and *Acinetobacter radioresistens* is done which completes the final degradation of the PAHs in soil (Chen and Ding 2012; Galitskaya et al. 2016).

Han et al. (2016) presented the specific role of amorphous alkyl, aryl, and aromatic C in the sorption of PAHs such as pyrene. Alkyl C appears to have properties similar to kerogen with flexible alkyl domains structurally compatible with organic compounds and offering conducive sorption sites for contaminants (Han et al. 2016). Aromatic C through its aromatic π system likely acts as π electron donors or acceptors toward contaminants. Some organic contaminants like

acetaminophen and carbamazepine may also contain electron donating groups (e.g., -OH, and -NH₂) which aid in sorbing PAHs onto the biochar through EDA interactions (Han et al. 2016).

5 Challenges in field application of biochar

As observed in Sect. 4, the field application of biochar frequently led to lower contaminant sorption compared to laboratory or greenhouse biochar application. There appears to be little optimization of biochar in soil when applied directly in the field under natural conditions. This may be due to environmental factors like temperature, wind, moisture, rainfall, soil microbes, pH, etc., which are often hard to control (Ter Laak et al. 2006; Ogbonnaya and Semple 2013). Apart from these environmental constraints, scientists also worry about the likelihood of biochar inhibiting the actions of some beneficial chemicals and a source of contamination itself. The efficiency of DNA extraction in soil was also shown to be affected by biochar addition. This can affect the precise estimation and comparison of soil microbial abundance and diversity. This however depended on pyrolysis temperature, extractable C, and incubation with soil (Dai et al. 2017a).

The influence of temperatures on the sorption capacity of biochar has been reported in some laboratory or greenhouse studies. For example, at 25 °C, Liu et al. (2017) reported a sorption capacity of 14.9 mg g⁻¹ for As(V) on rice straw biochar made at 450 °C. However, when the temperature increased to 45 °C, the sorption capacity increased correspondingly to 17.9 mg g⁻¹ indicating that increase in temperature increases sorption capacities. Soil temperature constantly fluctuates with respect to daytime temperatures, nighttime and across seasonal temperatures. Studies directed toward understanding the influence of temperature on the performance of biochar in the field are rare, but it can be inferred from laboratory studies that changing temperatures affect biochar performance in the field.

Rainfall and wind conditions also affect biochar sorption capacities under field conditions. Heavy rainfall and runoffs may cause leaching and percolation of tiny biochar particles deeper into soil or floating larger particles away, separating them from contaminants which significantly reduces their likelihood of contact and sorption. Fractions of biochar may be lost during application under windy conditions in the field. Major (2010) estimated that 2% of biochar is lost, while loading a spreader, 3% is lost during transportation and about 30% is lost during spreading amounting to almost 30% of biochar loss during field application with significant cost effects. The presence of microbes in soil can also affect biochar performance through degradation of biochar particles in the short-term or long-term. Sorbed contaminants may be re-released into soil once biochar is degraded through microbial action.

Several studies notably Hale et al. (2012), Han et al. (2016), Hilber et al. (2012), and Yavari et al. (2015) have all discussed the possibility of biochar being a source of contaminant itself in soil. During pyrolysis, compounds such as PAHs, dioxins, and PCBs may develop in biochar together with some heavy metals like Pb, Cd, Cu, Zn, and Al from the original biomass material (Hilber et al. 2017a). These compounds are often not available for microbial breakdown as they remain tightly bound to biochar matrices through π - π interactions (Yavari et al. 2015). The type of pyrolysis, feedstock, and time determine the concentration of these compounds in biochar (Hale et al. 2012). Quicker production methods (e.g., flash pyrolysis and gasification) often result to biochars with elevated PAHs and dioxin concentrations ($\sim 45 \mu\text{g g}^{-1}$ and 92 pg g^{-1} , respectively). Han et al. (2016) cautioned that this should always be taken into consideration before using biochar for contaminant remediation although Hilber et al. (2017b) noted that PAHs in biochar are usually desorption resistant and can only become bioavailable at higher concentrations ($> 10 \text{ mg kg}^{-1}$).

Another setback in the application of biochar in the field is its potential to reduce the efficacy of some herbicides and pesticides applied in soil such as atrazine (Yavari et al. 2015). As described above, biochar has a high sorption affinity for atrazine which easily becomes immobilized through chemical and physical sorption onto biochar. In soil, the entrapped herbicide or pesticide may significantly decrease its efficiency in weed or pest control. For example, Nag et al. (2011) realized that atrazine dosage required to reduce ryegrass weed biomass by 50% increased by 3.5 times following the addition of 1% wheat straw biochar produced at 450 °C. This implies that the use of biochar may increase herbicide use and the overall cost of application and may result to the evolution of herbicide-resistant weed (Yavari et al. 2015).

6 Selecting biochars for the treatment of contaminated soils

Despite the large volume of information available on biochar sorption/immobilization of organic and inorganic contaminants in soil, fundamental questions remain unanswered notably, “which biochar (including its characteristics) is most suitable for the removal of target contaminants.” So far, it is extremely challenging to select the “best” biochar for a particular contaminant in soil (a situation hinged to the significant variability in biochar feedstock, pyrolysis temperatures, particle sizes, pH, elemental content, surface area, ash content, and even nature of modification). The methods of biochar production (wet or dry pyrolysis, gasification, slow or fast pyrolysis, flash pyrolysis) also produce biochars with different properties.

The rates of biochar application, contact times, and environmental factors (pH, temperature, rainfall, wind, moisture, redox, etc.) all have an impact on the performance of biochar as a sorbent. Suggestions have however been made based on some estimated soil conditions such as soil type, level of contamination, and pH for the selection of biochars and biochar properties most suitable for the sorption or immobilization of As, Pb, SMX, atrazine, or PAHs in soil (Table 2). Two biochar types were suggested for each contaminant, and for each biochar type, pyrolysis temperature was considered a primary determining factor for sorption capacity. Other variables considered in the selection were pH and application rate (Table 2).

Arsenic (As) Rice straw and sewage sludge biochars prepared at 400–500 °C were suggested for As remediation in soil (Table 2). Rice straw biochar can easily be modified with Fe or Mn (hydr)oxides, and it contains Si which easily precipitates with As to products like Gonardite $[(\text{Na}, \text{Ca}, \text{K})_2 (\text{Si}, \text{Al})_5 \text{O}_{10} \cdot 3\text{H}_2\text{O}]$ (Treacy and Higgins 2007) or simply inhibits the transfer of As to plant tissues (Chen et al. 2017). Without modification, sewage sludge biochar may contain some oxides and hydroxides of Fe and Mn, which have been very effective in the removal of As in contaminated soils (Rajapaksha et al. 2016). The modification of biochar for the removal of As in soil is highly recommended given that pristine biochar rarely sorbs As. It rather increases its mobility. Many researchers have also recommended chemical modification, where chemical agents such as KOH (Jin et al. 2014), Ca (Agrafioti et al. 2014a, b), Si, and clay (Yao et al. 2014) are used to change the surface functionality of biochar in favor of As or other metal sorption (Liu et al. 2015; Rajapaksha et al. 2016). It is important to make biochars at relatively low pyrolysis temperatures ($< 500 \text{ }^\circ\text{C}$) which have less ash and low pH which favors oxo-anionic As sorption.

Lead (Pb) The sorption of Pb hinges on complexation, ion exchange, and precipitation reactions. The availability of functional groups and inorganic ions is therefore important. Wood-based biochars are suitable because of their characteristic large surface areas and porous structure resulting from thermal cracking and unequal shrinking of interior and exterior woody masses during pyrolysis (Yavari et al. 2015) and abundance of surface functional groups. Dairy manure biochar is also suitable especially for Pb sorption because of the presence of PO_4^{3-} ions which easily precipitate with Pb into more stable $\text{Pb}_5(\text{PO}_4)_3\text{OH}$ (Cao et al. 2011). It is important to pyrolyze these biochars at 500–600 °C (Table 2) to have a high surface area and still retain most surface functional groups which enhance complexation with Cd and Pb. At 600 °C, more inorganic minerals develop on biochar surfaces to increase pH which favors Cd^{2+} and Pb^{2+} sorption by enhancing cation exchange (Zama et al. 2017).

Table 2 Recommended biochar treatment plan for different soil types contaminated by As, Pb, SMX, atrazine, and PAHs

Contaminant	Soil options			Recommended biochar treatment				Expected sorption rate (%)
	Soil type	pH	Approx. contamination (mg kg ⁻¹)	Beneficial feedstock	Pyrolysis temp. (°C)	Application rate (% w/w)	Favorable pH range	
As	Paddy and non-paddy soils	5–6.5	10–50	Rice straw Sewage sludge	400–500	0.5–1	3–4	> 50
	Brownfield and mine soils	4–6	50 ⁺	Rice straw Sewage sludge	400–500	2	2–3	> 50
Pb	Paddy and non-paddy soils	5–6.5	5–50	Wood Dairy manure	500–600	0.5–1	5–5.5	> 65
	Brownfield and mine soils	5	50 ⁺	Wood Dairy manure	500–600	2	5–5.5	> 65
SMX	Paddy and non-paddy soils	5–6.5	20–50	Wood Manure	250–400	0.5–1	< 5	> 60
Atrazine	Paddy and non-paddy soils	5–6.5	20–50	Wood Manure	250–400	0.5–1	< 5	> 60
PAHs	Paddy and non-paddy soils	5–6.5	20–50	Wood Sewage sludge	500–800	0.5–1	5–6	> 60

SMX Wood and manure-based biochars with high porosity may be most suitable for SMX sorption through pore filling. A suitable biochar for SMX sorption should also have abundant functional groups to enhance polar interactions between polar SMX and biochar. Lower temperature biochars (< 400 °C) which have many functional groups are therefore preferred (Table 2). Some studies even recommend pyrolysis temperatures as low as 150 °C (Sun et al. 2011). The biochars may also be associated with inorganic minerals (e.g., Mg, Ca) which also enhance SMX sorption (Yao et al. 2012). Low pH (< 5) is preferred; however, the formation of charge-assisted H bond on low-temperature biochars also enhances sorption of SMX even at higher pH values (Lian et al. 2014).

Atrazine Like SMX, wood and manure-based biochars are suitable for atrazine removal because of their high porosity which favors pore filling. These biochars should also be pyrolysed at low temperature (e.g., 300 °C) to retain some residual organic matter where atrazine is easily partitioned (Loganathan et al. 2009). Manure biochars are also rich in minerals and high surface carbon which is suitable for the sorption of atrazine.

PAHs For the sorption of PAHs, wood-based biochars pyrolysed at higher temperatures (500–800 °C) (Table 2) are most suitable because they offer hydrophobic surfaces on which PAHs are easily partitioned (Fang et al. 2013). Sun et al. (2013) suggested that the biochars could be de-ashed to remove excess minerals and opening up many more hydrophobic sorption sites for PAHs. Although the hydrophobicity of sewage sludge biochar is not significant, it is still highly recommended for the sorption of PAHs because sewage sludge can easily stimulate soil microbial activity with the

growth of microorganisms capable of degrading PAHs (Ter Laak et al. 2006).

7 Conclusions and future perspectives

Research on biochar has grown over the years with significant focus on its properties and how they affect its ability to immobilize both organic and inorganic contaminants. Biochar remains an impressive alternative in soil remediation. Few biochars may be inefficient in soil contaminant removal especially in As remediation, but the majority of biochars achieve significant sorption results (often greater than 50%) when used in the soil remediation. The interaction between biochar and contaminants is governed by processes such as electrostatic attraction, precipitation, complexation, and microbial activity, and these strongly depend on biochar's precursor material, pyrolysis temperature, and the characteristics of the contaminants such as K_{OW} and polarity. The sorption of contaminants in the laboratory or greenhouse under controlled conditions is always significantly higher than sorption in the field under natural conditions. In the field, temperature, rainfall, wind, pH, etc. are harder to control and have significant influence on the sorption capacity of biochars.

Many studies have been done on biochar interaction with biochar in soil. However, very few of these studies have been field-based. More studies with greater focus on soil remediation in the field under natural conditions are therefore required to fully understand the behavior of biochar under such circumstances. A wide range of biochars with different physicochemical properties have been tested for their sorption capacities on contaminants both in soil and water. There is no conclusive evidence that best biochars for target contaminants exist.

Significant work is required to ensure case-specific and precision in the use of biochar with respect to biochar type, preparation conditions, application rate, application time, and recovery procedures. The quantity and quality as well as the type of biochar that can be accommodated by a particular soil type without interrupting its normal function also needs further investigation. While it is important to fully understand the mechanisms of retention of contaminant ions on biochar, it is also important to understand the coordination of these mechanisms (i.e., whether they work independently on each other or complementarily). Further work is also needed to clarify this aspect. Currently, what happens to diverse biochar particles over long time scales remains uncertain given that biochar is highly resistant to biological decay. More long-term, real-time studies are required to understand the transportation and transformation of nanoscale biochar particles.

Acknowledgements This study was financially supported by the National Key Research and Development Program of China (2016YFD0800400, 2017YFD0800303), the National Natural Science Foundation of China (No. 41571130062, 41371459), and CAS-TWAS president's fellowship for postgraduate studies.

Compliance with ethical standards

Conflict of interest The authors declare no competing financial interests.

References

- Agrafioti E, Kalderis D, Diamadopoulos E (2014a) Arsenic and chromium removal from water using biochars derived from rice husk, organic solid wastes and sewage sludge. *J Environ Manag* 133:309–314
- Agrafioti E, Kalderis D, Diamadopoulos E (2014b) Ca and Fe modified biochars as adsorbents of arsenic and chromium in aqueous solutions. *J Environ Manag* 146:444–450
- Ahiduzzaman M, Islam AS (2016) Preparation of porous bio-char and activated carbon from rice husk by leaching ash and chemical activation. *SpringerPlus* 5:1248
- Ahmad M, Rajapaksha AU, Lim JE, Zhang M, Bolan N, Mohan D, Vithanage MS, Lee S, Ok YS (2014) Biochar as a sorbent for contaminant management in soil and water: a review. *Chemosphere* 99:19–23
- Ahmed S, Chughtai S, Keane MA (1998) The removal of cadmium and lead from aqueous solution by ion exchange with Na-Y zeolite. *Sep Purif Technol* 13:57–64
- Alfen NKV (ed) (2014) *Encyclopedia of agriculture and food systems*. Davis, USA
- Anyika C, Majid ZA, Ibrahim Z, Zakaria MP, Yahya A (2015) The impact of biochars on sorption and biodegradation of polycyclic aromatic hydrocarbons in soils—a review. *Environ Sci Pollut Res* 22:3314–3341
- Arp PHH, Brown TN, Berger U, Hale S (2017) Ranking REACH registered neutral, ionizable and ionic organic chemicals based on their aquatic persistency and mobility. *Environ Sci Processes Impacts* 19:939–955
- ATSDR (Agency for Toxic Substances and Disease Registry) (2003) Toxicological profile for Atrazine. US Department of Human and Health Services, Washington, D.C.
- ATSDR (Agency for Toxic Substances and Disease Registry) (2011) Toxicological profile for Cadmium. US Department of Human and Health Services, Washington, D.C.
- Avisar D, Lester Y, Ronen D (2009) Sulfamethoxazole contamination of a deep phreatic aquifer. *Sci Total Environ* 407:4278–4282
- Baig SA, Sheng T, Sun C, Xue X, Tan L, Xu X (2014) Arsenic removal from aqueous solutions using Fe₃O₄-HBC composite: effect of calcination on adsorbents performance. *PLoS One* 9:e100704
- Beesley L, Marmiroli M, Pagano L, Pigoni V, Fellet G, Fresno T, Vamerali T, Bandiera M, Marmiroli N (2013) Biochar addition to an arsenic contaminated soil increases arsenic concentrations in the pore water but reduces uptake to tomato plants (*Solanum lycopersicum*). *Sci Total Environ* 454–455:598–603
- Bian R, Joseph S, Cui L, Pan G, Li L, Liu X, Zhang A, Rutledge H, Wonge S, Chia C, Marjo C, Gong B, Munroe P, Donne S (2014) A three-year experiment confirms continuous immobilization of cadmium and lead in contaminated paddy field with biochar amendment. *J Hazard Mater* 272:121–128
- Cao X, Ma L, Gao B, Harris W (2009) Dairy-manure derived biochar effectively sorbs lead and atrazine. *Environ Sci Technol* 43:3285–3291
- Cao X, Ma L, Liang Y, Gao B, Harris W (2011) Simultaneous immobilization of lead and atrazine in contaminated soils using dairy-manure biochar. *Environ Sci Technol* 45:4884–4889
- Chen B, Ding J (2012) Biosorption and biodegradation of phenanthrene and pyrene in sterilized and unsterilized soil slurry systems stimulated by *Phanerochaete chrysosporium*. *J Hazard Mater* 229:159–169
- Chen B, Yuan M (2011) Enhanced sorption of polycyclic aromatic hydrocarbons by soil amended with biochar. *J Soils Sediments* 11:62–71
- Chen H, Gao B, Li H, Ma L (2011) Effects of pH and ionic strength on sulfamethoxazole and ciprofloxacin transport in saturated porous media. *J Contam Hydrol* 126:29–36
- Chen SS, Rotaru AE, Shrestha PM, Malvankar NS, Liu FH, Fan W, Nevin KP, Lovley DR (2014) Promoting interspecies electron transfer with biochar. *Sci Rep* 4:5019
- Chen Y, Han YH, Cao Y, Zhu YG, Rathinasabapathi B, Ma LQ (2017) Arsenic transport in rice and biological solutions to reduce arsenic risk from rice. *Front Plant Sci* 8:268
- Chi T, Zuo J, Liu F (2017) Performance and mechanism for cadmium and lead adsorption from water and soil by corn straw biochar. *Front Environ Sci Eng* 11:15
- Cui L, Yan J, Yang Y, Li L, Quan G, Ding C, Chen T, Fu Q, Chang A (2013) Influence of biochar on microbial activities of heavy metals contaminated paddy fields. *BioResources* 8:5536–5548
- Cui L, Pan G, Li L, Bian R, Liu X, Yan J, Quan G, Ding C, Chen T, Liu Y, Liu Y (2016) Continuous immobilization of cadmium and lead in biochar amended contaminated paddy soil: a five-year field experiment. *Ecol Eng* 93:1–8
- Dai Z, Webster TM, Enders A, Hanley KL, Xu J, Thies JE, Lehmann J (2017a) DNA extraction efficiency from soil as affected by pyrolysis temperature and extractable organic carbon of high-ash biochar. *Soil Biol Biochem* 115:129–136
- Dai Z, Zhang X, Tang C, Muhammad N, Wu J, Brookes PC, Xu J (2017b) Potential role of biochars in decreasing soil acidification—a critical review. *Sci Total Environ* 581:601–611
- Delwiche KB, Lehmann J, Walter MT (2014) Atrazine leaching from biochar-amended soils. *Chemosphere* 95:346–352
- Deng H, Yu H, Chen M, Ge C (2014) Sorption of atrazine in tropical soil by biochar prepared from cassava waste. *BioResources* 9:6627–6643

- Ding Y, Liu Y, Liu S, Huang X, Li Z, Tan X, Zeng G, Zhou L (2017) Potential benefits of biochar in agricultural soils: a review. *Pedosphere* 27:645–661
- Droge S, Goss KU (2012) Effect of sodium and calcium cations on the ion-exchange affinity of organic cations for soil organic matter. *Environ Sci Technol* 46:5894–5901
- Droge ST, Goss KU (2013) Ion-exchange affinity of organic cations to natural organic matter: influence of amine type and nonionic interactions at two different pHs. *Environ Sci Technol* 47:798–806
- Enell A, Lundstedt S, Arp HP, Josefsson S, Cornelissen G, Kleja DB (2016) Combining leaching and passive sampling to measure the mobility and distribution between porewater, DOC, and colloids of native oxy-PAHs, N-PACs, and PAHs in historically contaminated soil. *Environ Sci Technol* 50:11797–11805
- Fabietti G, Biasioli M, Barberis R, Marsan FA (2010) Soil contamination by organic and inorganic pollutants at the regional scale: the case of Piedmont, Italy. *J Soils Sediments* 10:290–300
- Fang Q, Chen B, Lin Y, Guan Y (2013) Aromatic and hydrophobic surfaces of wood-derived biochar enhance perchlorate adsorption via hydrogen bonding to oxygen-containing organic groups. *Environ Sci Technol* 48:279–288
- Fellet G, Marchiol L, Vedove GD, Peressotti A (2011) Application of biochar on mine tailings: effects and perspectives for land reclamation. *Chemosphere* 83:1262–1267
- Feng Z, Zhu L (2018) Sorption of phenanthrene to biochar modified by base. *Front Environ Sci Eng* 12:1
- Ferniza-García F, Amaya-Chávez A, Roa-Morales G, Barrera-Díaz CE (2017) Removal of Pb, Cu, Cd, and Zn present in aqueous solution using coupled electrocoagulation-phytoremediation treatment. *Int J Electrochem* 2017:7681451 11 pp
- Freddo A, Cai C, Reid BJ (2012) Environmental contextualization of potential toxic elements and polycyclic aromatic hydrocarbons in biochar. *Environ Pollut* 171:18–24
- Galitskaya P, Akhmetzyanova L, Selivanovskaya S (2016) Biochar-carrying hydrocarbon decomposers promote degradation during the early stage of bioremediation. *Biogeosciences* 13:5739–5752
- Goss KU, Schwarzenbach RP (2001) Linear free energy relationships used to evaluate equilibrium partitioning of organic compounds. *Environ Sci Technol* 35:1–9
- Gude JCJ, Rietveld LC, Van Halem D (2017) As (III) oxidation by MnO₂ during groundwater treatment. *Water Res* 111:41–51
- Guo M, Uchimiya SM, He Z (2016) Agricultural and environmental applications of biochar: advances and barriers. *Soil Sci Society of America Inc., Fitchburg*, pp 495–504
- Gupta VK, Nayak A, Agarwal S (2015) Bio-adsorbents for remediation of heavy metals: current status and their future prospects. *Environ Eng Res* 20:1–18
- Gurwick NP, Moore LA, Kelly C, Elias P (2013) A systematic review of biochar research, with a focus on its stability in situ and its promise as a climate mitigation strategy. *PLoS One* 8:e75932
- Hale SE, Lehmann J, Rutherford D, Zimmerman AR, Bachmann RT, Shitumbanuma V, Toole A, Sundkvist KL, Arp HPH, Cornelissen G (2012) Quantifying the total and bioavailable polycyclic aromatic hydrocarbons and dioxins in biochars. *Environ Sci Technol* 46:2830–2838
- Hale SE, Arp HPH, Kupryianchuk D, Cornelissen G (2016) A synthesis of parameters related to the binding of neutral organic compounds to charcoal. *Chemosphere* 144:65–74
- Hammes K, Schmidt MW, Smernik RJ, Currie LA, Ball WP, Nguyen TH, Louchouart P, Houel S, Gustafsson Ö, Elmquist M, Cornelissen G (2007) Comparison of quantification methods to measure fire-derived (black/elemental) carbon in soils and sediments using reference materials from soil, water, sediment and the atmosphere. *Glob Biogeochem Cycles* 21:GB3016
- Han L, Ro KS, Sun K, Sun H, Wang Z, Libra JA, Xing B (2016) New evidence for high sorption capacity of hydrochar for hydrophobic organic pollutants. *Environ Sci Technol* 50:13274–13282
- Hao F, Zhao X, Ouyang W, Lin C, Chen S, Shan Y, Lai X (2013) Molecular structure of corn-cob-derived biochars and the mechanism of atrazine sorption. *Agron J* 105:773–782
- Hartley W, Dickinson NM, Riby P, Lepp NW (2009) Arsenic mobility in brownfield soils amended with green waste compost or biochar and planted with *Miscanthus*. *Environ Pollut* 157:2654–2662
- Herath HMSK, Camps-Arbestain M, Hedley MJ, Kirschbaum MUF, Wang T, Hale R (2015) Experimental evidence for sequestering C with biochar by avoidance of CO₂ emissions from original feedstock and protection of native soil organic matter. *GCB Bioenergy* 7:512–526
- Hilber I, Blum F, Leifeld J, Schmidt HP, Bucheli TD (2012) Quantitative determination of PAHs in biochar: a prerequisite to ensure its quality and safe application. *J Agric Food Chem* 60:3042–3050
- Hilber I, Bastos AC, Loureiro S, Soja G, Marsz A, Cornelissen G, Bucheli TD (2017a) The different faces of biochar: contamination risk versus remediation tool. *J Environ Eng Landsc Manag* 25:86–104
- Hilber I, Mayer P, Gouliarmou V, Hale SE, Cornelissen G, Schmidt HP, Bucheli TD (2017b) Bioavailability and bioaccessibility of polycyclic aromatic hydrocarbons from (post-pyrolytically treated) biochars. *Chemosphere* 174:700–707
- Houben D, Evrard L, Sonnet P (2013) Beneficial effects of biochar application to contaminated soils on the bioavailability of Cd, Pb and Zn and the biomass production of rapeseed (*Brassica napus*). *Biomass Bioenergy* 57:196–204
- Huggins TM, Haeger A, Biffinger JC, Ren ZJ (2016) Granular biochar compared with activated carbon for wastewater treatment and resource recovery. *Water Res* 94:225–232
- Jin H, Capareda S, Chang Z, Gao J, Xu Y, Zhang J (2014) Biochar pyrolytically produced from municipal solid wastes for aqueous As(V) removal: adsorption property and its improvement with KOH activation. *Bioresour Technol* 169:622–629
- Kołtowski M, Charmas B, Skubiszewska-Zięba J, Oleszczuk P (2017) Effect of biochar activation by different methods on toxicity of soil contaminated by industrial activity. *Ecotoxicol Environ Saf* 136:119–125
- Kookana RS, Sarmah AKL, Zwieter V, Krull E, Singh B (2011) Biochar application to soil: agronomic and environmental benefits and unintended consequences. *Adv Agron* 112:103–143
- Lehmann J, Joseph S (eds) (2009) *Biochar for environmental management: science and technology*, 1st edn. Earthscan, London
- Lehmann J, Joseph S (eds) (2015) *Biochar for environmental management: science, technology and implementation*, 2nd edn. Routledge, London
- Lehmann J, Rillig MC, Thies J, Masiello CA, Hockaday WC, Crowley D (2011) Biochar effects on soil biota—a review. *Soil Biol Biochem* 43:1812–1836
- Li X, Shen Q, Zhang D, Mei X, Ran W, Xu Y, Yu G (2013) Functional groups determine biochar properties (pH and EC) as studied by two-dimensional ¹³C NMR correlation spectroscopy. *PLoS One* 8:e65949
- Li T, Han X, Liang C, Shohag MJ, Yang X (2015) Sorption of sulphamethoxazole by the biochars derived from rice straw and alligator flag. *Environ Technol* 36:245–253
- Li H, Liu Y, Chen Y, Wang S, Wang M, Xie T, Wang G (2016) Biochar amendment immobilizes lead in rice paddy soils and reduces its phyto-availability. *Sci Rep* 6:31616
- Li H, Dong X, Silva EB, Oliveira LM, Chen Y, Ma LQ (2017) Mechanisms of metal sorption by biochars: biochar characteristics and modifications. *Chemosphere* 178:466–478

- Lian F, Sun B, Song Z, Zhu L, Qi X, Xing B (2014) Physicochemical properties of herb-residue biochar and its sorption to ionizable antibiotic sulfamethoxazole. *Chem Eng J* 248:128–134
- Libra JA, Ro KS, Kammann C, Funke A, Berge ND, Neubauer Y, Titirici MM, Fühner C, Bens O, Kern J, Emmerich KH (2011) Hydrothermal carbonization of biomass residuals: a comparative review of the chemistry, processes and applications of wet and dry pyrolysis. *Biofuels* 2:71–106
- Liu WJ, Jiang H, Yu HQ (2015) Development of biochar-based functional materials: toward a sustainable platform carbon material. *Chem Rev* 115:12251–12285
- Liu S, Huang B, Chai L, Liu Y, Zeng G, Wang X, Wei Z, Meirong S, Jiaqin D, Zhou Z (2017) Enhancement of As (v) adsorption from aqueous solution by a magnetic chitosan/biochar composite. *RSC Adv* 7:10891–10900
- Loganathan VA, Feng Y, Sheng GD, Clement TP (2009) Crop-residue-derived char influences sorption, desorption and bioavailability of atrazine in soils. *Soil Sci Soc Am J* 73:967–974
- Lu K, Yang X, Shen J, Robinson B, Huang H, Liu D, Bolan N, Pei J, Wang H (2014) Effect of bamboo and rice straw biochars on the bioavailability of Cd, Cu, Pb and Zn to *Sedum plumbizincicola*. *Agric Ecosyst Environ* 191:124–132
- Major J (2010) Guidelines on practical aspects of biochar application to field soil in various soil management systems. International Biochar Initiative, Westerville
- Manning BA, Fendorf SE, Bostick B, Suarez DL (2002) Arsenic (III) oxidation and arsenic (V) adsorption reactions on synthetic birnessite. *Environ Sci Technol* 36:976–981
- Manya JJ (2012) Pyrolysis for biochar purposes: a review to establish current knowledge gaps and research needs. *Environ Sci Technol* 46:7939–7954
- McLaughlin H, Anderson PS, Shields FE, Reed TB (2009) All biochars are not created equal, and how to tell them apart. IBI Conference, Boulder Colorado
- Nag SK, Kookana R, Smith L, Krull E, Macdonald LM, Gill G (2011) Poor efficacy of herbicides in biochar-amended soils as affected by their chemistry and mode of action. *Chemosphere* 84:1572–1577
- Najar AM, Tidmarsh IS, Ward MD (2010) Lead (II) complexes of bis- and tris-bidentate compartmental ligands based on pyridyl-pyrazole and pyridyl-triazole fragments: coordination networks and a discrete dimeric box. *CrystEngComm* 12:3642–3650
- Nartey O, Zhao B (2014) Biochar preparation, characterization and adsorptive capacity and its effects on bioavailability of contaminants: an overview. *Adv Mater Sci Eng* 2014:715398 12 pp
- Ni N, Song Y, Shi R, Liu Z, Bian Y, Wang F, Yang X, Gu C, Jiang X (2017) Biochar reduces the bioaccumulation of PAHs from soil to carrot (*Daucus carota* L.) in the rhizosphere: a mechanism study. *Sci Total Environ* 601:1015–1023
- Ogbonnaya U, Semple KT (2013) Impact of biochar on organic contaminants in soil: a tool for mitigating risk? *Agronomy* 3:349–375
- Ogbonnaya UO, Thomas J, Fasina SA, Semple KT (2016) Impact of two contrasting biochars on the bio-accessibility of ¹⁴C-naphthalene in soil. *Environ Technol Innov* 6:80–93
- Pan JJ, Jiang J, Qian W, Xu R (2015) Arsenate adsorption from aqueous solution onto Fe(III)-modified crop straw biochars. *Environ Eng Sci* 32:922–929
- Park JH, Choppala G, Lee SJ, Bolan N, Chung JW, Edraki M (2013a) Comparative sorption of Pb and Cd by biochars and its implication for metal immobilization in soils. *Water Air Soil Pollut* 224:1711
- Park J, Hung I, Gan Z, Rojas OJ, Lim KH, Park S (2013b) Activated carbon from biochar: influence of its physicochemical properties on the sorption characteristics of phenanthrene. *Bioresour Technol* 149:383–389
- Paz-Ferreiro J, Lu H, Fu S, Mendez A, Gasco G (2014) Use of phytoremediation and biochar to remediate heavy metal polluted soils: a review. *Solid Earth* 5:65–75
- Pignatello JJ, Mitch WA, Xu W (2017) Activity and reactivity of pyrogenic carbonaceous matter toward organic compounds. *Environ Sci Technol* 51:8893–8908
- Qian K, Kumar A, Zhang H, Bellmer D, Huhnke R (2015) Recent advances in the utilization of biochar. *Renew Sust Energy Rev* 42:1055–1064
- Rajapaksha AU, Chen SS, Tsang DCW, Zhang M, Vithanage M, Mandal S, Gao B, Bolan NS, Ok YS (2016) Engineered/designer biochar for contaminant removal/immobilization from soil and water: potential and implication of biochar modification. *Chemosphere* 148:276–291
- Rawal A, Joseph SD, Hook JM, Chia CH, Munroe PR, Donne S, Lin Y, Phelan D, Mitchell DR, Pace B, Horvat J, Webber JB (2016) Mineral–biochar composites: molecular structure and porosity. *Environ Sci Technol* 50:7706–7714
- Reddy K, Xie T, Dastgheibi S (2014) Evaluation of biochar as a potential filter media for the removal of mixed contaminants from urban storm water runoff. *J Environ Eng* 140:1943–7870
- Reemtsma T, Berger U, Arp HPH, Gallard H, Knepper TP, Neumann M, Quintana JB, Voigt PD (2016) Mind the gap: persistent and mobile organic compounds–water contaminants that slip through. *Environ Sci Technol* 50:10308–10315
- Rombolà AG, Meredith W, Snape CE, Baront S, Genesio L, Vaccari FP, Franco M, Fabbri D (2015) Fate of soil organic carbon and polycyclic aromatic hydrocarbons in a vineyard soil treated with biochar. *Environ Sci Technol* 49:11037–11044
- Samsuri AW, Zadeh FS, Bardan BJ (2013) Adsorption of As(III) and As(V) by Fe coated biochars and biochars produced from empty fruit bunch and rice husk. *J Environ Chem Eng* 1:981–988
- Shimabuku KK, Kearns JP, Martinez JE, Mahoney RB, Moreno-Vasquez L, Summers RS (2016) Biochar sorbents for sulfamethoxazole removal from surface water, stormwater, and wastewater effluent. *Water Res* 96:236–245
- Silvani L, Vrhotova B, Kastanek P, Demnerova K, Pettiti I, Papini MP (2017) Characterizing biochar as alternative sorbent for oil spill remediation. *Sci Rep* 7
- Singh B, Fang Y, Cowie BCC, Thomsen L (2014) NEXAFS and XPS characterization of carbon functional groups of fresh and aged biochars. *Org Geochem* 77:1–10
- Soni N, Leon RG, Erickson JE, Ferrell JA, Silveira ML (2015) Biochar decreases atrazine and pendimethalin preemergence herbicidal activity. *Weed Technol* 29:359–366
- Spokas KA, Novak JM, Masiello CA, Johnson MG, Colosky EC, Ippolito JA, Trigo C (2014) Physical disintegration of biochar: an overlooked process. *Environ Sci Technol Lett* 1:326–332
- Sposito G (2008) The chemistry of soils. Oxford University Press, New York
- Srinivasan P, Sarmah AK (2015) Characterisation of agricultural waste-derived biochars and their sorption potential for sulfamethoxazole in pasture soil: a spectroscopic investigation. *Sci Total Environ* 502:471–480
- Stefaniuk M, Oleszczuk P, Różyło K (2017) Co-application of sewage sludge with biochar increases disappearance of polycyclic aromatic hydrocarbons from fertilized soil in long term field experiment. *Sci Total Environ* 599:854–862
- Sun K, Keiluweit M, Kleber M, Pan Z, Xing B (2011) Sorption of fluorinated herbicides to plant biomass-derived biochars as a function of molecular structure. *Bioresour Technol* 102:9897–9903
- Sun K, Kang M, Zhang Z, Jin J, Wang Z, Pan Z, Dongyu X, Wu F, Xing B (2013) Impact of deashing treatment on biochar structural properties and potential sorption mechanisms of phenanthrene. *Environ Sci Technol* 47:11473–11481
- Tamtam F, Oort F, Bot B, Dinh T, Mompelat S, Chevreuil M, Lamy I, Thiry M (2011) Assessing the fate of antibiotic contaminants in metal contaminated soils four years after cessation of long-term waste water irrigation. *Sci Total Environ* 409:540–547

- Tan X, Liu Y, Zeng G, Wang X, Hu X, Gu Y, Yang Z (2015) Application of biochar for the removal of pollutants from aqueous solutions. *Chemosphere* 125:70–85
- Tan G, Sun W, Xu Y, Wang H, Xu N (2016) Sorption of mercury(II) and atrazine by biochar, modified biochars and biochar based activated carbon in aqueous solution. *Bioresour Technol* 211:727–735
- Ter Laak TL, Barendregt A, Hermens JL (2006) Freely dissolved pore water concentrations and sorption coefficients of PAHs in spiked, aged, and field-contaminated soils. *Environ Sci Technol* 40:2184–2190
- Tran HN, You SJ, Chao HP (2016) Effect of pyrolysis temperatures and times on the adsorption of cadmium onto orange peel derived biochar. *Waste Manag Res* 34:129–138
- Tracy MM, Higgins JB (2007) Collection of simulated XRD powder patterns for zeolites fifth (5th)? revised edition. Elsevier, New York
- Tripathi M, Sahu JN, Ganesan P (2016) Effect of process parameters on production of biochar from biomass waste through pyrolysis: a review. *Renew Sustain Energy Rev* 55:467–481
- Tsai WT, Liu SC, Chen HR, Chang YM, Tsai YL (2012) Textural and chemical properties of swine-manure-derived biochar pertinent to its potential use as a soil amendment. *Chemosphere* 89:198–203
- Uchimiya M (2014) Influence of pH, ionic strength, and multidentate ligand on the interaction of Cd with biochars. *ACS Sustain Chem Eng* 4:2019–2027
- Uchimiya M, Wartelle LH, Klasson KT, Fortier CA, Lima IM (2011a) Influence of pyrolysis temperature on biochar property and function as a heavy metal sorbent in soil. *J Agric Food Chem* 59:2501–2510
- Uchimiya M, Chang S, Klasson KT (2011b) Screening biochars for heavy metal retention in soil: role of oxygen functional groups. *J Hazard Mater* 190:432–441
- Uchimiya M, Bannon DI, Wartelle LH, Lima IM, Klasson KT (2012) Lead retention by broiler litter biochars in small arms range soil: impact of pyrolysis temperature. *J Agric Food Chem* 60:5035–5044
- Ungureanu G, Santos S, Boaventura R, Botelho C (2015) Arsenic and antimony in water and wastewater: overview of removal techniques with special reference to latest advances in adsorption. *J Environ Manag* 151:326–342
- Wang D, Zhang W, Hao X, Zhou D (2013) Transport of biochar particles in saturated granular media: effects of pyrolysis temperature and particle size. *Environ Sci Technol* 47:821–828
- Wang Z, Liu G, Zheng H, Li F, Ngo HH, Guo W, Liu C, Chen L, Xing B (2014) Investigating the mechanisms of biochar's removal of lead from solution. *Bioresour Technol* 177:308–317
- Wang S, Gao B, Li Y, Mosa A, Zimmerman AR, Ma LQ, Harris WG, Migliaccio KW (2015a) Manganese oxide-modified biochars: preparation, characterization, and sorption of arsenate and lead. *Bioresour Technol* 181:13–17
- Wang X, Peng B, Tan C, Ma L, Rathinasabapathi B (2015b) Recent advances in arsenic bioavailability, transport, and speciation in rice. *Environ Sci Pollut Res* 22:5742–5750
- Wang M, Zhu Y, Cheng L, Anderson B, Zhao X, Wang D, Ding A (2018) Review on utilization of biochar for metal-contaminated soil and sediment remediation. *J Environ Sci* 63:156–173
- Waqas M, Li G, Khan S, Shamsad I, Reid BJ, Qamar Z, Chao C (2015) Application of sewage sludge and sewage sludge biochar to reduce polycyclic aromatic hydrocarbons (PAH) and potentially toxic elements (PTE) accumulation in tomato. *Environ Sci Pollut Res* 22:12114–12123
- Wu M, Pan B, Zhang D, Xiao D, Li H, Wang C, Ning P (2013) The sorption of organic contaminants on biochars derived from sediments with high organic carbon content. *Chemosphere* 90:782–788
- Xiao L, Bi E, Du B, Zhao X, Xing C (2014) Surface characterization of maize straw-derived biochars and their sorption performance for MTBE and benzene. *Environ Earth Sci* 71:5195–5205
- Xiong B, Zhang Y, Hou Y, Arp HPH, Reid BJ, Cai C (2017) Enhanced biodegradation of PAHs in historically contaminated soil by *M. gilvum* inoculated biochar. *Chemosphere* 182:316–324
- Xu RK, Zhao AZ (2013) Effects of biochars on the adsorption of Cu(II), Pb(II) and Cd(II) by three variable charge soils from southern China. *Environ Sci Pollut Res* 20:8491–8501
- Xu HJ, Wang XH, Li H, Yao HY, Su JQ, Zhu YG (2014) Biochar impacts soil microbial community composition and nitrogen cycling in an acidic soil planted with rape. *Environ Sci Technol* 48:9391–9399
- Xu P, Sun CX, Ye XZ, Xiao WD, Zhang Q, Wang Q (2016) The effect of biochar and crop straws on heavy metal bioavailability and plant accumulation in a Cd and Pb polluted soil. *Ecotoxicol Environ Saf* 132:94–100
- Yamaguchi N, Nakamura T, Dong D, Takahashi Y, Amachi S, Makino T (2011) Arsenic release from flooded paddy soils is influenced by speciation, Eh, pH, and iron dissolution. *Chemosphere* 83:925–932
- Yang F, Zhao L, Gao B, Xu X, Cao X (2016a) The interfacial behavior between biochar and soil minerals and its effect on biochar stability. *Environ Sci Technol* 50:2264–2271
- Yang X, Liu J, McGrouther K, Huang H, Lu K, Guo X, He L, Lin X, Che L, Ye Z, Wang H (2016b) Effect of biochar on the extractability of heavy metals (Cd, Cu, Pb, and Zn) and enzyme activity in soil. *Environ Sci Pollut Res* 23:974–984
- Yao Y, Gao B, Chen H, Jiang L, Inyang M, Zimmerman AR, Cao X, Yang L, Xue Y, Li H (2012) Adsorption of sulfamethoxazole on biochar and its impact on reclaimed water irrigation. *J Hazard Mater* 209–210:408–413
- Yao Y, Gao B, Fang J, Zhang M, Chen H, Zhou Y, Creamer AE, Sun Y, Yang L (2014) Characterization and environmental applications of clay–biochar composites. *Chem Eng J* 242:136–143
- Yavari S, Malakahmad A, Sapari NB (2015) Biochar efficiency in pesticides sorption as a function of production variables—a review. *Environ Sci Pollut Res* 22:13824–13841
- Yokoyama Y, Tanaka K, Takahashi Y (2012) Differences in the immobilization of arsenite and arsenate by calcite. *Geochim Cosmochim Acta* 91:202–219
- Yu L, Yuan Y, Tang J, Wang Y, Zhou S (2015) Biochar as an electron shuttle for reductive dechlorination of pentachlorophenol by *Geobacter sulfurreducens*. *Sci Rep* 5:16221
- Yu Z, Qiu W, Wang F, Lei M, Wang D, Song Z (2017) Effects of manganese oxide-modified biochar composites on arsenic speciation and accumulation in an indica rice (*Oryza sativa*) cultivar. *Chemosphere* 168:341–349
- Zama EF, Zhu YG, Reid BJ, Sun GX (2017) The role of biochar properties in influencing the sorption and desorption of Pb(II), Cd(II) and As(III) in aqueous solution. *J Clean Prod* 148:127–136
- Zand AD, Grathwoh P (2016) Enhanced immobilization of polycyclic aromatic hydrocarbons in contaminated soil using forest wood-derived biochar and activated carbon under saturated conditions, and the importance of biochar particle size. *Pol J Environ Stud* 25:427–441
- Zhang X, Wang H, He L, Lu K, Sarmah A, Li J, Bolan NS, Pei J, Huang H (2013) Using biochar for remediation of soils contaminated with heavy metals and organic pollutants. *Environ Sci Pollut Res* 20:8472–8483
- Zhang W, Zheng J, Zheng P, Qiu R (2015) Atrazine immobilization on sludge derived biochar and the interactive influence of coexisting Pb(II) or Cr(VI) ions. *Chemosphere* 134:438–445
- Zhao L, Cao X, Zheng W, Scott JW, Sharma BK, Chen X (2016) Coprolysis of biomass with phosphate fertilizers to improve biochar carbon retention, slow nutrient release, and stabilize heavy metals in soil. *ACS Sustain Chem Eng* 4:1630–1636
- Zheng RL, Cai C, Liang JH, Huang Q, Chen Z, Huang YZ, Arp HP, Sun GX (2012) The effects of biochars from rice residue on the

- formation of iron plaque and the accumulation of Cd, Zn, Pb, As in rice (*Oryza sativa*) seedlings. *Chemosphere* 89:856–862
- Zheng H, Wang Z, Zhao J, Herbert S, Xing B (2013) Sorption of antibiotic sulfamethoxazole varies with biochars produced at different temperatures. *Environ Pollut* 181:60–67
- Zheng R, Chen Z, Cai C, Tie B, Liu X, Reid BJ, Huang Q, Lei M, Sun G, Baltrėnaitė E (2015) Mitigating heavy metal accumulation into rice (*Oryza sativa*) using biochar amendment—a field experiment in Hunan, China. *Environ Sci Pollut Res* 22:11097–11108
- Zhu YG, Su JQ, Cao Z, Xue K, Quensen J, Guo GX, Yang YF, Zhou J, Chu HY, Tiedje JM (2016) A buried Neolithic paddy soil reveals loss of microbial functional diversity after modern rice cultivation. *Sci Bull* 61:1052–1060
- Zhu X, Chen B, Zhu L, Xing B (2017) Effects and mechanisms of biochar-microbe interactions in soil improvement and pollution remediation: a review. *Environ Pollut* 227:98–115