



# Fall Detection Using LSTM and Transfer Learning

Ayesha Butt<sup>1</sup> · Sanam Narejo<sup>1</sup>  · Muhammad Rizwan Anjum<sup>2</sup> ·  
Muhammad Usman Yonus<sup>3</sup> · Mashal Memon<sup>1</sup> · Arbab Ali Samejo<sup>1</sup>

Accepted: 28 May 2022 / Published online: 22 June 2022

© The Author(s), under exclusive licence to Springer Science+Business Media, LLC, part of Springer Nature 2022

## Abstract

Prior detection for high risk of falls in elderly people is an essential and challenging task. Wearable sensors have already proven as beneficial resource in monitoring daily living activities. Sensors worn on body such as gyroscope, accelerometer can provide a valuable input into detection of fall. In our research, we have implemented the deep learning methods, and analyzed that they are suitable for extracted features from sensors data i.e. accelerometer, gyroscope that evaluate fall risks. We used a publicly available dataset that is based on different daily living activities of elderly people. Furthermore, to conduct the comparative analysis, the performance of two deep learning architectures, the Long short-term memory (LSTM) and CNN based Transfer learning is considered. We also observed that CNN-transfer learning resulted in optimal performance quantitatively bearing 98% accuracy, we summarized that deep learning architectures are very effective in multi-task learning and are capable to effectively predict the high risk of human falls in the terms of wearable sensors.

**Keywords** Fall detection · Convolutional Neural Networks · Transfer Learning · Spatio-temporal data

---

✉ Sanam Narejo  
sanam.narejo@faculty.muet.edu.pk

Muhammad Rizwan Anjum  
enr.muhammadrizwan@gmail.com

Muhammad Usman Yonus  
usman1644@googlemail.com

<sup>1</sup> Department of Computer Systems Engineering, Mehran University of Engineering and Technology, Jamshoro, Pakistan

<sup>2</sup> Department of Electronic Engineering, The Islamia University of Bahawalpur, Bahawalpur 63100, Pakistan

<sup>3</sup> Ecole Mathématiques, Informatique, Télécommunications de Toulouse, Université de Toulouse, Toulouse, France

## 1 Introduction

In recent years, technology has become increasingly dominant in the healthcare sector. Geriatric healthcare has gained wide significance due to the advances in the field of medicine and improved population demographics [1–3]. Machine learning applications in geriatric healthcare embrace vital signs monitoring, analyzing sleep patterns, performing behavioural tests, and detecting falls. In fall detection, machine learning assists in efficient detection of falls based on patterns of behaviour of the subject. The machine learning classifiers or models for fall detection work upon the datasets collected by either sensor [4–8] or captured with [9–12] camera.

Human Falls are one of the most common health issues among the elderly, resulting in a lower quality of life as well as higher mortality and increased morbidity. Additionally, the public health service bears a significant financial burden as a result of falls. A human fall may include risk factors as, cognitive decline, weak muscles, unsteady gait and further results in intake of psychoactive medications. The timely diagnosis and management of fall risk factors can greatly decrease the chances of future falls [13, 14]. History of falls, as well as gait and balance disorders, have been established as strong predictors among these factors.

According to the World Health Organization (WHO), falls are the second major source of unintended, unexpected or accidental mortality [13]. Due to the accidental occurrence of fall, elderly people can suffer weak muscles, permanent dysfunction, painful treatment, and a loss of a life of independence or even more worst situations. Prior and early detection of fall can reduce the risk of future incidents.

Recently, researchers of both the fields i.e. technological and medical are working on this, and have attempted to reduce the chance of falling and cope up with these situations, by providing the better care upon recursive happening of a fall. Falls are without a doubt one of the most serious accidents that can occur in the elderly. Falls can influence the life of elderly people by resulting in several unpredictable conditions and health issues such as spinal cord surgery, fractures. One very important concern of falling is the “long lie”. It can be defined as when a person fall on the floor and spend prolong period because they are unable to get up, this causes death. Elderly people suffers a lot due to fatal falls. Research shows that approximately every year 646k elderly people die from fall, in which 80% are belong to the low middle-income countries [14]. The death rate is increasing day by day due to this unintentional fall of human, according to the research in the USA approx. 30k aged people more than age 65 died due to this incident of fall during the year of 2016 [15]. It is also observed that the death rate of aged men are more than the aged women due to Falls [16].

There are lot of reasons of falls, some elderly people face it due to the obesity illness, diabetes, loss of limb or due to vascular diseases [17]. Some of them occurs due to the physical injuries. Apart from this, some elderly facing the psychological issues that include anxiety, depression, disorder activity and fear of falling.

The perception and anxiety related to falling is the most common psychological problem among the elderly., because of this, they restrict their self or their daily activities. According to a study, 60 percent of elderly people limit their behaviours due to a fear of dropping [18]. Muscle weakening occurs as a result of these activity restrictions, affecting power and independence. As a consequence, the fall can occur recursively. As the age is increasing, human body is getting weaker day by day. Approximately 30-50% of elderly people residing in care centers fall each year and 40% of them are facing the fall repeatedly [19].

The occurrence of fall incidents, such as, fractures, spinal cord incidents, vertebral bone injuries, pelvic bone injuries are increased up to the 131% over the past two or three decades [19]. It is estimated that by 2050, at least one out of every five people will be 65 or older [20], meaning that if preventative steps are not taken, a large number of elderly people will experience incident of falls significantly.

The effects of a fall are not limited to serious physical injury, but can include psychological issues. These psychological concerns consist of activity disorder, anxiety, depression, fear of falling and factitious activity restriction. [21]

Fall prediction is a method of estimating the probability of a possible fall. The risk of falling is assessed in a clinical setting using a questionnaire and various functional measures, for example, performance oriented mobility assessment (POMA)[20], Timed up and Go(TUG) [19],balance berg test[19]. Although these tests are very much helpful and provide a good indication of performance.

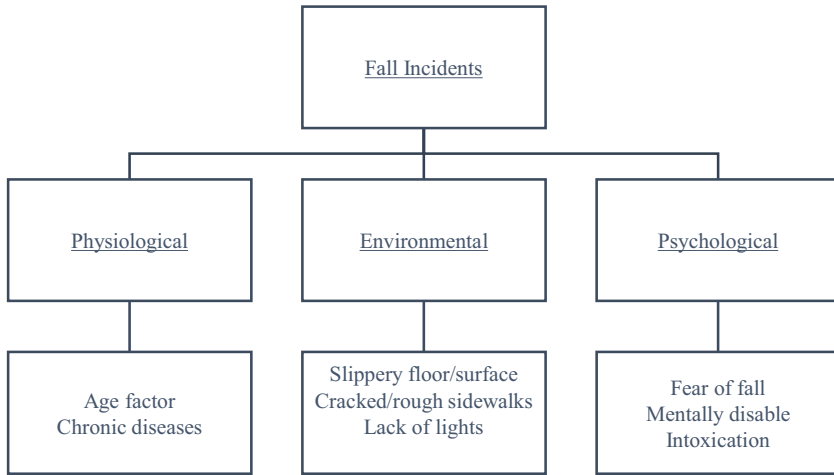
Furthermore, the major and long-term effects of falling can be lowered by predicting the causes of falls earlier and offering prompt medical assistance. As a result, a fall detection system can help to alleviate these issues by producing a warning when a fall occurs.

A lot of research has already been done in this field to find out the solution of this problem, some authors proposed the fall detection system by using different sensors individually, i.e gyroscope and accelerator, these sensors hold a significant role in detecting activities. Additionally, due to sensors privacy issues don't get occur, thus researchers detected the activities easily with mobile sensors. Nevertheless, few proposed the system with only Activities of daily living (ADL), many of them work on few of the activities, and some of the system not recognize the difference between the incident of fall and Activity of daily living. In deep learning, Convolutional neural networks have already proven state of the art results in most of the classification problems. Recurrent neural networks, such as, Long short-term memory (LSTM) have shown to be most successful models in sequential data or historical information, for example, recognizing the human activities.

The rest of the manuscript is as following. Section II presents the factors affecting the risk of falls. Section III indicates the Related Work. In section IV different methods for fall prediction are summarized and section V communicates the Methodology. In subsequent part, Experiments and Results are discussed.

## 2 Factors that Affecting the Risks of Falls

There are some of the basic factor that affect the fall in elderly people. In general, there are three main factors as shown in Fig. 1. physiological in which elderly are having the age factor and along with that different type of chronic diseases like, spinal cord, vertebral bone injuries etc. In the environmental, environment or ambiance affect the person, if the floor is slippery, or the lack of lighting these factors are also very much affecting in the fall. In the end, psychological in which fear of fall, mentally disable aged people and if the person is drunk so these are the important factors which causes the falls incident.



**Fig. 1** Hierarchy of the factors that affecting the falls

### 3 Related Work

There are different preprocessing techniques or methods that are used in fall monitoring systems. These techniques or methods are based upon the variables taken from the different sensors. In most fall detection systems, two categories of data preprocessing methods are followed. i.e. analytical methods and machine learning.

For fall prediction, analytical methods apply statistical techniques. Some of the well-known analytical approaches include, fuzzy logics [22], thresholding [22, 23], Hidden markov model [24], Bayesian filtering techniques [24]. Among all these methods, most of the researchers performed thresholding for the detection of fall. In this method, fall is predicted when the shape of that specific feature is detected in the signals. Moreover, the work in [25] demonstrate the use of an architectural approach for autonomic healthcare management system for autonomic fall detection using wearables, IoT, and cloud computing. Camera-based systems are used image preprocessing techniques for the fall [26], whereas ambient based systems used sensing techniques for monitoring the data [27].

Machine learning methods are data driven models. These algorithms gain insights intuition from the data. Prior to training the algorithms, a feature set is extracted from the dataset. After training, the model is used for testing. It is evident from literature that few machine learning used for fall prediction are: Artificial Neural Networks (ANNs), Support vector machine (SVM), Naïve bayes, Multilayer perceptron and K-Nearest Neighbors [28]. In [29], the research work is focused on unobtrusive fall detection system. Their proposed implementation, i.e, WiFall produced 90 percent detection precision with SVM classifier.

Additionally, WiFall achieved average 94 percent fall detection precisions using Random Forest algorithm. These algorithms can also be used for predicting and detecting the future falls as well.

In past years, enormous amount of research has already been done by the researchers to explore the different methods that have been proposed in predicting the fall detections. In the area of machine learning, mostly researchers have worked on Support Vector Machine (SVM), decision trees as a classifier for predicting the falls [20, 30]. In [31] author extracted the features of acceleration and angular velocity by using the gradient

histogram and Fourier. Then author used SVM and K Nearest Neighbor (KNN) as a classifier to detect the fall activities of two datasets. In [32] researchers constructed a monitoring system by using six inertial measurements units. After doing analysis, statistical test was chosen to form a feature set, then the researchers used random forest as a classifier to predict the activities, eventually, an overall precision of 84% was achieved.

The researchers in [33] have focused on energy efficiency in fall detection. Data from a 3D accelerometer embedded in a smartphone was selected using amalgamation of threshold-based methods and ML-based algorithms—K-Star, Nave-Bayes, and J48. The authors in [34] applied windowing method to split the sensor signals into time frames. The operation in each window was then categorized using classification algorithms to see if it corresponded to a fall.

The traditional machine learning algorithms rely on manual feature extractions techniques and can vary for each dataset [35, 36]. This is one of the most challenging task in machine learning domain. If the appropriate and meaningful features are not extracted, the model will not be capable to learn the underlying patterns available in data. To deal with this problem, researchers moved to the deep learning algorithms, in which feature extractions is done automatically by training the model and this approach is providing state of the art research. Thus, the successful applications of deep learning models can be seen in image processing, natural language processing, dimensionality reduction, prediction and forecasting. Also, deep learning algorithms are based on variety of various architectures, for instance, Deep Belief Networks (DBNs), Convolutional Neural Networks (CNNs), Recurrent Neural Networks (RNNs), Stacked Auto-encoders (SAEs), Long Short Term Memory (LSTM) and Generative Adversarial Networks (GANs).

In [37] author used a CNN with 3 convolutional layers and 1 fully-connected layer to identify the human falls activities, moreover author used three-axis accelerometer data to covert it in image. In [38] authors proposed a deep learning model for fall detection with LSTM architecture on publicly available dataset i.e. WISDM and they achieved 95% which is quite good, but they work only on one dataset that contain 6 activities. In general, deep learning models are quite complexed, therefore it is difficult to train these architectures. Apart from its remarkable performance, these models are highly computational intensive. In the view of these problems, in our research, we have implemented a CNN-transfer learning with few parameters for fall detection. our model can detect falls very effectively with less computational power and automatically extracted the features.

In [39], author used combination of dataset i.e stimulated and real-world to predict the falls, with several methods such as SMOTE, Balance cascade and ranking models with transfer learning as a classifier, they observed that model trained better with stimulated dataset with the accuracy of 95% .

Additionally, it is evident from the recent research that nowadays the human falls detection system is widely using video data. For instance, in [40] deep learning is used to construct an automatic fall detection system utilising a dataset of falling and non-falling images. The findings demonstrate that the convolutional neural network (CNN) method is preferable for classifying falling and non-falling images. The researchers [41] have utilized video motion data to generate new temporal templates, which are then employed by a convolutional neural network to detect human movements. Moreover, the fall detection is assisted by the temporal template representation computed at the start and finish of the fall event. Technological innovation and emerging softwares, such as Kinect Xbox 360, opens up new avenues for building advanced systems that might be utilised to monitoring older people as they go about their daily lives. Kinect for

Xbox 360 is an inexpensive device. It keeps track of individuals actions. It is utilised by elderly people who are undertaking rehabilitation exercises at home [42].

Table 1 highlights the few specific studies conducted in the domain of fall prediction particularly with sensors. Our main focus is to trained the ML model for identifying the falls more effectively based on input gathered from sensors. Consequently, the related work is summarized in the aforementioned Table 1.

## 4 Research Methodology

In this research deep learning models are developed and trained as classification models for improving the prediction of falls. Among numerous available deep architectures of neural networks, our research focuses on the implementation of LSTM and CNN-Transfer learning. We further evaluate the performance of these implemented networks by giving the comparative analysis with each other and with some other machine learning approaches i.e. LSTM and CNN-transfer learning mentioned in detailed in subsequent section. An appreciable factor of deep learning architectures from these classifiers is automatic feature extraction and learning from data, which come up with the improvement in accuracy of the models. Moreover, these deep learning architectures also improve, optimize and solve the hard steps into several easy steps to tackle the deeper networks. The research methodology followed in this research is shown in Fig. 2. The proposed research work on the fall detection considers training the ML models using a publicly accessible dataset. For the training and testing of the proposed methodology on human fall activities, a publicly accessible dataset was utilized. Initially, data preprocessing is done on the downloaded data. In the next step feature extraction is performed. Subsequently, creating an appropriate model for the falls detection, training and testing the data subsequently measuring the performance.

### 4.1 Data Gathering

Prior to anything the first step of the data driven modeling is to collect the appropriate dataset. The data set used in our research work is publicly available on kaggle (<https://www.kaggle.com/pitasr/falldata>). It is consist of 16 types of ADL and 20 types of falls. It includes the acceleration from the accelerometer sensors, rotation from the gyroscope sensor and orientation and direction from the magnetometer/compass sensor. The dataset contains both the participants (young and elderly). We have also considered another dataset, i.e., UFRD dataset which contain 30 falls activities and 40 Daily living activities.

### 4.2 Data Preprocessing

Once the data is gathered, we progressed to the preprocessing of data. It is imperative to preprocess data in order to remove unnecessary signals, disruptions, and null values from the signals or data. This supports for better classification by using the effective machine learning algorithm. There are different methods and techniques for preprocessing and smoothing purpose, but in this proposed methodology we selected Butterworth filter, Infinite impulse response IIR with the cut-off frequency. This provided a smoother signal, and is less computational intensive.

**Table 1** Related work for falls prediction using Machine learning for data collected from sensors

References	Year	Device category	Methods (Classifiers)	Detection	# of ADL	# of Falls	Sampling rate	dataset	Acc %	Sen %	Spec %
[34]	2010	Sun SPOT wireless sensors	Naïve Bayes	falls	n/a	4	20 Hz	Self-made	100%	87.5%	n/a
[22]	2018	Microsoft Kinect sensor	SVM	Falls and ADLs	11	11	n/a	Tst fall detection and CAD-60	92%	n/a	n/a
[39]	2018	Smart phone sensors	Cnn-transfer learning	Fall and ADL	8	8	N/A	Simulated dataset	95%	n/a	n/a
[39]	2018	Wearable sensors	CNN-transfer learning	Fall and ADL	15	15	20-100 Hz	Farseeing Real-world	95%	n/a	n/a
[6]	2019	Body worn sensors	KNN	Falls and ADL	19	15	n/a	Sisfall	99%	98%	100
[8]	2019	Accelerometer	SVM	ADL and Falls	19	15	40 Hz	Sisfall	99%	n/a	n/a
[5]	2020	Body-worn sensors	Gradient Boosting	Falls and ADL	19	15	n/a	SisFall	98%	98.08%	n/a

n/a: Not appropriately defined

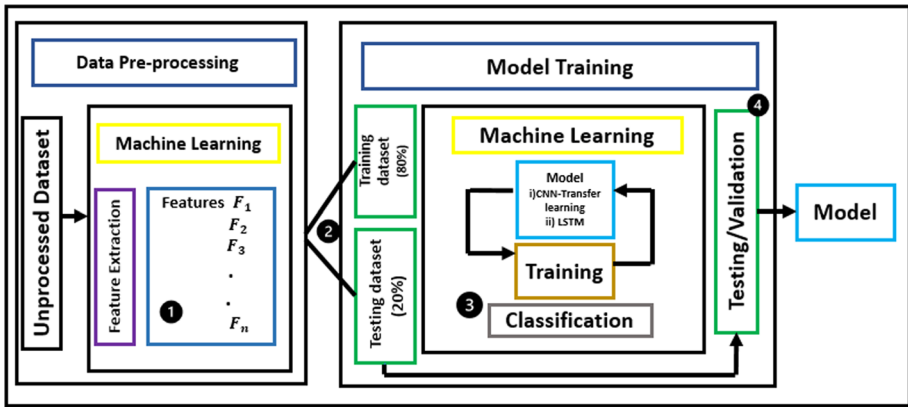


Fig. 2 Work flow diagram of research

### 4.3 Feature Extraction

After the data has been preprocessed, the subsequent phase is to obtain the meaningful representations from data as features. We selected four basic attributes as significant features to represent the data for modelling and training. These are: mean, variance, minimum amplitude and maximum amplitude as mentioned in the Table 2. All of these features are extracted from the three sensors, i.e. accelerometer, gyroscope, magnetometer along with x, y, and z axis. We evaluated the feature extractions for the 15, 120 records (36 motions × 14 volunteers × 5 trials × 6 sensors). Extracted features are shown in the table along with the mathematical equations.

### 4.4 Deep Learning Architectures

For classification and achieving an optimal result, our main focus was to explore the performance of LSTM and CNN-transfer learning. The aim was to achieve best possible accuracy and lowest error rate. The detail explanation of these models are mentioned below.

#### A. Long Short Term Memory (LSTM)

LSTM is basically an extended version of RNN with a multilayer cell structure and a state memory, often termed as internal memory and multiplicative gates. The algorithms used to update the weights in RNNs are often gradient based, which leads to vanishing or exploding gradient problems, which have been shown to be solved with the development of (LSTM). These models are found to be more useful for approximating dynamic structures that deal with time and order-based data like video, audio and signals. Reason for choosing

**Table 2** Significant features along with the mathematical interpretation

Features extracted	Equations
Mean	$\mu = \frac{1}{N} \sum b[k]$
Variance	$\sigma^2 = \frac{1}{N} \sum (b[k] - \mu)^2$
Maximum Amplitude	$\max(b[k])$
Minimum Amplitude	$\min(b[k])$



the LSTM, because it overcomes the vanishing gradient problem in comparison to other sequential models. LSTM are capable for the long-term dependencies [43]. A single LSTM memory cell is further illustrated in Figure 3.

The conventional LSTM architecture [44] is often described mathematically by the composite equations (1), (2), (3), (4), and (5).

$$i_t = \sigma(w_i[h_{t-1}, x_t] + b_i) \tag{1}$$

$$f_t = \sigma(w_f[h_{t-1}, x_t] + b_f) \tag{2}$$

$$O_t = \sigma(W_0[h_{t-1}, x_t] + b_0) \tag{3}$$

$$C_t = f_t * C_{t-1} + i_t * C_t^{\sim} \tag{5}$$

$$ht \approx c_t = \tanh(W_c[h_{t-1}, x_t] + b_c) \tag{3}$$

whereas,  $i$ ,  $f$ ,  $o$  and  $c$  are respectively the input gate, forget gate, output gate and cell activation vectors. The hidden states are denoted by  $h$  and  $w$  indicates the weight matrices from the cell to gate vectors. The  $\sigma$  is the logistic sigmoid function. In Eq. (3)  $\tanh$  is responsible to create the new vector.

In the first experiment, LSTM was trained and developed by 32 neurons as mentioned in Table 2 for parameter settings. We added 3 layers for our model. There are three main gate in our LSTM architecture namely, forget gate, input gate and output gate i.e. ( $O_t$ ,  $f_t$ ,  $i_t$ ). These gates control the activation of the cell  $c_t$  its output  $h_t$ . These blocks consist of one cell at time  $t$  as shown in figure, In our work, we used 1000 epochs. LSTM extract the temporal information very efficiently due to its special network structure. However, when we trained the LSTM layers, each step's output and computation were dependent

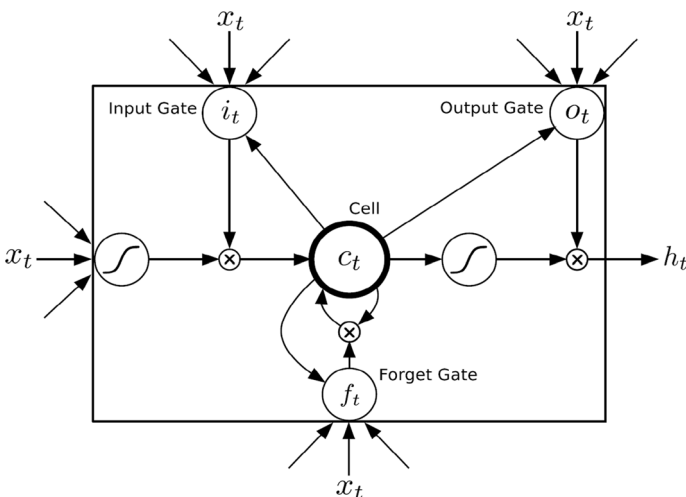


Fig. 3 A single unit of LSTM node

on the output and calculation of previous stages, lowering model training pace. As a result, there were fewer epochs considered. The settings for the remaining model parameters are listed in Table 3.

### B. CNN-Transfer Learning

As it is evident from the literature that there exist a variety of models for image recognition, classification and detection problems. CNN has reached cutting-edge performance in a variety of applications [45–47]. CNN-Transfer learning has recently gained popularity and has attracted much attention in the field of machine learning. Transfer learning boosts performance while allowing for rapid advancement and development. While considering a new task, it is centered on transferring knowledge from a previously learnt activity. It also helps with the generalizations of the next task. We successfully retrained the VGG-16 architecture for human fall detection in this study.

The research work conducted in [48] proposed the VGG16 model, which is a convolutional neural network model. VGG-16 was developed using an image net dataset with approximately 14 million images and 1000 classes. VGG16 was trained on NVIDIA Titan Black GPUs for weeks. Automatically extracting general features for detection, such as textures, corners, and so on, is normal practise in deep learning architecture. The network was able to learn more features that reflected human movements and motions in the second step of retraining the already trained model, which was employed in fall detection. We changed the input layer of an earlier CNN model trained on the ImageNet dataset, where  $224 \times 224$  is the VGG-architecture image input size and 20 is the stack magnitude.

The total number of convolutional layers in this experiment is 5, with each fully linked layer including 16 neurons. Figure 4 depicts the architecture of this model. There are 16 Convolutional and Max Pooling layers in the VGG16 Transfer Learning Model, three Dense layers for the Fully Connected layer, and an output layer. The CNN-transfer learning model was trained using 80% of the dataset, then the trained model was examined to see if the loss function exhibited overfitting or not, and finally the validation test was being used. Finally, 20% of the dataset is selected for validation, as shown in the graph in the next part of the results. Table 4 presents the specifications of following parameters: epochs, minibatch, layers, optimizer, and activation function.

**Table 3** Parameter settings for LSTM model

Parameters		Values
LSTM Architecture	No. of neurons	32
Learning process	Layers	3
	Batch size	190
	Epochs	1000
	Learning rate	0.01
	Optimizer	Adam
Activation function	Sigmoid	

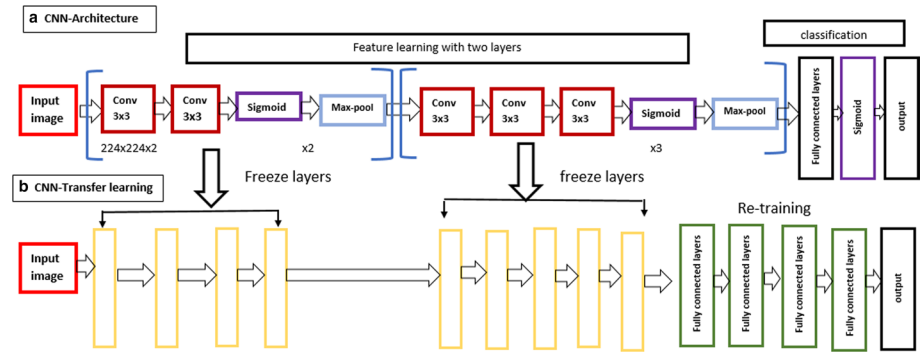


Fig. 4 Working flow of CNN-Transfer learning

Table 4 Parameters setting for CNN-transfer learning

Parameters	Values
Convolutional layer	Filter size 3 × 3
Pooling layer	Filter size 2 × 2
Learning process	Layers 2
	Batch size 100
	Epochs 5 k
	Learning rate 0.001
	Optimizer Adam
Activation function	Sigmoid
Loss function	Cross-entropy loss function

## 5 Experimental Results

The data is further divided as 80% of data for training and 20% of the data for testing. Here we used two dataset for machine learning algorithms, first we predict the accuracy with fall detection dataset using the LSTM algorithm then we used CNN-transfer learning with UFRD dataset, and we achieved an optimal results with this dataset. Finally, we compare the performance two types of Deep neural network (LSTM and CNN-transfer learning).

### 5.1 Experiment 1

In our first experiment, we used the publicly available dataset with state of art model sequential model, i.e, LSTM. Several attempts were made for finding the best optimal LSTM model for human fall detection. Ultimately, the selected model parameters for optimized model are already presented in Table 3. With this model. the 88% accuracy on training set was obtained and 85% on validation as can be seen in Fig. 5.

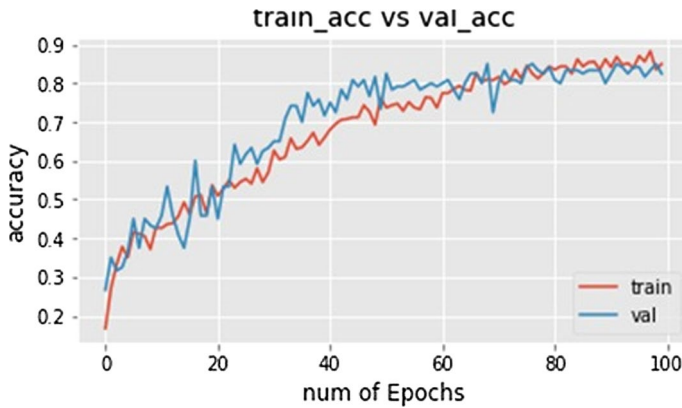


Fig. 5 Training and validation accuracy curves per epoch of LSTM

## 5.2 Experiment 2

The performance of LSTM model was observed satisfactory. Despite the fact that it cost a significant amount of computational resources. As a result, we tried another category of Deep learning architecture, i.e, CNN using transfer learning. For this purpose, pretrained VGG-16 model was considered and the results were more promising. Using the 5K epochs it was further retrained for falls detection. The CNN based transfer learning model achieved 98 % accuracy. The training details can be seen in Fig. 6.

It can be seen from the Table 5 that transfer learning approach outperforms the rest of the other classifiers in terms of accuracy. Moreover, it is evident from the literature that transfer learning significantly reduces the computational overhead and time in comparison to traditional DL approach. The table further demonstrates that with an accuracy of 96% and the lowest error rate, KNN was deemed to be the second most promising model. According to the study and table mentioned above, the proposed Transfer learning model, when trained with the above-mentioned procedure and recommended parameter settings,

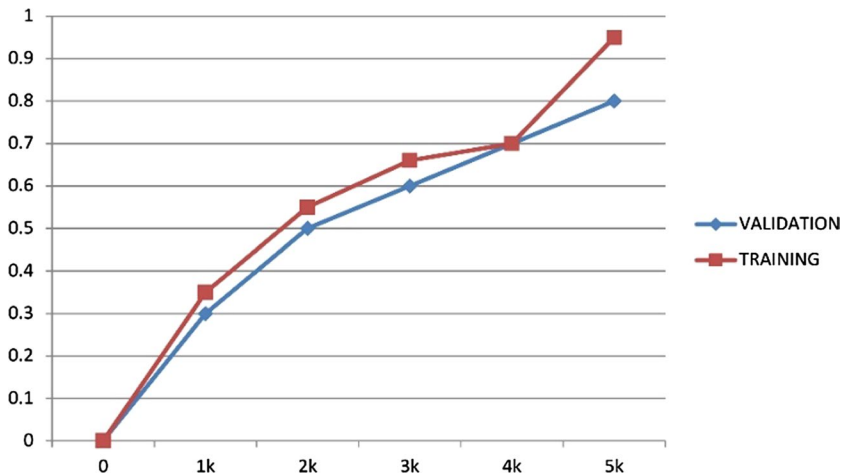


Fig. 6 Training and validation accuracy curves per epoch of CNN-transfer learning model

**Table 5** Comparison with previous research

Models	Accuracy (%)
<b>Proposed Transfer learning model</b>	98
K-nearest neighbors [31]	96
Multilayer perceptron	95
SVM [31]	90
<b>Proposed LSTM model</b>	88
Naïve bayes	88

The bold shows the experiments (implementation) conducted in our research however, the rest are from previous research or literature taken to provide the comparative analysis

outscored other models on the test set with the lowest error rate of 1.2%. Therefore, demonstrating improved performance over the studies mentioned in [31].

The behavior of a Machine learning models is dependent on the behavior and qualities of data provided as input features. The recent advances has proven that data-driven based machine learning has drawn attention and it is the most promising method. However, the change in input data features cause change in model too. Therefore, this change might be desirable sometimes but not always. Consequently, the performance of ML algorithms is influenced by a variety of variables, including the type and location of the sensors, the fall pattern, any associated thresholds, the dataset's characteristics, and probably the preprocessing applied to it. The deep learning models are hierarchical and highly nonlinear models. These giant architectures required a huge set of information in order to train the models accurately. Therefore, sufficient amount of information must always be provided in order to train these models. Since LSTMs are state of the art models for sequential information, thus initially we implemented and train LSTM model. However, the performance of trained model was sufficient but not optimal. The outcomes indicates that this was further improved by using pre-trained architecture and transfer learning.

## 6 Conclusion

In this research, we implemented two machine learning approaches. LSTM and transfer learning to predict the fall detections effectively. The proposed methodology applied the simple feature extraction process on available dataset. The computed features were used to train and validate the machine learning models. The obtained result shows the accuracy with LSTM is 88% and validation accuracy is 83%. Whereas with CNN-transfer learning achieved 98% accuracy. From these experiments, we observed that the CNN-transfer learning shows more promising results than LSTM. Also, the training of LSTM was found computationally intensive as it required more memory as well more rigorous parameters. Thus, it takes longer training time than CNN-transfer learning. It is also evident from comparative analysis that transfer learning outperformed rest of the other traditional models as well. The proposed research using machine learning is completely based on non-intrusive based method. It is well understood that using heavy wearable sensors which results in inconvenience to the subjects might not be a feasible solution. The work done in this research can be further extended in IoT-based ambient assisted living systems (AALS). Additionally, by using the above trained models, it is easier to classify human or patients into a risk

class relevant to the fall probability. This can further support in enabling of assistance by caregivers to elderly people, children or patients immediately.

**Funding** The authors have not disclosed any funding.

**Data Availability** Enquiries about data availability should be directed to the authors.

## Declarations

**Conflict of interest** Authors do not have any conflict of interest.

## References

1. Ba, T., Li, S., & Wei, Y. (2021). A data-driven machine learning integrated wearable medical sensor framework for elderly care service. *Measurement*, *167*, 108383.
2. Anudeep, P., Mourya, P., & Anandhi, T. (2021). Parkinson's disease detection using machine learning techniques. *Advances in Electronics, Communication and Computing* (pp. 483–493). Springer.
3. Javed, A. R., Fahad, L. G., Farhan, A. A., Abbas, S., Srivastava, G., Parizi, R. M., & Khan, M. S. (2021). Automated cognitive health assessment in smart homes using machine learning. *Sustainable Cities and Society*, *65*, 102572.
4. Gjoreski, H., Stankoski, S., Kiprijanovska, I., Nikolovska, A., Mladenovska, N., Trajanoska, M., Velichkovska, B., Gjoreski, M., Luštrek, M. & Gams, M. (2020). Wearable sensors data-fusion and machine-learning method for fall detection and activity recognition. In *Challenges and Trends in Multimodal Fall Detection for Healthcare* (pp. 81–96). Springer.
5. Zurbuchen, N., Bruegger, P., & Wilde, A. (2020). A comparison of machine learning algorithms for fall detection using wearable sensors. In *2020 International Conference on Artificial Intelligence in Information and Communication (ICAIIIC)* (pp. 427–431). IEEE.
6. Hussain, F., Hussain, F., Ehatisham-ul-Haq, M., & Azam, M. A. (2019). Activity-aware fall detection and recognition based on wearable sensors. *IEEE Sensors Journal*, *19*(12), 4528–4536.
7. Santoyo-Ramón, J. A., Casilari, E., & Cano-García, J. M. (2018). Analysis of a smartphone-based architecture with multiple mobility sensors for fall detection with supervised learning. *Sensors*, *18*(4), 1155.
8. Saleh, M., & Jeannès, R. L. B. (2019). Elderly fall detection using wearable sensors: A low cost highly accurate algorithm. *IEEE Sensors Journal*, *19*(8), 3156–3164.
9. De Miguel, K., Brunete, A., Hernando, M., & Gambao, E. (2017). Home camera-based fall detection system for the elderly. *Sensors*, *17*(12), 2864.
10. Asif, U., Mashford, B., Von Cavallar, S., Yohanandan, S., Roy, S., Tang, J., & Harrer, S. (2020). Privacy preserving human fall detection using video data. In *Machine Learning for Health Workshop* (pp. 39–51). PMLR.
11. Tafueeqe, M., Koita, S., Spicher, N., & Deserno, T. M. (2021). Multi-camera, multi-person, and real-time fall detection using long short term memory. In *Medical Imaging 2021: Imaging Informatics for Healthcare, Research, and Applications* (Vol. 11601, p. 1160109). International Society for Optics and Photonics.
12. Shu, F., & Shu, J. (2021). An eight-camera fall detection system using human fall pattern recognition via machine learning by a low-cost android box. *Scientific reports*, *11*(1), 1–17.
13. World Health Organization, World Health Organization. Ageing, & Life Course Unit. (2008). WHO global report on falls prevention in older age. World Health Organization.
14. Bloom, D. E., Boersch-Supan, A., McGee, P., & Seike, A. (2011). Population aging: Facts, challenges, and responses. *Benefits and compensation International*, *41*(1), 22.
15. Burns, E., & Kakara, R. (2018). Deaths from falls among persons aged  $\geq 65$  years—United States, 2007–2016. *Morbidity and Mortality Weekly Report*, *67*(18), 509.
16. Xu, J. (2017). Age-adjusted death rates from unintentional falls among adults aged  $\geq 65$  Years, by Sex—National Vital Statistics System, United States, 2000–2015.

17. Ziegler-Graham, K., MacKenzie, E. J., Ephraim, P. L., Travison, T. G., & Brookmeyer, R. (2008). Estimating the prevalence of limb loss in the United States: 2005 to 2050. *Archives of Physical Medicine and Rehabilitation*, 89(3), 422–429. <https://doi.org/10.1016/j.apmr.2007.11.005>
18. Deshpande, N., Metter, E. J., Lauretani, F., Bandinelli, S., Guralnik, J., & Ferrucci, L. (2008). Activity restriction induced by fear of falling and objective and subjective measures of physical function: A prospective cohort study. *Journal of the American Geriatrics Society*, 56(4), 615–620.
19. Dionyssiotis, Y. (2012). Analyzing the problem of falls among older people. *International Journal of General Medicine*, 5, 805.
20. Ordonez, F. J., Englebienne, G., De Toledo, P., Van Kasteren, T., Sanchis, A., & Kröse, B. (2014). In-home activity recognition: Bayesian inference for hidden Markov models. *IEEE Pervasive Computing*, 13(3), 67–75.
21. Hussain, F., Umair, M. B., Ehatisham-ul-Haq, M., Pires, I. M., Valente, T., Garcia, N. M., & Pombo, N. (2019). An Efficient Machine Learning-based Elderly Fall Detection Algorithm. arXiv preprint arXiv:1911.11976.
22. Anderson, D., Luke, R. H., Keller, J. M., Skubic, M., Rantz, M., & Aud, M. (2009). Linguistic summarization of video for fall detection using voxel person and fuzzy logic. *Computer Vision and Image Understanding*, 113(1), 80–89.
23. Medrano, C., Igual, R., García-Magariño, I., Plaza, I., & Azuara, G. (2017). Combining novelty detectors to improve accelerometer-based fall detection. *Medical & Biological Engineering & Computing*, 55(10), 1849–1858.
24. Šeketa, G., Vugrin, J., & Lacković, I. (2017). Optimal threshold selection for acceleration-based fall detection. In *International Conference on Biomedical and Health Informatics* (pp. 151–155). Springer.
25. Cao, H., Wu, S., Zhou, Z., Lin, C. C., Yang, C. Y., Lee, S. T., & Wu, C. T. (2016). A fall detection method based on acceleration data and hidden Markov model. In *2016 IEEE International Conference on Signal and Image Processing (ICSIP)* (pp. 684–689). IEEE.
26. Debard, G., Mertens, M., Deschodt, M., Vlaeyen, E., Devriendt, E., Dejaeger, E., Milisen, K., Tournoy, J., Croonenborghs, T., Goedemé, T., & Tuytelaars, T. (2016). Camera-based fall detection using real-world versus simulated data: How far are we from the solution? *Journal of Ambient Intelligence and Smart Environments*, 8(2), 149–168.
27. Yazar, A., Erden, F., & Cetin, A. E. (2014). Multi-sensor ambient assisted living system for fall detection. In *Proceedings of the IEEE international conference on acoustics, speech, and signal processing (ICASSP'14)* (pp. 1–3).
28. Howcroft, J., Kofman, J., & Lemaire, E. D. (2017). Prospective fall-risk prediction models for older adults based on wearable sensors. *IEEE Transactions on Neural Systems and Rehabilitation Engineering*, 25(10), 1812–1820.
29. Wang, Y., Wu, K., & Ni, L. M. (2016). Wifall: Device-free fall detection by wireless networks. *IEEE Transactions on Mobile Computing*, 16(2), 581–594.
30. Ozdemir, A. T., Tunc, C., & Hariri, S. (2017, September). Autonomic fall detection system. In *2017 IEEE 2nd International Workshops on Foundations and Applications of Self\* Systems (FAS\* W)* (pp. 166–170). IEEE.
31. Aicha, A. N., Englebienne, G., & Kröse, B. (2018). Continuous measuring of the indoor walking speed of older adults living alone. *Journal of Ambient Intelligence and Humanized Computing*, 9(3), 589–599.
32. Jain, A., & Kanhangad, V. (2018). ‘Human activity classification in smartphones using accelerometer and gyroscope sensors.’ *IEEE Sensors J*, 18(3), 1169–1177.
33. Jalloul, N., Poree, F., Viardot, G., L’Hostis, P., & Carrault, G. (2018). ‘Activity recognition using complex network analysis.’ *IEEE J Biomed Health Informat*, 22(4), 989–1000.
34. Guvensan, M. A., Kansiz, A. O., Camgoz, N. C., Turkmen, H., Yavuz, A. G., & Karsligil, M. E. (2017). An energy-efficient multi-tier architecture for fall detection on smartphones. *Sensors*, 17(7), 1487.
35. Yang, X., Dinh, A., & Chen, L. (2010). A wearable real-time fall detector based on Naive Bayes classifier. In *CCECE 2010* (pp. 1–4). IEEE.
36. Kalsum, T., Mehmood, Z., Kulsoom, F., Chaudhry, H. N., Khan, A. R., Rashid, M., & Saba, T. (2021). Localization and classification of human facial emotions using local intensity order pattern and shape-based texture features. *Journal of Intelligent & Fuzzy Systems*, 40, 9311–9331.
37. Chaudhry, H. N., Javed, Y., Kulsoom, F., Mehmood, Z., Khan, Z. I., Shoaib, U., & Janjua, S. H. (2021). Sentiment analysis of before and after elections: Twitter data of US election 2020. *Electronics*, 10(17), 2082.

38. Amer, M. R., & Todorovic, S. (2015). Sum product networks for activity recognition. *IEEE Transactions on Pattern Analysis and Machine Intelligence*, 38(4), 800–813.
39. Agarwal, P., & Alam, M. (2020). A lightweight deep learning model for human activity recognition on edge devices. *Procedia Computer Science*, 167, 2364–2373.
40. Silva, J., Sousa, I., & Cardoso, J. (2018, July). Transfer learning approach for fall detection with the FARSEEING real-world dataset and simulated falls. In *2018 40th Annual International Conference of the IEEE Engineering in Medicine and Biology Society (EMBC)* (pp. 3509–3512). IEEE.
41. Chouhan, K., Kumar, A., Chakraverti, A. K., & Cholla, R. R. (2022). Human fall detection analysis with image recognition using convolutional neural network approach. In *Proceedings of Trends in Electronics and Health Informatics* (pp. 95–106). Springer.
42. Paul Ijjina, E. (2022). Human Fall Detection in Depth-Videos Using Temporal Templates and Convolutional Neural Networks. In: Tsihrintzis, G.A., Virvou, M., Esposito, A., Jain, L.C. (eds) *Advances in Assistive Technologies Learning and Analytics in Intelligent Systems*, vol 28. Springer.
43. Muralidharan, V., & Vijayalakshmi, V. (2022). A real-time approach of fall detection and rehabilitation in elders using kinect xbox 360 and supervised machine learning algorithm. In S. Smys, V. E. Balas, & R. Palanisamy (Eds.), *Inventive computation and information technologies lecture notes in networks and systems*. (Vol. 336). Springer.
44. Graves, A., Mohamed, A., and Geoffrey Hinton, H. (2013). Speech recognition with deep recurrent neural networks." In *2013 IEEE international conference on acoustics, speech and signal processing*, pp. 6645–6649.
45. Gers, F. A., Schraudolph, N. N., & Schmidhuber, J. (2002). Learning precise timing with LSTM recurrent networks. *Journal of Machine Learning Research*, 3, 115–143.
46. Gorji, A., Bourdoux, A., Pollin, S., & Sahli, H. (2022). Multi-view CNN-LSTM architecture for radar-based human activity recognition. *IEEE Access*, 10, 24509–24519.
47. Andrade-Ambriz, Y. A., Ledesma, S., Ibarra-Manzano, M. A., Oros-Flores, M. I., & Almanza-Ojeda, D. L. (2022). Human activity recognition using temporal convolutional neural network architecture. *Expert Systems with Applications*, 191, 116287.
48. Banjarey, K., Sahu, S. P., & Dewangan, D. K. (2022). Human Activity Recognition Using 1D Convolutional Neural Network. In *Sentimental Analysis and Deep Learning* (pp. 691–702). Springer.
49. Simonyan, K., Zisserman, A. (2015 ). Very deep convolutional networks for large-scale image recognition. In: 3rd International Conference on Learning Representations, ICLR 2015, San Diego, CA, USA, May 7–9, 2015, Conference Track Proceedings, [arXiv:1409.1556](https://arxiv.org/abs/1409.1556)

**Publisher's Note** Springer Nature remains neutral with regard to jurisdictional claims in published maps and institutional affiliations.



**Ayesha Butt** is a student of Masters in engineering in information Technology from Mehran University of Engineering and Technology (MUET), Jamshoro, Pakistan. She received her BE degree in Computer system engineering. Her research interest includes deep learning architectures and machine learning.





**Sanam Narejo** is currently working as Assistant professor in Department of Computer Systems Engineering, Mehran University of Engineering and Technology (MUET), Jamshoro. She has completed her PhD from Politecnico Di Torino, Italy in 2018. She received her Masters degree in Communication Systems and Networking from MUET. Her research interests include Signal and Image Processing, Machine Learning and Deep Learning Architectures. She has also been a member of Italian Society of Neural Networks (SIREN).




**Dr. Engr. Muhammad Rizwan Anjum** received his Ph.D degree from Beijing Institute of Technology, Beijing China in 2015. M. Engg. in Telecommunication and Control Engineering and B.Engg. in Electronic Engineering in 2011 & 2007 respectively from Mehran UET Jamshoro, Pakistan. Presently working as Associate Professor in the Department of Electronic Engineering, The Islamia university of Bahawalpur, Pakistan. He has more than 30 international conferences and journal publications. He is a member of PEC, IEEEEP, IEP, IJPE, UACEE, IACSIT, ICCTD, IACSIT, IAENG, etc., and reviewer of several journals and conferences.



**Muhammad Usman Younus** received his Doctorate and master's degree in engineering from the University of Toulouse (III) Paul Sabatier France and University of Engineering and Technology Lahore Pakistan 2020 & 2014, respectively. His research interests include Wireless Sensor Network, Software Defined Networking, Energy Optimization, Wireless Communication, and Machine Learning. He has more than 15 international journal and conference publications. He is a member of PEC, IEEE, etc. and reviewer of some journals and conferences.



**Mashal Memon** is currently working as lecturer at Department of Computer Systems Engineering, Mehran University of Engineering and Technology Jamshoro. She has completed her Masters degree in Computer & Information Engineering from Mehran University of Engineering and Technology (MUET), Jamshoro in January 2020. Her research interests include Computer Vision and Machine Learning



**Arbab Ali Samejo** is currently working as Assistant Professor at Department of Computer Systems Engineering, Mehran University of Engineering and Technology, Jamashoro, Pakistan since 1990. He is member of Pakistan Engineering Council. His research interests include Communication Systems, Networks and Information Technology.