

The Global Solar Dynamo

R.H. Cameron¹ · M. Dikpati² · A. Brandenburg^{3,4,5}

Received: 17 August 2015 / Accepted: 14 December 2015 / Published online: 11 February 2016
© The Author(s) 2016. This article is published with open access at Springerlink.com

Abstract A brief summary of the various observations and constraints that underlie solar dynamo research are presented. The arguments that indicate that the solar dynamo is an alpha-omega dynamo of the Babcock-Leighton type are then shortly reviewed. The main open questions that remain are concerned with the subsurface dynamics, including why sunspots emerge at preferred latitudes as seen in the familiar butterfly wings, why the cycle is about 11 years long, and why the sunspot groups emerge tilted with respect to the equator (Joy's law). Next, we turn to magnetic helicity, whose conservation property has been identified with the decline of large-scale magnetic fields found in direct numerical simulations at large magnetic Reynolds numbers. However, magnetic helicity fluxes through the solar surface can alleviate this problem and connect theory with observations, as will be discussed.

Keywords Solar dynamo · Sun

1 Introduction

The Sun's magnetic field is maintained by its interaction with plasma motions, i.e. dynamo action. From the 1950s to 1980 the most compelling question of whether dynamo action could in fact be responsible for the Sun's magnetic fields (a suggestion originally made by

✉ R.H. Cameron
cameron@mps.mpg.de

¹ Max-Planck-Institut für Sonnensystemforschung, Justus-von-Liebig-Weg 3, 37077 Göttingen, Germany

² National Center for Atmospheric Research 1, High Altitude Observatory, 3080 Center Green, Boulder, CO 80301, USA

³ Nordita, KTH Royal Institute of Technology and Stockholm University, 10691 Stockholm, Sweden

⁴ Department of Astronomy, Stockholm University, 10691 Stockholm, Sweden

⁵ JILA, Department of Astrophysical and Planetary Sciences, and Laboratory for Atmospheric and Space Physics, University of Colorado, Boulder, CO 80303, USA

Larmor (1919) was answered. That dynamo action is in principle possible for some prescribed flows in a body with uniform conductivity was established rigorously in the 1950's by Herzenberg (1958). In fact, a number of simple spatially periodic flows were later shown to act as dynamos (Roberts 1970). From 1955 to about 1980 the next step was taken, where it was shown that turbulence driven by convection in a rotating system can produce a magnetic field with scales comparable to the size of the system (Parker 1955a; Steenbeck et al. 1966). The key concept introduced here is helicity that is the breaking of the symmetry of the convecting system by the rotation Moffatt (1978), Krause and Rädler (1980). This answered the most compelling question of whether dynamo action could in fact be responsible for the Sun's magnetic fields, as suggested originally made by Larmor (1919).

The next step was to begin working out which motions are actually producing the Sun's magnetic field. Going in this direction substantially beyond what was presented by Parker (1955a), the work of Babcock (1961), Leighton (1964), and Leighton (1969) provide a phenomenological model for the solar dynamo with close contact to the observations. Their work has been put within the framework of mean-field models by Stix (1974). Hence the Babcock-Leighton model can be considered a special example of the mean-field model where the important dynamo effects are identified with what is seen on the Sun (such as the "rush to the poles" and the tilt of bipolar active regions).

The aim of dynamo theory today, in the context of the Sun, is to understand how the dynamo actually operates to produce the magnetic fields we see. The constraints that inform our understanding are thus the various different observations of solar magnetic fields. We will discuss some of the different types of observations that are available to us in Sect. 2. We will try to present some coverage of what time- and spatial-scales are covered by the observations but cannot hope to be comprehensive. Some of the observational constraints will then be presented in their distilled form in Sect. 3 (such as Hale's law, Joy's law, the Waldmeier effect, some properties of grand minima and maxima). A few implications for the dynamo that can easily be inferred from the observations will be discussed in Sect. 4.

Our coverage of the theoretical and modeling progress that has been made will be even more sparse. It is an exciting time when there are a large number of theoretical models backed by simulations to explain a number of aspects seen on the Sun. Again our choice of topics and models is necessarily biased. In Sect. 5 we will discuss some prominent results from Flux Transport Dynamo models, and in Sect. 6 we will discuss some results from detailed calculations of the evolution of the velocity and magnetic fields based on the MHD equations in a geometry resembling that of the Sun. We comment that because the parameters of the plasma inside the Sun are extreme, it is beyond the state of the art to hope to realistically model the solar dynamo at present. These simulations are therefore intended to give an insight into the physics that could possibly be occurring on the Sun.

2 What Do We Know from Observations?

2.1 What We Would Like to Know?

Our aim is to understand the solar dynamo. Because understanding requires synthesis, even a complete knowledge of the magnetic and velocity fields inside the Sun as a function of time would not necessarily be sufficient—however it would certainly be a much better start than what we have at present. What we have is incomplete in many ways. Firstly we only have reasonably consistent synoptic measurements based on seeing only one half of the Sun, and only for a few cycles. We know that there are Grand Minima for which we do not have

this type of data, and in fact the last few cycles were part of a Grand Maximum so we do not have data representative of even the “typical” behavior of the Sun. Finally our only tool for probing the convection zone directly is helioseismology which comes with limitations in resolution due to finite-wavelength effects and in practice limitations due to the noise associated with granulation. Our (partial) blindness to the long-term and interior dynamics is a severe problem for understanding the solar dynamo.

2.2 What Observations Do We Have?

Since dynamo action occurs beneath the solar surface, the most directly relevant observations for dynamo theory are the time series of surface magnetic and velocity fields. For full-disk almost continuous space-based observations we have SDO/HMI (Scherrer et al. 2012) and SOHO/MDI (Scherrer et al. 1995) observations. These instruments allow, through inversion of the spectropolarimetric observations, the line-of-sight velocity and magnetic field at the solar surface to be inferred (SDO/HMI allows the full vector magnetic field to be determined). The tangential velocity can be inferred on scales larger than granules using Local Correlation Tracking techniques (e.g. Roudier et al. 1998).

These observations cover cycle 23 and so far the rising and maximum phase of cycle 24. This allows the study of the evolution of the magnetic field on timescales from minutes to a decade or more. Its main limitation is that only having two cycles means essentially we only have two data points (on solar-cycle timescales) and hence cannot make strong statements about the variation of activity level from cycle to cycle. Also while the resolution is adequate for some purposes, it is less than optimal near the poles.

The limited spatial resolution is partly compensated by high-resolution space missions such as Hinode (Lites et al. 2013) that can observe small magnetic flux concentrations near the poles (Tsuneta et al. 2008). The limited number of cycles covered is partly mitigated by observations which decrease in their temporal coverage and detail as we go further back in time. The most detailed of these are the magnetograms taken in synoptic programs which cover most of cycles 21 to 24. These include observations by KPNSO/VTT and SOLIS, the Mount Wilson observatory, the Wilcox solar observatory and for the later cycles GONG. These data allow us to follow the evolution of magnetic fields on periods of days to years.

Still in the era of photographic plates, we have only occasional magnetograms. In their place synoptic programs regularly recorded images of the Sun in white light (for examples see Howard et al. 1984, 1990) and in some important lines Ca II K (e.g. Bertello et al. 2010) at Mount Wilson and Kodaikanal. These types of programs have been undertaken for over 100 years.

Prior to photography, sunspots were drawn by hand, and we have systematic and continuous records of sunspot location and areas extending back to 1874 (Balmaceda et al. 2009), and less systematically to earlier times (e.g. Arlt et al. 2013; Diercke et al. 2015). Before this we have sunspot counts going back to before the Maunder Minimum (see the review by Clette et al. 2014).

Only sparse records of direct sunspot observations exist prior to this—there are for instance occasional reports extending back thousands of years. Instead we must rely on records of the interaction between the solar magnetic fields with the Earth’s magnetic field—these exist in the form of records of auroral (e.g. Křivský and Pejml 1988) and more systematically in terms of the geomagnetic indices, such as the “*aa*” index. This index can be used to infer the interplanetary magnetic field near the earth, which in turn can be related to the open flux of the Sun because the field strength of the radial component of the interplanetary magnetic field largely depends only on the distance from the Sun (Smith and Balogh

1995). The “aa” index then gives us a record of global properties of the solar magnetic field that can be extended back to 1844 (Nevalinna and Kataja 1993). Nature has also created records that can be used to infer solar activity, in particular cosmogenic nucleotides stored in ice cores, which extends our knowledge back to over 9600 years (Steinhilber et al. 2012).

2.3 Constraints

The dynamo problem is essentially concerned with plasma motions generating and sustaining magnetic fields. We therefore begin by *extremely briefly* outlining what is known about the motions themselves.

2.3.1 The Flows

Granulation and Supergranulation Heat is transported by convective motions in the outer 30 % of the Sun. The dominant scale of the convection near the surface (granulation) is well understood and depends mainly on the Sun’s mass and luminosity (Stein and Nordlund 1989). The properties of flows at larger scales (both supergranulation and the lack of giant cells) are much more poorly understood theoretically (Lord et al. 2014) and observationally (compare Hanasoge et al., 2012 and Greer et al., 2015).

The interaction between the convection and rotation, especially at larger scales, drives global-scale flows such as differential rotation and meridional circulation. Improving our understanding of the large-scale convection is therefore a priority.

Rotation The total angular momentum of the Sun is a result of the angular momentum it had when it formed, and its evolution since then (e.g. due to magnetic braking). The total angular momentum of the Sun, and in particular of the convection zone, is thus a basic parameter from the point of view of dynamo theory.

Differential Rotation—Latitudinal and Radial The Sun’s differential rotation is well known as a function of both latitude and radius (Schou et al. 1998). The main properties are that latitudinal shear is much greater than the radial shear, the latter of which is localized at the tachocline at the base of the convection zone and in a near-surface shear layer. (For a detailed review see Howe 2009).

Torsional Oscillations The time dependence of the differential rotation is called “torsional oscillations” (Howard and Labonte 1980; Schou et al. 1998). These are clearly associated with magnetic activity, but are probably too weak to significantly influence the evolution of the Sun’s magnetic field (they are however likely to be an important diagnostic).

Meridional Flow There is also a large-scale meridional flow, with a well-observed poleward component at the solar surface (Duvall 1979; Ulrich 2010). The subsurface structure of the flow is more controversial (compare Zhao et al. 2013; Schad et al. 2013; Jackiewicz et al. 2015). Given the important role of the subsurface meridional flow in transporting the field in the Flux Transport Dynamo model (discussed in Sect. 4.1) resolving this controversy should be seen as a priority.

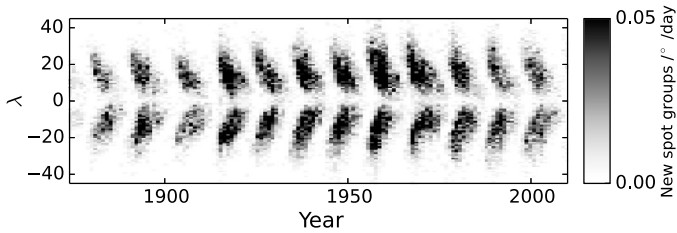


Fig. 1 A butterfly diagram: the number of sunspots appearing as a function of latitude λ and time (based on Royal Greenwich Observatory and USAF/NOAA SOON data)

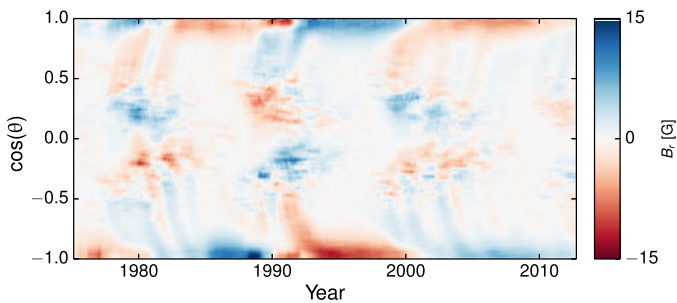


Fig. 2 A magnetic butterfly diagram: the longitudinally averaged radial component of the solar magnetic field as a function of latitude and time (based on Kitt Peak National Observatory Synoptic magnetograms)

2.3.2 Magnetic Field Evolution

Observations of the type described in Sect. 2.2 are the constraints we have for the solar dynamo. They contain a lot of information, some of which can be summarized in simple figures, and some of which can be distilled into “laws”. Two figures which contain a lot of information are the butterfly diagram (Maunder 1904, see also Fig. 1) and the magnetic butterfly diagram (Fig. 2).

From the observations a number of properties (some of them “laws”) have been described in the literature. A comprehensive solar dynamo model should be able consistent with these observational constraints. We begin with a number of constraints that are directly related to the magnetic activity.

11 Year Activity Cycles, 22 Year Magnetic Cycles A good proxy of magnetic activity is the number of sunspots, which varies in time with minima every 10 to 12 years. This was first noted by Schwabe (1849). Different cycles have different amplitudes (and modulation on longer periods might be present, e.g. Gleissberg 1939). The 11 year solar activity cycle corresponds to half of the 22 year magnetic cycle (Hale et al. 1919), with the dominant polarity of the leading sunspots in each hemisphere changing between each activity cycle.

Spörer’s Law The emergence location of sunspots is observed to migrate equatorward during the cycle (Carrington 1858; Spörer 1879), beginning at about 35° and propagating to about 8° at the end of the cycle. The rate of propagation is similar for all cycles (Waldmeier 1955; Hathaway 2011).

Hales Law The magnetic nature of sunspots was discovered by Hale (1908). Sunspots typically appear in groups, with the leading and trailing spots (with respect to the solar rotation) having different polarities. The leading spots in each hemisphere mostly have the same polarity, and the polarity is opposite in the other hemisphere. The polarities of the leading and following spots switch between cycles (Hale et al. 1919).

Joy's Law As implied by Hales Law, sunspots often appear as bipolar pairs with the leading spots during one cycle and in one hemisphere having the same polarity. This is a statement about the east-west orientation of the sunspots. There is also a tendency for the leading spots to be slightly closer to the equator than the following spots. This tendency is much weaker than that of Hale's law, with the angle implied by the North-South separation compared to the East-West separation being about 7 degrees. This effect is known as Joy's law and was reported by Hale et al. (1919). There is some evidence that the strength of the effect depends on the strength of the cycle (Dasi-Espuig et al. 2010).

The effect is also much weaker in the sense that there is a lot of scatter in the North-South separation so that the effect is only robust when a large sample of sunspots is considered.

Waldmeier Effect The Waldmeier effect states that strong cycles peak earlier than weak cycles (Waldmeier 1941) (although the Waldmeier effect does not appear in all measures of the solar activity, cf. Dikpati et al. 2008; Cameron and Schüssler 2008). There is a closely related fact that strong cycles rise quickly, which Karak and Choudhuri (2011) call WE2, for the Waldmeier effect 2.

North-South Asymmetry Cycles are not symmetric (Spörer 1889a), and interestingly the asymmetric behavior can be coherent over many cycles (Carbonell et al. 1993).

Extended Cycle While the sunspot number has a period of around 11 years, the butterfly diagram indicates that the wings overlap so that sunspots corresponding to each cycle are present for about 13 years. Smaller than sunspots, ephemeral regions associated with a cycle have been shown to emerge about 5 years earlier, so the activity related to one cycle extends to about 18 years (Wilson et al. 1988).

Correlation Between Polar Fields, Open Flux and Strength of Next Cycle There is a strong correlation between the polar field at minimum (determined using polar faculae as a proxy) and the strength of the next cycle (Muñoz-Jaramillo et al. 2013); a stronger correlation exists between the Sun's open flux, determined using the minima of the *aa* index as a proxy, and the strength of the next cycle (Wang and Sheeley 2009). Cameron and Schüssler (2007) have suggested that this might be accounted for by the overlapping of cycles combined with the Waldmeier effect. A commonly claimed effect that the length of a minimum correlates positively with the weakness of the next cycle peak has been shown from sunspot data by Dikpati et al. (2010a) to be false for the most recent 12 cycles.'

Magnetic Fields at the Surface Are Advected by Surface Flows as if They Were Corks Outside of active regions, the radial component of the magnetic field is advected by the horizontal component of the velocity as if it were a passive tracer (DeVore et al. 1984). The details of the modeling and observations that support this were reviewed recently in Jiang et al. (2014).

Coronal Mass Ejections and Magnetic Helicity Fluxes The structure of the magnetic field in the solar atmosphere, with filaments and sigmoid shaped active regions as well as the various types of activity in the solar atmosphere, such as flares and coronal mass ejections also contain information related to the solar cycle. The interpretation of these structures in terms of the helicity generated by the dynamo is however not straightforward (Zirker et al. 1997). We return to the helicity in some detail in Sect. 5.

Grand Minima and Maxima The above “laws” and properties of the magnetic activity are mainly based on the last few hundred years of data. We however know that the solar dynamo does not always behave like this—there are extended periods of low activity including the Maunder minimum (Spörer 1889b). They occur on average every 300 years (Usoskin et al. 2007) and presumably represent a different state of the dynamo. We have very few observational constraints for this state of the dynamo and therefore do not discuss it further in this paper.

3 Synthesising the Observations and Theory

We now turn to the open problem of synthesizing the observations and the “laws” they embody with well known basic physics in order to gain an understanding of the solar dynamo.

3.1 The Omega and Alpha Effects

Cameron and Schüssler (2015) used the simplicity of the toroidal field implied by Hale’s law to show that the surface magnetic field plays a key role in the solar dynamo. The argument begins by noting that Hale’s law tells us that in each hemisphere, and during one cycle, the leading spots mainly (about 96 % for large active regions, Wang and Sheeley 1989) have the same magnetic polarity. This strong preference for the leading spots to have the same polarity indicates that the spots are coming from the emergence of toroidal flux that is all of the same polarity. The authors then considered the induction equation

$$\frac{\partial \mathbf{B}}{\partial t} = \nabla \times (\mathbf{u} \times \mathbf{B} - \eta \mu_0 \mathbf{J}), \quad (1)$$

where \mathbf{u} and \mathbf{B} are velocity and magnetic fields, t is time, $\mathbf{J} = \nabla \times \mathbf{B} / \mu_0$ is the current density, μ_0 is the magnetic permeability, and $\eta = 1 / \sigma \mu_0$ is the magnetic diffusivity with σ being the conductivity. They then applied Stokes theorem to with a contour in a meridional plane and encompassing the convection zone in the northern hemisphere. This allowed them to demonstrate that the generation of net toroidal flux in each hemisphere is dominated by the winding up of the poloidal flux threading the poles of the photosphere at the poles by the latitudinal differential rotation.

The polar fields themselves are the remnants of flux that has crossed the equator (Durrant et al. 2004), which is dominated by either the emergence of tilted active regions across the equator (Cameron et al. 2013) or the advection of active region flux across the equator due to the random shuffling of the field lines due to the supergranular flows.

The simplicity of the toroidal magnetic field at solar maxima, and the poloidal magnetic field at solar minima, therefore indicates that the solar dynamo is of the Babcock-Leighton type. Explicitly it is an alpha-omega dynamo where the relevant poloidal field threads through the photosphere. The omega effect is simply the winding up of this poloidal

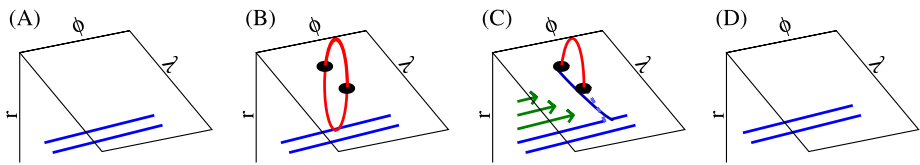


Fig. 3 Illustration of the cause of the equatorial propagation in the dynamo wave model. The model begins with toroidal field (shown in blue) situated away from the equator in Panel (A)—the equator is towards the top of the panel. In Panel (B) a sunspot group emerges from the toroidal flux. The rising tube is acted on by the Coriolis force, and by the convection, and poloidal field is produced (this is the alpha effect). In Panel (C) the poloidal field is sheared by radial differential rotation, producing positive and negative toroidal field. The dashed blue line represents toroidal field of the opposite sign to the original (solid) toroidal field. In Panel (D) the dashed poloidal field has canceled the existing toroidal field at high latitudes. The low lying newly created toroidal field leads to a new band of toroidal field with the same orientation as the existing field but at lower latitudes. The net action has thus been to move the toroidal field closer to the equator

field by the latitudinal differential rotation. The alpha effect is what produces the tilt of the active regions with respect to the equator (Joy's law).

We comment that the question of why we have a butterfly diagram, why sunspots obey Joy's law, why the cycle length is around 11 years, and why sunspots only emerge below about 40 degrees all remain open questions. They are difficult to answer because they are intimately related to the subsurface dynamics, which are mostly poorly understood theoretically and observationally. In the next two subsections we discuss some of the ideas which are in the literature.

3.2 Equatorial Migration of the Butterfly Wings

Spörer's law (discussed in Sect. 2.3.2) states that the latitude of emergence of sunspots propagates towards the equator as the cycle proceeds. The most straightforward (and probably correct) interpretation of this is that the underlying toroidal field is propagating towards the equator. There have been two main suggestions to explain the propagation of the toroidal field. The first is that of Parker (1955a), and explains the equatorward propagation in terms of a dynamo wave. The cause of the equatorial propagation in this model is explained in Fig. 3 in the case of a Babcock-Leighton dynamo. The essential idea is that radial differential shear causes toroidal flux to propagate latitudinally. The direction of propagation (equatorwards or polewards) depends on the sign of the alpha effect (which generates poloidal flux from toroidal flux) and the on whether the differential rotation rate increases or decreases with depth (Yoshimura 1975).

In terms of the Sun, the sign of the alpha effect is generally believed to be such that differential rotation has to increase with depth to obtain equatorward propagation. This is an issue on the Sun where the differential rotation decreases inwards near the base of the convection zone in the range of latitudes where sunspots form Brown and Morrow (1987). Thus if the solar dynamo is substantially located in the tachocline then this mechanism is excluded, the mechanism is however viable if the winding up of the toroidal field occurs in the near-surface shear layer.

The second mechanism for explaining the equatorward propagation is shown in Fig. 4 and is supposed to work at the base of the convection zone. The essential idea is that, if the meridional flow near the base of the tachocline is sufficiently strong, and if the latitudinal transport due to diffusion is sufficiently weak, then the simple advection of the toroidal flux by the meridional flow can produce the observed equatorial migration (Wang and Sheeley

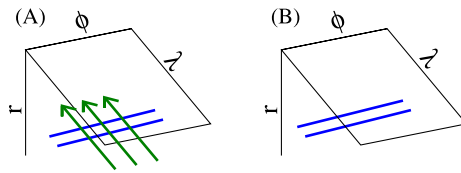


Fig. 4 Illustration of the cause of the equatorial propagation in the flux transport dynamo model—the toroidal flux (*blue lines*) is simply advected towards the equator by the meridional circulation (*green arrows*). The question is whether such a flow exists, where the toroidal field is stored and whether diffusive transport plays a role

1991; Choudhuri et al. 1995; Durney 1995; Dikpati and Charbonneau 1999; Küker et al. 2001).

Which, if either, of these two explanations accounts for the transport on the Sun remains an open question.

3.3 Emergence Latitudes

A second important question, which is probably closely related, is why sunspots overwhelmingly appear at latitudes below 40 degrees in latitude (see Fig. 1). An obvious explanation for this would be that the toroidal flux is concentrated at low latitudes, however this explanation is problematic for Babcock-Leighton type dynamos where the latitudinal differential shear occurs over essentially all latitudes. A second possible mechanism considers the instability which leads to flux emergence. This explanation assumes that the toroidal flux is stored in or near the tachocline. In this case flux tubes must have a field strength of about 10^5 G in order to have a substantial number of emergences at low latitude (Choudhuri and Gilman 1987). The argument is that if the tubes are weaker then their rise is more affected by the Coriolis force which preferentially causes them to rise with at a constant distance from the rotation axis (i.e. along cylinders). The value of 10^5 G is nicely consistent with the field strength required to produce Joy's law (D'Silva and Choudhuri 1993). Such flux tubes turn out to be much more unstable (Parker 1955b) at low latitudes than at high latitudes (Caligari et al. 1995), hence if the toroidal flux is stored in the tachocline then even if the 10^5 G loops form at high latitudes the loops are unable to escape to the surface.

This is an attractive possibility because the value of 10^5 G links several observational results. However we caution that this effort was focussed on the case where the storage is in the tachocline or near the base of the convection zone because this was the dominant paradigm at the time the work was carried out. Much less work has been put into considering why sunspots don't emerge at high latitudes in the case where the toroidal field is stored in the bulk of the convection zone. For this reason we regard the issue of the latitudinal range of the butterfly diagram as an open question.

3.4 Length of the Solar Cycle

It is somewhat sobering that after more than 160 years after the discovery by Schwabe (1849) that the level of solar activity varies with a period of about 11 years that we still don't have a good idea of why it is 11 years.

In principle the length of the solar cycle should reflect the latitude range over which activity appears (say from a latitude of 30 degrees at the start of a cycle to 8 degrees at the end of a cycle) and the rate at which it propagates towards the equator. Within the framework

of flux transport dynamos, the rate at which activity propagates towards the equator and the period of the dynamo, is largely determined by the meridional flow circulation rate (Dikpati and Charbonneau 1999), however we have no clear basis in either observations or theory for understanding why the strength of the meridional flow at depth should be such that the dynamo period is 11 years. Within the alternative frame of a dynamo wave framework the period is set mainly by the magnitude of the alpha and omega effects, and the alpha effect in particular is not well understood.

To end this section on a positive light, it is clear that improving our understanding both what causes the equatorward propagation and what sets the latitudinal extent of the butterfly diagram, will give us a clearer handle on why the period of the solar cycle is 11 years.

3.5 The Alpha Effect

The above discussion indicates that the net toroidal field in each hemisphere is produced by the winding up of poloidal field by latitudinal differential rotation. In this regard it is only the field that threads through the surface which has an effect on the net flux. This winding up of the field is the omega effect of an alpha-omega dynamo. The details of how the alpha effect actually works in the Sun is less well understood—we observe the emergence of magnetic bipolar regions which are systematically tilted with respect to the equator, we observe their subsequent evolution, and we can infer (as in the previous section) that this is the field which is the poloidal field which gets wound up to produce the net toroidal flux in each hemisphere. What we do not observe are the processes which cause the field to emerge with a tilt.

It is relatively clear that the Coriolis force is implicated in the tilt; the uncertainty is whether the Coriolis force acts directly on the flows associated with the rise of the flux tube (e.g. D’Silva and Choudhuri 1993), or whether it acts on the convective flows which then interact with the flux tube (Parker 1955a). This question is currently completely open.

Even without a proper understanding of the subsurface processes we can include flux emergence and Joy’s law into idealized mean-field simulations. Most of the recent work along these lines has been in the context of the flux transport dynamo, and the next section will outline some results from these efforts.

4 Modeling Dynamo Action

4.1 Flux-Transport Dynamos

Two-dimensional “flux-transport” dynamos incorporate in some form all of the processes discussed above, including the idea of flux emergence from toroidal flux at the base of the convection zone producing tilted active regions at the surface. These models have been successful in simulating the most important features of the solar cycle, including the butterfly diagram, polar field reversals near solar cycle maximum, certain global coronal features, and certain asymmetries between North and South hemispheres.

These models were used to simulate and predict the timing and amplitude of solar cycle 24 (Dikpati et al. 2006, 2010b; Choudhuri et al. 2007; Nandy et al. 2011), with limited success. There are several possibilities for this. Some of the suggestions of what was not included (but needs to be) are changes in the global meridional circulation profile and speed (Belucz and Dikpati 2013), or localized inflow cells associated with active regions (Cameron

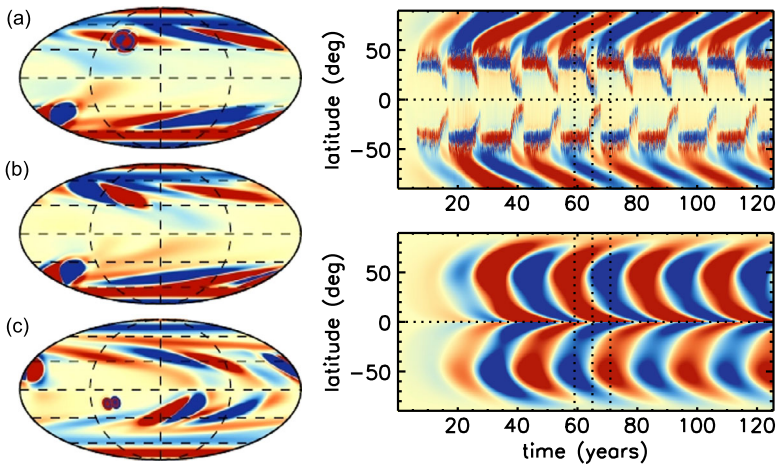


Fig. 5 *Left frame:* Eruption of tilted, bipolar spots and their dispersal by diffusion, meridional circulation and differential rotation; *right frame:* drift of trailing flux towards the poles appears in a series of streams, and cause polar reversal (*top right*) and toroidal field butterfly diagram (*bottom right*), showing equatorward migration and dynamo cycle-period governed by meridional circulation speed (frames adopted from Miesch and Dikpati (2014))

and Schüssler 2012; Shetye et al. 2015) or the scatter in tilt angles (Jiang et al. 2015). Unfortunately the results from helioseismology are too divergent to provide guidance on changes in the meridional flow (for example, compare the results in recent publications Ulrich 2010; Zhao et al. 2013; Schad et al. 2013; Jackiewicz et al. 2015).

One possibility, supported by the observations, is that the weak cycle 24 is the result of the actual values of the tilt angles in cycle 23 (Jiang et al. 2015). The essential point here is that poloidal source term in the Babcock-Leighton model is based on Joy's law, which is extremely noisy. The noise in Joy's law translates to noise in the alpha effect, and thus to the strength of the different cycles. For cycle 23 Jiang et al. (2015) used the observed tilt angles (Li and Ulrich 2012) and showed that alpha effect was indeed weak for cycle 23 (thus accounting for the weak cycle 24).

Current work includes extending the simulations to 3D, see, e.g., Miesch and Dikpati (2014). An example of such a simulation is shown in Fig. 5, which depicts the longitude-latitude pattern of emerged flux, and the patterns of surface mean poloidal fields and deep-seated toroidal fields that are created in a sequence of solar cycles.

However, perhaps the biggest challenge to the flux-transport dynamo model is whether the meridional circulation is single-celled or multiple-celled or is indeed not steady at all. Many solar cycle features can be reproduced well by a flux-transport dynamo model if the meridional circulation contains a single cell in each hemisphere, but models with two cells in depth do not (Belucz et al. 2015). There is currently no consensus from observational evidence and meridional circulation models on the dominant profile of meridional flow in depth and latitude within the convection zone and tachocline. At the photosphere there is clearly one primary, poleward cell or often along with that a weak reverse cell appears at high latitudes. If it is established that there are two cells in depth, then another paradigm shift in solar dynamo theory will be needed; however it seems to be too early to decide on that issue now.

4.2 Global Convective Dynamo Simulations

Attempts have also been made to simulate the convective motions and dynamo action in the Sun, with as few assumptions as possible—essentially from first principles. The first semi-successful attempts go back to the early 1980s when two different groups used the Cray 1 computer at the National Center for Atmospheric Research in Boulder (Colorado): Peter Gilman using a model of rotating convection (Gilman and Miller 1981) and Meneguzzi et al. (1981) using forced turbulence in a Cartesian domain. Both studies provided remarkable first steps into numerical studies of large-scale and small-scale dynamos, but they also demonstrated that simulating the Sun will be difficult.

Subsequently, Gilman (1983) obtained cyclic solutions that were however quite different from the Sun: instead of equatorward migration of magnetic activity, he obtained poleward migration. Furthermore, small-scale dynamo action was not well understood at the time and the original paper by Meneguzzi et al. (1981) did not even quote the now important reference to the paper by Kazantsev (1968). The role of helicity was also not clear in some of those first studies, see also Kida et al. (1991). This was partly because those early simulations did not have sufficient scale separation, i.e., the scale separation ratio k_t/k_1 , where k_1 is the smallest wavenumber in the domain, was too small, as was noted subsequently (Haugen et al. 2004). In agreement with earlier work on rapidly rotating convection (Gilman 1977), the contours of angular velocity tend to lie on cylinders. This implies that the radial gradient of the local angular velocity, $\partial\Omega/\partial r$, is positive. Therefore, as expected predictions from mean-field dynamo theory, the dynamo simulations of Gilman (1983) and Glatzmaier (1985) produced poleward migration, and were thus unable to reproduce the solar butterfly diagram. (These simulations were subsequently applied to the geodynamo problem by Glatzmaier and Roberts 1995, where success was much clearer.)

From these simulations it is clear that reproducing the basic properties of the convection and the large-scale flows it drives are essential for a complete understanding of why a rotating middle-aged star such as the Sun should have an 11 year activity cycle and a butterfly diagram with equatorward propagation.

Computing power has increased dramatically since 1981, and simulations in more turbulent regimes became possible. This leads to flow patterns departing from otherwise nearly perfectly cylindrical contours (Miesch et al. 2000). Global simulations are now being conducted by many groups. Simulations with the anelastic spherical harmonics (ASH) code (Brun et al. 2004) work with a mean stratification close to that of mixing length theory, but at the solar rotation rate the resulting dynamo is statistically steady. Only at higher rotation rate, the solutions become time-dependent and cyclic (Brown et al. 2010). Simulations with the EULAG code (Ghizaru et al. 2010; Racine et al. 2011) also produce cyclic solutions, although the latitudinal migration of the mean magnetic field is weak. The pattern of meridional circulation in the simulations is, to date, mostly multicellular. This is in stark contrast to mean-field (flow) models, in which differential rotation is produced by the Λ effect and meridional circulation is dominated by one large cell (Brandenburg et al. 1992). As mentioned above, helioseismology does not yet provide a consistent answer to guide the theory or simulations.

A (surprising) key issue which has emerged is the convective power spectrum. Observations through correlation tracking (Rieutord et al. 2008; Hathaway 2012) and helioseismology (Hanasoge et al. 2012) suggest that the power in large-scale convective flows (giant cells) is very small. As alluded to in the introduction, the helioseismic evidence is contested (Greer et al. 2015), so the question remains open on the observational side. As already suggested by Spruit (1997), the structure of the large-scale convection is also unclear on the

theoretical side—global simulations miss the physics of the radiating surface, and this may turn out to be crucial for producing simulations with realistic flow structures, which may be dominated by what is known as ‘entropy rain’. This would be a fast small-scale downflow originating from the surface in such a way that the bulk of the convection zone is nearly isentropic, but with slightly stable stratification so as not to produce giant cell convection in the deeper parts (Brandenburg 2015). Clearly, simulations must eventually be able to reproduce the Sun, and reproducing the convective power spectrum and the large-scale flows is probably a precondition to accurately reproducing the solar dynamo. Knowing what those flows are is essential.

Currently the convective simulations are most useful in providing guidance on what is possible, and elucidating mechanisms. For example in simulations by Käpylä et al. (2012) using the PENCIL CODE,¹ there was pronounced equatorward migration, which was later identified as being due to a local negative radial Ω gradient (Warnecke et al. 2014). While this is a feature not expected to be present in the Sun, it does demonstrate that the dynamo wave in global simulations follows closely that expected from mean-field simulations (Parker 1955a; Yoshimura 1975). Global simulations have also produced evidence for strong (≈ 40 kG) flux tubes in the bulk of the convection zone (Nelson et al. 2014; Fan and Fang 2014). This is interesting in view of understanding the overall magnetic flux concentration required to form active regions, although further amplification is needed; see Stein and Nordlund (2012) and Mitra et al. (2014) for possible mechanisms.

Both flux transport and full 3D dynamo models necessarily contain parametrizations of processes acting on scales smaller than spatially resolved. These parametrizations are all rooted in formulations of MHD turbulence, in which helicity of velocities, magnetic fields and electric currents play central roles. Therefore we consider helicity effects in detail in Sect. 5

5 The Roles of Magnetic Helicity

As revealed above, we are still struggling to understand the true nature of the solar dynamo and the relation between the large-scale dynamo in the Sun and in global simulations. In this regard we need to be sure that what we see in the simulations survives in the limit of large magnetic Reynolds numbers such as are found in the Sun. This has not been yet fully confirmed. One example of this is that in the simulations the large-scale field magnetic field (as opposed to the small-field magnetic field) is often found to decrease with increasing values of R_m . In this section we show that this can be understood quantitatively in terms of magnetic helicity conservation, as will be discussed below.

Magnetic helicity is a quantity conserved by ideal MHD, and as such is conserved in the absence of microphysical diffusivity (i.e. it is not changed by the turbulent flow, or the associated turbulent magnetic diffusivity). In a closed volume, at low microphysical diffusivity of the sun, the amount of helicity is not expected to change on timescales of the solar cycle. This is remarkable and unprecedented in hydrodynamic turbulence. The only way that magnetic helicity can change and evolve (e.g., over the course of the 11 year cycle) is through magnetic helicity fluxes. They can be determined at the surface and this allows contact to be made between theory and observations. In this section we will therefore outline some of the different attempts to determine the helicity flux through the solar surface and what this tells us about the solar dynamo.

¹<https://github.com/pencil-code>.

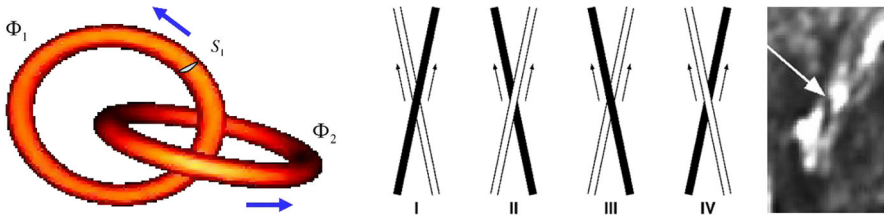


Fig. 6 Sketch of interlocked flux rings of positive helicity with two right-handed crossings (*I* and *II*) and two left-handed mutual crossings (*III* and *IV*), compared with two right-handed mutual crossings (*I* and *II*) and two left-handed mutual crossings (*III* and *IV*), as well as a high-resolution EUV image in 171 Å of a magnetic filament showing a crossing of type *III* in active region NOAA 8668 at 23° north on 1999 Aug 17 (right; courtesy of Jongchul Chae)

There are other types of helicity, including kinetic helicity, which also play important roles in dynamo theory. Most importantly kinetic helicity makes it relatively simple to generate a large-scale magnetic field (Moffatt 1969). We therefore begin by discussing the different types of helicity and their definitions.

5.1 Definitions

Mathematically, helicities are so-called pseudo-scalars, i.e., they are the dot product of a proper vector and an axial vector. (The latter changes its orientation when viewed in a mirror.)

Four such pseudoscalars are of particular interest: mean kinetic helicity density $\langle \boldsymbol{\omega} \cdot \mathbf{u} \rangle$, with $\boldsymbol{\omega} = \nabla \times \mathbf{u}$ being the vorticity, mean magnetic helicity density $\langle \mathbf{A} \cdot \mathbf{B} \rangle$, with \mathbf{A} being magnetic vector potential such that $\mathbf{B} = \nabla \times \mathbf{A}$, mean current helicity density $\langle \mathbf{J} \cdot \mathbf{B} \rangle$, and finally the cross helicity, $\langle \mathbf{u} \cdot \mathbf{B} \rangle$; see Yokoi (2013) for a recent review, especially on cross helicity. All these helicities have topological interpretations that refer to the mutual linkage between interlocked structures, for example two flux rings in the case of magnetic helicity (Fig. 6, left), two vortex rings in the case of kinetic helicity, two current tubes in the case of current helicity, and a vortex tube with a magnetic flux tube in the case of cross helicity. This topological interpretation goes back to early work of Moffatt (1969) and is important for the existence of *qualitative* helicity indicators.

Qualitative Helicity Indicators Familiar to all of us is the case of kinetic helicity in the Earth's atmosphere: a glance at weather maps in England and Australia shows low pressure whirlpools of opposite orientation. This helicity is the direct result of the Coriolis force acting on large-scale flows. Likewise the Sun is rotating and has large-scale (supergranulation or larger) flows which feel the effect of the Coriolis force. Hence on the Sun we see the morphological or qualitative signatures of helicity in large-scale structures: H α images reveal S-shaped structures in the south and N-shaped structures in the north (i.e., inverted S-shaped structures). They are referred to as sigmoidal structures and the importance of interpreting them was recognized by Sara Martin (1998a, 1998b) and many people after her (Canfield et al. 1999; Magara and Longcope 2001; Gibson et al. 2002). These helicity indicators can also be linked to mutual crossings of magnetic flux structures, which are best seen at EUV wavelengths where filaments appear occasionally in emission. This technique, which is due to Chae (2000), requires an additional assumption: the angle between two adjacent structures is an acute one (i.e., the invisible arrows of the field vectors point in roughly the same direction) rather than an obtuse one, as illustrated by the configurations I–IV in Fig. 6 from his paper. His study confirms that the magnetic field has negative helicity in the

north (corresponding to crossings of types III and IV with N-shaped or so-called dextral filaments) and positive helicity in the south (corresponding to crossings of types I and II with S-shaped or so-called sinistral filaments). In Fig. 6 we also reproduce an EUV image from his paper with a filament of type III in the northern hemisphere, consistent with negative helicity.

Semiquantitative Indicators We turn now to semiquantitative indicators, by which we mean quantitative measures of something which is only qualitatively linked the helicity. As an important example, we can consider the product of what is known as the horizontal divergence and horizontal curl of the velocity, defined respectively as

$$\begin{aligned}
 (\operatorname{div} \mathbf{u})_h &= u_{x,x} + u_{y,y}, \\
 (\operatorname{curl} \mathbf{u})_h &= u_{y,x} - u_{x,y}.
 \end{aligned}
 \tag{2}$$

Here, commas denote partial differentiation. The horizontal curl is just the same as the z component of the usual curl. The product of $(\operatorname{div})_h$ and $(\operatorname{curl})_h$ has been determined for the Sun using local correlation tracking and local helioseismology by Langfellner et al. (2014). In fact, Rüdiger et al. (1999) have shown that the product of $(\operatorname{div})_h$ and $(\operatorname{curl})_h$ is a proxy of kinetic helicity. This is simply because one of the three terms in $\boldsymbol{\omega} \cdot \mathbf{u}$ is $u_z (u_{y,x} - u_{x,y})$, but, using the anelastic approximation, $\nabla \cdot (\rho \mathbf{u}) = 0$, where ρ is density, and the definition of the density scale height,

$$H_\rho = -(d \ln \rho / dz)^{-1},
 \tag{3}$$

we have $u_z = H_\rho \operatorname{div} \mathbf{u} \approx H_\rho (\operatorname{div} \mathbf{u})_h$ and therefore $\langle \boldsymbol{\omega} \cdot \mathbf{u} \rangle \approx 3 H_\rho \langle (\operatorname{div} \mathbf{u})_h (\operatorname{curl} \mathbf{u})_h \rangle$.

Quantitative Helicity Measures The measurement of current helicity density, $\mathbf{J} \cdot \mathbf{B}$, goes back to early work of Seehafer (1990), who determined B_z from circular polarization measurements, while B_x and B_y (giving J_z) were obtained from linear polarization. Such measurements are now obtained routinely from solar vector magnetograms. They all suggest that $\mathbf{J} \cdot \mathbf{B}$ is negative in the north and positive in the south. Typical values of $\mu_0 \mathbf{J} \cdot \mathbf{B}$ are around $3 \text{ G}^2 \text{ km}^{-1}$ (Zhang et al. 2014).

Regarding magnetic helicity, there is a notable complication in that $\langle \mathbf{A} \cdot \mathbf{B} \rangle$ is gauge-dependent and changes by adding an arbitrary gradient term to \mathbf{A} , which does not change \mathbf{B} . Exceptions are triply-periodic and infinite domains, for which $\langle \mathbf{A} \cdot \mathbf{B} \rangle$ turns out to be gauge-invariant. However, there exists a quantity called the relative magnetic helicity

$$H_{\text{rel}} = \int_V (\mathbf{A} + \mathbf{A}_p) \cdot (\mathbf{B} - \mathbf{B}_p) \, dV,
 \tag{4}$$

where $\mathbf{B}_p = \nabla \times \mathbf{A}_p$ is a potential field ($\nabla \times \mathbf{B}_p = \mathbf{0}$) that satisfies $\mathbf{B}_p|_{\text{surf}} \cdot \hat{\mathbf{n}} = \mathbf{B}|_{\text{surf}} \cdot \hat{\mathbf{n}}$ (Berger and Field 1984). It is gauge-independent, but it can only be determined over a finite volume. There is also a corresponding magnetic helicity flux $2 \oint \mathbf{E} \times \mathbf{A}_p$, where $\mathbf{E} = \mathbf{J} / \sigma - \mathbf{u} \times \mathbf{B}$ is the electric field. Simple examples of magnetic helicity and its flux have been presented by Berger and Ruzmaikin (2000) for theoretical models with rigid and differential rotation as well as with an assumed α effect. Quantitative measurements for the Sun’s magnetic field are in the range of $10^{46} \text{ Mx}^2 / \text{cycle}$ (DeVore 2000; Chae 2001; Welsch and Longcope 2003). This value is easily motivated by standard dynamo theory (Brandenburg 2009).

Let us finally comment on the cross helicity density $\mathbf{u} \cdot \mathbf{B}$, or its spatial average $\langle \mathbf{u} \cdot \mathbf{B} \rangle$. Just like $\langle \mathbf{A} \cdot \mathbf{B} \rangle$, it is a quantity that is conserved by the nonlinear interactions of the magnetohydrodynamic equations (Woltjer 1958), but it is often small, i.e., the *normalized* cross helicity $2\langle \mathbf{u} \cdot \mathbf{B} \rangle / \langle \mathbf{u}^2 + \mathbf{B}^2 \rangle$, which is the ratio of two conserved quantities (the latter being the total energy), is far away from its extrema of -1 and $+1$, if it was vanishing initially. An exception is a stratified layer with an aligned magnetic field. This also applies to the solar wind, where there can be regions where gravity \mathbf{g} and the magnetic field are systematically aligned with each other. In those cases, a finite cross helicity can be driven away from zero. This can be understood by noting that there are two externally imposed vectors: gravity with a parallel (vertical) magnetic field \mathbf{B}_0 . The latter is a pseudovector, giving rise to a pseudoscalar $\mathbf{g} \cdot \mathbf{B}_0$ that is odd in the magnetic field—just like $\langle \mathbf{u} \cdot \mathbf{B} \rangle$. Indeed, theoretical and numerical work by Rüdiger et al. (2011) showed that

$$\langle \mathbf{u} \cdot \mathbf{b} \rangle = (\tau/3) (u_{\text{rms}}^2/c_s^2) \mathbf{g} \cdot \mathbf{B}_0 = -(\eta_t/H_\rho) B_0, \tag{5}$$

where $\mathbf{b} = \mathbf{B} - \langle \mathbf{B} \rangle$ denotes the fluctuating magnetic field, τ is the correlation time of the turbulence, u_{rms} is its rms velocity, c_s is the sound speed, $\eta_t = \tau u_{\text{rms}}^2/3$ is the turbulent magnetic diffusivity, and $H_\rho = g/c_s^2$ is the density scale height defined in Eq. (3) for an isothermal layer. Measurements for active regions are in the range $1\text{--}2 \text{ G km s}^{-1}$ (Zhao et al. 2011; Rüdiger et al. 2012).

5.1.1 Large and Small Length Scales

The length-scale dependence of the different types of helicity can be investigated by looking at the spectra of magnetic energy and helicity.

Magnetic Helicity Spectra Given that the magnetic helicity is a conserved quantity, it should be zero if it was zero initially. However, because it is a signed quantity, “zero” can consist of a “mixture” of pluses and minuses. These two signs can be segregated spatially (typically into north and south) as well as spectrally (into large and small scales). This is discussed in more detail below when we talk about catastrophic quenching of a large-scale dynamo. For now it suffices to say that we can define a magnetic helicity spectrum $H_M(k)$, where k is its wavenumber (inverse length scale), and whose integral gives the mean magnetic helicity density, i.e.,

$$\int_0^\infty H_M(k) dk = \langle \mathbf{A} \cdot \mathbf{B} \rangle. \tag{6}$$

If the turbulence or the magnetic field were homogeneous, it can be related to the Fourier transform of the two-point correlation function

$$M_{ij}(\mathbf{r}) = \langle \mathbf{B}_i(\mathbf{x} + \mathbf{r}) \mathbf{B}_j(\mathbf{x}) \rangle, \tag{7}$$

which is independent of \mathbf{x} owing to the assumption of homogeneity, and $r = |\mathbf{r}|$ is the separation. Its Fourier transform over \mathbf{r} gives $\tilde{M}_{ij}(k)$, which, under isotropy, has the representation

$$4\pi k^2 \tilde{M}_{ij}(k) = (\delta_{ij} - \hat{k}_i \hat{k}_j) 2\mu_0 E_M(k) + \epsilon_{ijk} \hat{k}_k H_M(k), \tag{8}$$

where $\hat{\mathbf{k}} = \mathbf{k}/|\mathbf{k}|$ is the unit vector of \mathbf{k} and $E_M(k)$ is the magnetic energy spectrum with the normalization $\int E_M(k) dk = \langle \mathbf{B}^2 \rangle / 2\mu_0$. The dependence of $E_M(k)$ and $H_M(k)$ on the modulus $k = |\mathbf{k}|$ of the wavevector \mathbf{k} is again an consequence of isotropy. This relation is slightly

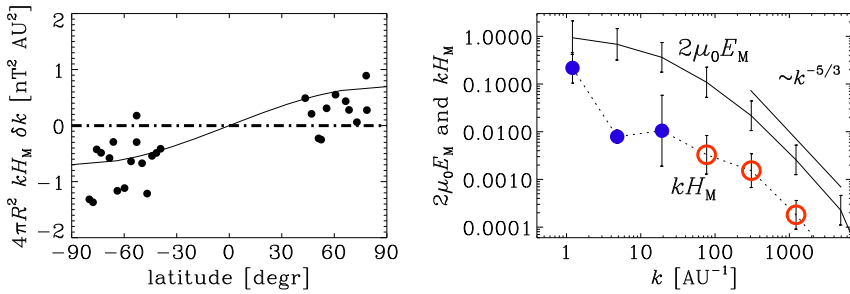


Fig. 7 Latitudinal dependence of spectral magnetic helicity for $k = 300 \text{ AU}^{-1} \approx 2 \times 10^{-3} \text{ Mm}^{-1}$ (left) and the magnetic helicity spectrum for heliocentric distances above 2.8 AU for the northern hemisphere (right). Filled blue symbols denote negative values and open red ones positive values

modified when applied to the two-dimensional solar surface, but it allows us to obtain for the first time *spectra* of magnetic helicity, i.e., information about its composition from different length scales; see Zhang et al. (2014) for results that have confirmed that, in the southern hemisphere, the magnetic helicity is positive on wavenumbers of about 1 Mm^{-1} . This is in agreement with the results presented in Sect. 3.5.

Magnetic Helicity Spectra of the Solar Wind A similar technique to that presented above has been applied to the solar wind, where it is possible to obtain the magnetic field vector from *in situ* spacecraft measurements. The idea to compute the magnetic helicity spectrum by using Eq. (8) goes back to early work of Matthaeus et al. (1982), who used data from Voyager 1 and 2. To obtain measurements at positions \mathbf{x} and $\mathbf{x} + \mathbf{r}$, one uses the Taylor hypothesis to relate the spatial separation \mathbf{r} to a temporal separation t through $\mathbf{r} = \mathbf{r}_0 - \mathbf{u}_w t$, where \mathbf{u}_w is the solar wind velocity of about 800 km s^{-1} and \mathbf{r}_0 is some reference position. However, since Voyager 1 and 2 flew close to the equatorial plane, the resulting magnetic helicity was expected to fluctuate around zero, which was indeed the case. This changed when data from *Ulysses* were used for such an analysis (Brandenburg et al. 2011b). In Fig. 7 we show the resulting spectrum, as well as the latitudinal dependence a specific k . We should point out that $H_M(k)$ is here gauge-invariant because we are dealing with an infinite or periodic domain, which is automatically implied by the use of Fourier spectra. Note also that $k|H_M(k)| \leq 2\mu_0 E_M(k)$, which is also known as the realizability condition.

The importance of magnetic helicity became particularly clear in connection with understanding the phenomenon of catastrophic quenching, which will be explained in the next section.

5.1.2 Magnetic Helicity Conservation

To understand the basics of dynamo action, including saturation mechanisms, it is often useful to work in idealized periodic geometries, and with turbulence either from simple forcing or driven by convection. While early work in this context at small values of R_m were promising (Brandenburg et al. 1990), subsequent studies at larger values of R_m showed that the field-aligned emf, $(\mathbf{u} \times \mathbf{b})_{\parallel} / B_{\parallel}$ approaches zero as $R_m \rightarrow \infty$ (see Cattaneo and Hughes 1996).

This was understood as a consequence of magnetic helicity conservation (Gruzinov and Diamond 1996). Consider the equation for the fluctuation of the magnetic vector potential

$\mathbf{a} = \mathbf{A} - \langle \mathbf{A} \rangle$, where angle brackets denote volume averages and lower case symbols the fluctuations. The mean flow is assumed to vanish. Thus, we have

$$\frac{\partial \mathbf{a}}{\partial t} = \mathbf{u} \times \langle \mathbf{B} \rangle + \mathbf{u} \times \mathbf{b} - \eta \mu_0 \mathbf{j}. \tag{9}$$

We now derive the equation for the mean magnetic helicity density of the small-scale field as

$$\frac{d}{dt} \langle \mathbf{a} \cdot \mathbf{b} \rangle = -2 \langle \mathbf{u} \times \mathbf{b} \rangle \cdot \langle \mathbf{B} \rangle - 2\eta \mu_0 \langle \mathbf{j} \cdot \mathbf{b} \rangle. \tag{10}$$

In the steady state, we find that

$$“\alpha” \equiv \langle \mathbf{u} \times \mathbf{b} \rangle \cdot \langle \mathbf{B} \rangle / \langle \mathbf{B} \rangle^2 = -\eta \mu_0 \langle \mathbf{j} \cdot \mathbf{b} \rangle / \langle \mathbf{B} \rangle^2. \tag{11}$$

This relation for “ α ” is sometimes known as Keinigs relation (Keinigs 1983) and shows not only that “ α ” is positive when $\langle \mathbf{j} \cdot \mathbf{b} \rangle$ is negative (i.e., in the north), but also that “ α ” $\rightarrow 0$ when $\eta \rightarrow 0$, i.e., in the limit of large magnetic Reynolds numbers. This remarkable result seems like a disappointment to α effect theory, but it only means that no $\langle \mathbf{B} \rangle$, defined as a volume average (!), can be generated. This should then be no surprise, because the volume average of \mathbf{B} is a conserved quantity for the periodic boundary conditions used in the study of Cattaneo and Hughes (1996) (which is the reason we put α in quotes).

When we consider the case where the averages are allowed to vary in space, the divergences of magnetic helicity flux will in general be non zero in the magnetic helicity equation.

Dynamical Quenching Consider planar averages, denoted by an overbar, magnetic helicity conservation yields instead

$$\alpha = \frac{\alpha_K + R_m [\mu_0 \overline{\mathbf{J}} \cdot \overline{\mathbf{B}} / B_{eq}^2 - \nabla \cdot \overline{\mathbf{F}}_f / 2B_{eq}^2 - (\partial \alpha / \partial t) / (2\eta k_f^2)]}{1 + R_m \overline{\mathbf{B}}^2 / B_{eq}^2}. \tag{12}$$

Here, $\overline{\mathbf{F}}_f$ is the magnetic helicity flux from the fluctuating magnetic field and $\alpha_K = -(\tau/3) \langle \boldsymbol{\omega} \cdot \mathbf{u} \rangle$ is the kinetic α effect, which itself could depend on $\overline{\mathbf{B}}$, but this is here neglected. The main contribution to the quenching in Eq. (12) comes from the magnetic contribution α_M to the α effect, where $\alpha = \alpha_K + \alpha_M$ (Pouquet et al. 1976).

Equation (12) confirms first of all that α is catastrophically quenched (i.e., in an R_m -dependent fashion), when volume averages are used, i.e., when $\overline{\mathbf{J}} = \overline{\mathbf{F}}_f = \mathbf{0}$ and the assumption of stationarity is made ($\partial \alpha / \partial t = 0$). In that case, we obtain

$$\alpha = \frac{\alpha_K}{1 + R_m \overline{\mathbf{B}}^2 / B_{eq}^2} \quad (\text{for volume averages!}). \tag{13}$$

This equation was first motivated by Vainshtein and Cattaneo (1992) on the grounds that the energy ratio of small-scale to large-scale magnetic fields is proportional to R_m , i.e., $\langle \mathbf{b}^2 \rangle / \langle \overline{\mathbf{B}}^2 \rangle \approx R_m$ (e.g. Moffatt 1978; Krause and Rädler 1980), but this relation becomes invalid at large values of R_m where the rhs has to be replaced by $\ln R_m$ (Kleeorin and Rogachevskii 1994). Furthermore, this relation assumes that the small-scale magnetic field is solely the result of tangling, so dynamo action is actually ignored in the old argument of Vainshtein and Cattaneo (1992).

It is now clear from Eq. (12) that catastrophic quenching is alleviated when there are mean currents ($\overline{\mathbf{J}} \neq \mathbf{0}$), which is already the case in triply-periodic helical turbulence, where,

in fact, a super-equipartition field with $\langle \overline{\mathbf{B}^2} \rangle / \langle \mathbf{b}^2 \rangle \approx k_f / k_1$ can be generated, albeit only on a resistive time scale (Brandenburg 2001). Here, k_f / k_1 is the aforementioned scale separation ratio. Nevertheless, because of the long saturation time (which is determined by the microphysical diffusivity), such dynamos cannot be astrophysically relevant.

The ultimate rescue from catastrophic quenching seems to come from the presence of magnetic helicity flux divergences ($\nabla \cdot \overline{\mathbf{F}_f} \neq 0$). Interestingly, what is primarily required is that the dynamo-generated field is no longer completely homogeneous as in α^2 dynamos, where $\overline{\mathbf{B}}$ is a Beltrami field with spatially constant $\overline{\mathbf{B}^2}$. For example, when there is shear, we can have $\alpha\Omega$ -type dynamo action with finite $\nabla \cdot \overline{\mathbf{F}_f}$ within an otherwise periodic (or shearing-periodic) domain where catastrophic quenching was indeed found to be alleviated (Hubbard and Brandenburg 2012). However, to demonstrate complete R_m independence is still difficult, and can only be expected for $R_m \gtrsim 1000$ (Del Sordo et al. 2013).

At this point it is useful to return to the question of gauge-dependence. The evolution equation for the mean magnetic helicity density of the fluctuating field, $\overline{\mathbf{a} \cdot \mathbf{b}}$, can be written with a finite magnetic helicity flux divergence,

$$\frac{\partial}{\partial t} \overline{\mathbf{a} \cdot \mathbf{b}} = -2\overline{\mathbf{u} \times \mathbf{b} \cdot \overline{\mathbf{B}}} - 2\eta\mu_0 \overline{\mathbf{j} \cdot \mathbf{b}} - \nabla \cdot \overline{\mathbf{F}_f}. \tag{14}$$

One can now examine whether $\overline{\mathbf{a} \cdot \mathbf{b}}$, in the gauge under consideration, happens to be statistically stationary. In general, this does not need to be the case (for an example, see Fig. 2 of Brandenburg et al. 2002), but if it is, we can consider the overbars as denoting also an average over time, because then the left-hand side of Eq. (14) vanishes and we have

$$0 = -2\overline{\mathbf{u} \times \mathbf{b} \cdot \overline{\mathbf{B}}} - 2\eta\mu_0 \overline{\mathbf{j} \cdot \mathbf{b}} - \nabla \cdot \overline{\mathbf{F}_f}. \tag{15}$$

What is remarkable here is the fact that, at least in this special case ($\overline{\mathbf{a} \cdot \mathbf{b}}$ constant in time) the magnetic helicity flux divergence $\nabla \cdot \overline{\mathbf{F}_f}$ is no longer gauge-dependent, i.e., it must be the same in all gauges. Moreover, unlike the aforementioned surface-integrated gauge-invariant magnetic helicity flux $2\oint \mathbf{E} \times \mathbf{A}_p$, we can now make statements about its local dependence and its physical relation to mean flows and gradients of the magnetic helicity density. This has been done in several simulations which all confirm that an important part of the magnetic helicity flux is carried turbulent-diffusively like in Fickian diffusion (Mitra et al. 2010; Hubbard and Brandenburg 2010; Del Sordo et al. 2013).

5.1.3 Observational Clues

The Sign of the Helicity at Different Spatial Scales To make contact with solar magnetic helicity observations, we must ask about the scales on which helical fields are generated. If the large-scale field is really generated by an α effect, then both magnetic and current helicities of the large-scale field should have the same sign (Brandenburg 2001; Blackman and Brandenburg 2002) and should be positive in the north, where $\alpha > 0$. On large scales, the magnetic helicity $\langle \overline{\mathbf{A} \cdot \overline{\mathbf{B}}} \rangle$ obeys

$$\frac{d}{dt} \langle \overline{\mathbf{A} \cdot \overline{\mathbf{B}}} \rangle = 2\alpha \langle \overline{\mathbf{B}^2} \rangle - 2\eta_T \mu_0 \langle \overline{\mathbf{J} \cdot \overline{\mathbf{B}}} \rangle, \tag{16}$$

where we have assumed an isotropic α effect and an isotropic turbulent magnetic diffusivity η_t and $\eta_T = \eta_t + \eta$ is the total (turbulent plus microphysical) magnetic diffusivity. Note that, in the steady-state, we have

$$\mu_0 \langle \overline{\mathbf{J} \cdot \overline{\mathbf{B}}} \rangle = (\alpha / \eta_T) \langle \overline{\mathbf{B}^2} \rangle, \tag{17}$$

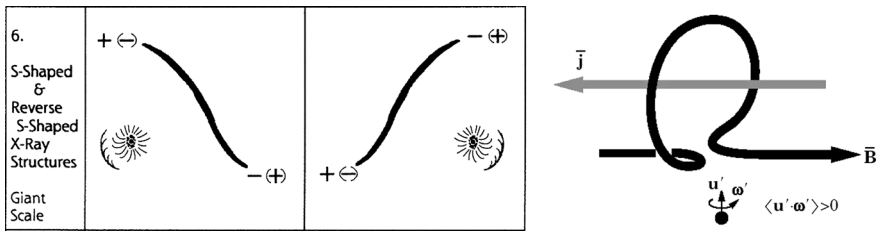


Fig. 8 Sketch of N-shaped and S-shaped sigmoidal structures in the northern and southern hemispheres (courtesy of Sara Martin) and sketch of an α loop for the southern hemisphere with positive kinetic helicity, taking S-shaped form when viewed from above (courtesy of Nobumitsu Yokoi)

i.e., the magnetic helicity of the large-scale field should indeed be positive in the north. At small scales, on the other hand, we expect the opposite sign. Only the latter has been observed directly. However, the N- and S-shaped structures in H α images can indirectly be associated with large-scale fields resulting from a positive α affect in the north; see Fig. 8. Indeed, the barbs of filaments are an example, because right-handed (left-handed) barbs are found in filaments in which the purely axial threads (independent of the barb threads) have a slight but definite shape of a left-handed (right-handed) sigmoid. This way of interpreting the two signs of helicity within a single filament was discussed by Ruzmaikin et al. (2003); see Table 1 of Martin (2003) for details.

Helicity Reversals Within the Solar Wind The observation of the magnetic helicity spectrum in the solar wind poses some questions, because the sign is exactly opposite of what is observed at the solar surface. Theoretical support for this surprising result comes from simulations of dynamos with an extended outer layer that only supports turbulent diffusion, but no α effect. A magnetic helicity reversal was first recognized in the simulations of Warnecke et al. (2011, 2012), but such reversals were already present in early mean-field simulations of Brandenburg et al. (2009), which included the physics of turbulent-diffusive magnetic helicity fluxes.

Two related explanations have been proposed. Firstly, within the dynamo the effects of α and η_T nearly balance, which implies that both terms enter the magnetic helicity equation with opposite signs; see Eq. (16). However, within the wind, the α effect is basically absent, creating therefore an imbalance and thus a contribution of opposite sign. A related explanation assumes a steady state and invokes a turbulent-diffusive magnetic helicity flux obeying a Fickian diffusion law, i.e., $\overline{\mathbf{F}_f} = -\kappa_f \nabla \mathbf{a} \cdot \mathbf{b}$, where κ_f is a turbulent diffusivity for magnetic helicity of the small-scale field. The difference from heat diffusion is that temperature is positive definite, but magnetic helicity is not. To transport positive magnetic helicity outward, we need a negative magnetic helicity gradient, which tends to drive it to (and even through) zero, which could explain the reversal. At present it is unclear which, if any, of these proposals is applicable. It is interesting to note, however, that similar reversals are seen also in the opposite orientations of coronal X-ray arcades in the northern and southern hemispheres; see Fig. 9. In essence, many filaments develop a sideways rolling motion that begins from the top down (Martin 2003) and evidence of this motion was found in H α Doppler observations and in 304 Å images from SOHO (Panasenco and Martin 2008) and subsequently in 304 Å from SDO and STEREO (Panasenco et al. 2011). The most convincing evidence that the forces for this change come from the coronal environment is the correlation with coronal holes. Quiescent filaments without exception were found to roll from the top down away from adjacent coronal holes (Panasenco et al. 2013). The right-hand part of Fig. 9 shows the

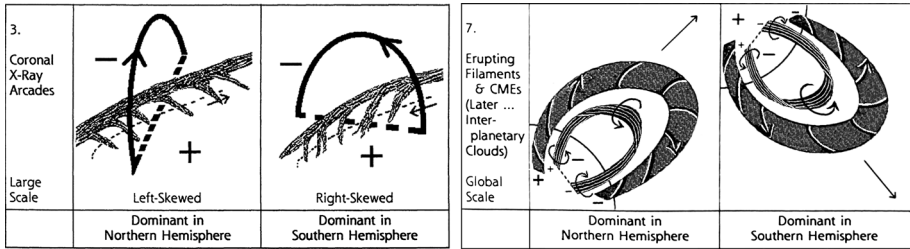


Fig. 9 Sketch of coronal X-ray arcades in the northern and southern hemispheres as well as their respective signs when they turn into interplanetary clouds (courtesy of Sara Martin)

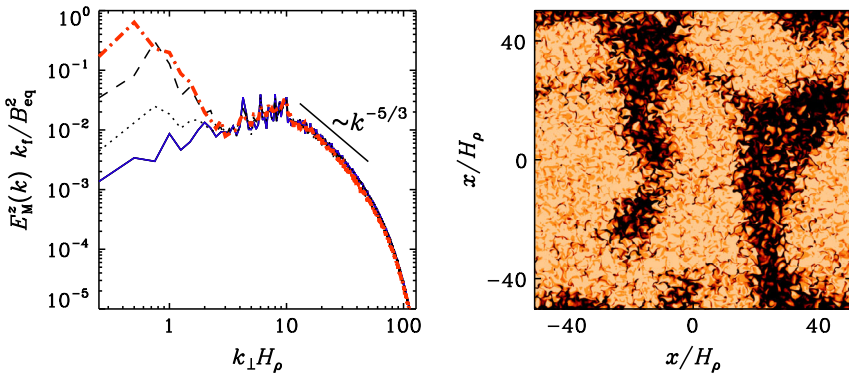


Fig. 10 *Left:* Normalized spectra of B_z from Run A40/1 of Brandenburg et al. (2014) at turbulent diffusive times $t\eta_t/H_p^2 \approx 0.2, 0.5, 1, \text{ and } 2.7$ with $k_f H_p = 10$ and $k_1 H_p = 0.25$. *Right:* Magnetic field configuration at the upper surface near the end of the simulation

direction of motions in the filament that result in their becoming twisted during eruption. The general direction of the magnetic field is denoted by the polarity at the footpoints.

Magnetic Structures from Cross Helicity? In the presence of strong stratification, cross helicity is being generated if a large-scale magnetic field pierces the surface. This leads to a gradual evolution of the magnetic energy spectra of the vertical field, $E_M^z(k)$, showing a growth at small wavenumbers, akin to inverse transfer resulting from the α effect and approximate magnetic helicity conservation. This growth is associated with the development of magnetic structures; see Fig. 10.

The formation of such magnetic structures has also been associated with the possibility of a large-scale instability resulting from a negative contribution to the effective (turbulent) magnetic pressure. This instability is therefore referred to as negative effective magnetic pressure instability (NEMPI). Earlier work on NEMPI has shown a remarkably degree of predictive power of this theory in comparison with simulations (Brandenburg et al. 2011a; Kemel et al. 2013; Losada et al. 2013), but it is still unclear what drives the magnetic structures in simulations where the field strongly exceeds equipartition with the energy density of the turbulent motions (Mitra et al. 2014). Whether or not NEMPI or similar phenomena play a role in the formation of active regions or even sunspots is however an open question.

6 Conclusion

The question appears simple: Why does a star such as the Sun support have a global-scale magnetic field which reverses every 11 years and has equatorially propagating activity wings? We do not have anything like a complete answer to this question.

At the most fundamental level we do not we do not know the profiles of all the large-scale flows that are present. Beginning with convection, which is the driver for the global-scale motions and the magnetic field, we have to leave the reader with the following unanswered questions: Why is there so little power at scales larger than supergranulation in the solar photosphere (Lord et al. 2014)? Does this lack of power reflect a lack of power in these large scales at depth (compare the results in Hanasoge et al. 2012; Greer et al. 2015)? Is our fundamental picture of convection inapplicable to the solar convection zone (Spruit 1997; Brandenburg 2015)?

Moving to the flows on the global scale: What does the meridional circulation look like beneath the solar surface (Zhao et al. 2013; Schad et al. 2013; Jackiewicz et al. 2015)? What maintains the solar differential rotation? What maintains the meridional circulation? For the latter two questions we have some ideas (which give different answers), but they depend partly on the strength of the convective flows and will also depend on how the 'small-scale' turbulent dynamo, supposed to operate in the convection zone, modifies the flows.

These problems in our understanding, for example the power spectrum of the convective flows in the Sun, are not necessarily critical for understanding the solar dynamo if we take the observed flows as given. This simplifies the problem to asking how the (partially) observed flows produce the solar dynamo with all its observed features. Even this more limited problem is not solved. In this review we have briefly highlighted two important open questions. One of these questions is: Why do sunspots only appear at latitudes below about $\pm 40^\circ$? The commonly given answer concerns the stability of toroidal flux located at the base of the convection zone, which for 10^5 G flux tubes are much more unstable at low latitudes than at high latitudes. Little consideration has however been given in this regard to the possibility that the toroidal flux is stored in the bulk of the convection zone. The second question we have highlighted is what causes the equatorial propagation of the activity belt towards the equator, and here we have competing answers. Both of these problems appear to be difficult, and their solution is likely to come from improvements in helioseismology and modeling efforts.

In order to end on a bright note, we think it is important to point out some of the recent progress which has occurred. For example we have Hale's law which tells us that the structure of the toroidal flux is quite simple, and at solar minimum the surface radial field is also simple (it is mainly near the poles and mainly of one sign in each hemisphere). This simplicity has enabled some rather strong conclusions to be drawn: the solar dynamo is an alpha-omega dynamo of the Babcock-Leighton type (Cameron and Schüssler 2015). Furthermore we have a number of ideas as to why the amount of activity varies from cycle to cycle (e.g. Jiang et al. 2015), and critically we are beginning to test these models against real data (Dikpati et al. 2006; Choudhuri et al. 2007; Dikpati et al. 2010b; Nandy et al. 2011). We thus have a long way to go but are making progress and have the right tools and perspective to make real progress in the coming years.

Acknowledgements This work was, in part, carried out in the context of Deutsche Forschungsgemeinschaft SFB 963 "Astrophysical Flow Instabilities and Turbulence" (Project A16).

This work was supported in part by the Swedish Research Council grants No. 621-2011-5076 and 2012-5797, as well as the Research Council of Norway under the FRINATEK grant 231444.

This work has been partially supported by NASA grant NNX08AQ34G. The National Center for Atmospheric Research is sponsored by the National Science Foundation.

NSO/Kitt Peak data used here are produced cooperatively by NSF/NOAO, NASA/GSFC, and NOAA/SEL. This work utilizes SOLIS data obtained by the NSO Integrated Synoptic Program (NISP), managed by the National Solar Observatory, which is operated by the Association of Universities for Research in Astronomy (AURA), Inc. under a cooperative agreement with the National Science Foundation. The synoptic magnetograms were downloaded from the NSO digital library, <http://diglib.nso.edu/ftp.html>

We acknowledge the support from ISSI Bern, for her participation in the ISSI workshop on.

Open access funding provided by Max Planck Society (or associated institution if applicable).

Open Access This article is distributed under the terms of the Creative Commons Attribution 4.0 International License (<http://creativecommons.org/licenses/by/4.0/>), which permits unrestricted use, distribution, and reproduction in any medium, provided you give appropriate credit to the original author(s) and the source, provide a link to the Creative Commons license, and indicate if changes were made.

References

- R. Arlt, R. Leussu, N. Giese, K. Mursula, I.G. Usoskin, Sunspot positions and sizes for 1825–1867 from the observations by Samuel Heinrich Schwabe. *Mon. Not. R. Astron. Soc.* **433**, 3165–3172 (2013). doi:[10.1093/mnras/stt961](https://doi.org/10.1093/mnras/stt961)
- H.W. Babcock, The topology of the Sun's magnetic field and the 22-year cycle. *Astrophys. J.* **133**, 572 (1961). doi:[10.1086/147060](https://doi.org/10.1086/147060)
- L.A. Balmaceda, S.K. Solanki, N.A. Krivova, S. Foster, A homogeneous database of sunspot areas covering more than 130 years. *J. Geophys. Res. Space Phys.* **114**, 7104 (2009). doi:[10.1029/2009JA014299](https://doi.org/10.1029/2009JA014299)
- B. Belucz, M. Dikpati, Role of asymmetric meridional circulation in producing North-South asymmetry in a solar cycle dynamo model. *Astrophys. J.* **779**, 4 (2013). doi:[10.1088/0004-637X/779/1/4](https://doi.org/10.1088/0004-637X/779/1/4)
- B. Belucz, M. Dikpati, E. Forgács-Dajka, A Babcock-Leighton solar dynamo model with multi-cellular meridional circulation in advection- and diffusion-dominated regimes. *Astrophys. J.* **806**, 169 (2015). doi:[10.1088/0004-637X/806/2/169](https://doi.org/10.1088/0004-637X/806/2/169)
- M.A. Berger, G.B. Field, The topological properties of magnetic helicity. *J. Fluid Mech.* **147**, 133–148 (1984). doi:[10.1017/S0022112084002019](https://doi.org/10.1017/S0022112084002019)
- M.A. Berger, A. Ruzmaikin, Rate of helicity production by solar rotation. *J. Geophys. Res.* **105**, 10481–10490 (2000). doi:[10.1029/1999JA900392](https://doi.org/10.1029/1999JA900392)
- L. Bertello, R.K. Ulrich, J.E. Boyden, The Mount Wilson Ca II K plage index time series. *Sol. Phys.* **264**, 31–44 (2010). doi:[10.1007/s11207-010-9570-z](https://doi.org/10.1007/s11207-010-9570-z)
- E.G. Blackman, A. Brandenburg, Dynamic nonlinearity in large-scale dynamos with shear. *Astrophys. J.* **579**, 359–373 (2002). doi:[10.1086/342705](https://doi.org/10.1086/342705)
- A. Brandenburg, The inverse cascade and nonlinear alpha-effect in simulations of isotropic helical hydro-magnetic turbulence. *Astrophys. J.* **550**, 824–840 (2001). doi:[10.1086/319783](https://doi.org/10.1086/319783)
- A. Brandenburg, The critical role of magnetic helicity in astrophysical large-scale dynamos. *Plasma Phys. Control. Fusion* **51**(12), 124043 (2009). doi:[10.1088/0741-3335/51/12/124043](https://doi.org/10.1088/0741-3335/51/12/124043)
- A. Brandenburg, Stellar mixing length theory with entropy rain (2015). [arXiv:1504.03189](https://arxiv.org/abs/1504.03189)
- A. Brandenburg, A. Nordlund, P. Pulkkinen, R.F. Stein, I. Tuominen, 3-D simulation of turbulent cyclonic magneto-convection. *Astron. Astrophys.* **232**, 277–291 (1990)
- A. Brandenburg, D. Moss, I. Tuominen, Stratification and thermodynamics in mean-field dynamos. *Astron. Astrophys.* **265**, 328–344 (1992)
- A. Brandenburg, W. Dobler, K. Subramanian, Magnetic helicity in stellar dynamos: new numerical experiments. *Astron. Nachr.* **323**, 99–122 (2002). doi:[10.1002/1521-3994\(200207\)323:2<99::AID-ASNA99>3.0.CO;2-B](https://doi.org/10.1002/1521-3994(200207)323:2<99::AID-ASNA99>3.0.CO;2-B)
- A. Brandenburg, S. Candelaresi, P. Chatterjee, Small-scale magnetic helicity losses from a mean-field dynamo. *Mon. Not. R. Astron. Soc.* **398**, 1414–1422 (2009). doi:[10.1111/j.1365-2966.2009.15188.x](https://doi.org/10.1111/j.1365-2966.2009.15188.x)
- A. Brandenburg, K. Kemel, N. Kleeorin, D. Mitra, I. Rogachevskii, Detection of negative effective magnetic pressure instability in turbulence simulations. *Astrophys. J. Lett.* **740**, 50 (2011a). doi:[10.1088/2041-8205/740/2/L50](https://doi.org/10.1088/2041-8205/740/2/L50)
- A. Brandenburg, K. Subramanian, A. Balogh, M.L. Goldstein, Scale dependence of magnetic helicity in the solar wind. *Astrophys. J.* **734**, 9 (2011b). doi:[10.1088/0004-637X/734/1/9](https://doi.org/10.1088/0004-637X/734/1/9)
- A. Brandenburg, O. Gressel, S. Jabbari, N. Kleeorin, I. Rogachevskii, Mean-field and direct numerical simulations of magnetic flux concentrations from vertical field. *Astron. Astrophys.* **562**, 53 (2014). doi:[10.1051/0004-6361/201322681](https://doi.org/10.1051/0004-6361/201322681)
- T.M. Brown, C.A. Morrow, Depth and latitude dependence of solar rotation. *Astrophys. J. Lett.* **314**, 21–26 (1987). doi:[10.1086/184843](https://doi.org/10.1086/184843)

- B.P. Brown, M.K. Browning, A.S. Brun, M.S. Miesch, J. Toomre, Persistent magnetic wreaths in a rapidly rotating sun. *Astrophys. J.* **711**, 424–438 (2010). doi:[10.1088/0004-637X/711/1/424](https://doi.org/10.1088/0004-637X/711/1/424)
- A.S. Brun, M.S. Miesch, J. Toomre, Global-scale turbulent convection and magnetic dynamo action in the solar envelope. *Astrophys. J.* **614**, 1073–1098 (2004). doi:[10.1086/423835](https://doi.org/10.1086/423835)
- P. Caligari, F. Moreno-Insertis, M. Schüssler, Emerging flux tubes in the solar convection zone. I: asymmetry, tilt, and emergence latitude. *Astrophys. J.* **441**, 886–902 (1995). doi:[10.1086/175410](https://doi.org/10.1086/175410)
- R. Cameron, M. Schüssler, Solar cycle prediction using precursors and flux transport models. *Astrophys. J.* **659**, 801–811 (2007). doi:[10.1086/512049](https://doi.org/10.1086/512049)
- R. Cameron, M. Schüssler, A robust correlation between growth rate and amplitude of solar cycles: consequences for prediction methods. *Astrophys. J.* **685**, 1291–1296 (2008). doi:[10.1086/591079](https://doi.org/10.1086/591079)
- R.H. Cameron, M. Schüssler, Are the strengths of solar cycles determined by converging flows towards the activity belts? *Astron. Astrophys.* **548**, 57 (2012). doi:[10.1051/0004-6361/201219914](https://doi.org/10.1051/0004-6361/201219914)
- R. Cameron, M. Schüssler, The crucial role of surface magnetic fields for the solar dynamo. *Science* **347**, 1333–1335 (2015). doi:[10.1126/science.1261470](https://doi.org/10.1126/science.1261470)
- R.H. Cameron, M. Dasi-Espuig, J. Jiang, E. Işık, D. Schmitt, M. Schüssler, Limits to solar cycle predictability: cross-equatorial flux plumes. *Astron. Astrophys.* **557**, 141 (2013). doi:[10.1051/0004-6361/201321981](https://doi.org/10.1051/0004-6361/201321981)
- R.C. Canfield, H.S. Hudson, D.E. McKenzie, Sigmoidal morphology and eruptive solar activity. *Geophys. Res. Lett.* **26**, 627–630 (1999). doi:[10.1029/1999GL900105](https://doi.org/10.1029/1999GL900105)
- M. Carbonell, R. Oliver, J.L. Ballester, On the asymmetry of solar activity. *Astron. Astrophys.* **274**, 497 (1993)
- R.C. Carrington, On the distribution of the solar spots in latitudes since the beginning of the year 1854, with a map. *Mon. Not. R. Astron. Soc.* **19**, 1–3 (1858)
- F. Cattaneo, D.W. Hughes, Nonlinear saturation of the turbulent α effect. *Phys. Rev. E* **54**, 4532 (1996). doi:[10.1103/PhysRevE.54.R4532](https://doi.org/10.1103/PhysRevE.54.R4532)
- J. Chae, The magnetic helicity sign of filament chirality. *Astrophys. J. Lett.* **540**, 115–118 (2000). doi:[10.1086/312880](https://doi.org/10.1086/312880)
- J. Chae, Observational determination of the rate of magnetic helicity transport through the solar surface via the horizontal motion of field line footpoints. *Astrophys. J. Lett.* **560**, 95–98 (2001). doi:[10.1086/324173](https://doi.org/10.1086/324173)
- A.R. Choudhuri, P.A. Gilman, The influence of the Coriolis force on flux tubes rising through the solar convection zone. *Astrophys. J.* **316**, 788–800 (1987). doi:[10.1086/165243](https://doi.org/10.1086/165243)
- A.R. Choudhuri, M. Schussler, M. Dikpati, The solar dynamo with meridional circulation. *Astron. Astrophys.* **303**, 29 (1995)
- A.R. Choudhuri, P. Chatterjee, J. Jiang, Predicting solar cycle 24 with a solar dynamo model. *Phys. Rev. Lett.* **98**(13), 131103 (2007). doi:[10.1103/PhysRevLett.98.131103](https://doi.org/10.1103/PhysRevLett.98.131103)
- F. Clette, L. Svalgaard, J.M. Vaquero, E.W. Cliver, Revisiting the sunspot number. A 400-year perspective on the solar cycle. *Space Sci. Rev.* **186**, 35–103 (2014). doi:[10.1007/s11214-014-0074-2](https://doi.org/10.1007/s11214-014-0074-2)
- M. Dasi-Espuig, S.K. Solanki, N.A. Krivova, R. Cameron, T. Peñaflor, Sunspot group tilt angles and the strength of the solar cycle. *Astron. Astrophys.* **518**, 7 (2010). doi:[10.1051/0004-6361/201014301](https://doi.org/10.1051/0004-6361/201014301)
- F. Del Sordo, G. Guerrero, A. Brandenburg, Turbulent dynamos with advective magnetic helicity flux. *Mon. Not. R. Astron. Soc.* **429**, 1686–1694 (2013). doi:[10.1093/mnras/sts398](https://doi.org/10.1093/mnras/sts398)
- C.R. DeVore, Magnetic helicity generation by solar differential rotation. *Astrophys. J.* **539**, 944–953 (2000). doi:[10.1086/309274](https://doi.org/10.1086/309274)
- C.R. DeVore, J.P. Boris, N.R. Sheeley Jr., The concentration of the large-scale solar magnetic field by a meridional surface flow. *Sol. Phys.* **92**, 1–14 (1984). doi:[10.1007/BF00157230](https://doi.org/10.1007/BF00157230)
- A. Diercke, R. Arlt, C. Denker, Digitization of sunspot drawings by Spörer made in 1861–1894. *Astron. Nachr.* **336**, 53 (2015). doi:[10.1002/asna.201412138](https://doi.org/10.1002/asna.201412138)
- M. Dikpati, P. Charbonneau, A Babcock-Leighton flux transport dynamo with solar-like differential rotation. *Astrophys. J.* **518**, 508–520 (1999). doi:[10.1086/307269](https://doi.org/10.1086/307269)
- M. Dikpati, G. de Toma, P.A. Gilman, Predicting the strength of solar cycle 24 using a flux-transport dynamo-based tool. *Geophys. Res. Lett.* **33**, 5102 (2006). doi:[10.1029/2005GL025221](https://doi.org/10.1029/2005GL025221)
- M. Dikpati, P.A. Gilman, G. de Toma, The Waldmeier effect: an artifact of the definition of wolf sunspot number? *Astrophys. J. Lett.* **673**, 99–101 (2008). doi:[10.1086/527360](https://doi.org/10.1086/527360)
- M. Dikpati, P.A. Gilman, R.P. Kane, Length of a minimum as predictor of next solar cycle's strength. *Geophys. Res. Lett.* **37**, 6104 (2010a). doi:[10.1029/2009GL042280](https://doi.org/10.1029/2009GL042280)
- M. Dikpati, P.A. Gilman, G. de Toma, R.K. Ulrich, Impact of changes in the Sun's conveyor-belt on recent solar cycles. *Geophys. Res. Lett.* **37**, 14107 (2010b). doi:[10.1029/2010GL044143](https://doi.org/10.1029/2010GL044143)
- S. D'Silva, A.R. Choudhuri, A theoretical model for tilts of bipolar magnetic regions. *Astron. Astrophys.* **272**, 621 (1993)
- B.R. Durney, On a Babcock-Leighton dynamo model with a deep-seated generating layer for the toroidal magnetic field. *Sol. Phys.* **160**, 213–235 (1995). doi:[10.1007/BF00732805](https://doi.org/10.1007/BF00732805)

- C.J. Durrant, J.P.R. Turner, P.R. Wilson, The mechanism involved in the reversals of the Sun's polar magnetic fields. *Sol. Phys.* **222**, 345–362 (2004). doi:[10.1023/B:SOLA.0000043577.33961.82](https://doi.org/10.1023/B:SOLA.0000043577.33961.82)
- T.L. Duvall Jr., Large-scale solar velocity fields. *Sol. Phys.* **63**, 3–15 (1979). doi:[10.1007/BF00155690](https://doi.org/10.1007/BF00155690)
- Y. Fan, F. Fang, A simulation of convective dynamo in the solar convective envelope: maintenance of the solar-like differential rotation and emerging flux. *Astrophys. J.* **789**, 35 (2014). doi:[10.1088/0004-637X/789/1/35](https://doi.org/10.1088/0004-637X/789/1/35)
- M. Ghizaru, P. Charbonneau, P.K. Smolarkiewicz, Magnetic cycles in global large-eddy simulations of solar convection. *Astrophys. J. Lett.* **715**, 133–137 (2010). doi:[10.1088/2041-8205/715/2/L133](https://doi.org/10.1088/2041-8205/715/2/L133)
- S.E. Gibson, L. Fletcher, G. Del Zanna, C.D. Pike, H.E. Mason, C.H. Mandrini, P. Démoulin, H. Gilbert, J. Burckpile, T. Holzer, D. Alexander, Y. Liu, N. Nitta, J. Qiu, B. Schmieder, B.J. Thompson, The structure and evolution of a sigmoidal active region. *Astrophys. J.* **574**, 1021–1038 (2002). doi:[10.1086/341090](https://doi.org/10.1086/341090)
- P.A. Gilman, Nonlinear dynamics of Boussinesq convection in a deep rotating spherical shell. I. Geophys. Astrophys. Fluid Dyn. **8**, 93–135 (1977). doi:[10.1080/03091927708240373](https://doi.org/10.1080/03091927708240373)
- P.A. Gilman, Dynamically consistent nonlinear dynamos driven by convection in a rotating spherical shell. II—dynamos with cycles and strong feedbacks. *Astrophys. J. Suppl. Ser.* **53**, 243–268 (1983). doi:[10.1086/190891](https://doi.org/10.1086/190891)
- P.A. Gilman, J. Miller, Dynamically consistent nonlinear dynamos driven by convection in a rotating spherical shell. *Astrophys. J. Suppl. Ser.* **46**, 211–238 (1981). doi:[10.1086/190743](https://doi.org/10.1086/190743)
- G.A. Glatzmaier, Numerical simulations of stellar convective dynamos. II—field propagation in the convection zone. *Astrophys. J.* **291**, 300–307 (1985). doi:[10.1086/163069](https://doi.org/10.1086/163069)
- G.A. Glatzmaier, P.H. Roberts, A three-dimensional convective dynamo solution with rotating and finitely conducting inner core and mantle. *Phys. Earth Planet. Inter.* **91**, 63–75 (1995). doi:[10.1016/0031-9201\(95\)03049-3](https://doi.org/10.1016/0031-9201(95)03049-3)
- W. Gleissberg, A long-periodic fluctuation of the sun-spot numbers. *Observatory* **62**, 158–159 (1939)
- B.J. Greer, B.W. Hindman, N.A. Featherstone, J. Toomre, Helioseismic imaging of fast convective flows throughout the near-surface shear layer. *Astrophys. J. Lett.* **803**, 17 (2015). doi:[10.1088/2041-8205/803/2/L17](https://doi.org/10.1088/2041-8205/803/2/L17)
- A.V. Gruzinov, P.H. Diamond, Nonlinear mean field electrodynamics of turbulent dynamos. *Phys. Plasmas* **3**, 1853–1857 (1996). doi:[10.1063/1.871981](https://doi.org/10.1063/1.871981)
- G.E. Hale, On the probable existence of a magnetic field in Sun-spots. *Astrophys. J.* **28**, 315 (1908). doi:[10.1086/141602](https://doi.org/10.1086/141602)
- G.E. Hale, F. Ellerman, S.B. Nicholson, A.H. Joy, The magnetic polarity of Sun-spots. *Astrophys. J.* **49**, 153 (1919). doi:[10.1086/142452](https://doi.org/10.1086/142452)
- S.M. Hanasoge, T.L. Duvall, K.R. Sreenivasan, Anomalously weak solar convection. *Proc. Natl. Acad. Sci.* **109**, 11928–11932 (2012). doi:[10.1073/pnas.1206570109](https://doi.org/10.1073/pnas.1206570109)
- D.H. Hathaway, A standard law for the equatorward drift of the sunspot zones. *Sol. Phys.* **273**, 221–230 (2011). doi:[10.1007/s11207-011-9837-z](https://doi.org/10.1007/s11207-011-9837-z)
- D.H. Hathaway, Supergranules as probes of the Sun's meridional circulation. *Astrophys. J.* **760**, 84 (2012). doi:[10.1088/0004-637X/760/1/84](https://doi.org/10.1088/0004-637X/760/1/84)
- N.E. Haugen, A. Brandenburg, W. Dobler, Simulations of nonhelical hydromagnetic turbulence. *Phys. Rev. E* **70**(1), 016308 (2004). doi:[10.1103/PhysRevE.70.016308](https://doi.org/10.1103/PhysRevE.70.016308)
- A. Herzenberg, Geomagnetic dynamos. *Philos. Trans. R. Soc. Lond. Ser. A* **250**, 543–583 (1958). doi:[10.1098/rsta.1958.0007](https://doi.org/10.1098/rsta.1958.0007)
- R. Howard, B.J. Labonte, The sun is observed to be a torsional oscillator with a period of 11 years. *Astrophys. J. Lett.* **239**, 33–36 (1980). doi:[10.1086/183286](https://doi.org/10.1086/183286)
- R. Howard, P.I. Gilman, P.A. Gilman, Rotation of the sun measured from Mount Wilson white-light images. *Astrophys. J.* **283**, 373–384 (1984). doi:[10.1086/162315](https://doi.org/10.1086/162315)
- R.F. Howard, K.R. Sivaraman, S.S. Gupta, P.I. Gilman, Sunspot motions from a study of Kodaikanal and Mount Wilson observations, in *Basic Plasma Processes on the Sun*, ed. by E.R. Priest, V. Krishan. IAU Symposium, vol. 142 (1990), pp. 107–111
- R. Howe, Solar interior rotation and its variation. *Living Rev. Sol. Phys.* **6**, 1 (2009). doi:[10.12942/lrsp-2009-1](https://doi.org/10.12942/lrsp-2009-1)
- A. Hubbard, A. Brandenburg, Magnetic helicity fluxes in an $\alpha 2$ dynamo embedded in a halo. *Geophys. Astrophys. Fluid Dyn.* **104**, 577–590 (2010). doi:[10.1080/03091929.2010.506438](https://doi.org/10.1080/03091929.2010.506438)
- A. Hubbard, A. Brandenburg, Catastrophic quenching in $\alpha\Omega$ dynamos revisited. *Astrophys. J.* **748**, 51 (2012). doi:[10.1088/0004-637X/748/1/51](https://doi.org/10.1088/0004-637X/748/1/51)
- J. Jackiewicz, A. Serebryanskiy, S. Kholikov, Meridional flow in the solar convection zone. II. Helioseismic inversions of GONG data. *Astrophys. J.* **805**, 133 (2015). doi:[10.1088/0004-637X/805/2/133](https://doi.org/10.1088/0004-637X/805/2/133)
- J. Jiang, D.H. Hathaway, R.H. Cameron, S.K. Solanki, L. Gizon, L. Upton, Magnetic flux transport at the solar surface. *Space Sci. Rev.* **186**, 491–523 (2014). doi:[10.1007/s11214-014-0083-1](https://doi.org/10.1007/s11214-014-0083-1)

- J. Jiang, R.H. Cameron, M. Schüssler, The cause of the weak solar cycle 24. *Astrophys. J. Lett.* **808**, 28 (2015). doi:[10.1088/2041-8205/808/1/L28](https://doi.org/10.1088/2041-8205/808/1/L28)
- P.J. Käpylä, M.J. Mantere, A. Brandenburg, Cyclic magnetic activity due to turbulent convection in spherical wedge geometry. *Astrophys. J. Lett.* **755**, 22 (2012). doi:[10.1088/2041-8205/755/1/L22](https://doi.org/10.1088/2041-8205/755/1/L22)
- B.B. Karak, A.R. Choudhuri, The Waldmeier effect and the flux transport solar dynamo. *Mon. Not. R. Astron. Soc. Lett.* **410**, 1503–1512 (2011). doi:[10.1111/j.1365-2966.2010.17531.x](https://doi.org/10.1111/j.1365-2966.2010.17531.x)
- A.P. Kazantsev, Enhancement of a magnetic field by a conducting fluid. *Sov. Phys. JETP* **26**, 1031 (1968)
- R.K. Keenigs, A new interpretation of the alpha effect. *Phys. Fluids* **26**, 2558–2560 (1983). doi:[10.1063/1.864446](https://doi.org/10.1063/1.864446)
- K. Kemel, A. Brandenburg, N. Kleeorin, D. Mitra, I. Rogachevskii, Active region formation through the negative effective magnetic pressure instability. *Sol. Phys.* **287**, 293–313 (2013). doi:[10.1007/s11207-012-0031-8](https://doi.org/10.1007/s11207-012-0031-8)
- S. Kida, S. Yanase, J. Mizushima, Statistical properties of MHD turbulence and turbulent dynamo. *Phys. Fluids A* **3**, 457–465 (1991). doi:[10.1063/1.858102](https://doi.org/10.1063/1.858102)
- N. Kleeorin, I. Rogachevskii, Effective Ampère force in developed magnetohydrodynamic turbulence. *Phys. Rev. E* **50**, 2716–2730 (1994). doi:[10.1103/PhysRevE.50.2716](https://doi.org/10.1103/PhysRevE.50.2716)
- F. Krause, K.-H. Rädler, *Mean-Field Magnetohydrodynamics and Dynamo Theory* (Akademie-Verlag, Berlin, 1980)
- L. Křivský, K. Pejml, *Solar Activity, Aurorae and Climate in Central Europe in the Last 1000 Years* (Astronomical Institute of the Czechoslovak Academy of Sciences, Prague, 1988), p. 75
- M. Küker, G. Rüdiger, M. Schultz, Circulation-dominated solar shell dynamo models with positive alpha-effect. *Astron. Astrophys.* **374**, 301–308 (2001). doi:[10.1051/0004-6361/20010686](https://doi.org/10.1051/0004-6361/20010686)
- J. Langfellner, L. Gizon, A.C. Birch, Time-distance helioseismology: a new averaging scheme for measuring flow vorticity. *Astron. Astrophys.* **570**, 90 (2014). doi:[10.1051/0004-6361/201424201](https://doi.org/10.1051/0004-6361/201424201)
- J. Larmor, How could a rotating body such as the Sun become a magnet? *Rep. Br. Assoc. Adv. Sci.* **87th Meeting**, 159–160 (1919)
- R.B. Leighton, Transport of magnetic fields on the Sun. *Astrophys. J.* **140**, 1547 (1964). doi:[10.1086/148058](https://doi.org/10.1086/148058)
- R.B. Leighton, A magneto-kinematic model of the solar cycle. *Astrophys. J.* **156**, 1 (1969). doi:[10.1086/149943](https://doi.org/10.1086/149943)
- J. Li, R.K. Ulrich, Long-term measurements of sunspot magnetic tilt angles. *Astrophys. J.* **758**, 115 (2012). doi:[10.1088/0004-637X/758/2/115](https://doi.org/10.1088/0004-637X/758/2/115)
- B.W. Lites, D.L. Akin, G. Card, T. Cruz, D.W. Duncan, C.G. Edwards, D.F. Elmore, C. Hoffmann, Y. Katsukawa, N. Katz, M. Kubo, K. Ichimoto, T. Shimizu, R.A. Shine, K.V. Streander, A. Suematsu, T.D. Tarbell, A.M. Title, S. Tsuneta, The Hinode spectro-polarimeter. *Sol. Phys.* **283**, 579–599 (2013). doi:[10.1007/s11207-012-0206-3](https://doi.org/10.1007/s11207-012-0206-3)
- J.W. Lord, R.H. Cameron, M.P. Rast, M. Rempel, T. Roudier, The role of subsurface flows in solar surface convection: modeling the spectrum of supergranular and larger scale flows. *Astrophys. J.* **793**, 24 (2014). doi:[10.1088/0004-637X/793/1/24](https://doi.org/10.1088/0004-637X/793/1/24)
- I.R. Losada, A. Brandenburg, N. Kleeorin, I. Rogachevskii, Competition of rotation and stratification in flux concentrations. *Astron. Astrophys.* **556**, 83 (2013). doi:[10.1051/0004-6361/201220939](https://doi.org/10.1051/0004-6361/201220939)
- T. Magara, D.W. Longcope, Sigmoid structure of an emerging flux tube. *Astrophys. J. Lett.* **559**, 55–59 (2001). doi:[10.1086/323635](https://doi.org/10.1086/323635)
- S.F. Martin, Conditions for the formation and maintenance of filaments (invited review). *Sol. Phys.* **182**, 107–137 (1998a). doi:[10.1023/A:1005026814076](https://doi.org/10.1023/A:1005026814076)
- S.F. Martin, filament chirality: a link between fine-scale and global patterns (review), in *IAU Colloq. 167: New Perspectives on Solar Prominences*, ed. by D.F. Webb, B. Schmieder, D.M. Rust. Astronomical Society of the Pacific Conference Series, vol. 150 (1998b), p. 419
- S.F. Martin, Signs of helicity in solar prominences and related features. *Adv. Space Res.* **32**, 1883–1893 (2003). doi:[10.1016/S0273-1177\(03\)90622-3](https://doi.org/10.1016/S0273-1177(03)90622-3)
- W.H. Matthaeus, M.L. Goldstein, C. Smith, Evaluation of magnetic helicity in homogeneous turbulence. *Phys. Rev. Lett.* **48**, 1256–1259 (1982). doi:[10.1103/PhysRevLett.48.1256](https://doi.org/10.1103/PhysRevLett.48.1256)
- E.W. Maunder, Note on the distribution of sun-spots in heliographic latitude, 1874–1902. *Mon. Not. R. Astron. Soc. Lett.* **64**, 747–761 (1904)
- M. Meneguzzi, U. Frisch, A. Pouquet, Helical and nonhelical turbulent dynamos. *Phys. Rev. Lett.* **47**, 1060–1064 (1981). doi:[10.1103/PhysRevLett.47.1060](https://doi.org/10.1103/PhysRevLett.47.1060)
- M.S. Miesch, M. Dikpati, A three-dimensional Babcock-Leighton solar dynamo model. *Astrophys. J. Lett.* **785**, 8 (2014). doi:[10.1088/2041-8205/785/1/L8](https://doi.org/10.1088/2041-8205/785/1/L8)
- M.S. Miesch, J.R. Elliott, J. Toomre, T.L. Clune, G.A. Glatzmaier, P.A. Gilman, Three-dimensional spherical simulations of solar convection. I. Differential rotation and pattern evolution achieved with laminar and turbulent states. *Astrophys. J.* **532**, 593–615 (2000). doi:[10.1086/308555](https://doi.org/10.1086/308555)

- D. Mitra, S. Candelaresi, P. Chatterjee, R. Tavakol, A. Brandenburg, equatorial magnetic helicity flux in simulations with different gauges. *Astron. Nachr.* **331**, 130 (2010). doi:[10.1002/asna.200911308](https://doi.org/10.1002/asna.200911308)
- D. Mitra, A. Brandenburg, N. Kleeorin, I. Rogachevskii, Intense bipolar structures from stratified helical dynamos. *Mon. Not. R. Astron. Soc. Lett.* **445**, 761–769 (2014). doi:[10.1093/mnras/stu1755](https://doi.org/10.1093/mnras/stu1755)
- H.K. Moffatt, The degree of knottedness of tangled vortex lines. *J. Fluid Mech.* **35**, 117–129 (1969). doi:[10.1017/S0022112069000991](https://doi.org/10.1017/S0022112069000991)
- H.K. Moffatt, *Magnetic Field Generation in Electrically Conducting Fluids* (Cambridge University Press, Cambridge, 1978)
- A. Muñoz-Jaramillo, M. Dasi-Espuig, L.A. Balmaceda, E.E. DeLuca, Solar cycle propagation, memory, and prediction: insights from a century of magnetic proxies. *Astrophys. J. Lett.* **767**, 25 (2013). doi:[10.1088/2041-8205/767/2/L25](https://doi.org/10.1088/2041-8205/767/2/L25)
- D. Nandy, A. Muñoz-Jaramillo, P.C.H. Martens, The unusual minimum of sunspot cycle 23 caused by meridional plasma flow variations. *Nature* **471**, 80–82 (2011). doi:[10.1038/nature09786](https://doi.org/10.1038/nature09786)
- N.J. Nelson, B.P. Brown, A. Sacha Brun, M.S. Miesch, J. Toomre, Buoyant magnetic loops generated by global convective dynamo action. *Sol. Phys.* **289**, 441–458 (2014). doi:[10.1007/s11207-012-0221-4](https://doi.org/10.1007/s11207-012-0221-4)
- H. Nevanlinna, E. Kataja, An extension of the geomagnetic activity index series aa for two solar cycles (1844–1868). *Geophys. Res. Lett.* **20**, 2703–2706 (1993). doi:[10.1029/93GL03001](https://doi.org/10.1029/93GL03001)
- O. Panasenco, S.F. Martin, Topological analyses of symmetric eruptive prominences, in *Subsurface and Atmospheric Influences on Solar Activity*, ed. by R. Howe, R.W. Komm, K.S. Balasubramaniam, G.J.D. Petrie. *Astronomical Society of the Pacific Conference Series*, vol. 383 (2008), p. 243
- O. Panasenco, S. Martin, A.D. Joshi, N. Srivastava, Rolling motion in erupting prominences observed by STEREO. *J. Atmos. Sol.-Terr. Phys.* **73**, 1129–1137 (2011). doi:[10.1016/j.jastp.2010.09.010](https://doi.org/10.1016/j.jastp.2010.09.010)
- O. Panasenco, S.F. Martin, M. Velli, A. Vourlidas, Origins of rolling, twisting, and non-radial propagation of eruptive solar events. *Sol. Phys.* **287**, 391–413 (2013). doi:[10.1007/s11207-012-0194-3](https://doi.org/10.1007/s11207-012-0194-3)
- E.N. Parker, Hydromagnetic dynamo models. *Astrophys. J.* **122**, 293 (1955a). doi:[10.1086/146087](https://doi.org/10.1086/146087)
- E.N. Parker, The formation of sunspots from the solar toroidal field. *Astrophys. J.* **121**, 491 (1955b). doi:[10.1086/146010](https://doi.org/10.1086/146010)
- A. Pouquet, U. Frisch, J. Leorat, Strong MHD helical turbulence and the nonlinear dynamo effect. *J. Fluid Mech.* **77**, 321–354 (1976). doi:[10.1017/S0022112076002140](https://doi.org/10.1017/S0022112076002140)
- É. Racine, P. Charbonneau, M. Ghizaru, A. Bouchat, P.K. Smolarkiewicz, On the mode of dynamo action in a global large-eddy simulation of solar convection. *Astrophys. J.* **735**, 46 (2011). doi:[10.1088/0004-637X/735/1/46](https://doi.org/10.1088/0004-637X/735/1/46)
- M. Rieutord, N. Meunier, T. Roudier, S. Rondi, F. Beigbeder, L. Parès, Solar supergranulation revealed by granule tracking. *Astron. Astrophys.* **479**, 17–20 (2008). doi:[10.1051/0004-6361/20079077](https://doi.org/10.1051/0004-6361/20079077)
- G.O. Roberts, Spatially periodic dynamos. *Philos. Trans. R. Soc. Lond. Ser. A* **266**, 535–558 (1970). doi:[10.1098/rsta.1970.0011](https://doi.org/10.1098/rsta.1970.0011)
- T. Roudier, J.M. Malherbe, J. Vignean, B. Pfeiffer, Solar mesogranule lifetime measurements. *Astron. Astrophys.* **330**, 1136–1144 (1998)
- G. Rüdiger, A. Brandenburg, V.V. Pipin, A helicity proxy from horizontal solar flow patterns. *Astron. Nachr.* **320**, 135 (1999)
- G. Rüdiger, L.L. Kitchatinov, A. Brandenburg, Cross helicity and turbulent magnetic diffusivity in the solar convection zone. *Sol. Phys.* **269**, 3–12 (2011). doi:[10.1007/s11207-010-9683-4](https://doi.org/10.1007/s11207-010-9683-4)
- G. Rüdiger, M. Küker, R.S. Schnerr, Cross helicity at the solar surface by simulations and observations. *Astron. Astrophys.* **546**, 23 (2012). doi:[10.1051/0004-6361/201219268](https://doi.org/10.1051/0004-6361/201219268)
- A. Ruzmaikin, S. Martin, Q. Hu, Signs of magnetic helicity in interplanetary coronal mass ejections and associated prominences: case study. *J. Geophys. Res.* **108**, 1096 (2003). doi:[10.1029/2002JA009588](https://doi.org/10.1029/2002JA009588)
- A. Schad, J. Timmer, M. Roth, Global helioseismic evidence for a deeply penetrating solar meridional flow consisting of multiple flow cells. *Astrophys. J. Lett.* **778**, 38 (2013). doi:[10.1088/2041-8205/778/2/L38](https://doi.org/10.1088/2041-8205/778/2/L38)
- P.H. Scherrer, R.S. Bogart, R.I. Bush, J.T. Hoeksema, A.G. Kosovichev, J. Schou, W. Rosenberg, L. Springer, T.D. Tarbell, A. Title, C.J. Wolfson, I. Zayer, MDI Engineering Team, The solar oscillations investigation—Michelson Doppler imager. *Sol. Phys.* **162**, 129–188 (1995). doi:[10.1007/BF00733429](https://doi.org/10.1007/BF00733429)
- P.H. Scherrer, J. Schou, R.I. Bush, A.G. Kosovichev, R.S. Bogart, J.T. Hoeksema, Y. Liu, T.L. Duvall, J. Zhao, A.M. Title, C.J. Schrijver, T.D. Tarbell, S. Tomczyk, The Helioseismic and Magnetic Imager (HMI) investigation for the Solar Dynamics Observatory (SDO). *Sol. Phys.* **275**, 207–227 (2012). doi:[10.1007/s11207-011-9834-2](https://doi.org/10.1007/s11207-011-9834-2)
- J. Schou, H.M. Antia, S. Basu, R.S. Bogart, R.I. Bush, S.M. Chitre, J. Christensen-Dalsgaard, M.P. Di Mauro, W.A. Dziembowski, A. Eff-Darwich, D.O. Gough, D.A. Haber, J.T. Hoeksema, R. Howe, S.G. Korzennik, A.G. Kosovichev, R.M. Larsen, F.P. Pijpers, P.H. Scherrer, T. Sekii, T.D. Tarbell, A.M. Title, M.J. Thompson, J. Toomre, Helioseismic studies of differential rotation in the solar envelope by the solar oscillations investigation using the Michelson Doppler imager. *Astrophys. J.* **505**, 390–417 (1998). doi:[10.1086/306146](https://doi.org/10.1086/306146)

- M. Schwabe, Sonnen-und Saturn-Beobachtungen im Jahre 1848, von Herrn Hofrath Schwabe in Dessau. *Astron. Nachr.* **28**, 302 (1849)
- N. Seehafer, Electric current helicity in the solar atmosphere. *Sol. Phys.* **125**, 219–232 (1990). doi:[10.1007/BF00158402](https://doi.org/10.1007/BF00158402)
- J. Shetye, D. Tripathi, M. Dikpati, Observations and modeling of North–South asymmetries using a flux transport dynamo. *Astrophys. J.* **799**, 220 (2015). doi:[10.1088/0004-637X/799/2/220](https://doi.org/10.1088/0004-637X/799/2/220)
- E.J. Smith, A. Balogh, Ulysses observations of the radial magnetic field. *Geophys. Res. Lett.* **22**, 3317–3320 (1995). doi:[10.1029/95GL02826](https://doi.org/10.1029/95GL02826)
- G. Spörer, Beobachtung der Sonnenflecken etc. *Astron. Nachr.* **96**, 23 (1879). doi:[10.1002/asna.18790960205](https://doi.org/10.1002/asna.18790960205)
- G. Spörer, Mémoires et observations. Sur les différences que présentent l'hémisphère nord et l'hémisphère sud du soleil. *Bull. Astron., Sér. I* **6**, 60–63 (1889a)
- G. Spörer, Über die Periodicität der Sonnenflecken seit dem Jahr 1618. *Nova Acta-Kais. Leopold.-Carol. Dtsch. Akad. Nat.forsch.* **53**(2), 281–324 (1889b)
- H. Spruit, Convection in stellar envelopes: a changing paradigm. *Mem. Soc. Astron. Ital.* **68**, 397 (1997)
- M. Steenbeck, F. Krause, K.-H. Rädler, Berechnung der mittleren Lorentz-Feldstärke $\nabla \times \mathbf{B}$ für ein elektrisch leitendes Medium in turbulenter, durch Coriolis-Kräfte beeinflusster Bewegung. *Z. Naturforsch. Teil A* **21**, 369 (1966)
- R.F. Stein, A. Nordlund, Topology of convection beneath the solar surface. *Astrophys. J. Lett.* **342**, 95–98 (1989). doi:[10.1086/185493](https://doi.org/10.1086/185493)
- R.F. Stein, Å. Nordlund, On the formation of active regions. *Astrophys. J. Lett.* **753**, 13 (2012)
- F. Steinhilber, J.A. Abreu, J. Beer, I. Brunner, M. Christl, H. Fischer, U. Heikkilä, P.W. Kubik, M. Mann, K.G. McCracken, H. Miller, H. Miyahara, H. Oerter, F. Wilhelmis, 9,400 years of cosmic radiation and solar activity from ice cores and tree rings. *Proc. Natl. Acad. Sci.* **109**, 5967–5971 (2012). doi:[10.1073/pnas.1118965109](https://doi.org/10.1073/pnas.1118965109)
- M. Stix, Comments on the solar dynamo. *Astron. Astrophys.* **37**, 121–133 (1974)
- S. Tsuneta, K. Ichimoto, Y. Katsukawa, B.W. Lites, K. Matsuzaki, S. Nagata, D. Orozco Suárez, T. Shimizu, M. Shimojo, R.A. Shine, Y. Suematsu, T.K. Suzuki, T.D. Tarbell, A.M. Title, The magnetic landscape of the Sun's polar region. *Astrophys. J.* **688**, 1374–1381 (2008). doi:[10.1086/592226](https://doi.org/10.1086/592226)
- R.K. Ulrich, Solar meridional circulation from Doppler shifts of the Fe I line at 5250 Å as measured by the 150-foot Solar Tower telescope at the M. Wilson observatory. *Astrophys. J.* **725**, 658–669 (2010). doi:[10.1088/0004-637X/725/1/658](https://doi.org/10.1088/0004-637X/725/1/658)
- I.G. Usoskin, S.K. Solanki, G.A. Kovaltsov, Grand minima and maxima of solar activity: new observational constraints. *Astron. Astrophys.* **471**, 301–309 (2007). doi:[10.1051/0004-6361/20077704](https://doi.org/10.1051/0004-6361/20077704)
- S.I. Vainshtein, F. Cattaneo, Nonlinear restrictions on dynamo action. *Astrophys. J.* **393**, 165–171 (1992). doi:[10.1086/171494](https://doi.org/10.1086/171494)
- M. Waldmeier, *Ergebnisse und Probleme der Sonnenforschung* (Becker & Erler Kom.-Ges., Leipzig, 1941)
- M. Waldmeier, *Ergebnisse und Probleme der Sonnenforschung* (Geest & Portig, Leipzig, 1955)
- Y.-M. Wang, N.R. Sheeley Jr., Average properties of bipolar magnetic regions during sunspot cycle 21. *Sol. Phys.* **124**, 81–100 (1989). doi:[10.1007/BF00146521](https://doi.org/10.1007/BF00146521)
- Y.-M. Wang, N.R. Sheeley Jr., Magnetic flux transport and the Sun's dipole moment—new twists to the Babcock-Leighton model. *Astrophys. J.* **375**, 761–770 (1991). doi:[10.1086/170240](https://doi.org/10.1086/170240)
- Y.-M. Wang, N.R. Sheeley, Understanding the geomagnetic precursor of the solar cycle. *Astrophys. J. Lett.* **694**, 11–15 (2009). doi:[10.1088/0004-637X/694/1/L11](https://doi.org/10.1088/0004-637X/694/1/L11)
- J. Warnecke, A. Brandenburg, D. Mitra, Dynamo-driven plasmoid ejections above a spherical surface. *Astron. Astrophys.* **534**, 11 (2011). doi:[10.1051/0004-6361/201117023](https://doi.org/10.1051/0004-6361/201117023)
- J. Warnecke, A. Brandenburg, D. Mitra, Magnetic twist: a source and property of space weather. *J. Space Weather Space Clim.* **2**(27), 11 (2012). doi:[10.1051/swsc/2012011](https://doi.org/10.1051/swsc/2012011)
- J. Warnecke, P.J. Käpylä, M.J. Käpylä, A. Brandenburg, On the cause of solar-like equatorward migration in global convective dynamo simulations. *Astrophys. J. Lett.* **796**, 12 (2014). doi:[10.1088/2041-8205/796/1/L12](https://doi.org/10.1088/2041-8205/796/1/L12)
- B.T. Welsch, D.W. Longcope, Magnetic helicity injection by horizontal flows in the quiet Sun. I. Mutual-helicity flux. *Astrophys. J.* **588**, 620–629 (2003). doi:[10.1086/368408](https://doi.org/10.1086/368408)
- P.R. Wilson, R.C. Altrocki, K.L. Harvey, S.F. Martin, H.B. Snodgrass, The extended solar activity cycle. *Nature* **333**, 748–750 (1988). doi:[10.1038/333748a0](https://doi.org/10.1038/333748a0)
- L. Woltjer, On hydromagnetic equilibrium. *Proc. Natl. Acad. Sci.* **44**, 833–841 (1958). doi:[10.1073/pnas.44.9.833](https://doi.org/10.1073/pnas.44.9.833)
- N. Yokoi, Cross helicity and related dynamo. *Geophys. Astrophys. Fluid Dyn.* **107**, 114–184 (2013). doi:[10.1080/03091929.2012.754022](https://doi.org/10.1080/03091929.2012.754022)
- H. Yoshimura, Solar-cycle dynamo wave propagation. *Astrophys. J.* **201**, 740–748 (1975). doi:[10.1086/153940](https://doi.org/10.1086/153940)

- H. Zhang, A. Brandenburg, D.D. Sokoloff, Magnetic helicity and energy spectra of a solar active region. *Astrophys. J. Lett.* **784**, 45 (2014). doi:[10.1088/2041-8205/784/2/L45](https://doi.org/10.1088/2041-8205/784/2/L45)
- M.Y. Zhao, X.F. Wang, H.Q. Zhang, The correlation between the magnetic and velocity fields on the full solar disk. *Sol. Phys.* **270**, 23–33 (2011). doi:[10.1007/s11207-011-9742-5](https://doi.org/10.1007/s11207-011-9742-5)
- J. Zhao, R.S. Bogart, A.G. Kosovichev, T.L. Duvall Jr., T. Hartlep, Detection of equatorward meridional flow and evidence of double-cell meridional circulation inside the Sun. *Astrophys. J. Lett.* **774**, 29 (2013). doi:[10.1088/2041-8205/774/2/L29](https://doi.org/10.1088/2041-8205/774/2/L29)
- J.B. Zirker, S.F. Martin, K. Harvey, V. Gaizauskas, Global magnetic patterns of chirality. *Sol. Phys.* **175**, 27–44 (1997). doi:[10.1023/A:1004946303735](https://doi.org/10.1023/A:1004946303735)