

Modification of Diet and Foraging Range by Harvester Ants in Response to Altered Seed Availability

Ian C. Robertson¹ · Matthew S. Schmasow¹

Received: 8 May 2017 / Revised: 13 April 2018 / Accepted: 27 April 2018 /

Published online: 3 May 2018

© Springer Science+Business Media, LLC, part of Springer Nature 2018

Abstract Food collection is a critical component of an individual's life, and for eusocial insects, the colony that individual foragers support and maintain. Changes to the distribution and composition of food types in the environment are expected influence diet selection if the economics of foraging are altered. For seed-harvesting ants, the abundance and composition of seed types available on the ground typically shows a high degree of spatial and temporal variability, and not all types of seed are equally valued by foragers. We evaluated the response of Owyhee harvester ants (*Pogonomyrmex salinus*) to reductions in the availability of Sandberg bluegrass (*Poa secunda*) seeds, a preferred food type, while leaving the availability of cheatgrass (*Bromus tectorum*) seeds, a less favored food type, unmanipulated. At control colonies ($N=8$), cheatgrass seeds comprised $3.9 \pm 1.6\%$ of total seed intake, while Sandberg bluegrass seeds accounted for the remainder of the diet. At colonies where bluegrass was trimmed to prevent new seeds from dropping within 12 m of the nest ($N=8$), cheatgrass seed intake increased significantly to $8.2 \pm 1.4\%$ of the diet. Despite the uptick in collection of cheatgrass seeds, bluegrass seed collection remained high and very similar between treatment and control colonies. Treatment colonies were significantly more likely than control colonies to have at least one trunk trail that extended beyond the 12 m foraging range of the colony, and ants returning along these trails carried bluegrass seeds but not cheatgrass seeds. These results suggest that when preferred seeds dropped in abundance near nests, the economics of foraging by harvester ants favored a small increase in acceptance of less preferred seeds as well as more distant forays to locate and collect preferred seeds.

Keywords Seed predation · Foraging · Harvester ant · *Pogonomyrmex salinus* · *Poa secunda* · *Bromus tectorum*

✉ Ian C. Robertson
iroberts@boisestate.edu

¹ Department of Biological Sciences, Boise State University, 1910 University Drive, Boise, ID 83725-1515, USA

Introduction

Food collection is a critical component of an individual animal's life, and for eusocial insects, the colony that individual foragers support and maintain. Natural selection should favor individuals that maximize energy intake per unit time, subject to limitations caused by imperfect knowledge of food availability in the environment (Stephens and Krebs 1986; Stephens et al. 2007). Changes to the distribution and composition of food types in the environment are expected to influence diet selection if the economics of foraging are altered (MacArthur and Pianka 1966; Davidson 1978; Crist and MacMahon 1992; Kerley et al. 2010). Here we examine whether Owyhee harvester ants, *Pogonomyrmex salinus* (Hymenoptera: Formicidae), alter diet selection and foraging patterns in response to changes in the availability of preferred seeds on the soil surface near their nests.

Harvester ants in the genus *Pogonomyrmex* are large-scale collectors and consumers of plant seeds and propagules in many arid and semiarid ecosystems of the Americas (Johnson 2000). Their nest mounds often dot the landscape, and typically range in density from 10 to 80 colonies/ha (MacMahon et al. 2000). In temperate climates, harvester ants forage diurnally from spring to autumn whenever surface temperatures are sufficiently warm, gathering large numbers of seeds from the soil surface, as well as insects, soil particles, feces, sticks, and leafy vegetation (Taber 1998; Belchior et al. 2012). In most species, individual foragers travel to and from their nest along habitual foraging trails that radiate away from the nest, gradually dissipating into resource patches where foragers search for food (Gordon 1991, 1995; MacMahon et al. 2000). In some cases, these trails exist as narrow visible clearings of vegetation, or “trunk trails” (Hölldobler 1976). The formation and use of trunk trails by foragers is influenced in part by the quality and distribution of food patches, as well as by competition with adjacent colonies (MacMahon et al. 2000; Howell and Robertson 2015).

Although harvester ants collect and consume seeds from a wide range of plant species in the environment, they exhibit marked preferences for certain kinds of seed, with grasses, mustards, and other small-seeded species often figuring prominently in diet (Crist and MacMahon 1992; Detrain and Pasteels 2000; Pirk et al. 2009; Pirk and Lopez de Casenave 2011; Schmasow and Robertson 2016). Seed selectivity is influenced by the relative seasonal abundance of seeds (Whitford 1978; Briese and Macauley 1981; Mehlhop and Scott Jr 1983; Crist and MacMahon 1992; Pirk et al. 2009; Pol et al. 2011), size and morphology of seeds (Peters et al. 2003; Pirk and Lopez de Casenave 2010, 2011; Hickey et al. 2016), nutritional quality of seeds (Kelrick et al. 1986; Crist and MacMahon 1992; Kay 2004), and competition with other species of seed harvesting ants (Mehlhop and Scott Jr 1983). In general, harvester ants adopt a time minimization strategy rather than a net energy gain per item returned strategy (Weier and Feener Jr 1995; Morehead and Feener Jr 1998; Heredia and Detrain 2005; Pirk and Lopez de Casenave 2010). Preference is given to nutritious seeds that can be quickly collected and transported back to the nest (Kelrick et al. 1986; Crist and MacMahon 1992; Schmasow and Robertson 2016).

Studies of seed selection by harvester ants often rely on cafeteria-style or pairwise choice experiments using seeds placed on trays (i.e., artificial food patches) near trunk trails to evaluate and establish hierarchies of preference for naturally occurring seeds (Kelrick et al. 1986; Gross et al. 1991; Crist and MacMahon 1992; Pirk and Lopez de

Casenave 2011; Ostoja et al. 2013). Some food-patch studies rely on the use of commercial seeds with known morphological and nutritional attributes (e.g., millet, sesame, oats) in order to select for desired seed traits in choice experiments (Davidson 1978; Holder Bailey and Polis 1987; Fewell and Harrison 1991; Heredia and Detrain 2005). Although artificial food-patch studies, including those using commercial seeds, have helped to identify factors that influence the foraging decisions of harvester ants, the importance of natural resource availability within the foraging range of individual colonies is often overlooked. Because the identity, abundance, and spatial distribution of naturally occurring seeds around ant colonies can influence the selectivity of foragers (Detrain et al. 2000; Guarino et al. 2005; Pirk et al. 2009), efforts to characterize and understand selectivity by ants should include foraging scenarios that reflect conditions ants experience naturally within their habitat (Crist and MacMahon 1992).

In southwestern Idaho, Owyhee harvester ants foraging in open grassland prefer the seeds of Sandberg bluegrass (*Poa secunda*) and tall tumblemustard (*Sisymbrium altissimum*) to those of cheatgrass (*Bromus tectorum*), as indicated by the consistent overrepresentation of *P. secunda* and *S. altissimum* seeds in the diet, and the underrepresentation of *B. tectorum* seeds despite their widespread abundance on the soil surface (Schmasow and Robertson 2016). Similar findings have been reported for the western harvester ant, *Pogonomyrmex occidentalis* (Kelrick et al. 1986; Crist and MacMahon 1992; Ostoja et al. 2013). The relatively long length of *B. tectorum* seeds, along with their persistent bristled awn, makes them difficult for ants to transport. In contrast, the seeds of *P. secunda* and *S. altissimum* are small enough to be transported to nests with relative ease (Schmasow and Robertson 2016). Although individual *B. tectorum* seeds contain about 12 times the caloric content of *P. secunda* and *S. altissimum* seeds, on a gram for gram basis *S. altissimum* seeds and *P. secunda* seeds provide more energy than *B. tectorum* seeds, and they contain significantly higher percent crude protein than *B. tectorum* seeds (Schmasow and Robertson 2016).

In the present study, we experimentally reduced the abundance of Sandberg bluegrass seeds located within a 12 m radius of Owyhee harvester ant colonies to test whether ants would (1) increase their uptake of cheatgrass seeds in response to lower availability of bluegrass seeds on the soil surface near their nests, (2) search greater distances for bluegrass seeds when nearby sources were partially depleted, or (3) both. We chose a 12 m radius because although *Pogonomyrmex* ants travel up to 25 m in search of food, most foraging takes place within 10–12 m of nests (MacMahon et al. 2000; personal observations). We relied on the natural spatial distribution of plants around colonies to create a more realistic foraging environment than can be achieved using artificial food patches placed near trunk trails.

Methods

Study Site

We conducted the study from mid-May through July 2011 at a 10-ha site located within a population of Owyhee harvester ants (~25.5 colonies/ha) near Melba, Idaho (43°23' 14.49" N / 116°28'44.59" W). Following a wildfire in the late 1990's, the plant community at this site shifted from sagebrush-steppe to open grassland dominated by Sandberg

bluegrass (*Poa secunda*), cheatgrass (*Bromus tectorum*), and tall tumblemustard (*Sisymbrium altissimum*). Of those species, only *P. secunda* is native to the area. However, both *B. tectorum* and *S. altissimum* have a long post-fire invasion history in southern Idaho (Piemeisel 1951), and both are a regular part of the landscape in which Owyhee harvester ants forage. Sparse patches of Wyoming big sagebrush (*Artemisia tridentata* ssp. *wyomingensis*), gray rabbitbrush (*Ericameria nauseosa*), brome fescue (*Vulpia bromoides*), bluebunch wheatgrass (*Agropyron spicatum*), crested wheatgrass (*Agropyron desertorum*), and slickspot peppergrass (*Lepidium papilliferum*) are scattered throughout the site but did not factor prominently around the ant colonies included in our study.

Ant Colonies and Seed Manipulations

We selected 16 harvester ant colonies that were at least 40 m apart from one another to reduce competition effects among colonies and ensure statistical independence of samples. Any *S. altissimum* growing within a 12 m radius of colonies was removed weekly using a gasoline-powered rotary weed trimmer to limit the foraging options available to ants to just two species – *P. secunda* and *B. tectorum*. Although *S. altissimum* was abundant at the site in 2011, in some years it is rare (unpublished data). Therefore, its removal did not create an unusual foraging scenario for ants. Following removal of *S. altissimum*, mean (\pm SE) overhead coverage within the 12 m radius of ant colonies was $14.6 \pm 3.1\%$ *P. secunda*, $39.7 \pm 6.5\%$ *B. tectorum*, $1.9 \pm 0.9\%$ other plant species (primarily *Artemisia tridentata* and the non-flowering remnants of trimmed *S. altissimum*), and $43.8 \pm 6.2\%$ bare ground, including biological soil crust.

We randomly assigned eight of the 16 ant colonies to the control and the remainder to the treatment. We did not alter the vegetation around control colonies, apart from the weekly removal of *S. altissimum* as described above. Around treatment colonies, we deployed the weed trimmer in late May to remove the fruiting structures of *P. secunda* located within a 12 m radius of each colony. Trimming occurred before *P. secunda* had matured sufficiently to produce seeds and was repeated weekly to ensure these plants did not contribute to the surface seed pool. The removal of fruiting structures on *P. secunda*, while leaving *B. tectorum* plants intact, was facilitated by the uniformly taller height of *P. secunda* fruiting structures relative to those of *B. tectorum*. Loose vegetative debris caused by trimming was lightly raked and removed from the experimental areas as much as possible.

Seed Availability

One day prior to the initial trimming of *P. secunda*, we sampled for seeds around all treatment and control ant colonies to determine how much *P. secunda* and *B. tectorum* seed from previous years was present on the soil surface. We took 10, 5.3 cm diameter soil cores at random locations within the 12 m foraging radius of each colony. In order to sample only those seeds available to foragers, we brushed loose surface debris, including seeds, from the upper 0.5 cm of each core sample and placed the debris into a zip-lock bag. We pooled the 10 sub-samples into one sample per colony. In the laboratory, we sifted the samples through a series of increasingly finer sieves (1.4 mm, 850 μ m, 710 μ m, 500 μ m, and 250 μ m diameter mesh, Hogentogler & Co., Inc.), from which seeds were collected, identified and counted by hand under 10 \times

magnification. This sampling procedure was repeated six and eight weeks after the initial sampling. The six-week pause before our first resampling effort allowed *P. secunda* at the control colonies sufficient time to mature and drop their seeds.

Seed Intake and Trunk Trail Formation

We conducted weekly observations throughout July at each ant colony to determine whether experimental reduction of Sandberg bluegrass seed abundance altered ant foraging behavior. Specifically, we determined whether the number and species identity of seeds returned to nests by harvester ants differed between treatment and control, and whether the reduction in bluegrass seeds around treatment colonies led to an increase in the formation of trunk trails that extended beyond 12 m of nests. Observations were conducted between 0900 and 1200, the time during which ants were most active in foraging. We visited the colonies in random order each week to avoid any bias in foraging activity associated with time of day. Observations at each colony lasted five minutes, during which time we visually identified and recorded the type of seed carried by each ant as it returned to its nest. Prior to each observation period, we noted the presence or absence of active trunk trails that extended beyond 12 m of the nest. Trunk trails were deemed active if we observed harvester ants moving along the trail away from their nest, or along the trail back to their nest while carrying seeds.

Statistical Analyses

We used two-tailed t-tests to confirm that colonies assigned to treatment and control at the start of the experiment did not differ in the number of *P. secunda* or *B. tectorum* seeds on the soil surface within 12 m of each nest. Treatment effects on *P. secunda* and *B. tectorum* seed abundance on the soil surface in July were analyzed using a 2×2 (treatment/control; second/fourth week of July) mixed factorial repeated measures ANOVA with repeated measures on the second factor (week). We used a one-tailed test in this instance because the trimming of *P. secunda* at the start of the experiment was expected to have only a negative effect on *P. secunda* seed numbers. Weekly differences in numbers of *P. secunda* and *B. tectorum* seeds collected and returned to nests by foraging ants were analyzed using a two-tailed 2×4 (treatment/control; sampling weeks 1 through 4) mixed factorial repeated measures ANOVA with repeated measures on the second factor (week). We log transformed the data where appropriate to improve normality. We used a Cochran-Mantel-Haenszel test (Cochran 1954; Mantel and Haenszel 1959) to account for repeated measures when testing for an effect of treatment on the number of colonies with and without trunk trails that extended beyond 12 m of the colony. All analyses were conducted using SAS 9.3.

Results

Seed Availability

The surface soil core samples we collected contained only *B. tectorum* and *P. secunda* seeds. The absence of *S. altissimum* seeds in these samples, as well as in foraging

observations, confirmed that the frequent removal of *S. altissimum* from the vicinity of ant colonies effectively eliminated their seeds from the surface seed pool. In a concurrent experiment where *S. altissimum* were not removed from around ant colonies (Schmasow and Robertson 2016), *S. altissimum* seeds were detected frequently both in soil core samples and foraging observations of ants returning to their nests.

We found no significant differences between treatment and control colonies in the number of *B. tectorum* or *P. secunda* seeds present in surface soil cores taken one day prior to experimental manipulation (*B. tectorum*: Fig. 1a, $t = -1.32$, $df = 14$, $p = 0.209$; *P. secunda*: Fig. 1b, $t = 1.30$, $df = 14$, $p = 0.215$). Between the start of the experiment and the first sampling date in July, the number of *B. tectorum* seeds in soil cores increased significantly both at treatment ($t = 6.54$, $df = 7$, $p < 0.0001$) and control ($t = 5.04$, $df = 7$, $p = 0.002$) colonies (Fig. 1a), reflecting the release of new seeds. During this same period, *P. secunda* seed numbers increased significantly at control colonies ($t = 2.086$, $df = 7$, $p = 0.038$), reflecting the release of new seeds, and dropped significantly at treatment colonies ($t = 2.314$, $df = 7$, $p = 0.027$), reflecting the consequences of trimming (Fig. 1b). There was no significant difference in the abundance of *B. tectorum* seed between treatment and control colonies at either of the two sampling periods in July (Fig. 1a; $F_{1,14} = 0.06$, $p = 0.82$). By contrast, *P. secunda* seed was significantly less

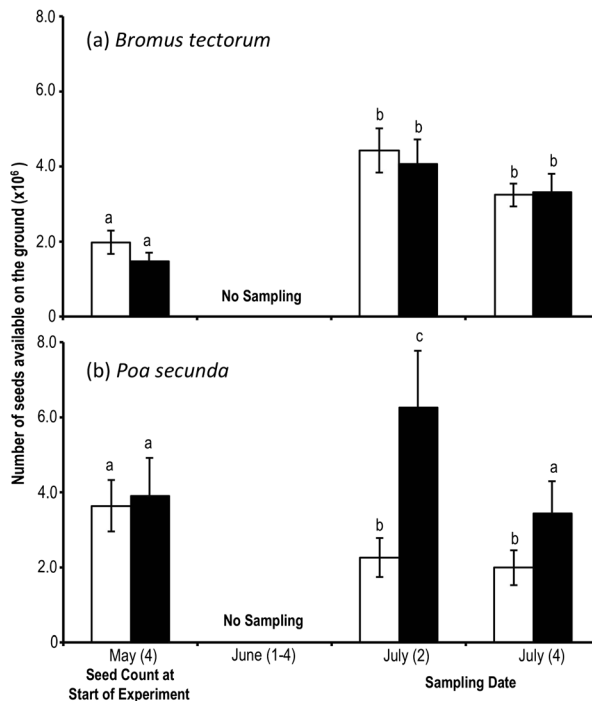


Fig. 1 Availability of (a) cheatgrass and (b) Sandberg bluegrass seeds on the soil surface at treatment (open bars, $N = 8$) and control (filled bars, $N = 8$) colonies. Sampling dates are shown as Month (week). The May sampling date represents conditions at the start of the experiment, prior to the trimming of bluegrass at treatment colonies. The July sampling dates show seed numbers six and eight weeks after bluegrass fruiting structures had been trimmed around treatment colonies. Seed numbers (mean \pm SE) are scaled to the 12 m foraging radius around colonies. Different letters above bars indicate significant differences (see text for details)

abundant around treatment colonies than around control colonies at both sampling dates in July ($F_{1,14} = 3.21$, $p = 0.047$). The average difference in *P. secunda* seed numbers between treatment and control colonies was 51.4% across the two sampling dates (Fig. 1b). The interaction between treatment and sampling date in July for *P. secunda* was not statistically significant ($F_{1,14} = 2.87$, $p = 0.113$).

Seed Intake

Throughout the experiment, the only seeds we observed ants carrying to their nests were those of *B. tectorum* and *P. secunda*. We ignored the few instances in which ants were observed carrying items other than seeds (e.g., sticks and other vegetative debris, pebbles, arthropod carcasses). On average, ants belonging to treatment colonies gathered significantly more *B. tectorum* seeds than did ants from control colonies (Fig. 2; $F_{1,14} = 8.18$, $p = 0.013$). The increase in *B. tectorum* seed intake at treatment colonies was not mirrored by a decrease in *P. secunda* seeds returned to the nest (Fig. 3; $F_{1,14} = 0.0$, $p = 0.967$). Moreover, total seed intake (*B. tectorum* plus *P. secunda*) at colonies was not significantly different between treatment and control ($F_{1,14} = 1.11$, $p = 0.310$). Regardless of treatment, *B. tectorum* seeds represented only a small fraction of the total number of seeds returned by ants to their nests ($8.2 \pm 1.4\%$ and $3.9 \pm 1.6\%$ at treatment and control colonies, respectively).

Trunk Trail Formation

Treatment colonies were significantly more likely than control colonies to have at least one trunk trail that extended beyond 12 m of the nest (Table 1; $\chi^2_{CMH} = 8.21$, $df = 1$, $p = 0.004$). Ants returning along trunk trails from beyond 12 m of their nest were often observed carrying *P. secunda* seeds but never *B. tectorum* seeds; however, no quantitative assessment of food items being returned from beyond 12 m was made.

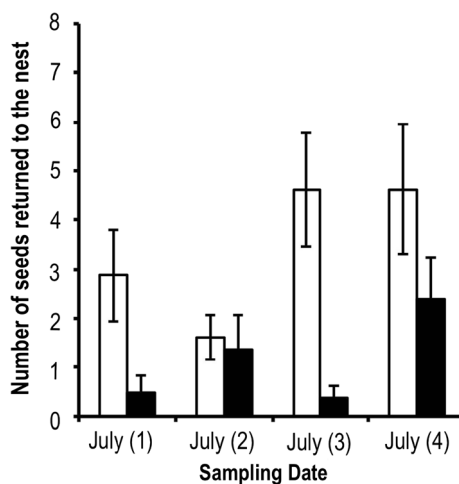


Fig. 2 Mean number of cheatgrass seeds (\pm SE) returned to nests during each 5-min observation period at treatment (open bars, $N = 8$) and control (filled bars, $N = 8$) colonies ($F_{1,14} = 8.18$, $p = 0.013$). Sampling dates are shown as Month (week)

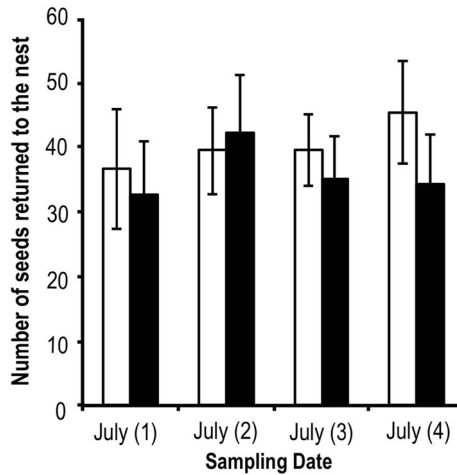


Fig. 3 Mean number of Sandberg bluegrass seeds (\pm SE) returned to nests during each 5-min observation period at treatment (open bars, $N=8$) and control (filled bars, $N=8$) colonies ($F_{1,14}=0.0$, $p=0.967$). Sampling dates are shown as Month (week)

Discussion

Harvester ants in the genus *Pogonomyrmex* collect seeds from a wide range of plants, although they tend to specialize on abundant, small-seeded species (Crist and MacMahon 1992; MacMahon et al. 2000; Pirk et al. 2009; Pirk and Lopez de Casenave 2011; Ostoja et al. 2013; Schmasow and Robertson 2016). Diet selection is influenced by the nutrient requirements of the colony (Kay 2004), the morphological and nutritional characteristics of available seeds (Kelrick et al. 1986; Crist and MacMahon 1992; Pirk and Lopez de Casenave 2010; Hickey et al. 2016), and the temporal abundance and distribution of seeds in the environment (Whitford 1978; Briese and Macauley 1981; Crist and MacMahon 1992; Pirk et al. 2009; Pol et al. 2011). Our study shows that both diet selection and foraging range of Owyhee harvester ants are responsive to reductions in preferred seeds on the soil surface near nests. Ants increased their uptake of cheatgrass (*Bromus tectorum*) seeds, a less-preferred food type, from 3.9% to 8.2% of diet when the number of Sandberg bluegrass (*Poa secunda*) seeds, a more-preferred food type, was reduced by more than 50% on the soil surface within 12 m of nests. Despite this modification in diet, collection of bluegrass seeds remained high and very similar between treatment and control colonies.

Table 1 Weekly assessment of the number of treatment and control colonies that had one or more trunk trails extending beyond 12 m of the nest

Observation Period (Week)	Number of colonies with one or more trunk trails that extended beyond 12 m of nest	
	Treatment ($N=8$)	Control ($N=8$)
1	4	1
2	4	1
3	5	2
4	3	1

Ants at treatment colonies may have augmented their intake of bluegrass seeds by traveling to more distant food patches - treatment colonies were significantly more likely than control colonies to have at least one trunk trail extending beyond the 12 m foraging range of the colony, and ants returning along these trails were observed carrying bluegrass seeds but not cheatgrass seeds. Thus, our results suggest that while the reduction in bluegrass seed availability resulted in a small increase in uptake of cheatgrass seeds, ants continued to exhibit a strong preference for bluegrass seeds by traveling farther for these seeds and by maintaining high levels of these seeds in their diet.

Foraging theory predicts that the inclusion of a specific prey type will depend not on its own encounter rate, but rather on the encounter rate of more profitable prey items (Stephens and Krebs 1986). Support for this prediction, while mixed, is found across a wide range of studies, particularly in those where prey items are immobile (e.g., seeds, nectar and leaves) (Sih and Christensen 2001). In the seed-harvesting ant *Messor bouvieri*, inclusion of less-preferred seeds in the diet (i.e., those from smaller-seeded species) is strongly dependent on the abundance of more-preferred seeds (i.e., those from larger-seeded species) (Willott et al. 2000). Likewise, in a study of *Pogonomyrmex occidentalis*, Crist and MacMahon (1992) found that increases in the abundance of cheatgrass seeds, the seeds least preferred by ants in their study, did not lower total seed intake rates for preferred species. In our study, Owyhee harvester ants increased their collection of cheatgrass seeds following experimental reduction of bluegrass seeds around nests, which suggests that the economics of including cheatgrass seeds in the diet became more favorable when bluegrass seeds became less locally abundant. Moreover, because bluegrass seeds present around treatment colonies (Fig. 1b, open bars) were likely seeds left over from previous years, their nutritional quality may have been low compared to the freshly deposited seeds that contributed to the surface seed pool around control colonies. In a shrub-steppe ecosystem similar to ours, Crist and Friese (1993) found that fungal pathogens and decomposition reduced seed viability of *Poa canbyi* and several other species over time, and that *Pogonomyrmex occidentalis* foragers were more likely to avoid moldy seeds than control seeds. In our study, lower quality of leftover bluegrass seeds relative to freshly dropped seeds may have contributed to the increase in uptake of cheatgrass seeds around treatment colonies. However, further study is needed to determine whether Owyhee harvester ants discriminate between freshly dropped bluegrass seeds and those left over from previous years.

Surprisingly, the reduction in bluegrass seeds around treatment nests, and the concomitant uptick in the proportion of cheatgrass seeds in ant diet, was not mirrored by a detectable reduction in the number of bluegrass seeds returned to nests by ants, or by a change in total seed intake. These results may be an artifact of the relatively small change, statistically significant though it was, found in cheatgrass seed intake at treatment colonies. Had the modification in diet been more dramatic in terms of cheatgrass seed intake, a detectable corresponding reduction in bluegrass seed intake, or an increase in total seed intake, would be expected.

In assessing the increase in cheatgrass seed intake at treatment colonies, we cannot rule out the possibility that the trimming of bluegrass may have created conditions on the ground that allowed ants to travel more efficiently with cheatgrass seeds, thereby leading to an increase in uptake of those seeds. For example, Hickey et al. (2016) found

that reduced ground cover significantly increased the travel speed of seed-carrying *Pogonomyrmex occidentalis*, and the likelihood that *Ephedra viridis* seeds would be harvested by the ants. A major hindrance to ants transporting cheatgrass seeds is that the seed's awn repeatedly catches in vegetation, which forces ants to retrace their steps and find alternative pathways back to the nest, assuming individuals do not discard their seeds entirely (personal observations). Because vegetation at ground level adversely affects travel speed in *Pogonomyrmex* ants (Fewell 1988; Hickey et al. 2016), the creation of open spaces via trimming and raking might have facilitated travel of ants carrying cheatgrass seeds, thereby increasing the seed's profitability as food. However, this explanation seems unlikely given that the trimming procedure we used only affected the upper reaches of bluegrass, not the growth of plants at ground level, and raking was used to clear vegetative debris at both treatment nests (bluegrass and *S. altissimum* debris) and control nests (*S. altissimum* debris only).

In each of the four weeks in which we sampled ants as they returned to their nests with food, more treatment colonies than control colonies had at least one active trunk trail that extended beyond 12 m of the nest. Because trunk trails function as conduits to food patches (Hölldobler 1976; Gordon 1995; MacMahon et al. 2000), their increased presence around treatment nests may indicate that ants from those colonies were making forays beyond their normal foraging range to locate and exploit patches of bluegrass. In support of this argument, ants returning along trunk trails that extended beyond 12 m of their nest were often observed carrying bluegrass seeds, but never cheatgrass or other seeds. Although it is unclear the extent to which bluegrass seeds collected beyond 12 m of nests contributed to total seed intake, the extended forays made by ants to collect bluegrass seeds illustrate the strong preference ants have for these seeds compared to those of cheatgrass. In future studies, it would be interesting to explore the tradeoff between foraging distance and diet selection by examining how far ants will travel to locate and collect preferred seeds such as bluegrass when acceptable, but less-preferred seeds like those of cheatgrass remain abundant closer to the nest.

The influence of temporal changes in relative seed abundance on diet selectivity has been central to a number of studies aimed at understanding the foraging decisions of harvester ants (Briese and Macauley 1981; Mehlhop and Scott Jr 1983; Wilby and Shachak 2000; Crist and MacMahon 1992; Pirk et al. 2009; Pol et al. 2011; Schmasow and Robertson 2016). For example, Pirk et al. (2009) found that three species of *Pogonomyrmex* exhibited a more generalist diet at the beginning of the season when preferred grass seeds were scarce. Likewise, Crist and MacMahon (1992) and Schmasow and Robertson (2016) found that seed preferences of harvester ants (*P. occidentalis* and *P. salinus*, respectively) were correlated with the seasonal availability of preferred species, but not with less preferred species. In the present study, using a controlled experiment, we found that diet selection and foraging range in *P. salinus* are responsive to the abundance of preferred seeds distributed naturally on the soil surface around nests. Our approach involved manipulating seed availability throughout the foraging range of individual colonies, rather than by placing seeds within discrete patches near trunk trails as is generally the case in artificial food-patch studies. Because the foraging behavior of harvester ants can be influenced by proximity of seeds to trunk trails (Mull and MacMahon 1997), abundance and dispersion of seeds (Bernstein 1975; Pol et al. 2011; Flanagan et al. 2012), microhabitat cover (Hickey et al. 2016), and distance from colonies (Crist and MacMahon 1992; Mull and

MacMahon 1997), artificial food-patch studies may overlook aspects of the natural foraging environment that are important to diet selection (Crist and MacMahon 1992; Pirk and Lopez de Casenave 2010). Manipulation of seed availability throughout the foraging range of individual colonies offers an alternative approach that may better reflect the natural environment experienced by foragers. It remains to be seen whether this approach can be effectively implemented in environments that present harvester ants with more complex food choice decisions.

Acknowledgments This study was conducted with funding from the Idaho Army National Guard, United States Fish & Wildlife Service, and Boise State University. We thank Samantha Gardner for assistance with fieldwork, and Julie Heath, Jennifer Forbey and two anonymous reviewers for helpful comments on earlier drafts of the manuscript.

References

- Belchior C, Del-Claro K, Oliveira PS (2012) Seasonal patterns in the foraging ecology of the harvester ant *Pogonomyrmex naegelii* (Formicidae, Myrmicinae) in a Neotropical savanna: daily rhythms, shifts in granivory and carnivory, and home range. *Arthropod-Plant Int* 6:571–582
- Bernstein RA (1975) Foraging strategies of ants in response to variable food density. *Ecology* 56:213–219
- Briese DT, Macauley BJ (1981) Food collection within an ant community in semi-arid Australia, with special reference to seed harvesters. *Aust J Ecol* 6:1–19
- Cochran WG (1954) Some methods for strengthening the common χ^2 tests. *Biometrics* 10:417–451
- Crist TO, Friese CF (1993) The impact of fungi on soil seeds: implications for plants and granivores in a semiarid shrub-steppe. *Ecology* 74:2231–2239
- Crist TO, MacMahon JA (1992) Harvester ant foraging and shrub-steppe seeds: interactions of seed resources and seed use. *Ecology* 73:1768–1779
- Davidson DW (1978) Experimental tests of optimal diet in two social insects. *Behav Ecol Sociobiol* 4:35–41
- Detrain C, Pasteels JM (2000) Seed preferences of the harvester ant *Messor barbarus* in a Mediterranean mosaic grassland (Hymenoptera: Formicidae). *Sociobiology* 35:35–48
- Detrain C, Tasse O, Versaen M, Pasteels JM (2000) A field assessment of optimal foraging in ants: trail patterns and seed retrieval by the European harvester ant *Messor barbarus*. *Insect Soc* 47:56–62
- Fewell JH (1988) Variation in foraging patterns of the western harvester ant, *Pogonomyrmex occidentalis*, in relation to variation in habitat structure. In: Jeanne RL (ed) *Interindividual behavioral variability in social insects*. Westview Press, Colorado, pp 257–282
- Fewell JH, Harrison JF (1991) Flexible seed selection by individual harvester ants, *Pogonomyrmex occidentalis*. *Behav Ecol Sociobiol* 28:377–384
- Flanagan TP, Letendre K, Burnside WR, Fricke GM, Moses ME (2012) Quantifying the effect of colony size and food distribution on harvester ant foraging. *PLoS One* 7(7):e39427. <https://doi.org/10.1371/journal.pone.0039427>
- Gordon DM (1991) Behavioral flexibility and the foraging ecology of seed-eating ants. *Am Nat* 138:379–411
- Gordon DM (1995) The development of an ant colony's foraging range. *Anim Behav* 49:649–659
- Gross CL, Whalen MA, Andrew MH (1991) Seed selection and removal by ants in tropical savanna woodland in northern Australia. *J Trop Ecol* 7:99–112
- Guarino R, Ferrario B, Mossa L (2005) A stochastic model of seed dispersal pattern to assess seed predation by ants in annual dry grasslands. *Plant Ecol* 178:225–235
- Heredia A, Detrain C (2005) Influence of seed size and seed nature on recruitment in the polymorphic harvester ant *Messor barbarus*. *Behav Process* 70:289–300
- Hickey A, Hollander J, Peacock M (2016) Assessing microhabitat cover and distance effects on harvester ant intraspecific seed preference. *J Insect Behav* 29:535–547
- Holder Bailey K, Polis GA (1987) Optimal and central-place foraging theory applied to a desert harvester ant, *Pogonomyrmex californicus*. *Oecologia* 72:440–448
- Hölldobler B (1976) Recruitment behavior, home range orientation and territoriality in harvester ants, *Pogonomyrmex*. *Behav Ecol Sociobiol* 1:1–44
- Howell BD, Robertson IC (2015) Reclaiming lost territory: the response of Owyhee harvester ants to forager intrusions by neighboring colonies. *J Insect Behav* 28:722–731

- Johnson RA (2000) Seed-harvester ants (Hymenoptera: Formicidae) of North America: an overview of ecology and biogeography. *Sociobiology* 36:89–122
- Kay A (2004) The relative availabilities of complementary resources affect the feeding preferences of ant colonies. *Behav Ecol* 15:63–70
- Kelrick MI, MacMahon JA, Parmenter RR, Sisson DV (1986) Native seed preferences of shrub-steppe rodents, birds, and ants: the relationships of seed attributes and seed use. *Oecologia* 68:327–337
- Kerley GIH, Landman M, de Beer S (2010) How do small browsers respond to resource changes? Dietary response of the cape grysbuck to clearing alien *Acacias*. *Funct Ecol* 24:670–675
- MacArthur RH, Pianka ER (1966) On optimal use of a patchy environment. *Am Nat* 100:603–609
- MacMahon JA, Mull JF, Crist TO (2000) Harvester ants (*Pogonomyrmex* spp.): their community and ecosystem influences. *Ann Rev Ecol Syst* 31:265–291
- Mantel N, Haenszel W (1959) Statistical aspects of the analysis of data from retrospective studies of disease. *J Natl Cancer I* 22:719–748
- Mehlhop P, Scott NJ Jr (1983) Temporal patterns of seed use availability in a guild of desert ants. *Ecol Entomol* 8:69–85
- Morehead SA, Feener DH Jr (1998) Foraging behavior and morphology: seed selection in the harvester ant genus, *Pogonomyrmex*. *Oecologia* 114:548–555
- Mull JF, MacMahon JA (1997) Spatial variation in rates of seed removal by harvester ants (*Pogonomyrmex occidentalis*) in a shrub-steppe ecosystem. *Am Midl Nat* 138:1–13
- Ostojia SM, Schupp EW, Klinger R (2013) Seed harvesting by a generalist consumer is context dependent: interactive effects across multiple spatial scales. *Oikos* 122:563–574
- Peters M, Oberrath R, Böhning-Gaese K (2003) Seed dispersal by ants: are seed preferences influenced by foraging strategies or historical constraints? *Flora* 198:413–420
- Pienseis RL (1951) Causes affecting change and rate of change in a vegetation of annuals in Idaho. *Ecology* 32:53–72
- Pirk GI, Lopez de Casenave J (2010) Influence of seed size on feeding preferences and diet composition of three sympatric harvester ants in the Central Monte Desert, Argentina. *Ecol Res* 25:439–445
- Pirk GI, Lopez de Casenave J (2011) Seed preferences of three harvester ants of the genus *Pogonomyrmex* (Hymenoptera: Formicidae) in the Monte desert: are they reflected in the diet? *Ann Entomol Soc Am* 104: 212–220
- Pirk GI, Lopez de Casenave J, Pol RG, Marone L, Milesi FA (2009) Influence of temporal fluctuations in seed abundance on the diet of harvester ants (*Pogonomyrmex* spp.) in the Central Monte desert, Argentina. *Austral Ecol* 34:908–919
- Pol RG, Lopez de Casenave J, Pirk GI (2011) Influence of temporal fluctuations in seed abundance on the foraging behavior of harvester ants (*Pogonomyrmex* spp.) in the Central Monte desert, Argentina. *Austral Ecol* 36:320–328
- Schmasow MS, Robertson IC (2016) Selective foraging by *Pogonomyrmex salinus* (Hymenoptera: Formicidae) in semiarid grassland: implications for a rare plant. *Environ Entomol* 45:952–960. <https://doi.org/10.1093/ee/nvw071>
- Sih A, Christensen B (2001) Optimal diet theory: when does it work, and when and why does it fail? *Anim Behav* 61:379–390
- Stephens DW, Krebs JR (1986) *Foraging theory*. Princeton University Press, New Jersey
- Stephens DW, Brown JS, Ydenberg RC (2007) *Foraging: behavior and ecology*. University of Chicago Press, Chicago
- Taber SW (1998) *The world of the harvester ants*. Texas A&M University Press, College Station
- Weier JA, Feener DH Jr (1995) Foraging in the seed-harvesting ant genus *Pogonomyrmex*: are energy constraints important? *Behav Ecol Sociobiol* 36:291–300
- Whitford WG (1978) Foraging in seed-harvester ants *Pogonomyrmex* spp. *Ecology* 59:185–189
- Wilby A, Shachak M (2000) Harvester ant response to spatial and temporal heterogeneity in seed availability: pattern in the process of granivory. *Oecologia* 125:495–503
- Willott SJ, Compton SG, Incoll LD (2000) Foraging, food selection and worker size in the seed harvesting ant *Messor bouvieri*. *Oecologia* 125:35–44