



Mars' plasma system. Scientific potential of coordinated multipoint missions: "The next generation"

Beatriz Sánchez-Cano, et al. [full author details at the end of the article]

Received: 27 July 2020 / Accepted: 20 August 2021 / Published online: 13 November 2021

© The Author(s) 2021

Abstract

The objective of this White Paper, submitted to ESA's Voyage 2050 call, is to get a more holistic knowledge of the dynamics of the Martian plasma system, from its surface up to the undisturbed solar wind outside of the induced magnetosphere. This can only be achieved with coordinated multi-point observations with high temporal resolution as they have the scientific potential to track the whole dynamics of the system (from small to large scales), and they constitute the next generation of the exploration of Mars analogous to what happened at Earth a few decades ago. This White Paper discusses the key science questions that are still open at Mars and how they could be addressed with coordinated multipoint missions. The main science questions are: (i) How does solar wind driving impact the dynamics of the magnetosphere and ionosphere? (ii) What is the structure and nature of the tail of Mars' magnetosphere at all scales? (iii) How does the lower atmosphere couple to the upper atmosphere? (iv) Why should we have a permanent in-situ Space Weather monitor at Mars? Each science question is devoted to a specific plasma region, and includes several specific scientific objectives to study in the coming decades. In addition, two mission concepts are also proposed based on coordinated multi-point science from a constellation of orbiting and ground-based platforms, which focus on understanding and solving the current science gaps.

Keywords Mars · Plasma · Coordinated multipoint missions · Future missions · Science gaps · ESA-Voyage2050

1 Introduction

Following the last two decades of near continuous exploration of the Mars' plasma environment, we now know more about the interactions between the different atmospheric layers, and the planetary plasma and the solar wind than any planet other than Earth. Nevertheless, this leaves us with more questions to answer. Thus, the motivation of this White Paper is to demonstrate the key science questions that are still unanswered at Mars, together with presenting an outline of a mission concept that would answer these questions.

The science questions we propose to answer relate to the fact that the system is strongly coupled in ways, which perhaps were unexpected. Each science question is devoted to a specific plasma region. The questions include:

- (i) How does solar wind driving impact the dynamics of the magnetosphere and ionosphere?
- (ii) What is the structure and nature of the tail of Mars' magnetosphere at all scales?
- (iii) How does the lower atmosphere couple to the upper atmosphere?
- (iv) Why should we have a permanent in-situ Space Weather monitor at Mars?

In this White Paper, we explore the main scientific aspects that remain unknown at Mars, which are summarized in Table 1, and how only simultaneous multi-point observations will help us to solve those scientific questions.

Table 1 Summary of the main science questions and specific scientific objectives

Science questions	Specific scientific objectives (per Section)
Science question 1: How does solar wind driving impact the dynamics of the magnetosphere and ionosphere? (Section 2.1)	2.1.1. How are the Martian induced magnetosphere and its plasma boundaries affected by solar wind variability? 2.1.2. How is the Mars-solar wind interaction affected by the coupling with the crustal magnetic fields? 2.1.3. How are the current systems at Mars driven by the solar wind – planet interaction? 2.1.4. The mystery of the energy budget at Mars: solar wind ionospheric heating 2.1.5. Can the solar wind enhance the neutral and ion escape rates?
Science question 2: What is the structure and nature of the tail of Mars' magnetosphere at all scales? (Section 2.2)	2.2.1. What is the large-scale structure of the Martian tail, and does magnetic reconnection occur there? What are the plasma sheet dynamics and how do they vary with solar activity? 2.2.2. How efficiently is plasma transported and to where in the nightside? What is the effect of different solar activity levels on plasma transport? 2.2.3. What is the physical mechanism that explains nightside precipitation (and auroras) in regions far from magnetic fields?
Science question 3: How does the lower atmosphere couple to the upper atmosphere? (Section 2.3)	2.3.1. What is the structure of the day and nighttime ionosphere (including the bottomside ionosphere)? 2.3.2. Does plasma reach the Martian surface? 2.3.3. Quantitatively, what is the role of lower atmospheric effects on the ionosphere? 2.3.4. To what extent does the ionosphere permit and inhibit radio communication at the surface? 2.3.5. What role do winds play in wave propagation? 2.3.6. What are the roles of small-scale ionospheric irregularities and electrodynamics in the Martian ionosphere? 2.3.7. How do low atmospheric cycles affect the upper atmosphere and escape?
Science question 4: Why should we have a permanent in-situ space weather monitor at Mars? (Section 2.4)	

1.1 What do we know about Mars' plasma system?

Unlike most planets in our Solar System, Mars does not have a global magnetic field. The solar wind can interact directly with the upper atmosphere of the planet, and generate an induced magnetosphere (see Fig. 1). At the subsolar point, this interaction occurs with the ionospheric layer (ion and electron layer at $\sim 100\text{--}500$ km) (e.g. [59]). However, at larger solar zenith angles (closer to the day-night terminator), the ionosphere is no longer in contact with the solar wind, and a magnetosphere exists in that volume as a layer between heated solar wind plasma flow and the ionosphere [145]. In fact, properties of the ionosphere can elucidate the effects of solar wind plasma via structured signatures in the Martian plasma density profiles (e.g., [154, 131, 94]). The solar wind is, therefore, the outer boundary that controls the Martian plasma system. In addition, Mars has strong magnetic fields at its surface concentrated mostly at a specific region of the southern hemisphere (the so-called crustal fields). These fields can interact directly with the solar wind producing a “hybrid magnetosphere” in that region, i.e. with features of both induced and intrinsic magnetospheres, that changes as the crustal magnetic fields rotate with the planet (e.g. [89]) (see Figs. 1 and 2). This magnetic environment, coupled with electric fields from multiple sources (e.g. [29, 80]) determines the ion and electron motions and hence whether they escape, precipitate at low energies to be reabsorbed, or at high energies ($> \sim 1$ keV) to cause sputtering escape of neutrals [147]. Moreover, crustal magnetic fields play an important role in guiding plasma motion, such as a large hemispheric asymmetry in the magnetosphere, ionosphere, and the density of escaping ions (e.g. [145]). On the other hand, Mars has strong lower atmospheric cycles such as the water or CO₂ cycles (e.g. [139]), as well as global dust storms (e.g. [107]) and gravity waves (e.g. [156, 35, 141]) that are produced by different phenomena related mainly to the low gravity of the planet, its extreme

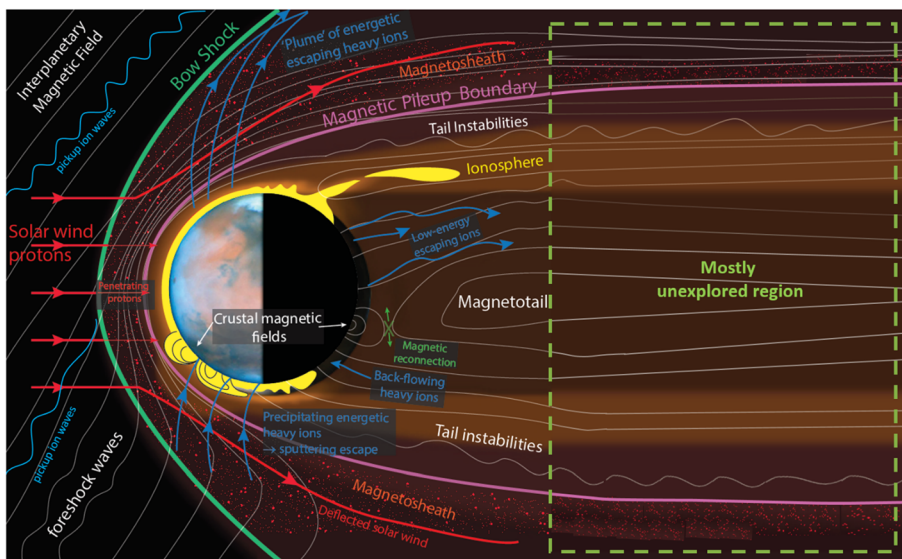


Fig. 1 Schematic of Mars' plasma system showing the main physical processes known to occur at Mars. The Sun is to the left. Multi-point plasma measurements are needed to understand the whole dynamic system at Mars. (Picture adapted from Lillis et al. [81], and from Fran Bagenal and Steve Bartlett (CU-LASP))

Fig. 2 Global time-dependent MHD simulation of the Mars-solar wind interaction under quiescent solar wind conditions but allowing the crustal magnetic fields to continuously rotate with time. Top panels: at 8:00 UT. Bottom panel: at 21:00 UT

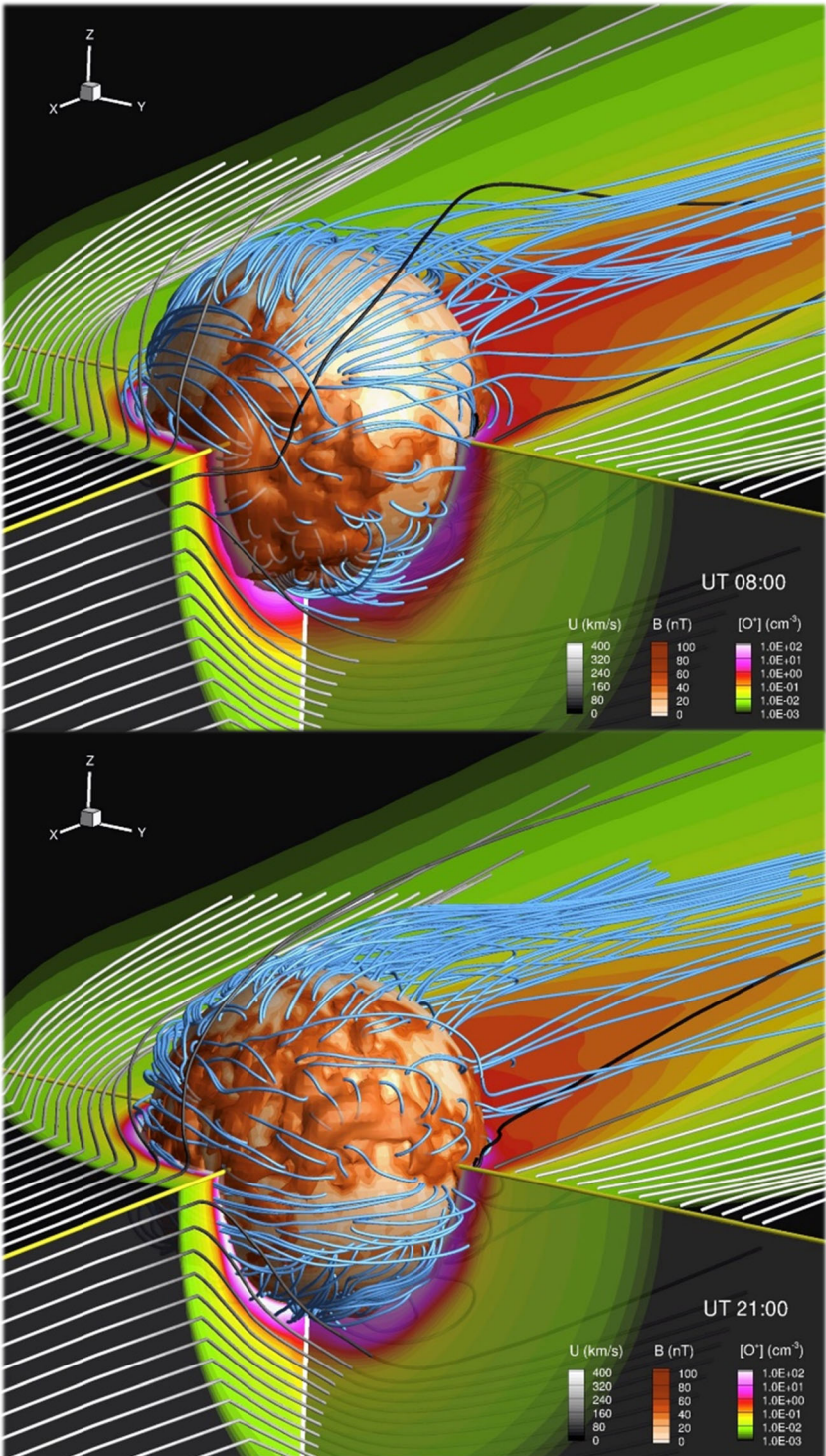
topographic features, and its large orbital ellipticity. These lower atmospheric phenomena can at times drive the behaviour of the ionosphere. In summary, the Martian space environment is a complex system with simultaneous downward and upward couplings, which need to be understood.

1.2 Scientific potential of coordinated multi-point observations

Our experience from 60 years of space exploration at Earth tells us that we need simultaneous multi-point observations of the whole Martian system in order to gain an adequate understanding of Mars as a dynamic system. Such multi-point missions have revolutionized the understanding of the terrestrial solar wind-magnetosphere-ionosphere coupling, like for example, with the Cluster-II [38], THEMIS (Time History of Events and Macroscale Interactions during Substorms; [3], Swarm [114], and MMS (Magnetospheric Multiscale Mission; [14]) missions. At Mars, prototype multi-spacecraft studies have been completed, e.g. Mars Express-Mars Global Surveyor, Mars Express-Rosetta, and now Mars Express-MAVEN (Mars Atmosphere and Volatile Evolution), together with studies using data from Mars Reconnaissance Orbiter (e.g. radar), Mars Odyssey (e.g. neutron monitor), and Mars Science Laboratory (e.g. radiation monitor). Nevertheless, better-coordinated multi-spacecraft studies with high temporal resolution will enable the questions posed here to be answered. In other words, only multiple and simultaneous observations at different parts of the Martian plasma system will unravel the key mechanisms that make Mars a unique system, strongly coupling its surface, lower, middle and upper atmosphere, ionosphere, exosphere, induced magnetosphere, and the solar wind (Fig. 1). This will allow us to understand, e.g. spatial versus temporal effects, small-scale disturbances, flow of energy and mass through the system, and the response of the downstream system to changes in the upstream solar wind.

The last two decades have seen a significant increase in the amount and variety of observations characterizing the thermal structure and basic composition of Mars' atmosphere, from the surface to the exosphere. It also has opened the door to the understanding of the physical processes that control the current Martian climate, from the general circulation, to the role of photochemistry, clouds, development of dust storms (both local and global), and channels and rates of atmospheric escape. However, despite this progress, we do not understand many of the physical processes that drive matter and energy flow between and within the various atmospheric reservoirs yet. For example, we do not know how low atmospheric cycle effects propagate towards the upper atmosphere and contribute to enhancing escape processes yet. In addition, there are still two important observational gaps in the Martian system that no mission has been able to fully explore: the 3D structure of the full Martian tail and its dynamics, and the lower Martian ionosphere from the surface to ~ 80 km (which has only been sampled during the descent of the two Viking landers [64, 65].

Another important aspect recently discovered is the significance of the vertical coupling between the Mars' atmosphere and plasma systems. New evidence demonstrates that different regions of the Martian atmosphere are fundamentally interconnected and behave as a unique and coherent system (e.g. [11, 12, 69, 108, 132]). This



means that the whole atmospheric structure reacts together to external and internal sources of variability, and therefore plays an important role in the volatile escape processes that have dehydrated Mars over the Solar System's history, holding clues to the evolution of Mars' climate. Comparative studies at Earth and Mars have demonstrated that such coupling can be driven from above the system and below (see Fig. 1 for the Mars case; e.g. [98, 101]). At Mars, although still at a preliminary stage, this is a growing topic thanks to missions such as Mars Express and MAVEN, but it requires a longer and more exhaustive global coverage of observations.

The importance of continuous Space Weather observations is also currently being uncovered, especially in preparation for the future human exploration of Mars where communications between surface and orbiters is essential. For example, solar storms are sources of very intense short-term planetary variability, whose effects are possibly hazardous as they enhance auroras, create large radiation showers via energetic particle precipitation into the atmosphere, can produce disruptions of technologies, and play a very important role in atmospheric escape processes, which are currently a major research topic in Mars' exploration (e.g. [71]). All these effects speak of the real need of having continuous Space Weather observations at different Solar System positions, and in particular at Mars, where an efficient and continuous thermosphere – ionosphere – magnetosphere – solar wind monitoring service is needed on the eve of human exploration of Mars.

Understanding how each planet, moon, and comet responds to space weather variability is an important task that gives us a lot of information on the evolution of the solar wind and solar transient structures (i.e. solar storms), and how different magnetized (or un-magnetized) environments (based on the presence (or lack) of an intrinsic dipole field) react to different energy inputs from the solar wind. We now have a unique opportunity at Mars to perform comparative planetology science, which will allow us to extrapolate knowledge from one planet to another (including exoplanets), and forecast adequate planetary responses with more accuracy, for example to space weather events. Moreover, it will help to assess the possible habitability of planets and their moons. Understanding the effects of the variable solar wind as well as of the intrinsic variability on the Martian plasma system requires simultaneous measurements of the properties of both Martian and solar wind plasma.

2 Science questions and objectives

In this Section, we develop one by one the main science questions and specific scientific objectives that we consider should be the object of study in the coming decades. The objective is to provide a more holistic knowledge of the dynamics of the Martian plasma system from its surface up to the undisturbed solar wind outside of the induced magnetosphere. It is divided into four main blocks that account for different regions of the plasma system, and are summarized in Table 1.

2.1 Science question 1: How does solar wind driving impact the dynamics of the magnetosphere and ionosphere?

Despite the importance of the continuous plasma observations since the 1990 s from Mars Global Surveyor (MGS), Mars Express, and MAVEN, we still lack a clear

characterisation of how solar wind dynamics drive the magnetosphere and ionosphere. This includes the behaviour and formation of all plasma boundaries, the actual role of crustal magnetic fields on the whole system, solar wind heating effects which recently have been revealed to be much more important than anticipated, and escape processes. In this Section, we develop each of these topics in detail.

2.1.1 How are the Martian induced magnetosphere and its plasma boundaries affected by solar wind variability?

For a traditional magnetosphere, the magnetopause is its outer boundary. This is the boundary that separates the region dominated by the planetary magnetic field from the region dominated by the solar wind. However, this definition is different for unmagnetized bodies like Venus, Mars, or comets because they do not have a global intrinsic magnetic field, and their interaction with the solar wind occurs at their upper atmospheres. In these cases, the solar wind induces a magnetosphere, which is found at a much closer distance than at magnetized planets such as Earth (e.g. [9]). These outer boundaries are usually referred to as Magnetic Pile-up Boundary (MPB), Ion Composition Boundary (ICB), or Induced Magnetosphere Boundary (IMB) (e.g., [110, 91, 60, 40]). Moreover, it is not clear whether the ionopause (a tangential discontinuity in the ionospheric thermal plasma density that marks the end of the ionosphere; [137]) is somehow related to any of those boundaries. The main reason for the lack of a common definition is the limited plasma instrumentation available on the earlier missions to Mars, which resulted in most boundaries being defined based on only one or two measurement types. It was not until the MAVEN mission arrived at Mars in 2014 carrying a comprehensive payload of plasma and magnetic field instrumentation, that the various boundaries could start to be studied in detail (see e.g., [91, 67, 134]).

MAVEN is shedding light on many of our questions regarding the Martian system, but detailed magnetospheric observations raised many new questions. One current discussion concerns the relevance of the various boundaries acting as the outer boundary of the induced magnetosphere, the relationship between the boundaries and their dependence on factors such as the solar wind dynamic pressure, interplanetary magnetic field (IMF) strength and direction, solar extreme-ultraviolet (EUV) flux, and crustal magnetic field strength (e.g., [32, 91, 60, 67]). This means that the structure of the Martian magnetosphere is still not fully characterized and the parameters determining the structure are not conclusively verified or quantified.

All current missions lack a crucial component for studying magnetospheric structures and dynamics: they do not have a continuous solar wind monitor. For example, when studying how a magnetospheric structure varies with changes in the solar wind, a single spacecraft measurement lacks simultaneous solar wind measurement and has to rely on solar wind models that are subject to at times significant uncertainties, especially during Space Weather events [127, 68, 126, 28]. A single spacecraft measurement cannot disentangle spatial versus temporal variations of magnetospheric structure. Hence, it is easy to conclude that when studying global structures that exhibit both temporal and spatial variations, single point measurements have a high risk of providing erroneous results. A multi-spacecraft mission provides the possibility to simultaneously measure changes in the solar wind and to record the magnetospheric response

at multiple locations in the Martian induced magnetosphere. Such a mission would be crucial in finally revealing the true nature and flow of energy within the Martian induced magnetosphere. It would also be important in understanding the structures of induced magnetospheres in general. Even though the concept of an induced magnetosphere might seem simple at first, studies of the different induced magnetospheres in our Solar System have shown a more complex interaction than previously expected. A holistic analysis of the Martian induced magnetosphere would also be very useful for comparative studies of the induced magnetospheres of Venus, comets, and moons and how they couple with their ionospheres, teaching us more about how our Solar System works.

2.1.2 How is the Mars-solar wind interaction affected by the coupling with the crustal magnetic fields?

Mars is unique among the terrestrial planets in that it has no strong intrinsic dipole magnetic field to protect its atmosphere/ionosphere from the impinging solar wind, but does have highly non-uniformly distributed and locally strong crustal magnetic sources (e.g. [21]). Despite being studied for two decades since their discovery, the role of the crustal fields in driving and disturbing the near-Mars space environment, on both global and local scales, is still not well understood. It is known (more on a statistical sense) that crustal magnetism exerts an important control on surrounding ionospheric properties, locations of plasma boundaries (including ionopause, magnetic pileup boundary, photoelectron boundary, and even the bow shock) (e.g. [104, 62, 51, 134]), and magnetospheric configurations (including magnetic field topologies and structure of the magnetotail current sheet; e.g. [149]). In addition, it has been recently revealed that the crustal field not only has a shielding effect against atmospheric loss due to the solar wind stripping, but also an opposite escape-fostering effect by regulating the day-to-night transport and the overall net effect of these crustal anomalies on ionospheric escape is still not known [42]. There are also important small-scale effects in association with the crustal field over cusp regions, such as particle and wave penetration, field-aligned currents, and ionospheric electrodynamics and large-scale ionospheric perturbations (e.g. [93, 2]). Another complexity comes from temporal variations due to the continuous rotation of the planet and thus the ever-changing crustal field orientation to the Sun (e.g. [41, 42]). This can be seen in the simulation presented in Fig. 2. This Figure shows a global time-dependent MHD simulation of the interaction of the steady solar wind (white-grey colours) with the Martian plasma system, where the intensity of the crustal field on the Martian surface is represented in shades of brown, and the Martian O⁺ density in green-purple scale colours. The simulation allows the crustal magnetic fields to rotate with time (field lines in shades of blue). As can be seen, the magnetic topology with respect to the solar wind changes dramatically in only half a day due to the rotation of the planet. This situation is even more complex when space weather events hit Mars.

The availability of ever-increasing spatial and temporal coverage of space-borne satellite observations and recent numerical modelling advances have significantly broadened and deepened our understanding of the interaction between Mars and the solar wind. However, detailed and quantitative descriptions are still missing on the role of the crustal field in the mass and energy flow throughout the ionosphere and

magnetosphere as well as particle and energy exchange particularly over cusp regions. These challenges require multi-point observations covering upstream drivers and downstream responses and relating activities and variabilities among different space elements in Mars' system. It is important to improve global-scale and local-scale model development, in which the distributions of neutral and charged particles and the electromagnetic field are self-consistently accounted for. The advances in modelling and data integration are a key factor to solve this long-standing science question, which in turn have a very significant effect on the rest of the system. There is a clear need for accurate global models, based on multi point measurements, which are crucial for model validation. Modelling and data analysis approaches need to be extensively tested and integrated into a coherent picture of the Mars-solar wind interaction from a system perspective.

2.1.3 How are the current systems at Mars driven by the solar wind - planet interaction?

Planetary current systems are a natural connection between different regimes within a planet system. This means that different regions of a planet with different plasma populations, such as the solar wind, the magnetosphere, the ionosphere, and the ground, are frequently linked by currents.

The bow shock is the first place where the supersonic solar wind starts interacting with a planetary obstacle, as it decelerates the incoming solar wind and compresses the magnetic field in the magnetosheath region, so that the plasma can flow around the obstacle behind. At Earth, it has been realized only very recently that the currents in the bow shock logically connect to other regions of diverging currents in the magnetospheric-ionospheric systems, and that under certain circumstances, it is the main generator of the entire solar wind – bow shock – magnetosphere system at Earth [84]. At Mars, however, the global current system is unknown, although assumed to be somehow qualitatively similar to Earth. Mars has a complex magnetic topology however (see Fig. 2), and the ionospheric current signatures are far from well understood as there are only very few measurements [45]. Moreover, although we have a generally good knowledge of the basics of the Martian bow shock and MPB (i.e., average location, how it responds in general to changes in the solar wind, etc.; e.g. [96, 54, 61, 62, 63]), we do not know the detailed and local physics of the bow shock (e.g. [102, 103, 97]), as well as it is not yet understood in the context of current systems.

Therefore, there is a clear need for investigations of the variability of the bow shock and subsequent currents with solar wind and solar activity variations, which cannot be carried out with current instrumentation. Higher cadence measurements and multi-point measurements, such as MMS at Earth, are required to qualitatively evaluate these current systems. Necessary studies include understanding the variation of these currents with heliocentric changes (which affect the amount of solar radiation and solar wind that reach Mars) and different solar cycle phases, as well as different current divergences and their connection to the Martian induced magnetosphere, other than being an optional by-product in most MHD models.

2.1.4 The mystery of the energy budget at Mars: solar wind ionospheric heating

The typical plasma length scales within the Mars induced magnetosphere are similar to the solar wind standoff distance and it is expected to lead to the direct transfer of energy between the solar wind and ionosphere (e.g. [109]). Such processes may play an important role in the energization of the ionosphere and subsequent escape to space, particularly in the past, when the Sun is thought to have been more active, leading to a stronger solar wind – Mars interaction.

The energy budget at Mars is not sustained from solar heating alone [92]. Figure 3 shows an example where only when an additional topside ion heating flux is included in a numerical simulation (in this case for O_2^+), the resulting topside O_2^+ profile temperatures increase being able to reproduce observations [92]. The Mars Express and MGS missions have observed this solar wind – planet interaction, but limitations on spacecraft orbits and/or instrumentation have meant that only glimpses of this energy transfer have been observed [86, 6]. More recent observations by the MAVEN spacecraft have built upon these earlier studies. Compressive, magnetosonic waves generated in the foreshock region have been observed to propagate into the dayside ionosphere and heat the ionosphere via stochastic heating due to the non-conservation of the magnetic adiabatic invariant [20, 48]. Moreover, ongoing studies are also showing that plasma temperatures in the upper atmosphere of Mars can only be reproduced when additional external heating is provided to the system. The solar wind is an ideal candidate for such energy deposition as it can produce as well as heat

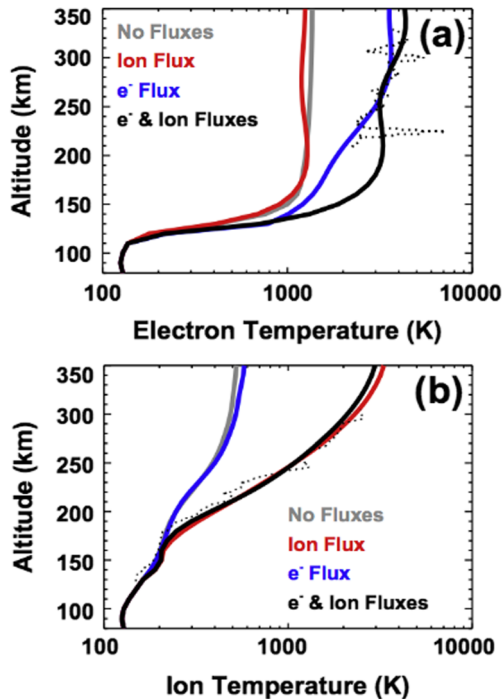


Fig. 3 Figure from Matta et al. [92]. Model results of (a) electron and (b) ion temperature profiles with additional topside heating flux compared with Viking Lander 1 temperatures (dotted black lines)

ambient plasma to values that are consistent with measurements. Wave heating can become important at high altitudes near the top of the ionosphere (e.g. [37]), while ionospheric ions are heated most predominantly via collisions with electrons at low altitude. Yet, those interactions alone cannot explain the observed ion temperatures. The solar wind could also explain such a discrepancy. Ion temperature measurements are presently mostly lacking at Mars, with only two measurements made with the Viking Lander retarding potential analyzers (RPAs; [64]), and very few retrievals from MAVEN [48].

Simultaneous ionospheric and electron temperatures at multiple stages in the system (i.e. bow shock, magnetosheath, upper and lower ionosphere) are absolutely needed to fully understand and explain the energy budget conundrum at Mars, including starting to understand how energy flows from the top to bottom of the system. The nature of single point measurements make it difficult to quantify the time versus spatial evolution of such heating events, and only provide a limited snapshot of the heating region. Multi-point measurements will be crucial to unravelling how energy flows from the solar wind into the ionosphere. Magnetic field and plasma moments will be required at cadences able to resolve fundamental plasma time scales (such as the ion cyclotron frequencies) to quantify this energy transfer. Measurements will need to span both the thermal and superthermal energy ranges.

2.1.5 Can the solar wind enhance the neutral and ion escape rates?

Martian atmospheric losses are mainly led by thermal escape of neutral hydrogen and photochemical escape of neutral oxygen. These mechanisms, together with ion outflow, sputtering, and pickup ion escape, are believed to have led to the disappearance of liquid water on Mars (e.g. [69, 19]). However, direct measurements of the escaping neutral hydrogen and oxygen atoms are impossible with current technology due to the low density and energy of escaping neutrals and only theoretical and indirect estimations can be done.

Regarding water-species, the solar wind effects on atmospheric loss is beginning to be examined with MGS, Mars Express, and MAVEN, and space weather events have been shown to greatly enhance the escape rate of water-originating species from Mars (e.g., [87, 50, 33, 116, 89, 88, 70, 26, 85, 94, 49]). However, in-situ ionospheric observations are limited to a single swath every few hours from these missions. Although the latitude and local time coverages of these various missions differ, individual spacecraft measurements still make it difficult to determine the large-scale response of the ionosphere to dynamic space weather events.

2.2 Science question 2: What is the structure and nature of the tail of Mars' magnetosphere at all scales?

The Martian magnetosphere and ionosphere nightside are only now starting to be untangled thanks to the MGS, Mars Express, and MAVEN missions. We know significant structure and variability exists in both the dayside and the nightside parts of the system. However, we do not know the full implications of this variability because one of the main aspects of a planetary system that still remains unknown at Mars is the length and main characteristics of the Martian tail, as well as its dynamics

(Fig. 1). Although most of the missions have visited the Martian nightside, none of them has travelled deep enough ($> 3\text{--}4$ Mars radii), with the only exception of a few transits from Mars 4 and Mars 5 [143, 144], in order to perceive where the tail terminates and what dynamics are present (Fig. 4). Understanding how the whole system (including the far tail) behaves is essential for ion outflow and inflow processes (particle precipitation), as well as to assess the 3D structure and lifetime of the different dynamic processes, for which our current knowledge is very limited.

2.2.1 What is the large-scale structure of the Martian tail, and does magnetic reconnection occur there? What are the plasma sheet dynamics and how do they vary with solar activity?

Our knowledge of the magnetospheric tail is mainly based on magnetic observations from MGS and MAVEN, and particle observations from Mars Express and MAVEN. In addition, the Rosetta mission did a single flyby of Mars on its way to comet 67P/Churyumov-Gerasimenko that allowed us to gain more knowledge of the Martian plasma system ([32]; see Fig. 4). In general, it seems that Mars dayside ionosphere exerts significant control over the nightside-induced magnetosphere. Early observations in the 70 s estimated that the Martian tail diameter (normalized by the planet's radius) appeared to be about twice as large as the width of Venus' induced magnetotail, which was an indication of evidence for the presence of an intrinsic global magnetic field (e.g. [144]), which has since been shown to not be the case. Recent MAVEN data together with modelling observations suggested that magnetic reconnection occurs in the Martian tail on a similar fashion to what happens at Earth. However, in Mars' case, an additional cause may also be reconnection of the IMF with the crustal fields [27]. In addition, similar signatures to substorms at Earth have been observed, as well as plasma sheet flapping and high-energy planetary ions (O^+ and O_2^+) escaping within the current

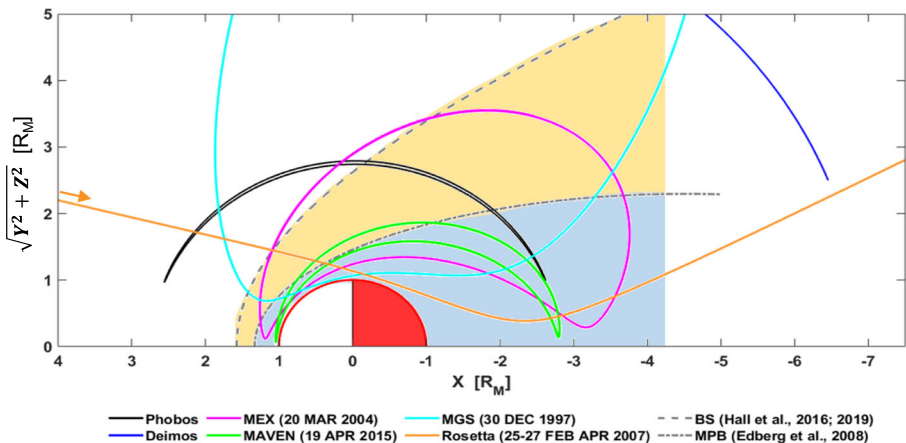


Fig. 4 Orbit configuration (in Mars-Solar-Orbital cylindrical coordinates) of the different missions that have transited the Martian tail with specific plasma instrumentation. The orbits correspond to their furthest transit within the Martian tail. As observed, the tail from $\sim 3.5\text{--}4$ Mars radii has not been much explored, with the exception of the Rosetta and Mars-4 and 5 single flybys of Mars. We note Phobos-2 and Mars-4 and 5 are not included in this Figure but are discussed. The Sun is to the left. BS and MPB stand for bow shock and magnetic piled-up boundary, respectively. Phobos and Deimos orbits are plotted for context

sheet [27]. These crustal fields also have some significant effects over the global escape rate, as recently demonstrated with long-term observations from Mars Express [124].

The solar activity also seems to play a role in the structure and variability of the tail, like during solar maximum conditions when a Venus-like tail configuration with the current sheet shifted to the dawn-side direction is found. In contrast, solar minimum conditions result in a flipped tail configuration with the current sheet shifted to the dusk-side direction [77]. Moreover, the lack of observations at further distances creates enormous uncertainties on the location of the different plasma boundaries, which gradually becomes significant down the tail (Fang et al. [42]). Understanding these variations has an important implication for the amount of integrated tailward escaping ions (e.g. [41, 51]).

Evidence clearly indicates that the Martian tail is very active and different from other planetary magnetic tails and comet tails. However, we need missions that systematically transit the Martian tail far from the planet together with simultaneous solar wind observations in order to understand and observe the behaviour of the tail, its length, and understand whether tail reconnection similar to Earth's tail (and substorms) systematically occurs. Bulk plasma escape in the form of tailward traveling plasmoids have been observed at Mars (e.g. [13]), however, observational limitations mean that a full characterization of these plasmoids has thus far been unobtainable, something that would be remedied with a dedicated magnetotail mission. Moreover, differences in solar activity/solar wind should play notable roles in the dynamics of the tail, specifically on the plasma sheet. Therefore, monitoring of the tail and of the solar wind for a whole solar cycle is needed.

2.2.2 How efficiently is plasma transported and to where in the nightside? What is the effect of different solar activity levels on plasma transport?

The nightside Martian ionosphere near the terminator is more complicated than in principle expected, especially below 300 km. In addition to partial photoionization (at high altitudes where light is still present beyond the terminator; e.g. [113]) and electron impact ionization (e.g. [52]), day-to-night plasma transport is also an important source of ionization (e.g., [31, 111, 154, 52]), being dominant over solar wind electron precipitation for about 5,000 s after terminator crossing [23]. A similar process is known to occur on other terrestrial bodies such as Venus [73, 140] and Titan [24, 25]. However at Mars, transport has been discovered to not be symmetric between hemispheres, having notable dawn-dusk and north-south asymmetries and varying among different ion species [15]. As for many other processes, crustal magnetic fields seem to be the responsible source for such anomalous behaviour.

Despite various studies focusing on the variability and the driving force of the nightside Martian ionosphere near the terminator, it is unclear how such a transition region is affected by the ambient crustal magnetic fields. These fields are known to cause large variability in both day and nightsides [113]. They seem to shield precipitating electrons and suppress the day-to-night transport [15]. However, their full dynamic role on plasma transport at the terminator is not fully understood yet. Moreover, another important factor to consider is that long-term observations of plasma transport at the terminator are needed in order to understand if the solar cycle plays a role there, and if so, quantify it at the different Martian hemispheres (dawn/dusk, south/

north). This is important for also understanding the long-term variability of several escape processes. Thanks to the 15 years or so of Mars Express ionospheric observations, we know now that the solar cycle together with Mars' heliocentric distance are major driving mechanisms in Mars' ionosphere variability [129, 130]. Therefore, it is expected that plasma transport to the nightside has also a strong dependence with solar cycle, although their importance at the different Martian hemispheres needs still to be quantified.

2.2.3 What is the physical mechanism that explains nightside precipitation (and auroras) in regions far from magnetic fields?

On the deep-nightside (close to midnight), electron precipitation is usually the dominant source of energy input to the Martian atmosphere (Lillis and Brain [78]), especially over regions of closed crustal magnetic fields lines (e.g. [80, 113]). Thanks mainly to the MAVEN mission, we now know that electron precipitation occurs everywhere on the Martian nightside. For example, it has revealed that diffuse aurora can be seen at any location on the Martian nightside when a solar storm impacts Mars. These auroral emissions are known to be caused by solar energetic particles (SEPs), specifically electrons accelerated to energies of ~ 100 keV at the Sun and heliospheric shock fronts [135, 136]. Also, the same space weather phenomenon is known to create low ionospheric layers (below 100 km) everywhere over the nightside after SEP electrons ionize the very low atmosphere, producing multiple radar and operation difficulties for several days [133]. Therefore, electron precipitation on the deep-nightside is not an isolated effect.

We still need to understand why these energetic particles from the solar wind end up impacting on the nightside atmosphere of Mars, far from the regions where crustal magnetic fields are. In other words, how do those electrons reach that part of the atmosphere? At Earth, this phenomenon is explained by magnetospheric tail reconnection during which charged particles travel along closed magnetic field lines into the Earth's atmosphere [30]. However at Mars, such a mechanism has not been confirmed, and perhaps may be related to the still little-known processes that occur within the far tail (see Fig. 1, and Section 2.2.1).

2.3 Science question 3: How does the lower atmosphere couple to the upper atmosphere?

Measurements made of the structure of Mars' ionosphere from orbital platforms are well in advance of all other planetary bodies in the Solar System with the exception of Earth. Current understanding of Mars' ionosphere and thermosphere is largely informed by "top-down" observations, i.e. those made from spacecraft in orbit, in contrast to the manner in which our understanding of Earth's ionosphere developed. Indeed, no measurements of the Martian ionosphere have been made from the surface at low radio frequencies. Consequently, our knowledge of the lower ionosphere of Mars is largely informed by measurements from orbit, combined with theoretical modelling, and significant gaps are present in our knowledge. Understanding of both the structure and dynamics of the lower ionosphere, and its coupling with the neutral atmosphere, could be greatly advanced using ground-based measurements.

2.3.1 What is the structure of the day and nighttime ionosphere (including the bottomside ionosphere)?

The dayside ionosphere of Mars is mainly formed by photoionization of the CO₂ dominated atmosphere by a combination of solar EUV, X-ray radiation, and photoelectron impact ionization. The main photochemical region of the ionosphere is dominated by two main layers: the so-called M2 at about 130 km formed by O₂⁺ and O⁺ above 250 km (e.g. [64, 7]), and a second lower layer called M1 at about 115 km (e.g. [120], naming convention after [125]). A typical ionospheric profile for day and nightside is shown in Fig. 5, together with several internal and external forcings such as solar radiation, meteors, electron and solar storm particle precipitation, solar wind, magnetic fields, gravity waves, dust storms, and atmospheric cycles.

The M2 peak density and altitude are known to be highly variable, depending on the solar flux, the solar zenith angle and the state of the underlying neutral atmosphere. A summary of the observed variability of the dayside ionosphere is given in Withers [153]. The altitude of the M2 peak for a given solar zenith angle appears at approximately unity optical depth for EUV photons, which is approximately at a constant pressure level. The M2 altitude is therefore coupled to spatial and temporal variations of the underlying conditions in the lower neutral atmosphere (e.g. from planetary and tidal wave activity, [12]). Large amounts of Martian dust also affect the altitude of the M2 peak [148], whose distribution in years is quite irregular (e.g. [107]). Therefore, a regular and frequent monitoring of the ionosphere of Mars is necessary to determine the global and localised effects of atmospheric dust on localized areas and for small-time scales. The fundamental formation mechanisms of the undisturbed dayside ionosphere

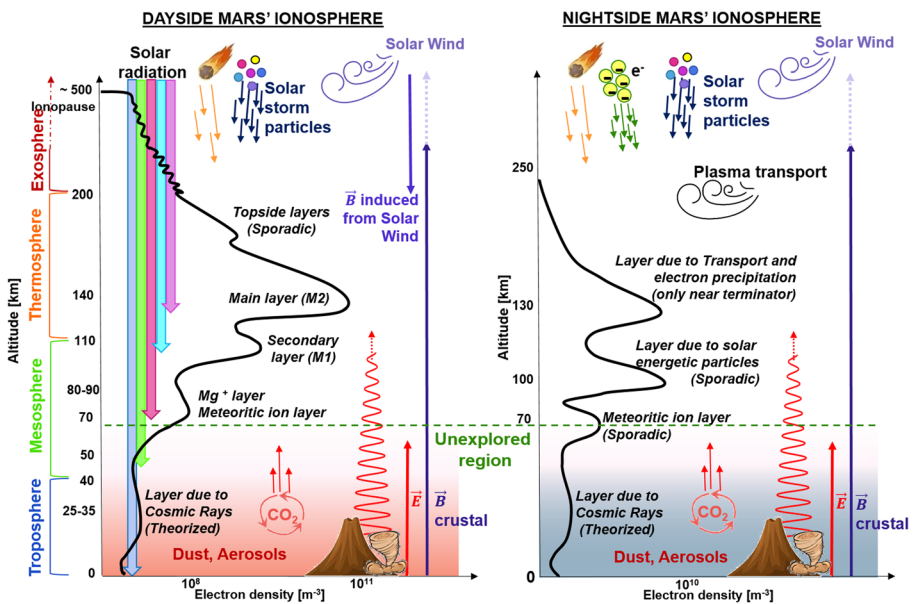


Fig. 5 Typical dayside (left) and nightside (right) Martian ionospheric profiles. The different atmospheric layers, and main internal and external forcings: solar radiation, meteors, electron and solar storm particle precipitation, solar wind, magnetic fields, gravity waves, dust storms, and atmospheric cycles are also indicated

of Mars are well understood. However, anomalous ionospheric shapes are regularly observed with electron density radio occultations profiles [154] whose spatial/temporal extent, characteristics, and origins are still under discussion.

Regarding the lower secondary layer (M1), its altitude range is currently based only on the ionospheric electron density observations provided by the radio occultation technique (see Fig. 8B). No observations of the ion composition are provided on a regular basis for the whole ionospheric region below the M1 peak ($< \sim 100$ km). Therefore, the origin of the M1 shape variability remains unclear. Single radio occultation observations of the M1 layer indicate that this layer responds to solar flares in the same way as the E region of the terrestrial ionosphere [100]. However, the effects of solar flares or solar energetic particles on this ionospheric region have never been investigated for short time scales. The composition of the lower nightside ionosphere remains also unknown [52]. This also includes the details of the nitrogen cycle at Mars below ~ 120 km altitude (see e.g. discussion in Lefevre and Krasnopol'sky [76]). Moreover, the very few observations above surface regions with strong crustal magnetic fields are still inconclusive [1, 121, 56], although they seem to have different composition and structure than in non-crustal field regions (e.g., [155]).

In 2005, Pätzold et al. [119] discovered a local and sporadic third layer below the established two-layered structure in the observations of the Mars Express MaRS radio occultation experiment. The excess electron density can be detached (Md, Fig. 6a) or merged (Mm, Fig. 6b) with the main ionospheric body. However, we do not know the ions that formed that layer because no regular in-situ observations of the atmospheric and ionospheric composition have been conducted in the altitude region between 70 and 110 km. Therefore, the origin and composition of these features remains unknown. The observed excess electron density has been investigated by several modellers and attributed to the influx of meteoroids (e.g. [106, 150]). However, due to a missing monitor for interplanetary dust particles at Mars, the meteoroid input flux for the

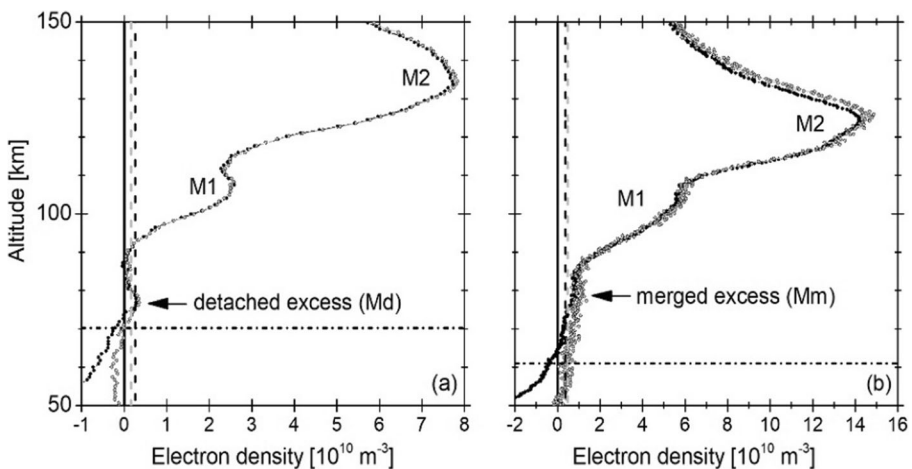


Fig. 6 Daytime electron density measured with the Mars Express Radio Science experiment (MaRS). Black and gray circles show the electron density derived from X-band and differential Doppler. The black straight line is the zero line, the dashed black and gray lines indicate the associated noise levels, the black dash-dotted line is the lowest valid altitude of observation. (a) Day of Year (DoY) 350 (2005), SZA = 74.07°. (b) DoY 337 (2013), SZA = 57.16°. Radio science data courtesy of the MaRS-Mars Express team

models is poorly constrained. The remote observation of meteoric Mg^+ by the MAVEN Imaging Ultraviolet Spectrograph (IUVS) on the planetary dayside indicated, however, that the permanently available layer of Mg^+ at ~ 75 km is too small to be the only source responsible for the identified excess electron densities below 110 km altitude with radio occultation [22, 122]. However, the remote MAVEN IUVS observations of Mg^+ are limited to above 75 km altitude on the planetary dayside. The lack of a layer of neutral Mg below the identified layer of Mg^+ (seen at Earth and predicted by most meteoric models for Mars) challenges current models of the interaction between meteoroid material and the planetary atmosphere and ionosphere [22, 123].

2.3.2 Does plasma reach the Martian surface?

Below the secondary ionospheric layer (M1 peak), it is believed that the ionosphere is still present but no measurements of this region are available. Some indirect observations, for example from the lack of reflected signal from the surface with radar soundings, indicate that low altitude ionization is present on the dayside, and also on the nightside when solar storms hit the planet. In those cases, low altitude ionospheric layers absorb the radar signals due to a high rate of neutral-electron collisions (e.g. [112, 113, 133]). In addition, the flux of galactic cosmic rays is being measured by the Mars Science Laboratory mission at the surface (e.g. [55]), and some works have theorized the effect of these galactic cosmic rays on the very low atmosphere creating an ionized layer at $\sim 25\text{--}30$ km altitude with a peak concentration of $\sim 10^9$ electrons per m^3 depending on solar activity and aerosol formation close to the surface (e.g. [151, 58, 53, 16], see also Fig. 5). This radiation, together with the solar UV photons, also reaches the surface of the planet, and both are believed to ionise the neutral atmosphere and the aerosols closer to the ground forming positive ions, electrons, and photoelectrons and generating an electric field from the ground to the atmosphere [53, 16]. Consequently, electric fields could be enhanced by the charged dust of the surface, especially at the dust seasons, having strong effects on the atmospheric conductivities, and therefore, on the ionosphere. This is a totally unexplored region that requires a systematic exploration from the ground in conjunction with orbiter observations.

2.3.3 Quantitatively, what is the role of lower atmospheric effects on the ionosphere?

The neutral atmosphere is responsive to topographic and temperature variations that occur diurnally, episodically, as well as seasonally (dust storms). The energy produced by such drivers produce gravity waves that propagate upward with altitude from the surface and are observed in neutral atmospheric observations. The ionosphere is generated from the neutral atmosphere, and plasma structure is, therefore, also reflective of this energy deposition. The energy budget in the atmosphere of Mars remains unsolved (Matta et al. [92], Section 2.1.4), and this investigation would be one of the key pieces of this puzzle.

The structure of the ionosphere of Mars is an excellent monitor for ambient dynamical processes. Upper atmospheric disturbances can produce structural variations in the upper atmosphere and lower atmospheric disturbances can propagate upward to reflect on plasma structure as well. The effects of gravity waves on the Martian

ionosphere have been investigated to show non-negligible effects on atmospheric variability [156, 36]. The ionosphere is closely coupled to the neutral atmosphere at altitudes where gravity wave perturbations are highly dynamic [95].

Dust activity in the lower atmosphere results in significant oxygen depletions in the thermosphere. Oxygen is the primary mediator of Mars's ionospheric photochemistry cycle, converting the primary ion CO_2^+ into the dominant ion O_2^+ . When O_2^+ recombines with electrons, it dissociates providing energy for hot oxygen atoms to escape; this process has been the dominant source of escaping oxygen in recent times [79]. Dust storms are a special and characteristic form of dust activity at Mars, which are highly dynamic events that result in a strong upper atmosphere variability. A good example is the 2018 planet-encircling dust event (PEDE) that lasted a few terrestrial months, and whose effects on the upper atmosphere are still being analysed. Changes in circulation patterns and water propagation cycle at Mars due to dust storms are currently being investigated to determine how the lower atmosphere and upper atmosphere are linked. Dust storms can cause an upwelling of lower atmospheric species, such as water vapour, subsequently resulting in variations in the upper atmospheric composition [66].

The effects of lower and middle atmospheric variations on the upper atmosphere have yet to be quantified due to the challenges of making in-situ lower and middle atmospheric measurements. Synoptic monitoring of lower atmosphere dust loading, middle atmospheric water abundance, and upper atmospheric hydrogen and oxygen response, as well as the temperature structure at all altitudes across multiple dust events, is required to understand the processes (currently unknown) by which the lower atmosphere drives the upper atmosphere and escape. Future missions should consider making routine measurements of lower altitudes to close this essential gap in our knowledge of the Martian atmosphere.

2.3.4 To what extent does the ionosphere permit and inhibit radio communication at the surface?

One of the consequences of having a thin atmosphere and being unprotected by an intrinsic global magnetic field is that the amount of particles (both from the solar wind and meteors) that precipitate into the Martian atmosphere is very large. These particles are known to produce ionization at low altitudes (below ~ 100 km) where the neutral atmosphere is denser and collisions are more common. Consequently, radio frequency absorption in the lower ionosphere is one of the most common phenomena that occur, which affects high frequency (HF) operations and communications with and within the surface platforms. In contrast with Earth where HF malfunctions last of the order of few hours, at Mars these issues typically last on the order of several days (and even weeks). These phenomena make future human exploration challenging. For example, meteor and cometary dust showers are a well-known source of ionospheric absorption at low altitudes [105, 57, 22]. However, the most challenging phenomena, in terms of scientific exploration and instrument operations, are space weather events. SEPs are the most intense source (both in length and in reaction time) of ionization at low altitudes. It has been long known that SEPs are able to produce large malfunctions in HF operations, such as total radar blackouts (e.g. [39]). However, the type of particles and the mechanisms behind those blackouts were unknown. Recently, MARSIS (Mars

Advanced Radar for Subsurface and Ionosphere Sounding) on Mars Express and the Shallow Radar (SHARAD) on Mars Reconnaissance Orbiter (MRO), the two radars that are currently working in Mars' orbit and sounding the ionosphere, surface, and subsurface of the planet, suffered a complete radio blackout during a large SEP event in September 2017. Sánchez-Cano et al. [133] in line with Ulusen et al. [142] analyses found that high-energy electrons accelerated by the solar wind created a dense and global layer of ions and electrons at ~ 90 km around the whole planet. This layer attenuated radar signals continuously for 10 days, preventing the radars from receiving any signal from the planetary surface. The main properties of the low ionosphere was estimated using a combination of data analysis from the MAVEN, Mars Express, and MRO orbiters together with numerical simulations of the ionospheric response. This is only an indirect low-limit estimation of the low ionosphere properties because the low ionosphere (in the mesosphere region) has never been explored.

Understanding the Martian response to space weather is essential in order to assess how the plasma environment reacts and dissipates energy from the solar storms. This includes understanding how common these absorption layers are, the nature of their vertical structure (and if they reach the surface of the planet under certain conditions), their local time variation, and their lifetimes. Moreover, understanding how low atmospheric layers affect the communications will help us to improve technology, as well as mitigate the risk for human and robotic exploration missions.

In addition, the ionosphere has strong effects on radio propagation due to electromagnetic dispersion within the ionospheric plasma. This is a well-known problem for the MARSIS and SHARAD radars that sound the surface of Mars (e.g., [128]), but also, for potential orbital networks of communications and navigational satellites at Mars [99]. A good understanding of the ionospheric-induced scintillations and group delay effects is certainly a capability needed for human exploration of the red planet, because they have the potential to affect the fundamental goal of a GNSS-type system at Mars.

2.3.5 What role do winds play in wave propagation?

The dynamics of the thermosphere are dominated by atmospheric wave activity at both global (tides; [83, 34]) and small scales (gravity waves; [156]). These waves impact the dynamics, energetics (temperature structure) and even composition of this region, all of which have subsequent influences on atmospheric escape. The character of these waves appears to change as they move from the well-mixed atmosphere below 100 km to the diffusion-dominated region in the thermosphere. However, despite many missions sampling the thermosphere in situ (e.g., Mars Express, ExoMars, MAVEN), much is unknown, as for example the altitude of this transition, how it occurs, or what the true impact of these waves are.

The nature and impact of these waves is not understood because we do not have a coherent picture of the winds in the Martian thermosphere. There is a limited set of direct measurements of the winds from MAVEN-NGIMS [90], which are available only from ~ 140 to 240 km in each orbit. These observations show that the variability of the winds are of the order of 100–200 m/s, which is as large as the mean winds themselves. These observed variations cannot be explained by current atmospheric models. The role that atmospheric waves play in producing such variations remains

unknown and requires systematic measurements of these winds simultaneous with density structures, rather than the short, isolated campaigns.

2.3.6 What are the roles of small-scale ionospheric irregularities and electrodynamics in the Martian ionosphere?

Thanks to the well-equipped plasma package on the MAVEN mission, we have recently discovered the existence of small-scale ionospheric irregularities in the Martian ionosphere (Fowler et al. [46]), which are assumed to be stationary. These irregularities are characterized by quasi sinusoidal variations in the magnetic field strength at length scales of 5–20 km perpendicular to the local magnetic fields, and accompanied by large variations in the ionospheric electron density. These irregularities are observed primarily in the Martian dynamo region of the ionosphere (~130 – 170 km altitude) at specific local times, solar zenith angles, and planetary latitudes and longitudes, during conditions when ions are unmagnetized due to frequent collisions with the neutral atmosphere, but electrons remain magnetized [49]. Such irregularities have been studied extensively at Earth since the 1930s [44, 72, 118] and are generated there primarily by the gradient drift and two stream instabilities at the magnetic equator where the magnetic field is horizontal. The study of ionospheric irregularities at Earth has provided a wealth of information related to the coupling between the thermosphere, ionosphere, and terrestrial dipole magnetic field, including the local and global current systems that arise from these couplings. Evidence for strong ion-neutral coupling has also been recently demonstrated using simultaneous observations from the MAVEN mission [95], and shows that the neutral atmosphere is a significant driver of this plasma structure as can be seen in e.g. Figure 7, where the same variability observed in the argon profiles is clearly seen in the main ion and electron profiles.

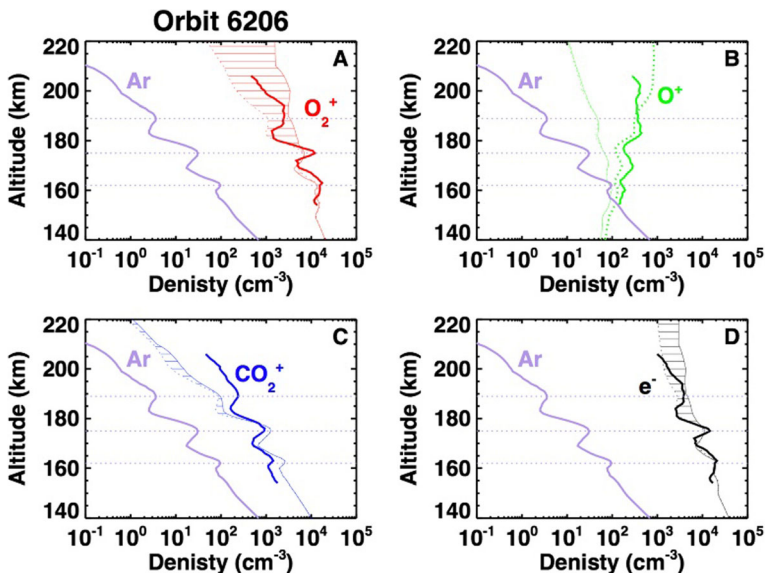


Fig. 7 MAVEN plasma density profiles from orbit 6206. Simulations with photochemistry are shown as thin dotted profiles, and simulations with added transport are shown as thin solid profiles. This Figure highlights the large role that the neutral atmosphere has a driver for small plasma structure. Figure from Mayyasi et al. [95]

Contrary to Earth, the study of Martian ionospheric irregularities is still in its infancy because spacecraft at Mars prior to MAVEN were in orbits that did not sample the dynamo region of the ionosphere, or did not possess instrumentation capable of observing such irregularities. As a result, there is still much that is unknown, including which ionospheric instabilities are responsible for their generation. Plasma instrumentation carried by MAVEN is unable to resolve the density irregularities due to relatively long measurement integration times and cadences, and it is not known whether the density and magnetic field variations occur in or out of phase of each other (or perhaps neither). Ionospheric density measurements that are able to resolve these 5–20 km length scales, and whether they are stationary or not, would enable a quantitative characterization of the density variations and their relation to the magnetic field variations. Electric field fluctuations are also associated with terrestrial ionospheric irregularities and can be used to characterize the dominant wave numbers of the observed irregularities (e.g. [44]). Such measurements are limited in the Martian ionosphere because MAVEN's Langmuir Probe and Waves (LPW) instrument provided one dimensional electric field wave power spectra throughout 2015 only [47]. Acquiring even one-dimensional time series electric field data during such irregularity events at Mars would greatly aid in conclusively identifying which instabilities are responsible for the generation of the Martian ionospheric irregularities. In the terrestrial ionosphere, currents driven by strong ion-neutral coupling (while electrons remain magnetized) can be important drivers of these irregularities (e.g. [117]). The Suprathermal and Thermal Ion Composition (STATIC) instrument on MAVEN is capable of measuring ion winds under specific ionospheric conditions, but the caveats and limitations of these measurements mean that typically only the cross track ion wind velocity is measurable during irregularity events. Uncertainties on these measurements can be somewhat large, around 100 m/s, which at times can be almost as large as the background cross track wind velocity. Three dimensional ion or neutral wind measurements, at cadences of 5–10 s and uncertainties < 50 m/s, would greatly aid in determining the role that ion-neutral winds play in the formation of these irregularities at Mars.

A whole host of comparative aeronomy questions also remain unanswered. Examples include understanding how the different magnetic environments at Earth and Mars influence the formation of ionospheric irregularities. While Earth's ionosphere is dominated by the dipole magnetic field, Mars' magnetic environment is highly variable in both time and space due to the crustal magnetic fields that rotate with the planet (Fig. 2), and the nature of the induced magnetosphere (Fig. 1) that is highly responsive to changes in the upstream solar wind. The formation of ionospheric irregularities at Earth show strong seasonal dependencies (e.g. [5]). The precession of MAVEN's orbit means that currently, the MAVEN dataset does not provide enough coverage in time, planetary longitude, latitude, solar zenith angle or local time, to conclusively determine if seasonal variations exist or not. A dataset spanning several Martian years and simultaneous multi-point observations is required to conclusively determine if seasonal dependencies exist there.

2.3.7 How do low atmospheric cycles affect the upper atmosphere and escape?

Several lower atmosphere mechanisms are known to have an influence on the upper atmosphere, e.g. gravity waves, crustal magnetic fields, etc. Evidence suggests that lower and upper atmospheres of Mars are more closely connected than previously

realized, affecting both hydrogen and oxygen escape. This seems partially caused by the absence of stratosphere at Mars. Exospheric hydrogen density (and associated hydrogen escape) was observed to be strongly responsive to season [18, 17, 10], with the highest escape rates in southern summer. Middle atmospheric water abundance, which responds strongly to dust events [43, 146], is also correlated with maxima in hydrogen loss to space [66].

Moreover, lower and middle atmospheric cycles, such as the water and CO₂ cycles, have been recently discovered to have a very notable influence on the upper atmosphere [132]. The ionospheric total electron content acts as a perfect tracer for the thermosphere, which itself is affected by lower and middle atmosphere variations. An example is the CO₂ cycle that results in the mass of the atmosphere varying by up to 30 % every Martian year due to the polar caps' sublimation. The routine ionospheric observations from Mars Express appear to be an excellent indicator of the dynamic of this coupling, which is especially notable at northern spring as corroborated by observations from the SPICAM instrument onboard Mars Express and the REMS instrument onboard the Mars Science Laboratory, and modelling [132].

However, all these connections need to be understood, especially when other major internal drivers such as global dust storms significantly modify all these forcings every Martian year. Simultaneous atmospheric observations (density, temperature, dust opacity, etc.) at different altitudes and on the same location are needed in order to understand the chemistry and physics of the lifting mechanisms and couplings and between different atmospheric layers, and their effect on seasonal atmospheric escape.

2.4 Science question 4: Why should we have a permanent in-situ space weather monitor at Mars?

Space weather real-time forecasting at Mars is currently very challenging because among other factors, it needs a continuous solar wind monitoring platform to provide timely and accurate space weather information. This is only possible if sufficient observation data are continuously available. At Earth, we have several spacecraft that for a few decades have been monitoring the Sun's activity and the solar wind. In fact, the most accurate measurements of the upstream solar wind at Mars occur when Mars and Earth are in apparent opposition or perfectly aligned in the Parker spiral (once every ~ two years) because plasma missions such as Mars Express or MAVEN do not continually sample the solar wind. The Mars Upper Atmosphere Network (MUAN) community [115] has been leading coordinated efforts to have several Mars Express campaigns (with as many plasma instruments operating as possible) when both planets were aligned along the Parker spiral to better understand any Martian plasma variability due to external conditions [116].

However, the main problem arises when both planets are not close to each other, which happens for about a (terrestrial) year and half. In those situations, Mars does not have a permanent in-situ solar monitor and the analysis of several space weather effects on the Martian environment can be extremely difficult as they depend on solar wind observations taken in the best of the cases a few hours before when the spacecraft was in the solar wind. The arrival of MAVEN in 2014 has improved our capability to monitor solar activity, in part due to its comprehensive aeronomy instrumentation suite. However, MAVEN still does not sample the solar wind 100 % of time, meaning that

assumptions and proxies must be used during time periods where solar wind observations are not present. MAVEN is providing additional contextual information of the near-Mars space weather disturbances, including their solar and heliospheric sources [75]. Since 2014, there have been several coordinated efforts between Mars Express and MAVEN teams to have solar wind observations from one spacecraft while the other one takes upper atmosphere observations. However, the orbital period of MAVEN changed in 2018 after an aerobraking campaign, resulting in the orbit's apoapsis being reduced. As a consequence, MAVEN is now taking less in-situ solar wind data than before.

As largely discussed in this White Paper, continuous in-situ solar wind and space weather observations are extremely important for most of the science questions that still remain unknown at Mars. A continuous in-situ solar wind monitor at Mars, together with atmospheric simultaneous observations is a first need in order to fully understand the 3D dynamics of the plasma system, as well as for having an efficient and continuous thermosphere – ionosphere – magnetosphere – solar wind monitoring service, which is absolutely needed in the eve of the Martian human exploration. This is perhaps more important at Mars than at Earth from the purely science point of view because Mars does not have a global intrinsic magnetic field that partly shields the planet, as in the Earth's case. Therefore, space weather activity has a more dominant role in most of the Martian upper atmospheric processes that we have discussed, as well as on the amount of radiation that reaches the surface of the red planet (e.g. [55]).

The ideal situation for the next generations would be to have continuous space weather monitors at different Solar System positions, in order to have efficient forecasting tools at different planetary environments, as well as to better understand the evolution of the space weather events. Moreover, we emphasize the importance of a space weather monitoring package, including a magnetometer, to be embarked in all planetary and astronomical missions as a basic payload requirement as discussed in Witasse et al. [152], as well as having the plasma instruments in continuous operation during solar superior conjunctions, even if only at a very low data rate, or continuing to acquire data for later download.

3 Mission Concepts

In this Section, we develop complementary concept ideas for the next generation of Mars' exploration based on coordinated multi-point science from a constellation of orbiting and ground-based platforms, which focus on understanding and solving the current science gaps. The proposed missions could fit into an M-class mission. With the use of these types of mission concepts, we will be able to answer the science questions discussed in this White Paper, and get a global understanding of the 3D structure of the Martian plasma system, atmospheric coupling (from the surface to space), and solar wind driven ionosphere dynamics. Coordinated multi-point observations have the scientific potential to track these dynamics, and they constitute the next generation of Mars' exploration. Table 2 summarizes the type(s) of mission(s) that would be ideal to address the science questions described above.

Table 2 Techniques and payload to address the Science Objectives

Science objectives	Mission-type concept	Fundamental payload	Important payload
Science question 1: How does solar wind driving impact the dynamics of the magnetosphere and ionosphere? Radio-occultation with Earth and between satellites* - VHF TEC (total electron content) instrument - IR and UV spectroscopy* - LIDAR	a) Constellation of several nanosatellites and a mother spacecraft b) Constellation of two orbiters: one spacecraft placed on the upstream solar wind and the second spacecraft to have a much longer orbital period to allow transiting of the further regions of the tail c) Use Phobos and Deimos as travel platforms	- Magnetometer - Ion mass spectrometer (able to resolve at least H ⁺ , He ⁺ , O ⁺ , O ₂ ⁺ , CO ⁺)* - Electron spectrometer* - Langmuir Probe* - Energetic particle detector (electron and protons) - EUV monitor in all wavelengths*	- Ionospheric radar (topside and bottomside) - Neutral mass spectrometer* - Energetic Neutral Analyser* - Radiation monitor - Neutron monitor - Electric field - Wind interferometer -
Science question 2: What is the structure and nature of the tail of Mars' magnetosphere at all scales?			
Science question 3: How does the lower atmosphere couple to the upper atmosphere?	a) Constellation of several nanosatellites and a mother spacecraft b) Dual radio-occultations between two orbiters (related to a)) c) Ionospheric sounding from above and below d) Remote sensing atmospheric instrumentation in orbit		
Science question 4: Why should we have a permanent in-situ space weather monitor at Mars?	a) Constellation of several nanosatellites and a mother spacecraft: An orbiter placed always on the upstream solar wind b) Use Phobos and Deimos as travel platforms	*only for orbiters	

3.1 Multi-satellite approach

The four main science objectives described in this White Paper can be addressed with a multi-satellite approach. There are different orbital configurations that can be considered with similar benefits as are discussed in the following. In all the configurations, a spacecraft that continuously samples the undisturbed solar wind at Mars is crucial, while the other(s) takes observations within the Martian system.

3.1.1 A mothership with a network of small satellites

The most ideal scenario to address the four main science goals (see Tables 1 and 2) is to have a mothership on a slightly elliptic orbit near Mars dedicated to taking

measurements of the Martian ionosphere and upper atmosphere, while a network of small satellites (or even nano-satellites) are dedicated to different tasks, such as the monitoring of the solar wind, and characterization of the induced magnetosphere and lower atmosphere. Ideally, measurements with four satellites are the only way to unambiguously disentangle spatial and temporal variations and compute currents, plasma wave, boundary crossings, and velocities providing that the spacecraft are close enough with respect to the plasma microscopic scales like inertial lengths and gyroradii. This concept idea has been already proposed to both ESA and NASA with some slight differences in the configuration by Leblanc et al. [74], Lillis et al. [81], respectively, as it offers the most complete exploration of the whole Martian plasma system.

The mothership should be a traditional large (> 1000 kg) spacecraft well equipped with atmospheric and plasma instrumentation capable of measuring many upper and lower neutral atmospheric variables (e.g. winds, pressure, temperature, aerosols, H_2O , etc.) precessing in local time. The mothership should have an elliptical orbit with periapsis at ~ 150 km and apoapsis at 5000–7000 km to accommodate multi-point plasma measurements.

The other small spacecraft should be devoted to different tasks, such as for example:

- An orbiter dedicated to the monitoring of the solar wind to be placed in a large circular orbit in the upstream solar wind. It could be also at areostationary orbit ($> 10,000$ km altitude).
- Two (or more) polar orbiters spaced in local time and monitoring a subset of lower atmosphere variables (e.g. temperature, aerosols), some at lower fidelity (e.g. H_2O).
- Two identical spinning orbiters dedicated to the characterization of the induced magnetosphere and the far tail, and for electric field measurements.
- Two orbiters on an areostationary orbit spaced equally in longitude, enabling complete diurnal and geographical coverage up to $\sim 70^\circ$ north and south latitudes, and views of the hydrogen and oxygen exospheres.

All spacecraft except the mothership are expected to be small (< 100 kg) satellites, capable of direct communication with Earth but primarily using the mothership to relay their data back. This type of mission could be done with international collaboration, where one country has the major role of controlling the mission and building the mothership, and different countries/agencies build the other small spacecraft.

An important aspect of the Martian plasma system that can be systematically explored with a mission of this type is the bottomside structure of the ionosphere, as well as the coupling with the lower atmosphere via dual radio-occultations between all the spacecraft network (e.g. [4]). The dual radio-occultation technique provides a measure of the electron density along the line of sight between both spacecraft (Fig. 8B). In-situ dual radio-occultations provides a much better coverage of the planet with respect to local time as compared to the typical occultation using Earth as receptor because, currently, only solar zenith angles larger than 45° can be sampled due to geometric limitations between both planets. Also, it will reduce the error of the retrievals as the signals do not need to cross space and Earth's ionosphere. As an additional advantage, there is no need for a dedicated instrument as the communication system between the different spacecraft can be used to perform the radio-occultations.

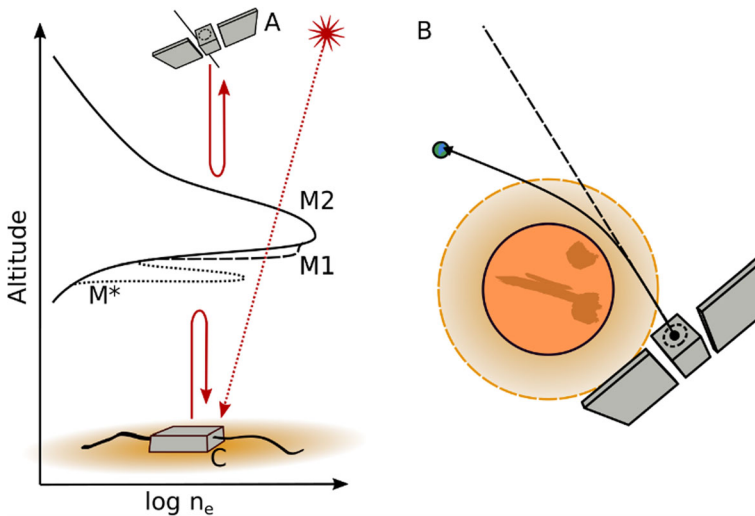


Fig. 8 Left: Mars' electron density profile, including the M2 and M1 layers, and a transient lower layer M*, and schematics of the detection of this profile using orbital sounding (A), surface sounding (C), and (right) radio occultation (B)

3.1.2 Twin orbiter constellation

Another feasible scenario to accomplish most of the science goals is to have a twin orbiter constellation precessing in local time in which one spacecraft has a near circular orbit (or low elliptical orbit) with apoapsis at 5000–7000 km (outside the Martian bow shock) to be able to monitor the solar wind, and the other one has an elliptical orbit with long period to be able to transit the far Martian tail. The period of both orbits should account for the largest possible amount of time of one of the twin spacecraft being on the upstream solar wind. The physical characteristics and instrumentation of both twin spacecraft should be similar to the mothership described in Section 3.1.1, and also be able to perform dual radio-occultations when location-wise possible. Both spacecraft could have either polar or equatorial orbits. For the one with shortest period, it would be recommended to have a polar orbiter precessing in time. For the orbit with longest period, both types of orbits are adequate giving precious information on the 3D structure of the nightside magnetosphere and tail. However, an equatorial orbit would be perhaps more adequate to study the different structures of the tail, including the width of the plasma sheet and magnetosheath, and to calculate the total amount of ion outflow and currents through the tail as it would provide the whole horizontal structure of the tail in every orbit transit.

3.1.3 Phobos and Deimos as travel platforms

The near equatorial and circular orbits of the Martian moons Phobos and Deimos offer also great opportunities for long-life and low maintenance stations, as recently assessed by Sefton-Nash et al. [138]. Moon stations could be used for different purposes such as for meteorological studies, or data relays, but also, for plasma physics. The two moons, Phobos and Deimos, orbit Mars at ~ 3 and ~ 7 Mars radii respectively, and cross the whole

horizontal structure of the tail (including bow shock boundary) several times per day, as well as transit the solar wind in each orbit. Both moons offer large possibilities for science, such as evolution of the solar wind between 7 and 3 Mars radii and the bow shock, or one moon being a solar wind monitor and the other one sampling the tail. However, specifically the orbit of Deimos would enable studies at larger distances from Mars.

3.1.4 Payload to consider

The payload that each spacecraft should carry will depend on the different science scenarios considered before. For example, in the case of the twin spacecraft, the same instrumentation should be considered for both of them. However, in the case of the mothership and small satellite network scenario, the distribution of the payload would depend on the objectives of each satellite. Table 2 gives also an overview of the basic payload that should be considered, despite the format of the mission, including the most fundamental instruments that should be always included and kept in operation, such as a magnetometer, ion and electron electrostatic analysers, a Langmuir probe for ionospheric densities and temperatures, an energetic particle detector, and a solar EUV monitor. The rest of the instruments considered as “important” are also essential to address the Science Objectives, although a lesser extent than the fundamental payload.

3.2 Ground-based network approach

In order to determine the vertical ion and electron distribution of the bottomside Martian ionosphere (from the surface to the main ionospheric peak), ground-based ionospheric measurement techniques are also feasible for Mars. The extremely low conductivity of the arid Martian surface is indeed favourable for such systems as simple, lightweight antennas can be deployed directly onto the surface without negatively affecting their performance. Ground-based measurements of the ionosphere have been proposed in the past [8] but no such system has yet flown to Mars. Conceptually, there are two simple ways in which we could retrieve more information of the low ionosphere of Mars: (a) Systematic use of radio-occultation between different spacecraft and/or ground detectors (e.g. [4]). (b) Having a network of digisondes on the surface of Mars able to systematically sample the bottomside ionosphere.

Focusing on the ground-based network, two measurement techniques can be considered. The first one is a relative ionospheric opacity meter (Riometer), which operates via the passive measurement of ionospheric attenuation of cosmic radio sources at 0.1–35 MHz. While this technique does not give information about the vertical structure of the ionosphere, it provides a useful counterpart to orbital measurements, by accurately constraining the diurnal variation of the ionosphere at a fixed location on the surface. The second technique is a more complex active ionospheric radar experiment (Ionosonde), comparable to the MARSIS instrument (Fig. 8A) onboard Mars Express. Such an instrument operates by transmitting short radio pulses at a range of frequencies, which reflect from the ionosphere at different altitudes, and measuring the delay time before they are again received back on the same antenna. In this way, a full profile of the plasma density variation with altitude is obtained for the bottomside ionosphere (see Fig. 8C). Indeed, both systems can be based around a single dipole antenna and shared electronics. In order to achieve sufficient performance at frequencies at and below ~

1 MHz, at least a dipole antenna of length > 10 m is required. The low transmitted powers required, chemically inert environment, and low pressure exerted by even “strong” winds on Mars allow for a very lightweight antenna design. Deployment of a large antenna on the surface from a stationary platform requires further study. A range of technical solutions can be conceived: ‘dragging’ an antenna onto the surface using an accompanying rover, spring-loaded deployment or pyrotechnic deployment using small rockets, or perhaps even using an inflatable antenna structure. For the case of a dipole antenna, while the ideal situation is deployment in a perfectly straight line, the performance is highly tolerant of even large departures from this. Likewise, most of the Martian surface is suitable for such instrumentation. The extremely low conductivity of the surface and sub-surface at the relevant frequencies is favourable for such a system.

In addition, a stationary surface science platform could well also make measurements of the local magnetic field variations associated with ionospheric currents (e.g. [82]). In fact, if every rover or surface platform that it is sent to Mars in the near future provides a magnetometer like Insight, our knowledge of the surface-magnetosphere coupling via ionospheric currents would be further advanced.

4 Conclusions

The future of the Martian science and exploration requires coordinated multi-point plasma measurements with high temporal resolution to be able to untangle the whole Martian dynamic system, from its surface until space. This is extremely important for a good comprehension of the Martian system as a whole, but also to understand the real variability of unmagnetized bodies. We have now a unique opportunity at Mars to perform comparative planetology science (and extrapolate knowledge to other bodies and solar systems), as Mars is the only body beyond Earth where this type of exploration can be currently done.

We have identified four main science questions that are currently unanswered at Mars (see Table 1), which are related to dynamic process at the dayside and nightside magnetosphere and ionosphere, as well as coupling with the lower atmosphere and surface. In particular, there are still two important observational gaps in the Martian system that no mission has been able to fully explore: the 3D structure of the full Martian tail and its dynamics, and the lower Martian ionosphere from the surface up to ~ 80 km, which need to be solved. To resolve all these science questions, there is also a clear need for an efficient solar wind monitor at Mars.

Finally, two mission concepts are also discussed based on coordinated multi-point science from a constellation of orbiting and ground-based platforms, which focus on understanding and solving the current science gaps.

Acknowledgements B.S.-C., and M.L. acknowledge support through UK-STFC grant ST/S000429/1. M.C. and R.O. are funded by the Italian Space Agency through contract ASI-INAF 2019-21-HH.0. X. F. acknowledge support from NASA grant 80NSSC19K0562. C.M.F. was supported by NASA funding for the MAVEN project through the Mars Exploration Program under grant number NNH10CC04C. K.P. acknowledges support through DFG grant TE664/4 – 1 and PA525/24 – 1. M.P. acknowledges support through the German Space Agency (DLR) under Grant 50QM1802. F.C. acknowledges support through NASA Contract 1560641 with the Jet Propulsion Laboratory.

Author contributions Not applicable

Funding - B.S.-C., and M.L.: UK-STFC grant ST/S000429/1.

- M.C. and R.O.: Italian Space Agency contract ASI-INAF 2019-21-HH.0.
- R. L.: NASA MAVEN project.
- X. F. : NASA grant 80NSSC19K0562.
- C.M.F. NASA funding for the MAVEN project through the Mars Exploration Program under grant number NNH10CC04C.
- C.G.: ESA Research Fellowship.
- O.V.:State Program of Space Research Institute of the Russian Academy of Sciences.
- K.P.: DFG grant TE664/4 – 1 and PA525/24 – 1.
- M.P.: German Space Agency (DLR) Grant 50QM1802.
- M.M. is supported, in part, by NASA Grants #NNH16ZDA001N-MDAP and #80NSSC18K0266.
- F.C.: NASA Contract 1,560,641 with the Jet Propulsion Laborator

Data availability Not applicable.

Code availability Not applicable.

Declarations

Conflicts of interest/Competing interests Not applicable.

Open Access This article is licensed under a Creative Commons Attribution 4.0 International License, which permits use, sharing, adaptation, distribution and reproduction in any medium or format, as long as you give appropriate credit to the original author(s) and the source, provide a link to the Creative Commons licence, and indicate if changes were made. The images or other third party material in this article are included in the article's Creative Commons licence, unless indicated otherwise in a credit line to the material. If material is not included in the article's Creative Commons licence and your intended use is not permitted by statutory regulation or exceeds the permitted use, you will need to obtain permission directly from the copyright holder. To view a copy of this licence, visit <http://creativecommons.org/licenses/by/4.0/>.

References

1. Andrews, D.J., et al.: Control of the topside Martian ionosphere by crustal magnetic fields. *J. Geophys. Res. Space Phys.* (2015). <https://doi.org/10.1002/2014JA020703>
2. Andrews, D.J., et al.: MARSIS observations of field-aligned irregularities and ducted radio propagation in the Martian ionosphere. *J. Geophys. Res. Space Phys.* (2018). <https://doi.org/10.1029/2018JA025663>
3. Angelopoulos, V: The THEMIS Mission. *Space Sci. Rev.* (2008). <https://doi.org/10.1007/s11214-008-9336-1>
4. Ao, CO, et al.: A first demonstration of Mars crosslink occultation measurements. *Radio Sci.* (2015). <https://doi.org/10.1002/2015RS005750>
5. Arras, C, et al.: A global climatology of ionospheric irregularities derived from GPS radio occultation. *Geophys. Res. Lett.* (2008). <https://doi.org/10.1029/2008GL034158>
6. Barabash, S., et al.: Martian atmospheric erosion rates. *Science* (2007). <https://doi.org/10.1126/science.1134358>
7. Benna, M, et al.: First measurements of composition and dynamics of the Martian ionosphere by MAVEN's Neutral Gas and Ion Mass Spectrometer. *Geophys. Res. Lett.* (2015). <https://doi.org/10.1002/2015GL066146>
8. Berthelier, JJ, et al.: GPR, a ground-penetrating radar for the Netlander mission. *J. Geophys. Res. Space Planets* (2003). <https://doi.org/10.1029/2002JE001866>
9. Bertucci, C., et al.: The induced magnetospheres of Mars, Venus, and Titan. *Space Sci. Rev.* (2011). <https://doi.org/10.1007/s11214-011-9845-1>

10. Bhattacharyya, D, et al.: A strong seasonal dependence in the Martian hydrogen exosphere. *Geophys. Res. Lett.* (2015). <https://doi.org/10.1002/2015GL065804>
11. Bougher, SW, et al.: Early MAVEN Deep Dip campaign reveals thermosphere and ionosphere variability. *Science* (2015). <https://doi.org/10.1126/science.aad0459>
12. Bougher, S.W., et al.: The structure and variability of Mars dayside thermosphere from MAVEN NGIMS and IUVS measurements: Seasonal and solar activity trends in scale heights and temperatures. *J. Geophys. Res. Space Phys.* (2017). <https://doi.org/10.1002/2016JA023454>
13. Brain, DA, et al.: Episodic detachment of Martian crustal magnetic fields leading to bulk atmospheric plasma escape. *Geophys. Res. Lett.* (2010). <https://doi.org/10.1029/2010GL043916>
14. Burch, J.L., et al.: Magnetospheric multiscale overview and science objectives. *Space Sci. Rev.* (2016). <https://doi.org/10.1007/s11214-015-0164-9>
15. Cao, Y.-T., et al.: Structural variability of the nightside martian ionosphere near the terminator: implications on plasma sources. *J. Geophys. Res. Space Planets* (2019). <https://doi.org/10.1029/2019JE005970>
16. Cardnell, S, et al.: A photochemical model of the dust-loaded ionosphere of Mars. *J. Geophys. Res. Space Planets* (2016). <https://doi.org/10.1002/2016JE005077>
17. Chaffin, MS, et al.: Unexpected variability of Martian hydrogen escape. *Geophys. Res. Lett.* (2014). <https://doi.org/10.1002/2013GL058578>
18. Clarke, JT, et al.: A rapid decrease of the hydrogen corona of Mars. *Geophys. Res. Lett.* (2014). <https://doi.org/10.1002/2014GL061803>
19. Chassefiere, E, Leblanc, F: Mars atmospheric escape and evolution; interaction with the solar wind. *Planet. Space Sci.* (2004). <https://doi.org/10.1016/j.pss.2004.07.002>
20. Collinson, G., et al.: Spontaneous hot flow anomalies at Mars and Venus. *J. Geophys. Res. Space Phys.* (2017). <https://doi.org/10.1002/2017JA024196>
21. Connerney, JEP, et al.: The global magnetic field of Mars and implications for crustal evolution. *Geophys. Res. Lett.* (2001). <https://doi.org/10.1029/2001GL013619>
22. Crismani, M.M.J., et al.: Detection of a persistent meteoric metal layer in the Martian atmosphere. *Nat. Geosci.* (2017). <https://doi.org/10.1038/ngeo2958>
23. Cui, J., et al.: Day-to-night transport in the Martian ionosphere: Implications from total electron content measurements. *J. Geophys. Res. Space Phys.* (2015). <https://doi.org/10.1002/2014JA020788>
24. Cui, J., et al.: Diurnal variations of Titan’s ionosphere. *J. Geophys. Res. Space Phys.* (2009). <https://doi.org/10.1029/2009JA014228>
25. Cui, J, et al.: Ion transport in Titan’s upper atmosphere. *J. Geophys. Res. Space Phys.* (2010). <https://doi.org/10.1029/2009JA014563>
26. Curry, SM, et al.: Response of Mars O + pickup ions to the 8 March 2015 ICME: Inferences from MAVEN data-based models. *Geophys. Res. Lett.* (2015). <https://doi.org/10.1002/2015GL065304>
27. DiBaccio, GA, et al.: MAVEN observations of tail current sheet flapping at Mars. *J. Geophys. Res. Space Phys.* (2017). <https://doi.org/10.1002/2016JA023488>
28. Dong, Y., et al.: Magnetic field in the Martian Magnetosheath and the application as an IMF clock angle proxy. *J. Geophys. Res. Space Phys.* (2019). <https://doi.org/10.1029/2019JA026522>
29. Dubinin, E, et al.: Field-aligned currents and parallel electric field potential drops at Mars. Scaling from the Earth’ aurora. *Planet. Space Sci.* (2008). <https://doi.org/10.1016/j.pss.2007.01.019>
30. Dungey, J.W.: Interplanetary magnetic field and the auroral zones. *Phys. Rev. Lett.* (1961). <https://doi.org/10.1103/PhysRevLett.6.47>
31. Duru, F, et al.: Nightside ionosphere of Mars studied with local electron densities: A general overview and electron density depressions. *J. Geophys. Res. Space Phys.* (2011). <https://doi.org/10.1029/2011JA016835>
32. Edberg, NJT, et al.: Simultaneous measurements of Martian plasma boundaries by Rosetta and Mars Express. *Planet. Space Sci.* (2009). <https://doi.org/10.1016/j.pss.2008.10.016>
33. Edberg, NJT, et al.: Pumping out the atmosphere of Mars through solar wind pressure pulses. *Geophys. Res. Lett.* (2010). <https://doi.org/10.1029/2009GL041814>
34. England, SL, et al.: Simultaneous observations of atmospheric tides from combined in situ and remote observations at Mars from the MAVEN spacecraft. *J. Geophys. Res. Planets* (2016). <https://doi.org/10.1002/2016JE004997>
35. England, SL, et al.: MAVEN NGIMS observations of atmospheric gravity waves in the Martian thermosphere. *J. Geophys. Res. Planets* (2017). <https://doi.org/10.1002/2016JA023475>
36. England, S.L., et al.: Atmospheric tides at high latitudes in the martian upper atmosphere observed by MAVEN and MRO. *J. Geophys. Res. Planets* (2019). <https://doi.org/10.1029/2019JA026601>

37. Ergun, RE, et al.: Role of plasma waves in Mars' atmospheric loss. *Geophys. Res. Lett.* (2006). <https://doi.org/10.1029/2006GL025785>
38. Escoubet, C.Ph.: Cluster-II: Scientific objectives and data dissemination. *ESA Bull.* **102** (2000), <http://www.esa.int/esapub/bulletin/bullet102/Warhaut102.pdf>. Accessed July 2020
39. Espley, J, et al.: Absorption of MARSIS radar signals: Solar energetic particles and the daytime ionosphere. *Geophys. Res. Lett.* (2007). <https://doi.org/10.1029/2006GL028829>
40. Espley, J., et al.: The martian magnetosphere: areas of unsettled terminology. *J. Geophys. Res. Space Phys.* (2018). <https://doi.org/10.1029/2018JA025278>
41. Fang, X, et al.: Control of Mars global atmospheric loss by the continuous rotation of the crustal magnetic field: A time-dependent MHD study. *J. Geophys. Res. Space Phys.* (2015). <https://doi.org/10.1002/2015JA021605>
42. Fang, X, et al.: The Mars crustal magnetic field control of plasma boundary locations and atmospheric loss: MHD prediction and comparison with MAVEN. *J. Geophys. Res. Space Phys.* (2017). <https://doi.org/10.1002/2016JA023509>
43. Fedorova, A., et al.: Water vapor in the middle atmosphere of Mars during the 2007 global dust storm. *Icarus* (2018). <https://doi.org/10.1016/j.icarus.2017.09.025>
44. Fejer, BG, Kelley, MC: Ionospheric irregularities. *Rev. Geophys.* (1980). <https://doi.org/10.1029/RG018i002p00401>
45. Fillingim, M.: Ionospheric currents at mars and their electrodynamic effects. Chapter in electric currents in geospace and beyond. In: Keiling, A., Marghita, O., Wheatland, M. (eds.) (2018). <https://doi.org/10.1002/9781119324522.ch26>
46. Fowler, C.M., et al.: MAVEN observations of ionospheric irregularities at Mars. *Geophys. Res. Lett.* (2017). <https://doi.org/10.1002/2017GL075189>
47. Fowler, CM, et al.: Electric and magnetic variations in the near-Mars environment. *J. Geophys. Res. Space Phys.* (2017). <https://doi.org/10.1002/2016JA023411>
48. Fowler, C.M., et al.: MAVEN observations of solar wind-driven Magnetosonic waves heating the martian dayside ionosphere. *J. Geophys. Res. Space Phys.* (2018). <https://doi.org/10.1029/2018JA025208>
49. Fowler, C.M., et al.: The penetration of draped magnetic field into the martian upper ionosphere and correlations with upstream solar wind dynamic pressure. *J. Geophys. Res. Space Phys.* (2019). <https://doi.org/10.1029/2019JA026550>
50. Futaana, Y, et al.: Mars Express and Venus Express multi-point observations of geoeffective solar flare events in December 2006. *Planet. Space Sci.* (2008). <https://doi.org/10.1016/j.pss.2007.10.014>
51. Garnier, P., et al.: The martian photoelectron boundary as seen by MAVEN. *J. Geophys. Res. Space Phys.* (2017). <https://doi.org/10.1002/2017JA024497>
52. Girazian, Z, et al.: Nightside ionosphere of Mars: Composition, vertical structure, and variability. *J. Geophys. Res. Space Phys.* (2017). <https://doi.org/10.1002/2016JA023508>
53. Grard, R.: Solar photon interaction with the martian surface and related electrical and chemical phenomena. *Icarus* (1995). <https://doi.org/10.1006/icar.1995.1048>
54. Gruesbeck, J.R., et al.: The three-dimensional bow shock of mars as observed by MAVEN. *J. Geophys. Res. Space Phys.* (2018). <https://doi.org/10.1029/2018JA025366>
55. Guo, J, et al.: Modeling the variations of dose rate measured by rad during the first msl Martian year: 2012–2014. *Astrophys J* (2015). <https://doi.org/10.1088/0004-637X/810/1/24>
56. Gupta, S., Upadhayaya, A.K.: Morphology of martian low-altitude ionospheric layer: MGS observations. *J. Geophys. Res. Space Phys.* (2019). <https://doi.org/10.1029/2018JA026162>
57. Gurnett, D, A, et al.: An ionized layer in the upper atmosphere of Mars caused by dust impacts from comet Siding Spring. *Geophys. Res. Lett.* (2015). <https://doi.org/10.1002/2015GL063726>
58. Haider, S.A., et al.: Dust storm and electron density in the equatorial D region ionosphere of Mars: Comparison with Earth's ionosphere from rocket measurements in Brazil. *J. Geophys. Res. Space Phys.* (2015). <https://doi.org/10.1002/2015JA021630>
59. Halekas, J.S., et al.: Structure, dynamics, and seasonal variability of the Mars-solar wind interaction: MAVEN Solar Wind Ion Analyzer in-flight performance and science results. *J. Geophys. Res. Space Phys.* **122**, 547–578 (2017). <https://doi.org/10.1002/2016JA023167>
60. Halekas, J.S., et al.: Structure and variability of the martian ion composition boundary layer. *J. Geophys. Res. Space Phys.* (2018). <https://doi.org/10.1029/2018JA025866>
61. Hall, BES, et al.: A survey of suprathermal electron flux depressions, or “electron holes”, within the illuminated Martian induced magnetosphere. *J. Geophys. Res.* (2016). <https://doi.org/10.1002/2015JA021866>

62. Hall, B.E.S., et al.: Annual variations in the Martian bow shock location as observed by the Mars Express mission. *J. Geophys. Res. Space Phys.* (2016). <https://doi.org/10.1002/2016JA023316>
63. Hall, B.E.S., et al.: The Martian bow shock over solar cycle 23–24 as observed by the Mars Express mission. *J. Geophys. Res. Space Phys.* (2019). <https://doi.org/10.1029/2018JA026404>
64. Hanson, WB, et al.: The Martian ionosphere as observed by the Viking retarding potential analyzers. *J. Geophys. Res.* (1977). <https://doi.org/10.1029/JS082i028p04351>
65. Hanson, W., B., Mantas, G.P.: Viking electron temperature measurements: Evidence for a magnetic field in the Martian ionosphere. *J. Geophys. Res. Space Phys.* (1988). <https://doi.org/10.1029/JA093iA07p07538>
66. Heavens, N.G., et al.: Hydrogen escape from Mars enhanced by deep convection in dust storms. *Nat. Astron.* (2018). <https://doi.org/10.1038/s41550-017-0353-4>
67. Holmberg, M., et al.: MAVEN and MEX multi-instrument study of the dayside of the Martian induced magnetospheric structure revealed by pressure analyses. *J. Geophys. Res. Space Phys.* (2019). <https://doi.org/10.1029/2019JA026954>
68. Hurley, D.M., et al.: A proxy for the upstream IMF clock angle using MAVEN magnetic field data. *J. Geophys. Res. Space Phys.* (2018). <https://doi.org/10.1029/2018JA025578>
69. Jakosky, B.M.: MAVEN explores the Martian upper atmosphere. *Science* (2015). <https://doi.org/10.1126/science.aad3443>
70. Jakosky, BM, et al.: MAVEN observations of the response of Mars to an interplanetary coronal mass ejection. *Science* (2015). <https://doi.org/10.1126/science.aad0210>
71. Jakosky, BM, et al.: Loss of the Martian atmosphere to space: Present-day loss rates determined from MAVEN observations and integrated loss through time. *Icarus* (2018). <https://doi.org/10.1016/j.icarus.2018.05.030>
72. Kelley, M.C., McClure, J.P.: Equatorial spread-F: a review of recent experimental results. *J. Atmos. Terr. Phys.* (1981). [https://doi.org/10.1016/0021-9169\(81\)90106-9](https://doi.org/10.1016/0021-9169(81)90106-9)
73. Knudsen, W.C., et al.: Transport of ionospheric O⁺ ions across the Venus terminator and implications. *J. Geophys. Res. Space Phys.* (1980). <https://doi.org/10.1029/JA085iA13p07803>
74. Leblanc, F., et al.: ESA F-class mission proposal. Private communication (2018)
75. Lee, C.O., et al.: MAVEN observations of the solar cycle 24 space weather conditions at Mars. *J. Geophys. Res. Space Phys.* (2017). <https://doi.org/10.1002/2016JA023495>
76. Lefèvre, F., Krasnopolsky, V.: *Atmospheric Photochemistry. The atmosphere and climate of Mars.* Cambridge University Press, Cambridge (2017). <https://doi.org/10.1017/9781139060172.013>
77. Liemohn, M.W., et al.: Ionospheric control of the dawn-dusk asymmetry of the Mars magnetotail current sheet. *J. Geophys. Res. Space Phys.* (2017). <https://doi.org/10.1002/2016JA023707>
78. Lillis, R.J., Brain, D.A.: *J. Geophys. Res. Space Phys.* (2013). <https://doi.org/10.1002/jgra.50171>
79. Lillis, R.J., et al.: Photochemical escape of oxygen from Mars: First results from MAVEN in situ data. *J. Geophys. Res. Space Phys.* (2017). <https://doi.org/10.1002/2016JA023455>
80. Lillis, R.J., et al.: Field-aligned electrostatic potentials above the martian exobase from MGS electron reflectometry: structure and variability. *J. Geophys. Res. Planets* (2018). <https://doi.org/10.1002/2017JE005395>
81. Lillis, R.J., et al.: ESCAPEDE: the escape and plasma acceleration and dynamics explorers, paper presented at The Goddard Planetary CubeSats Symposium, NASA, NASA Goddard space flight Center (2019a). <https://cubesats.gsfc.nasa.gov/symposium.php>. Accessed July 2020
82. Lillis, R.J., et al.: Modeling wind-driven ionospheric dynamo currents at Mars: Expectations for insight magnetic field measurements. *Geophys. Res. Lett.* (2019). <https://doi.org/10.1029/2019GL025336>
83. Liu, GP, et al.: Longitudinal structures in Mars' upper atmosphere as observed by MAVEN/NGIMS. *J. Geophys. Res. Space Phys.* (2017). <https://doi.org/10.1002/2016JA023455>
84. López, RE, et al.: The role of the bow shock in solar wind-magnetosphere coupling. *Ann. Geophys.* (2011). <https://doi.org/10.5194/angeo-29-1129-2011>
85. Luhmann, J, et al.: Martian magnetic storms. *J. Geophys. Res. Space Phys.* (2017). <https://doi.org/10.1002/2016JA023513>
86. Lundin, R., et al.: Solar wind-induced atmospheric erosion at Mars: First results from ASPERA-3 on Mars Express. *Science* (2004). <https://doi.org/10.1126/science.1101860>
87. Lundin, R, et al.: Solar forcing and planetary ion escape from Mars. *Geophys. Res. Lett.* (2008). <https://doi.org/10.1029/2007GL032884>
88. Ma, Y, et al.: Variations of the Martian plasma environment during the ICME passage on 8 March 2015: A time-dependent MHD study. *J. Geophys. Res. Space Phys.* (2017). <https://doi.org/10.1002/2016JA023402>

89. Ma, Y., et al.: Effects of crustal field rotation on the solar wind plasma interaction with Mars. *Geophys. Res. Lett.* (2014). <https://doi.org/10.1002/2014GL060785>
90. Mahaffy, P.R., et al.: The neutral gas and ion mass spectrometer on the Mars atmosphere and volatile evolution mission. *Space Sci. Rev.* (2014). <https://doi.org/10.1007/s11214-014-0091-1>
91. Matsunaga, K., et al.: Statistical study of relations between the induced magnetosphere, ion composition, and pressure balance boundaries around Mars based on MAVEN observations. *J. Geophys. Res. Space Phys.* (2017). <https://doi.org/10.1002/2017JA024217>
92. Matta, M., et al.: Numerical simulations of ion and electron temperatures in the ionosphere of Mars: Multiple ions and diurnal variations. *Icarus* (2014). <https://doi.org/10.1016/j.icarus.2013.09.006>
93. Matta, M., et al.: Interpreting Mars ionospheric anomalies over crustal magnetic field regions using a 2-D ionospheric model. *J. Geophys. Res. Space Phys.* (2015). <https://doi.org/10.1002/2014JA020721>
94. Mayyasi, M., et al.: Significant space weather impact on the escape of hydrogen from Mars. *Geophys. Res. Lett.* (2018). <https://doi.org/10.1029/2018GL077727>
95. Mayyasi, M., et al.: Ion-neutral coupling in the upper atmosphere of Mars: a dominant driver of topside ionospheric structure. *J. Geophys. Res. Space Phys.* (2019). <https://doi.org/10.1029/2019JA026481>
96. Mazelle, C., et al.: Bow shock and upstream phenomena at Mars. *Space Sci. Rev.* (2004). <https://doi.org/10.1023/B:SPAC.0000032717.98679.d0>
97. Mazelle, C., et al.: Evidence for neutrals-foreshock electrons impact at Mars. *Geophys. Res. Lett.* (2018). <https://doi.org/10.1002/2018GL077298>
98. Mendillo, M.: Simultaneous ionospheric variability on Earth and Mars. *J. Geophys. Res. Space Phys.* (2003). <https://doi.org/10.1029/2003JA009961>
99. Mendillo, M., et al.: Ionospheric effects upon a satellite navigation system at Mars. *Radio Sci.* (2004). <https://doi.org/10.1029/2003RS002933>
100. Mendillo, M., et al.: Effects of solar flares on the ionosphere of Mars. *Science* (2006). <https://doi.org/10.1126/science.1122099>
101. Mendillo, M., et al.: Comparative ionospheres: Terrestrial and giant Planets. *Icarus* (2018). <https://doi.org/10.1016/j.icarus.2017.12.033>
102. Meziane, K., et al.: Martian electron foreshock from MAVEN observations. *J. Geophys. Res. Space Phys.* (2017). <https://doi.org/10.1002/2016JA023282>
103. Meziane, K., et al.: A fast fermi acceleration at Mars bow shock. *J. Geophys. Res. Space Phys.* (2019). <https://doi.org/10.1029/2019JA026614>
104. Mitchell, D.L., et al.: Probing Mars' crustal magnetic field and ionosphere with the MGS Electron Reflectometer. *J. Geophys. Res. Planets* (2001). <https://doi.org/10.1029/2000JE001435>
105. Molina-Cuberos, G.J., et al.: Planetary and space science (2003). [https://doi.org/10.1016/S0032-0633\(02\)00197-6](https://doi.org/10.1016/S0032-0633(02)00197-6)
106. Molina-Cuberos, G. J., et al.: Meteoric ions in the atmosphere of Mars. *Space Sci. Rev.* (2008). <https://doi.org/10.1007/s11214-008-9340-5>
107. Montabone, L., et al.: Eight-year climatology of dust optical depth on Mars. *Icarus* (2015). <https://doi.org/10.1016/j.icarus.2014.12.034>
108. Montmessin, F., et al.: SPICAM on Mars Express: A 10 year in-depth survey of the Martian atmosphere. *Icarus* (2017). <https://doi.org/10.1016/j.icarus.2017.06.022>
109. Moses, S.L., et al.: Expectations for the microphysics of the Mars-solar wind interaction. *Geophys. Res. Lett.* (1988). <https://doi.org/10.1029/GL015i005p00429>
110. Nagy, A., et al.: The plasma environment of Mars. *Space Sci. Rev.* (2004). <https://doi.org/10.1023/B:SPAC.0000032718.47512.92>
111. Němec, F., et al.: Nightside ionosphere of Mars: Radar soundings by the Mars Express spacecraft. *J. Geophys. Res. Planets* (2010). <https://doi.org/10.1029/2010JE003663>
112. Němec, F., et al.: Enhanced ionization of the Martian nightside ionosphere during solar energetic particle events. *Geophys. Res. Lett.* (2014). <https://doi.org/10.1002/2013GL058895>
113. Němec, F., et al.: Intensity of nightside MARSIS AIS surface reflections and implications for low-altitude ionospheric densities. *J. Geophys. Res. Space Phys.* (2015). <https://doi.org/10.1002/2014JA020888>
114. Olsen, N., et al.: The Swarm Satellite Constellation Application and Research Facility (SCARF) and Swarm data products. *Earth Planets Space* (2013). <https://doi.org/10.5047/eps.2013.07.001>
115. Opgenoorth, H.J., et al.: Day-side ionospheric conductivities at Mars Planetary and Space Science (2010). <https://doi.org/10.1016/j.pss.2010.04.004>
116. Opgenoorth, H.J., et al.: Mars ionospheric response to solar wind variability. *J. Geophys. Res. Space Phys.* (2013). <https://doi.org/10.1002/jgra.50537>

117. Oppenheim, M: Evidence and effects of a wave-driven nonlinear current in the equatorial electrojet. *Ann. Geophys.* (1997). <https://doi.org/10.1007/s00585-997-0899-z>
118. Ossakow, S.L.: Spread-F theories—a review. *J. Atmos. Terr. Phys.* (1981). [https://doi.org/10.1016/0021-9169\(81\)90107-0](https://doi.org/10.1016/0021-9169(81)90107-0)
119. Pätzold, M., et al.: A sporadic third layer in the ionosphere of Mars. *Science* (2005). <https://doi.org/10.1126/science.1117755>
120. Peter, K., et al.: The dayside ionospheres of Mars and Venus: Comparing a one-dimensional photochemical model with MaRS (Mars Express) and VeRa (Venus Express) observations. *Icarus* (2014). <https://doi.org/10.1016/j.icarus.2014.01.028>
121. Peter, K.: Small scale disturbances in the lower dayside ionosphere of Mars as seen by the MaRS radio science experiment on Mars Express. PhD Thesis, Universität zu Köln: (2018). <https://kups.ub.uni-koeln.de/8110/>. Accessed July 2020
122. Peter, K., et al.: The lower dayside ionosphere of Mars from 14 years of MaRS radio science observations. *Icarus* **359** (2021). <https://doi.org/10.1016/j.icarus.2020.114213>
123. Plane, J.M.C., et al.: Meteoric Metal chemistry in the Martian atmosphere. *J. Geophys. Res. Planets* (2018). <https://doi.org/10.1002/2017JE005510>
124. Ramstad, R., et al.: Effects of the crustal magnetic fields on the Martian atmospheric ion escape rate. *Geophys. Res. Lett.* (2016). <https://doi.org/10.1002/2016GL070135>
125. Rishbeth, H, Mendillo, M: Ionospheric layers of Mars and Earth. *Planet. Space Sci.* (2004). <https://doi.org/10.1016/j.pss.2004.02.007>
126. Romanelli, N., et al.: Effects of the crustal magnetic fields and changes in the IMF orientation on the magnetosphere of Mars: MAVEN observations and LatHyS results. *J. Geophys. Res. Space Phys.* (2018). <https://doi.org/10.1029/2017JA025155>
127. Ruhunusiri, S., et al.: An artificial neural network for inferring solar wind proxies at Mars. *Geophys. Res. Lett.* (2018). <https://doi.org/10.1029/2018GL079282>
128. Sanchez-Cano, B., et al.: Total electron content in the Martian atmosphere: A critical assessment of the Mars Express MARSIS data sets. *J. Geophys. Res. Space Phys.* (2015). <https://doi.org/10.1002/2014JA020630>
129. Sanchez-Cano, B., et al.: Evidence of scale height variations in the Martian ionosphere over the solar cycle. *J. Geophys. Res. Space Phys.* (2015). <https://doi.org/10.1002/2015JA021949>
130. Sanchez-Cano, B., et al.: Solar cycle variations in the ionosphere of Mars as seen by multiple Mars Express data sets. *J. Geophys. Res. Space Phys.* (2016). <https://doi.org/10.1002/2015JA022281>
131. Sanchez-Cano, B., et al.: Mars plasma system response to solar wind disturbances during solar minimum. *J. Geophys. Res. Space Phys.* (2017). <https://doi.org/10.1002/2016JA023587>
132. Sanchez-Cano, B., et al.: Spatial, seasonal, and solar cycle variations of the Martian Total Electron Content (TEC): Is the TEC a good tracer for atmospheric cycles? *J. Geophys. Res. Planets* (2018). <https://doi.org/10.1029/2018JE005626>
133. Sanchez-Cano, B., et al.: Origin of the extended Mars radar blackout of September 2017. *J. Geophys. Res. Space Phys.* (2019). <https://doi.org/10.1029/2018JA026403>
134. Sánchez-Cano, B., et al.: Mars' ionopause: A matter of pressures. *J. Geophys. Res. Space Phys.* (2020). <https://doi.org/10.1029/2020JA028145>
135. Schneider, NM, et al.: Discovery of diffuse aurora on Mars. *Science* (2015). <https://doi.org/10.1126/science.aad0313>
136. Schneider, N.M., et al.: Global aurora on Mars during the September 2017 space weather event. *Geophys. Res. Lett.* (2018). <https://doi.org/10.1029/2018GL077772>
137. Schunk, R., Nagy, A.F.: Ionospheres: physics, plasma physics, and chemistry. Cambridge Univ. Press, Cambridge (2009)
138. Sefton-Nash, E., et al.: A concept for permanent stations on Phobos and Deimos: Study of the Mars space environment. 52nd ESLAB symposium (2018). <https://www.cosmos.esa.int/web/52nd-eslab-symposium/presentations>. Accessed July 2020
139. Smith, DE, et al.: The Mars seasonal CO₂ cycle and the time variation of the gravity field: A general circulation model simulation. *J. Geophys. Res. Planets* (1999). <https://doi.org/10.1029/1998JE900024>
140. Spenner, K., et al.: On the maintenance of the Venus nightside ionosphere: Electron precipitation and plasma transport. *J. Geophys. Res. Space Phys.* (1981). <https://doi.org/10.1029/JA086iA11p09170>
141. Terada, N., et al.: Global distribution and parameter dependences of gravity wave activity in the Martian upper thermosphere derived from MAVEN/NGIMS observations. *J. Geophys. Res. Space Phys.* (2017). <https://doi.org/10.1002/2016JA023476>
142. Ulusen, D., et al.: Investigation of Mars' ionospheric response to solar energetic particle events. *J. Geophys. Res. Space Phys.* (2012). <https://doi.org/10.1029/2012JA017671>

143. Vaisberg, V.N., et al.: Ion flux parameters in the region of solar wind interaction with Mars according to measurements of Mars 4 and Mars 5. *Space Research XVI* (1976). <http://adsabs.harvard.edu/abs/1976spre.conf.1033V>. Accessed July 2020
144. Vaisberg, O., Smirnov, V.: The Martian magnetotail. *Adv. Space Res.* (1986). [https://doi.org/10.1016/0273-1177\(86\)90046-3](https://doi.org/10.1016/0273-1177(86)90046-3)
145. Vaisberg, V.N., et al.: The structure of Martian magnetosphere at the dayside terminator region as observed on MAVEN Spacecraft. *J. Geophys. Res. Space Phys.* (2018). <https://doi.org/10.1002/2018JA025202>
146. Vandaale, AC, et al.: Martian dust storm impact on atmospheric H₂O and D/H observed by ExoMars Trace Gas Orbiter. *Nature* (2019). <https://doi.org/10.1038/s41586-019-1097-3>
147. Wang, Y-C, et al.: Modeling of the O⁺ pickup ion sputtering efficiency dependence on solar wind conditions for the Martian atmosphere. *J. Geophys. Res. Planets* (2014). <https://doi.org/10.1002/2013JE004413>
148. Wang, J-S, Nielsen, E: Behavior of the Martian dayside electron density peak during global dust storms. *Planet. Space Sci.* (2003). [https://doi.org/10.1016/S0032-0633\(03\)00015-1](https://doi.org/10.1016/S0032-0633(03)00015-1)
149. Weber, T., et al.: The influence of solar wind pressure on Martian crustal magnetic field topology. *Geophys. Res. Lett.* (2019). <https://doi.org/10.1029/2019GL081913>
150. Whalley, CL, Plane, JMC: Meteoric ion layers in the Martian atmosphere. *Faraday Discuss.* (2010). <https://doi.org/10.1039/C003726E>
151. Whitten, RC, et al.: The ionosphere of Mars below 80 km altitude—I quiescent conditions. *Planet. Space Sci.* (1971). [https://doi.org/10.1016/0032-0633\(71\)90203-0](https://doi.org/10.1016/0032-0633(71)90203-0)
152. Witasse, O., et al.: Interplanetary coronal mass ejection observed at STEREO-A, Mars, comet 67P/Churyumov-Gerasimenko, Saturn, and New Horizons en route to Pluto: Comparison of its Forbush decreases at 1.4, 3.1, and 9.9 AU. *J. Geophys. Res. Space Phys.* (2017). <https://doi.org/10.1002/2017JA023884>
153. Withers, P: A review of observed variability in the dayside ionosphere of Mars. *Adv. Space Res.* (2009). <https://doi.org/10.1016/j.asr.2009.04.027>
154. Withers, P, et al.: A clear view of the multifaceted dayside ionosphere of Mars. *Geophys. Res. Lett.* (2012). <https://doi.org/10.1029/2012GL053193>
155. Withers, P., et al.: Mars's dayside upper ionospheric composition is affected by magnetic field conditions. *J. Geophys. Res. Space Phys.* (2019). <https://doi.org/10.1029/2018JA026266>
156. Yigit, E, et al.: High-altitude gravity waves in the Martian thermosphere observed by MAVEN/NGIMS and modeled by a gravity wave scheme. *Geophys. Res. Lett.* (2015). <https://doi.org/10.1002/2015GL065307>

Publisher's Note Springer Nature remains neutral with regard to jurisdictional claims in published maps and institutional affiliations.

Affiliations

Beatriz Sánchez-Cano¹ · Mark Lester¹ · David J. Andrews² · Hermann Opgenoorth^{1,3} · Robert Lillis⁴ · François Leblanc⁵ · Christopher M. Fowler⁴ · Xiaohua Fang⁶ · Oleg Vaisberg⁷ · Majd Mayyasi⁸ · Mika Holmberg⁹ · Jingnan Guo^{10,11} · Maria Hamrin³ · Christian Mazelle¹² · Kerstin Peter¹³ · Martin Pätzold¹³ · Katerina Stergiopoulou² · Charlotte Goetz⁹ · Vladimir Nikolaevich Ermakov⁷ · Sergei Shuvalov⁷ · James A. Wild¹⁴ · Pierre-Louis Blelly¹² · Michael Mendiillo⁸ · Cesar Bertucci¹⁵ · Marco Cartacci¹⁶ · Roberto Orosei¹⁷ · Feng Chu¹⁸ · Andrew J. Kopf¹⁹ · Zachary Girazian¹⁸ · Michael T. Roman¹

✉ Beatriz Sánchez-Cano
bscmdr1@leicester.ac.uk

- ¹ School of Physics and Astronomy, University of Leicester, Leicester, UK
- ² Swedish Institute of Space Physics, Uppsala, Sweden
- ³ Umeå University, Umeå, Sweden
- ⁴ Space Sciences Laboratory, University of California Berkeley, Berkeley, CA, USA
- ⁵ Laboratoire Atmosphères, Milieux, Observations Spatiales. Centre National de la Recherche Scientifique, Sorbonne Université, Paris, France
- ⁶ Laboratory for Atmospheric and Space Physics, University of Colorado Boulder, COBoulder, USA
- ⁷ Space Research Institute of Russian academy of Sciences, Moscow, Russia
- ⁸ Boston University, Boston, MA, USA
- ⁹ European Space Research and Technology Center, European Space Agency, Noordwijk, The Netherlands
- ¹⁰ School of Earth and Space Sciences, University of Science and Technology of China, Hefei, People's Republic of China
- ¹¹ CAS Center for Excellence in Comparative Planetology, Hefei, People's Republic of China
- ¹² Institut de Recherche en Astrophysique et Planétologie, Toulouse, France
- ¹³ Department of Planetary Research, Rhenish Institute for Environmental Research at the University of Cologne, Cologne, Germany
- ¹⁴ Physics Department, Lancaster University, Lancaster, UK
- ¹⁵ Instituto de Astronomía y Física del Espacio, Buenos Aires, Argentina
- ¹⁶ Istituto Nazionale di Astrofisica, IAPS, Rome, Italy
- ¹⁷ Istituto Nazionale di Astrofisica, Istituto di Radioastronomia, Bologna, Italy
- ¹⁸ Department of Physics and Astronomy, University of Iowa, Iowa City, IA, USA
- ¹⁹ Astronomical Applications Department, United States Naval Observatory, Washington, DC, USA