



Near-isogenic lines of soybean confirm a QTL for seed waterloggingtolerance at different temperatures

Van Loc Nguyen · Thi Thu Hien Dang · Ha Duc Chu · Tetsuhiro Nakamura · Tomomi Abiko · Toshihiro Mochizuki

Received: 23 June 2020 / Accepted: 20 November 2020 / Published online: 3 January 2021
© Springer Nature B.V. 2021

Abstract Climate change is predicted to increase the probability of soil waterlogging due to severe rainfall, causing significant damage to soybean at the germination stage. Germination under waterlogging is also greatly influenced by temperature. To clarify the variation in germination responses of soybean genotypes to waterlogging at different temperatures, the seeds of 15 soybean genotypes were treated by soaking for 2 days at four temperatures: 21 °C, 23 °C, 25 °C, 27 °C and 29 °C. Differences in the germination rate (GR) and normal seedling rate (NSR)

were observed among soybean genotypes after soaking treatments regardless of the temperature. Among the examined genotypes, Iyodaizu was classified as waterlogging tolerant at the germination stage, and Tachinagaha was classified as sensitive. Interestingly, through the analyses of recombinant inbred lines (RILs) developed from a cross between Tachinagaha and Iyodaizu, quantitative trait loci (QTLs) for root development under hypoxia at the seedling stage of soybean were detected on chromosome 12 (Chr.12). We investigated whether the candidate QTL region for root development is involved in seed waterlogging tolerance by using a near-isogenic line (NIL), NIL-9-4-5. Interestingly, under soaking treatment, the GR and NSR of NIL-9-4-5, carrying the candidate QTL region, was nearly the same as that of Iyodaizu and was significantly higher than that of Tachinagaha. These results may indicate that the candidate QTL region for root development under hypoxia at the seedling stage located on Chr.12 contributes to the seed waterlogging tolerance of soybean plants at the germination stage.

Electronic supplementary material The online version of this article (<https://doi.org/10.1007/s10681-020-02736-1>) contains supplementary material, which is available to authorized users.

V. L. Nguyen (✉)
Faculty of Agronomy, Vietnam National University of Agriculture, Trau Quy, Gia Lam, Hanoi 131000, Vietnam
e-mail: nguyenvanloc1012@gmail.com

T. T. H. Dang
Graduate School of Bioresource and Bioenvironmental Sciences, Kyushu University, 744, Motooka, Nishi-ku, Fukuoka 819-0395, Japan

H. D. Chu
Agricultural Genetics Institute, Pham Van Dong, Tu Liem, Hanoi 131000, Vietnam

T. Nakamura · T. Abiko · T. Mochizuki
Faculty of Agriculture, Kyushu University, 111 Harumachi, Kasuya-cho, Kasuya-gun, Fukuoka 811-2307, Japan

Keywords Germination stage · Waterlogging tolerance · Soybean · Temperature · QTLs · Near-isogenic lines

Abbreviations

Chr. Chromosome
GR Germination rate

NIL Near isogenic line
 NSR Normal seedling rate
 QTL Quantitative trait loci

Introduction

Climate change is regarded as a major factor increasing the probability of soil waterlogging due to severe rainfall. When soil is waterlogged, a hypoxic environment is induced due to the low diffusion of gases in water (Jackson and Colmer 2005; Licausi and Giuntoli 2020) and the respiration of organisms (Bailey-Serres and Voesenek 2008). The low-oxygen atmosphere negatively influences plant growth and productivity. To cope with waterlogging-induced hypoxia, three major strategies (adaptation, escape and quiescence) have evolved in plants; for example, plants exhibit certain root traits that prevent the loss of oxygen from the roots, such as adventitious rooting, root aerenchyma formation and the formation of physical barriers.

Great efforts have been made to understand the effects of waterlogging conditions on the growth and development of various upland crops, such as cucumber (*Cucumis sativus*) (Yeboah et al. 2008) wheat (*Triticum aestivum*) (Boru et al. 2001; Malik et al. 2001), chickpea (*Cicer arietinum*) (Cowie et al. 2013), upland cotton (*Gossypium hirsutum*) (Wang et al. 2017) and maize (*Zea mays*) (Tian et al. 2019). However, few of these studies have addressed the central question of the hypoxia stress response in soybean (*Glycine max*), a crop with poor tolerance to waterlogging (Maekawa et al. 2011; Kim et al. 2015; Dhungana et al. 2019).

Soybean is considered the most important legume species to humans and is frequently cultivated from spring to early summer in eastern Asia (Lee et al. 2003; Carpentieri-Pipolo et al. 2012). During this period, an increasing occurrence of heavy rains has been reported, causing significant damage to soybean at the germination and seedling stages (Araki et al. 2012; Kokukun et al. 2013). Genetic variation in germination responses to waterlogging was reported in previous studies (Sung 1995; Sayama et al. 2009; Nanjo et al. 2014), and this response can be greatly affected by temperature (Hou and Thseng 1991; Wuebker et al. 2001). Warmer temperatures are associated with greater losses during seedling

emergence and a complete loss of germination was observed in a typical soybean cultivar when seeds were soaked for 4 days at 30 °C (Hou and Thseng 1991). Unfortunately, the variation in seed germination responses to waterlogging at different temperatures remains unclear. However, effect of temperature on the germination capacity of waterlogged seeds has not been tested across soybean varieties.

Although extensive QTLs for waterlogging tolerance of soybean have been detected, most of these QTLs are related to tolerance at the vegetative stage (Van Toai et al. 2001; Reyna et al. 2003; Cornelious et al. 2005; Githiri et al. 2006; Sayama et al. 2009; Nguyen et al. 2012; Van Nguyen et al. 2017). Limited information is available about QTLs for waterlogging tolerance in soybean plant in the germination stage. Only five QTLs, *Sft1*, *Sft2*, *Sft3*, *Sft4* (Sayama et al. 2009) and *QTN13* (Yu et al. 2019), have been associated with germination and normal seedling rates under seed-soaking stress. Interestingly, one of these QTLs (*Sft1*) is located in a marker interval containing QTLs on chromosome 12, near a candidate QTL region for root development under hypoxia and waterlogging (Van Nguyen et al. 2017). To obtain a deeper understanding of the effects of candidate QTL regions for root development on waterlogging tolerance of soybean at the germination stage, seeds of a near-isogenic line (NIL) and their parents were used as the study materials in this work. We comprehensively studied the effects of waterlogging at various temperatures on the characteristics of these soybean seeds, including the germination rate and seedling rate. Our findings could provide a valuable reference for alleviating waterlogging conditions in soybean planted around the world.

Materials and methods

Materials

Fifteen soybean genotypes, including seven from Japan (Iyodaizu, Kokubu 7, Komame, Maetsue Zarai 90B, Miyashishirome, Nattou Kotsubu and Tachinagaha), three from India (E C 112,828, M42 and M652), two from Nepal (N 2295 and U1155-4), one from Korea Rep. (Okjo), one from China (Peking) and one from the United States (Williams 82), were used in this study (Table 1). In addition, we used Iyodaizu, Tachinagaha and NIL-9-4-5 to confirm the effects of

Table 1 Characteristics of the studied genotypes

Genotype	Origin	Code at source	Seed weight (g/seed)	Seed colour
E C 112,828	India	GW80	0.1931	Yellow
Iyodaizu	Japan	Iyo	0.1314	Green
Kokubu 7	Japan	GJ66	0.3332	Yellow
Komame	Japan	GJ32	0.4227	Yellow
M42	India	GJ53	0.1824	Yellow
M652	India	GJ67	0.0688	Black
Maetsue Zarai 90B	Japan	GJ58	0.4997	Yellow
Miyagishirome	Japan	GJ14	0.5141	Yellow
N 2295	Nepal	GW41	0.1973	Brown
Nattou Kotsubu	Japan	GJ13	0.1606	Yellow
Okjo	Rep. Korea	GW18	0.2823	Yellow
Peking	China	GW28	0.1034	Black
Tachinagaha	Japan	Tachi	0.3612	Yellow
U 1155-4	Nepal	1155-4	0.0624	Black
Williams 82	America	GW36	0.2591	Yellow

a major QTL for root development under hypoxia on seed waterlogging tolerance in soybean. Among them, NIL-9-4-5 is reported as a near-isogenic line (NIL) that was selected from the Tachinagaha/Iyodaizu BC₆F₂ population through marker-assisted selection (Van Nguyen et al. 2017).

Seed waterlogging treatment

Seeds of each genotype were incubated in Petri dishes (diameter: nine cm) at 23 °C and 80% RH in the dark and the number of germinating seeds was counted for three days. Then, three-day-seeds were treated under waterlogging condition at different temperatures: 21, 23, 25, 27 and 29 °C (Fig. 1). Briefly, control seeds were sown in 0.43 l plastic pots (7.2 cm in top diameter; 11.6 cm in height; and 5.1 cm in bottom diameter) filled with humid vermiculite (Midorisangyou, Fukuoka, Japan) for four days, while waterlogging-treated- seeds (10 per temperature treatment per genotype) were subjected to a water soaking treatment in an Erlenmeyer flask containing 120 ml of deionized distilled water for 48 hours. The pots and Erlenmeyer flasks were then placed on trays in growth chambers (220 μmol m² s⁻¹ light density, 14 h light/10 h dark) that were set at the target temperatures. Then, the treated seeds were germinated in humid vermiculite for two days as the recovery stage. The experiments were performed under a randomized

complete block design with three replications per treatment, and 10 seeds were used per replication.

Measurements

At the end of the seed waterlogging treatment, the water surface in the Erlenmeyer flask was observed for presence or absence of air bubbles. The samples were collected after four days of treatment. Seeds with a radicle longer than 1 cm were recorded as germinating seeds, and seedlings without any damage to the radicle or cotyledon were regarded as normal seedlings. The germination rate (GR) and normal seedling rate (NSR) were calculated with the following formulas:

$$\text{Germination rate}(\%) = \frac{\text{Number of germinated seeds}}{\text{Number of sowed seeds}} \times 100$$

$$\text{Normal seedling rate}(\%) = \frac{\text{Number of normal seedlings}}{\text{Number of sowed seeds}} \times 100$$

The relative GR and NSR values at the tested temperatures were calculated as the ratio of the mean value under the control treatment to the mean one under waterlogging.

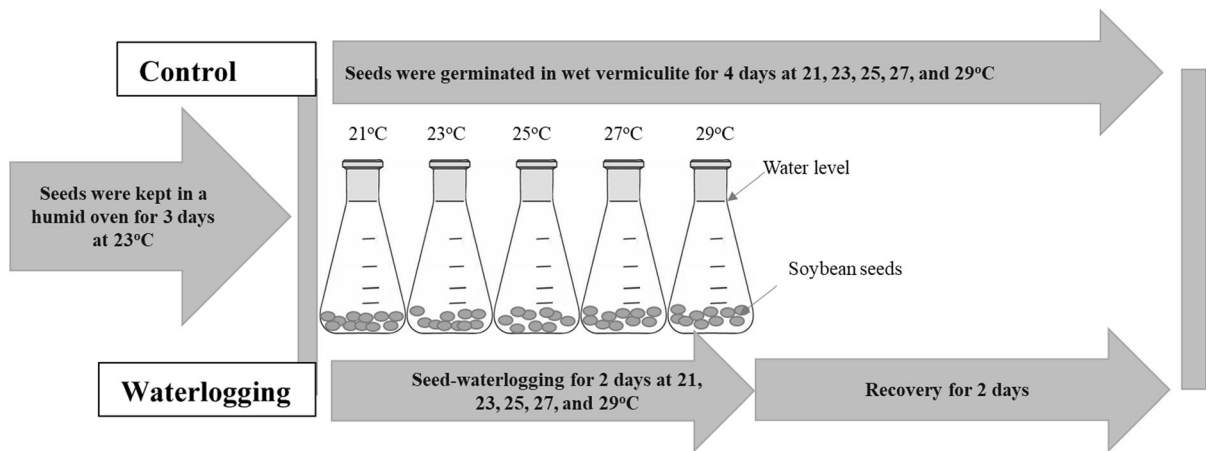


Fig. 1 Experimental schedule and seed-waterlogging treatments

Statistical analysis

All statistical analyses were performed with Unistat 6.5. The effect of the genotype on the results for each trait was assessed by two-way ANOVA.

Results

Effects of seed waterlogging stress on GR and NSR

No effects of genotype, temperature or their interactions on GR or NSR were detected under control conditions, while these effects were significant for both variables under waterlogging treatment

(Table 2). Compared to the control, the mean GR under waterlogging stress was reduced from 4% at 21 °C, to 68% at 29 °C. The mean NSR was reduced from 18% at 21 °C, to 82% at 29 °C (Table 2).

Variation in seed germination responses to waterlogging stress at different temperatures

The appearance of air bubbles at the water surface in Erlenmeyer flasks showed an increase with increasing temperatures (Figs. 2 and 3). Significant genetic variations in NR and NSR responses to temperature under seed waterlogging were found (Figs. 4 and 5). At 21 °C, the GR of the soybean genotypes varied from 73% (Okjo and M42) to 100% (10/15 varieties),

Table 2 ANOVA and relative values of germination rate and normal seedling rate under control and waterlogging conditions at different temperatures

Traits	Mean at					F-Value		
	21°C	23°C	25°C	27°C	29°C	Genotype (G)	Temperature (T)	G x T
<i>Control (a)</i>								
Germination rate (%)	98	95	95	95	97	1.54 ^{Ns}	1.14 ^{Ns}	1.01 ^{Ns}
Normal seedling rate (%)	96	94	94	95	96	1.15 ^{Ns}	1.39 ^{Ns}	1.37 ^{Ns}
<i>Seed-waterlogging (b)</i>								
Germination rate (%)	94	80	69	47	31	8.65 [*]	43.75 [*]	66.78 [*]
Normal seedling rate (%)	79	65	48	25	17	11.60 [*]	34.85 [*]	94.77 [*]
<i>Relative value (b/a)</i>								
Germination rate	0.96	0.84	0.72	0.50	0.32			
Normal seedling rate	0.82	0.68	0.50	0.26	0.18			

**Significant and (Ns): Not significant at $P < 0.05$

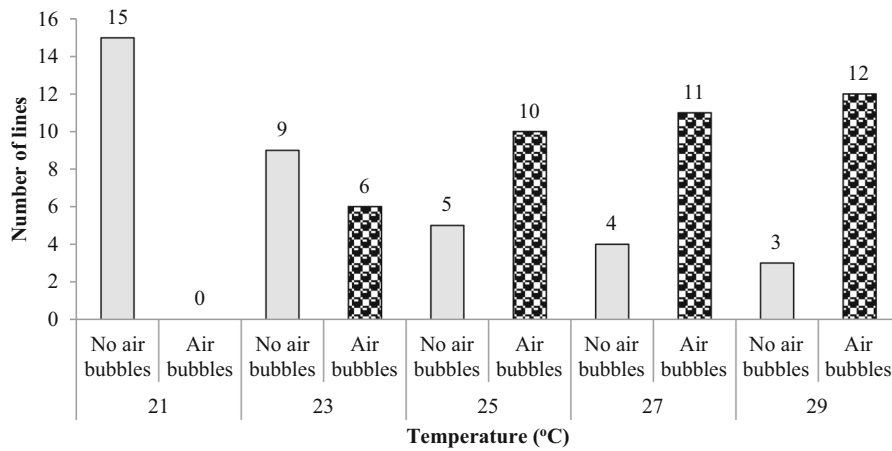


Fig. 2 Frequency distribution of air bubble formation in soybean genotypes after seed-waterlogging treatments at different temperatures




Fig. 3 Air bubble formation after 2 days-waterlogging treatment in Erlenmeyer flasks and germination performance after 2 days recovery of GJ 67 (M652) and GJ 58 (Maetsue Zarai 90B) at different temperatures

and the NSR varied from 37% (Williams 82) to 100% (U 1155-4, Iyodaizu and N 2295). At 23 °C, the GR of the soybean genotypes varied from 50% (Tachinagaha) to 100% (U 1155-4 and Iyodaizu), and the NSR varied from 0% (Williams 82) to 100% (U 1155-4). At 25 °C, the GR of the soybean genotypes varied from 33% (Tachinagaha) to 100% (U 1155-4), and the NSR varied from 0% (Williams 82 and Miyagishirome) to 90% (U 1155-4). At 27 °C, the GR of the soybean genotypes varied from 13% (Maetsue Zarai 90B and N 2295) to 90% (U 1155-4), and the NSR varied from 0% (8/15 genotypes including Williams 82,

Miyagishirome, Nattou Kotsubu, Komame, Okjo, M42, Kokubu, Maetsue Zarai 90B and N 2295) to 87% (U 1155-4). At 29 °C, the GR and NSR showed clear differences among the genotypes. Only five of the 15 genotypes, including U 1155-4, M 652, E C 112,828, Yodaizu, and Peking showed to have the NSR at 29 °C. Based on the GR, the genotypes were categorized into three groups, including a tolerant (Peking, U 1155-4, Iyodaizu and M 652), a moderately tolerant (E C 112,828, Komame, and Nattou Koshubu) and a sensitive group (others), regardless of the temperature (Figs. 4 and 5).

Fig. 4 Variation in the germination rate of soybean genotypes under waterlogging at different temperatures. Vertical bars indicate SEM

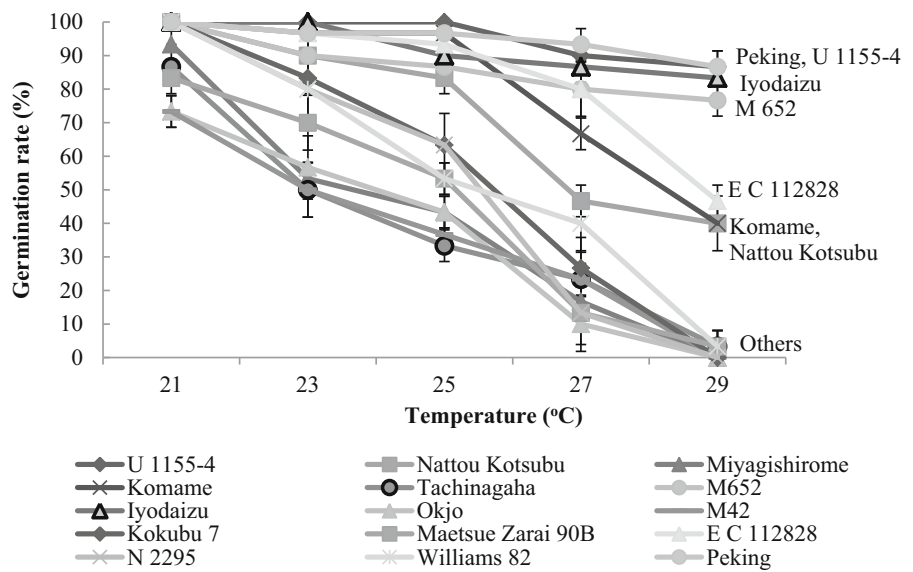
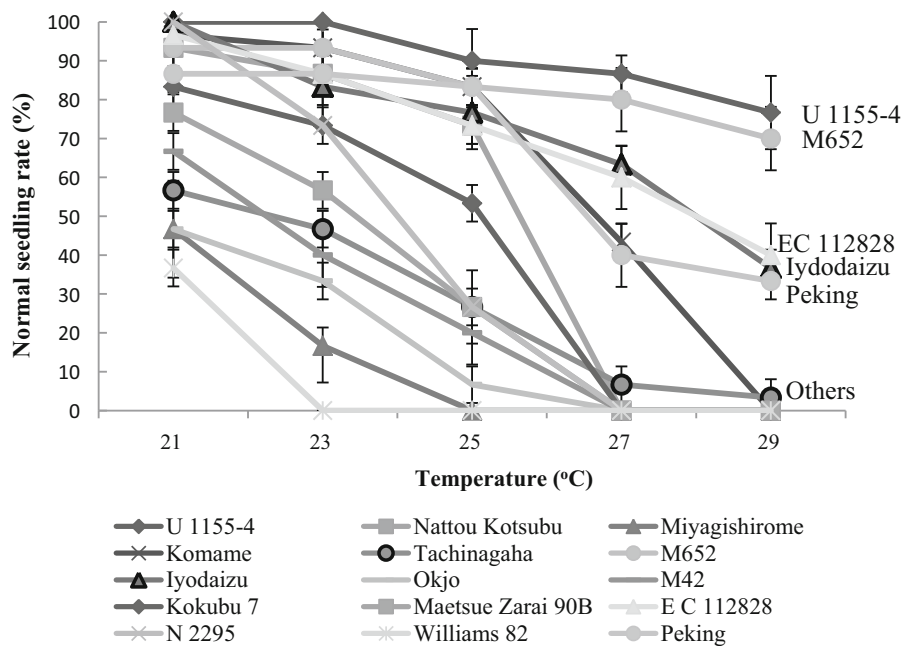


Fig. 5 Variation in the normal seedling rate of soybean genotypes under waterlogging at different temperatures. Vertical bars indicate SEM



The seed waterlogging tolerance of soybean is linked to QTLs for root development under hypoxia

Under the control treatment, NSR of Iyodaizu, Tachinagaha and NIL-9-4-5 were all higher than 90% and were not significantly different among genotypes and across all temperature conditions (Fig. 6, Supplementary Fig. S2). Under waterlogging, we found a significant reduction in GR and NSR of the 3 genotypes

associated with increasing temperatures from 21 to 29 °C (Figs. 7 and 8, and Supplementary Fig. 3). Among genotypes, Tachinagaha was found to be a waterlogging-sensitive genotype, showing rapid reductions in GR and NSR, while Iyodaizu and NIL-9-4-5 were waterlogging-tolerant compared to controls. GR and NSR of Iyodaizu and NIL-9-4-5 were also significantly greater than those of the recurrent parent Tachinagaha at all temperatures (Figs. 7 and 8, and Supplementary Fig. S3).

Fig. 6 The normal seedling rate in NIL-9-4-5 and parental genotypes under control conditions at different temperatures. Ns: Not significant at $P < 0.05$

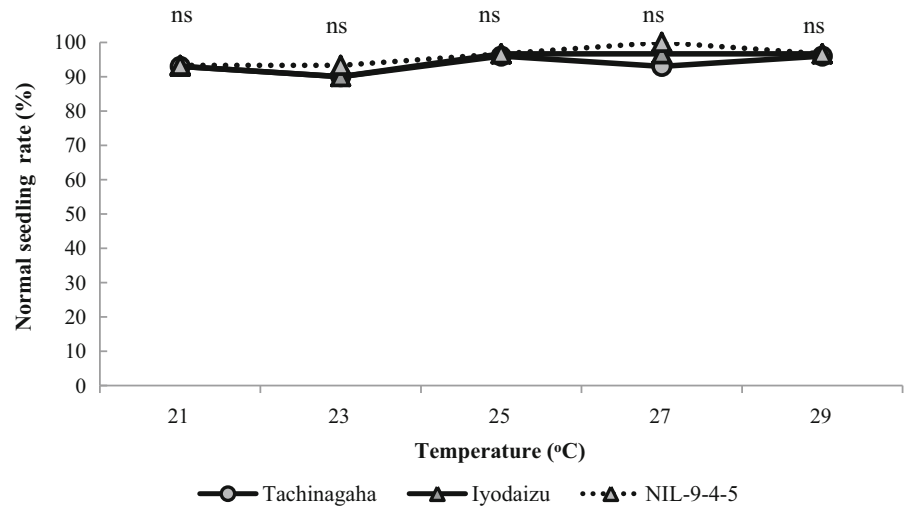
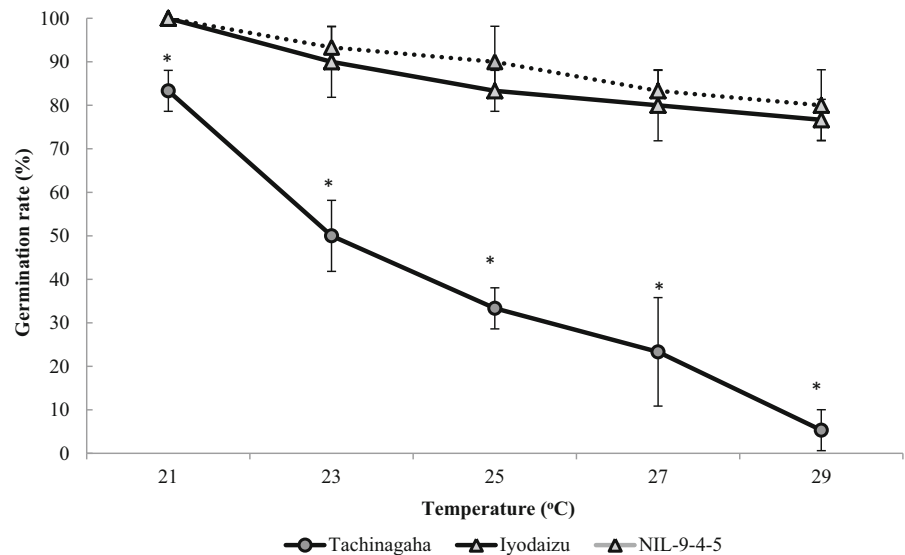


Fig. 7 The germination rate in NIL-9-4-5 and parental genotypes under waterlogging at different temperatures. Vertical bars indicate SEM. *Significant at $P < 0.05$



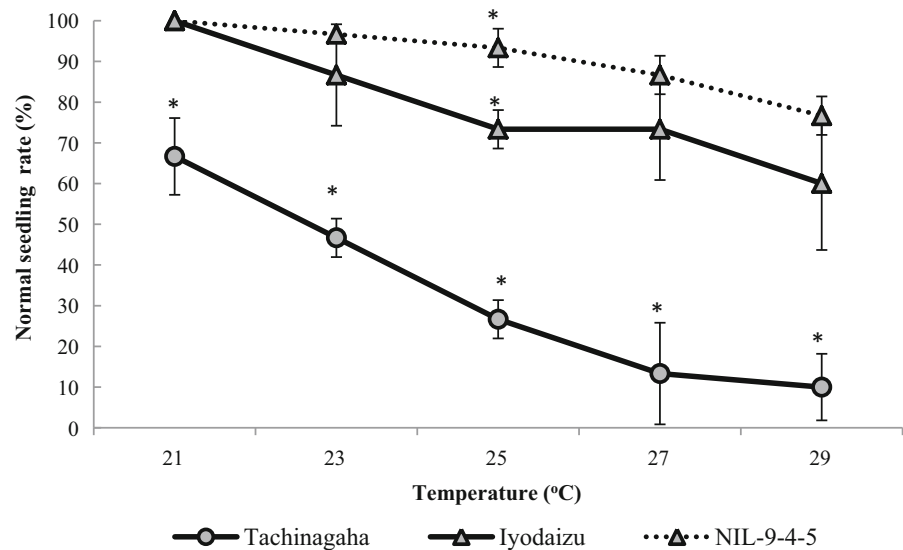
Discussion

Recently reports have described the relationship between waterlogging condition and temperature variation. Here, we confirmed a QTL region for root development under hypoxia significantly contributes to the seed waterlogging tolerance of soybean plants at the germination stage. Hypoxia has been proposed as the main problem associated with waterlogging because the available oxygen concentration is rapidly decreased due to the slow diffusion of oxygen in water (Armstrong 1980; Wiengweera et al. 1997; Hossain and Uddin 2011). Reduction of oxygen partial pressures to 2 kPa and 6 kPa, decreased GR to 0% and

50% respectively, compared to the maximum GR under ambient conditions (Al-Ani et al. 1985; Tian and Arihara 1998) conducted the experiments on the effects of O₂ supplies on GR of 8 soybean genotypes and reported that GR was decreased by 25–75% at 5% O₂ compared to 20% O₂. In this study, the GR of soybean under soaking was rapidly decreased by 4% at 21 °C to 68% at 29 °C (Table 2). These results indicated that hypoxia stress causes a decrease in the GR of soybean under waterlogging.

In this study, the interaction between the waterlogging treatment and temperature was consistent with results of other studies obtained under soaking or soil waterlogging conditions. Previous study has indicated

Fig. 8 The normal seedling rate in NIL-9-4-5 and parental genotypes under waterlogging at different temperatures. Vertical bars indicate SEM. *Significant at $P < 0.05$



that warmer soil temperatures are related to greater losses in seedling emergence under waterlogging compared with lower temperatures (Fausey and McDonald 1985). Under soaking conditions, incubating soybean seeds at 10 or 15 °C for up to 8 days prior to germination caused no loss in germination, but germination decreased as the length of the soaking period at 25 and 30 °C was increased (Hou and Thseng 1991). The data obtained in this study showed that the GR was reduced by only 6% at 21 °C but was decreased by up to 68% at 29 °C (Table 2).

Variation was found among the genotypes included in this study (Figs. 3 and 4). Williams 82 and Tachinagaha showed waterlogging-sensitive genotypes exhibiting rapid reductions in GR and NSR regardless of increasing temperatures. Peking, U 1155-4, Iyodaizu and M 652 were better adapted to waterlogging than the other genotypes. Among these genotypes, Peking has been reported as a seed waterlogging-tolerant genotype exhibiting a delay in germination under hypoxia regardless of temperature (Nakajima et al. 2015). Iyodaizu was selected as a tolerant Japanese variety at 25 °C (Nanjo et al. 2014). The genotypes showing seed waterlogging tolerance might be useful for the genetic improvement of waterlogging tolerance in modern soybean varieties.

In this study, Iyodaizu was classified in the waterlogging-tolerant group at the germination stage, and Tachinagaha was classified in the sensitive group. In line with our observations, Iyodaizu has been previously reported as a genotype that is tolerant to waterlogging at

the germination (Nanjo et al. 2014) and seedling stage (Sakazono et al. 2014; Jitsuyama 2015; Suematsu et al. 2017; Van Nguyen et al. 2017), and Tachinagaha has been reported as a moderately sensitive genotype at the germination (Sayama et al. 2009; Nanjo et al. 2014) and seedling stage (Sakazono et al. 2014; Jitsuyama 2015; Suematsu et al. 2017; Van Nguyen et al. 2017). These results provide interesting information for exploring the mechanisms involved in the development of adaptations in response to waterlogging in the germination stage. Through the analyses of inbred lines (RILs) developed from a cross between Tachinagaha and Iyodaizu, Van Nguyen et al. (2017) identified QTLs for root development, including root length development (RLD) and root surface area development (RSAD), on soybean chromosome 12 and developed an NIL-9-4-5 carrying targeted QTLs at BC₆F₂. The QTLs for RLD and RSAD (*Qrld-12*, *Qrsad-12*) on Chr.12 have been shown to be stable across years. The resultant increase in root development in NIL-9-4-5 was most likely inherited from the waterlogging-tolerant parent Iyodaizu. Interestingly, Sayama et al. (2009) also identified a QTL (*Sft1*) for seed flooding tolerance in soybean, which is located near the candidate QTL region mentioned in this study. Therefore, this study was conducted to confirm the existence of QTL effects on seed waterlogging tolerance related to root development under hypoxia using NIL-9-4-5 line. The obtained results suggested that the normal seedling rate of NIL-9-4-5 presented the same trend as that of the donor parent Iyodaizu and was significantly greater than that of the recurrent parent

Tachinagaha, indicating that the marker interval may contain a gene for seed waterlogging tolerance in soybean (Figs. 7 and 8). These results agreed with those of Van Nguyen et al. (2017) showing that QTLs for hypoxia tolerance in soybean at the germination and seedling stages are located in the marker interval on chromosome 12.

The important pathway induced under hypoxia is ethanolic fermentation (Liem et al. 2019). By which under the action of pyruvate decarboxylase and alcohol dehydrogenase, carbohydrates convert to alcohol and CO₂ gas (Zabalza et al. 2009). In this study, the formation of gas bubbles indicated that fermentation occurred under seed waterlogging treatment (Figs. 1 and 2). Under waterlogging, the appearance of air bubbles was observed in Erlenmeyer flasks containing the seeds of Iyodaizu and NIL-9-4-5 at 29 °C and those of Tachinagaha at 23 °C (Supplementary Fig. S1). The mechanisms involved in the hypoxia tolerance of soybean are related to the patterns of alanine aminotransferase (AlaAT), aldehyde dehydrogenase (ALDH) as previously described (Liem et al. 2019). More specifically, AlaAT plays an important role in regulating the glycolytic flux by preventing the excessive accumulation of pyruvate (Zabalza et al. 2009) while retaining carbon and nitrogen resources within the cell (Rocha et al. 2010). Unlike the production of lactate and ethanol, alanine accumulation does not have detrimental side effects in cells. Another analysis of expression identified aldehyde dehydrogenase, a fermentative enzyme responsible for the metabolization of aldehyde, which is harmful to cells under hypoxia stress (Nakazono et al. 2000; Fukao et al. 2003; Tsuji et al. 2003). These results suggest that by analysing the expression of genes related to fermentation linked to the seed waterlogging tolerance of soybean evaluated in this study, a more mechanistic understanding of the response to waterlogging stress will be achieved.

Acknowledgements This work was supported by grants from key project of Vietnam National University of Agriculture (T2019-01-01TĐ) and TIFO postdoctoral Fellowship.

Author contribution LVN designed the methodology. TM and TA developed experimental materials. TM, TA and TN oversaw and guided experiments, data analysis, writing and editing. LVN, HDTT, and HDC conducted the experiments and analysed the data. LVN and HDC wrote the manuscript. All authors read and approved the final manuscript.

Compliance with ethical standards

Conflict of interest The authors declare that they have no conflict of interest.

References

- Al-Ani A, Bruzau F, Raymond P, Saint-Ges V, Leblac JM, Pradet A (1985) Germination, respiration, and adenylate energy charge of seeds at various oxygen partial pressures. *Plant Physiol* 79:885–890
- Araki H, Hossain M, Takahashi A (2012) Waterlogging and hypoxia have permanent effects on wheat root growth and respiration. *J Agron Crop Sci* 198:264–275
- Armstrong W (1980) Aeration in higher plants. *Adv Bot Res* 7:225–332
- Bailey-Serres J, Voisenek LACJ (2008) Flooding stress: acclimations and genetic diversity. *Annu Rev Plant Biol* 59:313–339
- Boru G, van Ginkel M, Kronstad W, Boersma L (2001) Expression and inheritance of tolerance to waterlogging stress in wheat. *Euphytica* 117:91–98
- Carpentieri-Pipolo V, Pipolo AE, Abdel-Haleem H, Boerma HR, Sinclair TR (2012) Identification of QTLs associated with limited leaf hydraulic conductance in soybean. *Euphytica* 186:679–686
- Cornelius BP, Chen P, Chen N, deLeon N, Shannon JG, Wang D (2005) Identification of QTLs underlying waterlogging tolerance in soybean. *Mol Breed* 16:103–112
- Cowie AL, Jessop RS, MacLeod DA (2013) Effects of waterlogging on chickpeas I. Influence of timing of waterlogging. *Plant Soil* 183:97–103
- Dhungana SK, Kim HS, Kang BK, Seo JH, Kim HT, Shin SO, Park CH, Kwak DY (2019) Evaluation of flooding tolerance of soybean (*Glycine max* L. Merr.) in greenhouse under upland and paddy soil conditions. *J Crop Sci Biotechnol* 22:283–290
- Fausey N, McDonald MB (1985) Emergence of inbred and hybrid corn following flooding. *Agron J* 77:51–56
- Fukao T, Kennedy RA, Yamasue Y, Rumpho ME (2003) Genetic and biochemical analysis of anaerobically-induced enzymes during seed germination of *Echinochloa crusgalli* varieties tolerant and intolerant of anoxia. *J Exp Bot* 54:1421–1429
- Githiri SM, Wananabe S, Harada K, Takahashi R (2006) QTL analysis of flooding tolerance in soybean at an early vegetative growth stage. *Plant Breed* 125:613–618. <https://doi.org/10.1111/j.1439-0523.2006.01291.x>
- Hossain MA, Uddin SN (2011) Mechanism of waterlogging tolerance in wheat: morphological and metabolic adaptations under hypoxia or anoxia. *Aust J Crop Sci* 5:1094–1101
- Hou FF, Thseng FS (1991) Studies on the flooding tolerance of soybean seed: varietal differences. *Euphytica* 57:169–173
- Jackson M, Colmer T (2005) Response and adaptation by plants to flooding stress. *Ann Bot* 96:501–505
- Jitsuyama Y (2015) Morphological root responses of soybean to rhizosphere hypoxia reflect waterlogging tolerance. *Can J Plant Sci* 95:999–1005

- Kim YH, Hwang SJ, Waqas M, Khan A, Lee JH, Lee JD, Nguyen H, Lee IJ (2015) Comparative analysis of endogenous hormones level in two soybean (*Glycine max* L.) lines differing in waterlogging tolerance. *Front Plant Sci* 6:714
- Kokubun M (2013) Genetic and cultural improvement of soybean for waterlogged conditions in Asia. *Field Crops Res* 152:3–7
- Lee KH, Park SW, Kwon YW (2003) Enforced early development of adventitious roots increases flooding tolerance in soybean. *Jap J Crop Sci* 72:82–88
- Licausi F, Giuntoli B (2020) Synthetic biology of hypoxia. *New Phytol*. doi:<https://doi.org/10.1111/nph.16441>
- Liem TB, Giacomo N, Lara L, Cristina I, Jacopo R, Antonietta S, Anna M, Françoise C, Beatrice G, Pierdomenico P, Mirko Z, Francesco L (2019) Conservation of ethanol fermentation and its regulation in land plants. *J Exp Bot* 70:1815–1827
- Maekawa T, Shimamura S, Shimada S (2011) Effects of short-term waterlogging on soybean nodule nitrogen fixation at different soil reductions and temperatures. *Plant Prod Sci* 14:349–358
- Malik AI, Colmer DTD, Lambers H, Schortemeyer M (2001) Changes in physiological and morphological traits of roots and shoots of wheat in response to different depth of waterlogging. *Aust J Plant Physiol* 28:1121–1131
- Nakajima T, Seino A, Nakamura T, Goto Y, Kokubun Y (2015) Does pre-germination flooding-tolerant soybean cultivar germinate better under hypoxia conditions? *Plant Prod Sci* 18:146–153
- Nakazono M, Tsuji H, Li Y, Saisho D, Arimura S, Tsutsumi N, Hirai A (2000) Expression of a gene encoding mitochondrial aldehyde dehydrogenase in rice increases under submerged conditions. *Plant Physiol* 24:587–598
- Nanjo Y, Jang HY, Kim HS, Hiraga S, Woo SW, Komatsu S (2014) Analyses of flooding tolerance of soybean varieties at emergence and varietal differences in their proteomes. *Phytochemistry* 106:25–36
- Nguyen VT, Vuong TD, VanToai T, Lee JD, Wu X, Rouf Mian MA, Dorrance AE, Shannon JG, Nguyen HT (2012) Mapping of quantitative trait loci associated with resistance to *Phytophthora sojae* and flooding tolerance in soybean. *Crop Sci* 52:2481–2493
- Reyna N, Cornelious B, Shannon JG, Sneller CH (2003) Evaluation of a QTL for waterlogging tolerance in southern soybean germplasm. *Crop Sci* 43:2077–2082
- Rocha M, Licausi L, Araújo WL, Nunes-Nesi A, Sodek L, Fernie AR, van Dongen JT (2010) Glycolysis and the TCA-cycle are linked by alanine amino transferase during hypoxia induced by waterlogging of *Lotus japonicus*. *Plant Physiol* 152:1501–1513
- Sakazono S, Nagata T, Matsuo R, Kajihara S, Watanabe M, Ishimoto M, Shimamura S, Harada K, Takahashi R, Mochizuki T (2014) Variation in root development response to flooding among 92 soybean lines during early growth stages. *Plant Prod Sci* 17:228–236
- Sayama T, Nakazaki T, Ishikawa G, Yagasaki K, Yamada N, Hirota N, Hirat K, Yoshikawa T, Saito H, Teraishi M, Okumoto Y, Tsukiyama T, Tanisaka T (2009) QTL analysis of seed-flooding tolerance in soybean (*Glycine max* [L.] Merr.). *Plant Sci* 176:514–521
- Suematsu K, Abiko T, Nguyen LV, Mochizuki T (2017) Phenotypic variation in root development of 162 soybean accessions under hypoxia condition at the seedling stage. *Plant Prod Sci* 20:323–335
- Sung FJM (1993) Waterlogging effect on nodule nitrogenase and leaf nitrate reductase activities in soybean. *Field Crops Res* 35:183–189
- Tamang BG, Magliozzi JO, Maroof MAS, Fukao T (2014) Physiological and transcriptomic characterization of submergence and reoxygenation responses in soybean seedlings. *Plant Cell Environ* 37:2350–2365
- Tian L, Li J, Bi W, Zuo S, Li L, Li W, Sun L (2019) Effects of waterlogging stress at different growth stages on the photosynthetic characteristics and grain yield of spring maize (*Zea mays* L.) under field conditions. *Agric Water Manag* 218:250–258
- Tian X, Arihara J (1998) Influence of low oxygen concentration stress on germination and growth of crops. *Nissaku Kanto Shihou* 13:48–49 (in Japanese)
- Tsuji H, Tsutsumi N, Sasaki T, Hirai A, Nakazono M (2003) Organ-specific expressions and chromosomal locations of two mitochondrial aldehyde dehydrogenase genes from rice (*Oryza sativa* L.), ALDH2a and ALDH2b. *Genetics* 305:195–204
- Van Nguyen LV, Takahashi R, Githiri SM, Rodriguez TO, Tsutsumi N, Kajihara S, Sayama T, Ishimoto M, Harada K, Suematsu K, Abiko T, Mochizuki (2017) Mapping quantitative trait loci for root development under hypoxia conditions in soybean (*Glycine max* L. Merr.). *Theor Appl Genet* 130:743–755
- Van Toai TT, Martin SKSt, Chase K, Boru G, Schnipke V, Schmitthenr AF, Lark KG (2001) Identification of a QTL associated with tolerance of soybean to soil waterlogging. *Crop Sci* 41:1247–1252
- Wang XS, Deng Z, Zhang WZ, Meng ZJ, Chang X, Lv MC (2017) Effect of waterlogging duration at different growth stages on the growth, yield and quality of cotton. *PLoS ONE* 12:e0169029
- Wiengweera A, Greenway H, Thomson CJ (1997) The use of agar nutrient solution to simulate lack of convection in waterlogging soils. *Ann Bot* 80:115–123
- Wuebker EF, Mullen RE, Koehler K (2001) Flooding and temperature effects on soybean germination. *Crop Sci* 4:1857–1861
- Yeboah MA, Xuehao C, Guohua L, Minghong G, Chenwu X (2008) Inheritance of waterlogging tolerance in cucumber (*Cucumis sativus* L.). *Euphytica* 162:145–154
- Yu Z, Chang F, Lv W, Sharmin RA, Wang Z, Kong J, Bhat JA, Zhao T (2019) Identification of QTN and candidate gene for seed-flooding tolerance in soybean [*Glycine max* (L.) Merr.] using genome-wide association study (GWAS). *Genes* 10:957
- Zabalza A, van Dongen JT, Froehlich A, Oliver SN, Faix B, Gupta KJ, Schmazlin E, Igal M, Orcaray L, Royuela M, Geigenberger P (2009) Regulation of respiration and fermentation to control the plant internal oxygen concentration. *Plant Physiol* 149:1087–1098

Publisher's Note Springer Nature remains neutral with regard to jurisdictional claims in published maps and institutional affiliations.