

On the coplanar eccentric non-restricted co-orbital dynamics

A. Leleu^{1,2}  · P. Robutel² · A. C. M. Correia^{2,3}

Received: 17 July 2017 / Revised: 8 December 2017 / Accepted: 12 December 2017 /
Published online: 23 February 2018
© Springer Science+Business Media B.V., part of Springer Nature 2018

Abstract We study the phase space of eccentric coplanar co-orbitals in the non-restricted case. Departing from the quasi-circular case, we describe the evolution of the phase space as the eccentricities increase. We find that over a given value of the eccentricity, around 0.5 for equal mass co-orbitals, important topological changes occur in the phase space. These changes lead to the emergence of new co-orbital configurations and open a continuous path between the previously distinct trojan domains near the L_4 and L_5 eccentric Lagrangian equilibria. These topological changes are shown to be linked with the reconnection of families of quasi-periodic orbits of non-maximal dimension.

Keywords Trojans · Co-orbitals · Lagrange · Planetary problem · Three-body problem · High eccentricity · Mean-motion resonance

1 Introduction

Co-orbitals are two bodies m_1 and m_2 orbiting around a more massive body m_0 with the same mean mean-motion. This configuration is also called a 1:1 mean motion resonance. In the coplanar circular case, the dynamics of this resonance is well known. Out of the 5 equilibrium

✉ A. Leleu
adrien.leleu@space.unibe.ch

P. Robutel
philippe.robutel@obspm.fr

A. C. M. Correia
correia@ua.pt

¹ Physics Institute, Space Research and Planetary Sciences, Center for Space and Habitability - NCCR PlanetS, University of Bern, Bern, Switzerland

² IMCCE, Observatoire de Paris, UPMC, CNRS UMR8028, 77 Av. Denfert-Rochereau, 75014 Paris, France

³ Departamento de Física, I3N, Universidade de Aveiro, Campus de Santiago, 2810-193 Aveiro, Portugal

points found by Euler and Lagrange, the first 3 were shown to be unstable by Liouville (1842), while L_4 and L_5 are linearly stable when $\mu = \frac{m_1+m_2}{m_0+m_1+m_2} \lesssim 1/27$ (Gascheau 1843). When the masses satisfy this relation, the bodies can librate around the L_4 and L_5 equilibrium on stable orbits called Trojan, or tadpole. This libration transcribes by an oscillation of the resonant angle $\zeta = \lambda_1 - \lambda_2$, where λ_j is the mean longitude of the mass m_j . As the quantity μ decreases, stable orbits with larger amplitude of libration become available. However, the amplitude of libration of ζ cannot increase indefinitely in the trojan domain: at some point a separatrix emanating from the unstable equilibrium L_3 is crossed, beyond which the bodies are in a configuration called horseshoe (Garfinkel 1977; Érdi 1977). In this configuration, ζ librates around 180° with a larger amplitude, the orbits encompassing the L_3 , L_4 and L_5 equilibrium points. Horseshoe orbits are stable for $\mu \lesssim 2 \times 10^{-4}$ (Roberts 2002).

1-D models were developed for the averaged coplanar quasi-circular case (Érdi 1977; Robutel and Pousse 2013), describing the co-orbital dynamics as long as m_1 and m_2 are not too close to each other (outside of the Hill's sphere). However, if we consider the inclined and/or eccentric cases, the phase space is significantly more complex. New co-orbital configurations appear, such as quasi-satellites (Namouni 1999; Mikkola et al. 2006; Sidorenko et al. 2014; Pousse et al. 2017) in the eccentric case and retrograde co-orbitals (Morais and Namouni 2013) in the inclined one. For non-null eccentricities and/or inclination, secular dynamics kicks in, increasing the number of dimension to consider in order to correctly describe the dynamics.

Giuppone et al. (2010) studied the coplanar eccentric dynamics in the planetary case for m_1 and m_2 of the order of $10^{-3}m_0$. They noticed that as the eccentricity of the co-orbitals increases, the stable domain of quasi-satellites configuration increases, and the trojan domains shrink. They also found that, in addition to the eccentric Lagrangian equilibrium L_4 and L_5 , the trojan domains have another periodic solution of the averaged problem: the anti-Lagrange equilibria. The position of these equilibria evolves in the phase space as the eccentricity increases.

In this work, we aim to push further the understanding of the coplanar eccentric co-orbital dynamics. Besides the intrinsic interest of studying the 1:1 mean motion resonance, an understanding of its different configurations is essential to the development of methods of detection adapted to the co-orbital resonance, as well as the estimation of false positives that can be induced to the detection of other orbital configurations (see for example Ford and Gaudi 2006; Giuppone et al. 2012; Leleu et al. 2015, 2017, and references therein). Although coplanarity seems a strong assumption for any real-life application, the study of this peculiar case is interesting because it is still representative of systems with a small mutual inclination.¹

We know that, at least in the quasi-circular case, some co-orbital configurations are stable only if μ is smaller than a given value. Less massive co-orbitals may then have a phase space more complex than the one described in Giuppone et al. (2010). On the other hand, thorough numerical study of trajectories is increasingly difficult as μ decreases since the time scales involved in the dynamics are longer. As a compromise, we will consider co-orbitals in the range of rocky planets with respect to the star ($10^{-5}m_0$ – $10^{-6}m_0$), and see how the co-orbital phase space behaves at high eccentricities.

After a brief review of the quasi-circular coplanar case in Sect. 2, we will describe the evolution of the phase space in the case $m_1 = m_2$ (which simpler due to an additional symmetry), going from the quasi-circular case up to eccentricities of 0.7. Although the phase

¹ The planar dynamics is decoupled from the dynamics of the inclinations at first order in the inclination, see Robutel and Pousse (2013).

space evolves in a very predictable way for eccentricities lower than ≈ 0.5 , we show that the topology dramatically changes for higher values. In a final section, we check that the changes that were observed in the case $m_1 = m_2$ occur for different planetary masses as well.

2 Quasi-circular coplanar dynamics

The dynamics of the quasi-circular coplanar co-orbitals is well known (Garfinkel 1977; Érdi 1977; Robutel and Pousse 2013). In this section, we give an overview of its main features in the planetary case ($m_1 \leq m_2 \ll m_0$).

2.1 Hamiltonian of the averaged planetary problem

We start with the 3-body problem Hamiltonian \mathcal{H} in canonical Cartesian heliocentric coordinates (Laskar and Robutel 1995; Robutel et al. 2016):

$$\mathcal{H} = \mathcal{H}_K(\mathbf{r}_j) + \varepsilon \mathcal{H}_P(\mathbf{r}_j, \tilde{\mathbf{r}}_j), \tag{1}$$

where

$$\mathcal{H}_K = \sum_{j=1}^2 \left(\frac{\|\tilde{\mathbf{r}}_j\|^2}{2\beta_j} - \frac{\mu_j \beta_j}{\|\mathbf{r}_j\|} \right) \tag{2}$$

is the Keplerian part of the Hamiltonian, $\varepsilon = \max(\frac{m_1}{m_0}, \frac{m_2}{m_0})$ is a small parameter such that $m_j = \varepsilon m'_j$. \mathbf{r}_j is the position of m_j with respect to m_0 , and $\tilde{\mathbf{r}}_j$ is the barycentric linear momentum. β_j is the reduced mass ratio $\beta_j = \frac{m_0 m'_j}{m_0 + \varepsilon m'_j}$, and $\mu_j = \mathcal{G}(m_0 + \varepsilon m'_j)$ where \mathcal{G} is the gravitational constant. The perturbed part of the Hamiltonian reads:

$$\mathcal{H}_P = \frac{\tilde{\mathbf{r}}_1 \cdot \tilde{\mathbf{r}}_2}{m_0} - \mathcal{G} \frac{m'_1 m'_2}{\|\mathbf{r}_1 - \mathbf{r}_2\|}. \tag{3}$$

In order to get closer to the orbital elements, we rewrite the Hamiltonian in the Poincaré set of variables:

$$\begin{aligned} \Lambda_j &= \beta_j \sqrt{\mu_j a_j}, & \lambda_j &= \lambda_j, \\ x_j &= \sqrt{\Lambda_j} \sqrt{1 - \sqrt{1 - e_j^2}} e^{i\varpi_j}, & \tilde{x}_j &= -i\tilde{x}_j, \end{aligned} \tag{4}$$

that is:

$$\mathcal{H} = \mathcal{H}_K(\Lambda_1, \Lambda_2) + \varepsilon \mathcal{H}_P(\lambda_1, \lambda_2, \Lambda_1, \Lambda_2, x_1, x_2, \tilde{x}_1, \tilde{x}_2). \tag{5}$$

We study here the 1 : 1 mean motion resonance. We are hence in the neighbourhood of the exact Keplerian resonance defined by:

$$\frac{\partial \mathcal{H}_K}{\partial \Lambda_1}(\Lambda_1, \Lambda_2) = \frac{\partial \mathcal{H}_K}{\partial \Lambda_2}(\Lambda_1, \Lambda_2), \tag{6}$$

where:

$$\mathcal{H}_K = - \sum_{j=1}^2 \left(\frac{\mu_j^2 \beta_j^3}{2\Lambda_j^2} \right). \tag{7}$$

We denote by Λ_1^0 and Λ_2^0 the solution of Eqs. (6) and (7).

Since the mean motions n_j of the two bodies are close at any given time, the quantity $\zeta = \lambda_1 - \lambda_2$ evolves slowly with respect to the longitudes. We denote by $\nu \propto \sqrt{\varepsilon} n_1$

the fundamental frequency associated with the resonant angle ζ . We process the following canonical change of variables:

$$\begin{pmatrix} \zeta \\ \zeta_2 \end{pmatrix} = \begin{pmatrix} 1 & -1 \\ 0 & 1 \end{pmatrix} \begin{pmatrix} \lambda_1 \\ \lambda_2 \end{pmatrix}, \quad \begin{pmatrix} Z \\ Z_2 \end{pmatrix} = \begin{pmatrix} 1 & 0 \\ 1 & 1 \end{pmatrix} \begin{pmatrix} \Lambda_1 - \Lambda_1^0 \\ \Lambda_2 - \Lambda_2^0 \end{pmatrix}, \tag{8}$$

to obtain the following Hamiltonian:

$$H = H_K(Z, Z_2) + \varepsilon H_P(\zeta, \zeta_2, Z, Z_2, x_1, x_2, \tilde{x}_1, \tilde{x}_2) + \mathcal{O}(\varepsilon^2), \tag{9}$$

with

$$H_K(Z, Z_2) = -\frac{\beta_1^3 \mu_1^2}{2(\Lambda_1^0 + Z)^2} - \frac{\beta_2^3 \mu_2^2}{2(\Lambda_2^0 - Z + Z_2)^2}. \tag{10}$$

In the Hamiltonian (9), a third time scale appears. This time scale, called secular, is slow with respect to the orbital period and the resonant motion. It is associated with the orbital precession and then to the variables x_j and \tilde{x}_j as $\dot{x}_j = \varepsilon \partial H_P / \partial \tilde{x}_j = \mathcal{O}(\varepsilon)$. The separation between the fast time scale (associated with the mean motions) and the other time scales allows for the averaging over the fast angle ζ_2 . We process this averaging by applying the time-one map of the Hamiltonian flow generated by the auxiliary function \mathcal{W} :

$$\mathcal{W}(\zeta, Z, Z_2, x_j, \tilde{x}_j) = \varepsilon \frac{1}{2\pi} \int_0^{\zeta_2} [\overline{H}_P - H_P] d\zeta_2, \tag{11}$$

where

$$\overline{H}_P(\zeta, Z, Z_2, x_j, \tilde{x}_j) = \frac{1}{2\pi} \int_0^{2\pi} H_P d\zeta_2, \tag{12}$$

We hence obtain the averaged Hamiltonian:

$$\overline{H} = \mathcal{L}_{\mathcal{W}} H, \tag{13}$$

where $\mathcal{L}_{\mathcal{W}}$ is the Lie transform:

$$\mathcal{L}_{\mathcal{W}} = Id + \{\mathcal{W}, \cdot\} + \{\mathcal{W}, \{\mathcal{W}, \cdot\}\} + \dots \tag{14}$$

with $\{\cdot, \cdot\}$ the Lie bracket. We denote by $\chi_{\mathcal{M}}$ the canonical change of variable close to the identity:

$$\chi_{\mathcal{M}} = \mathcal{L}_{-\mathcal{W}}. \tag{15}$$

The previous variables can be written as a function of the new ones:

$$(\zeta, \zeta_2, Z, Z_2, x_j, \tilde{x}_j) = \chi_{\mathcal{M}}(\zeta', \zeta_2', Z', Z_2', x_j', \tilde{x}_j'). \tag{16}$$

\mathcal{W} is of size ε , the variables of the averaged problem are hence ε -close from the variables of the full 3-body problem. From now on we write the new variables: $(\zeta, \zeta_2, Z, Z_2, x_j, \tilde{x}_j)$. We obtain:

$$\overline{H} = H_K(Z, Z_2) + \varepsilon \overline{H}_P(\zeta, Z, Z_2, x_j, \tilde{x}_j) + \mathcal{O}(\varepsilon^2). \tag{17}$$

We note that Z_2 is a constant of the averaged problem. Without loss of generality, we can take $Z_2 = 0$. In this case, Eqs. (6) and (8) give:

$$\frac{\mu_1^2 \beta_1^3}{(\Lambda_1^0)^3} = \frac{\mu_2^2 \beta_2^3}{(\Lambda_2^0)^3} = \left(\frac{\Lambda_1 + \Lambda_2}{\mu_1^{2/3} \beta_1 + \mu_2^{2/3} \beta_2} \right)^3. \tag{18}$$

From this, we define the mean mean-motion η common to both co-orbitals:

$$\eta = \frac{\mu_1^2 \beta_1^3}{(\Lambda_1^0)^3} = \frac{\mu_2^2 \beta_2^3}{(\Lambda_2^0)^3}, \tag{19}$$

and the averaged Hamiltonian becomes:

$$\overline{H} = H_K(Z) + \varepsilon \overline{H}_P(\zeta, Z, x_j, \tilde{x}_j) + \mathcal{O}(\varepsilon^2). \tag{20}$$

2.2 Invariance of the circular manifold

We can expand \overline{H}_P in (20) in Taylor series in the neighbourhood of $(x_1, x_2) = (0, 0)$ (see Robutel and Pousse 2013):

$$\overline{H}_P(\zeta, Z, x_j, \tilde{x}_j) = \sum_{(p, \tilde{p}) \in \mathbb{N}^4} C_{p, \tilde{p}, q, \tilde{q}}(\zeta, Z) x_1^{p_1} x_2^{p_2} \tilde{x}_1^{\tilde{p}_1} \tilde{x}_2^{\tilde{p}_2}, \tag{21}$$

where $C_{p, \tilde{p}}$ are nonzero if and only if the coefficients $(p, \tilde{p}) \in \mathbb{N}^4$ follow the D'Alembert rule:

$$p_1 + p_2 = \tilde{p}_1 + \tilde{p}_2. \tag{22}$$

The previous relation is equivalent to the fact that the total angular momentum is an integral of the problem, that is:

$$\Lambda_1 + \Lambda_2 - ix_1 \tilde{x}_1 - ix_2 \tilde{x}_2 = cst. \tag{23}$$

Therefore, the expansion (21) contains only monomials of even total degree in (x_j, \tilde{x}_j) . As a consequence, the set \mathcal{C}_0 , defined as:

$$\mathcal{C}_0 = \{(\zeta, Z, x_j, \tilde{x}_j) / x_j = \tilde{x}_j = 0\}, \tag{24}$$

that we call ‘‘circular invariant manifold’’, is invariant by the flow of the averaged Hamiltonian (20).

2.3 The circular dynamics

Restricting the Hamiltonian (20) to the circular coplanar manifold \mathcal{C}_0 , Robutel et al. (2016) obtained an integrable approximation of \overline{H} at the order (Z^2, ε) . The equation canonically associated with that Hamiltonian can be rewritten as a second-order differential equation, generalising the model obtained by Érdi (1977):

$$\ddot{\zeta} = -3\varepsilon\eta^2 \frac{m'_1 + m'_2}{m_0} (1 - (2 - 2 \cos \zeta)^{-3/2}) \sin \zeta. \tag{25}$$

2.3.1 The circular motion

The phase portrait of the 1-D model (Eq. 25) is given in Fig. 1 in the $(\zeta, \dot{\zeta} / \sqrt{\mu})$ plane, where

$$\mu = \frac{m_1 + m_2}{m_0 + m_1 + m_2} \tag{26}$$

is of size ε . The phase portrait was plotted for a given value of the masses, but the topology of the phase space does not depend on their value.

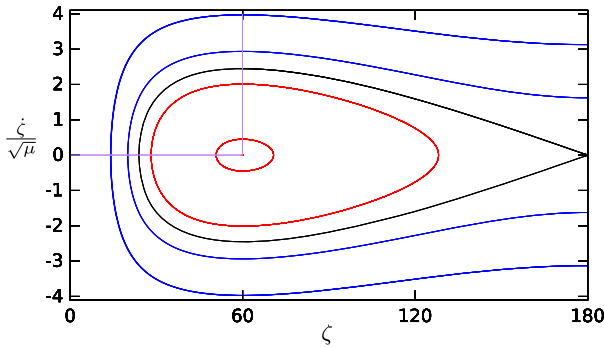


Fig. 1 Phase portrait of Eq. (25). The separatrix (black curve) splits the phase space in two different domains: inside the separatrix the region associated with the tadpole orbits (in red) and the horseshoe domain (blue orbits) outside. The phase portrait is symmetric with respect to $\zeta = 180^\circ$. The horizontal purple segment indicates the range of variation of ζ_0 , while the vertical one shows the section used as initial condition to draw Fig. 2. See the text for more details

Tadpole orbits (in red) librate around L_4 or L_5 , while horseshoe orbits librate with large amplitude, encompassing the L_4 , L_3 and L_5 equilibria. This libration of the resonant angle ζ is associated with the fundamental frequency ν , which is small with respect to the mean mean-motion: $\nu \propto \eta\sqrt{\epsilon}$. In the vicinity of the L_4 and L_5 equilibrium, we have (Charlier 1906):

$$\nu_0 = \eta\sqrt{\frac{27}{4}\mu}. \tag{27}$$

Note that any trajectory in this phase space can be identified by its initial conditions (t_0, ζ_0) such that $\zeta(t_0) = \zeta_0$ and $\dot{\zeta}(t_0) = 0$, where ζ_0 is the minimal value of ζ on its trajectory, and t_0 is the first positive instant when ζ_0 is reached. ζ_0 sets the shape of the orbit, and t_0 gives the position of the bodies at a given time. Finally, the parameter $\eta\sqrt{\mu}$ gives the time scale of the resonant motion and the scale in the Z direction (Z being proportional to $\dot{\zeta}$, see Robutel and Pousse 2013).

2.4 Stability of quasi-circular co-orbitals

To study the stability of quasi-circular coplanar co-orbitals, we integrate the 3-body problem for a grid of initial conditions. As we saw in Sect. 2.3.1, taking initial conditions in the ζ_0 direction while taking $t_0 = 0$ allows to study all the possible co-orbital configurations in the coplanar circular case. We hence take $\zeta_0 \in [0, 60^\circ]$ and $\mu = \frac{m_1+m_2}{m_0+m_1+m_2} \in [10^{-6}, 10^{-1}]$ for our grid of initial conditions for the graphs (a), (c) and (d) in Fig. 2. In the graph (b), we check the width of the stability domain in the direction Z . We set $m_0 = 1 M_\odot$, $a_1 = a_2 = 1$ au, $e_1 = e_2 = 0.05$, $\varpi_2 = \lambda_2$, and $\lambda_1 = \varpi_1 = 0^\circ$. The mass of each planet is given by the y coordinate (the value of μ) and the relation between m_1 and m_2 : for graphs (a) and (b) $m_2 = m_1$, for (c) $m_2 = 10m_1$, and for (d) $m_2 = 100m_1$.

For each set of initial conditions, the system is integrated over 5×10^6 orbital periods using the symplectic integrator SABA4 (Laskar and Robutel 2001) with a time step of 0.01001 orbital periods. Trajectories with a relative variation of the total energy above 10^{-6} are considered unstable. Note that the integrator is not especially well suited to handle close encounters. As a result, some stable trajectories might be labelled as unstable, and in that

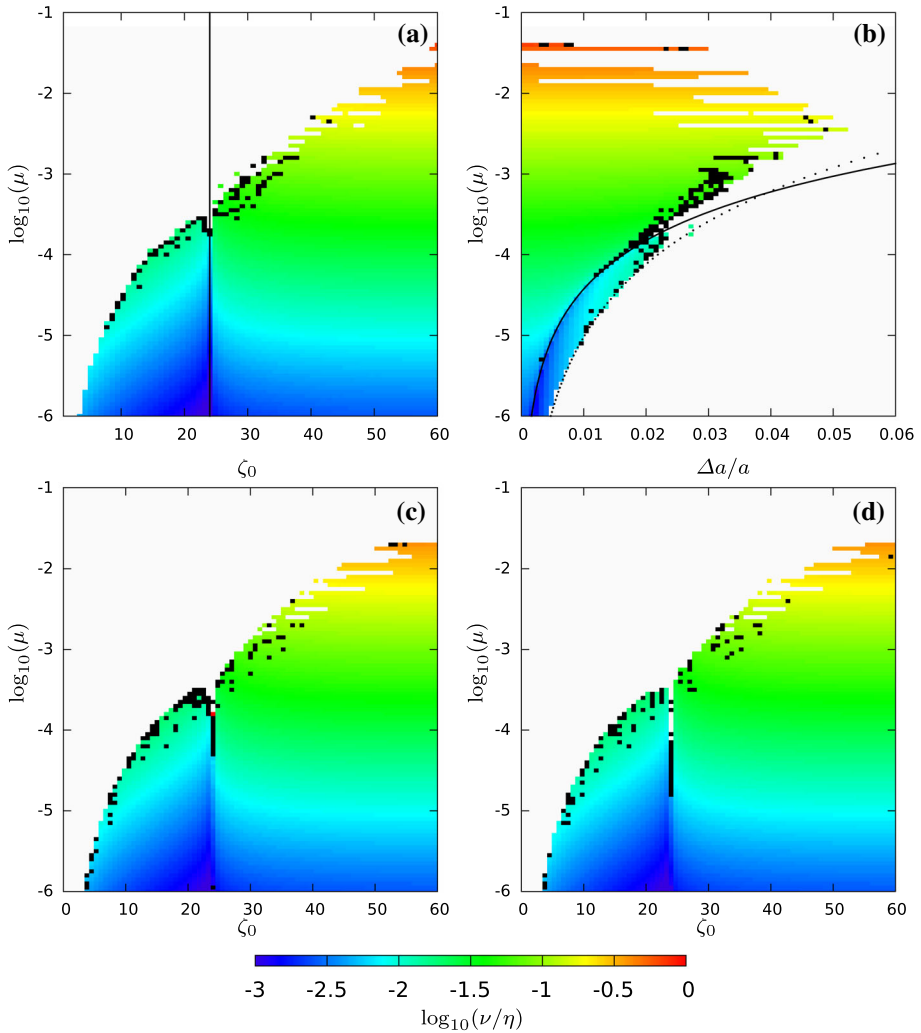


Fig. 2 Stability of coplanar quasi-circular co-orbitals as a function of $\log_{10}(\mu)$ and ζ_0 for the graphs (a), (c) and (d), and $\Delta a/a$ for the graph (b). For a and b $m_2 = m_1$, for c $m_2 = 10m_1$ and for d $m_2 = 100m_1$. The black line in a and b shows the position of the separatrix between the tadpole and horseshoe domains. The colour code gives the value of the libration frequency. See the text for more details

sense, the results presented here are conservative. Unstable trajectories, along with those ejected from the resonance before the end of the integration, are identified with white pixels. These short-term instabilities are generally due to the overlap of secondary resonances (Robutel and Gabern 2006; Páez and Efthymiopoulos 2015). The black pixels identify the initial condition for which the diffusion of the libration frequency ν between the first and second halves of the integration is higher than 10^{-6} (the stability check, along with the other numerical studies in this work, was performed using TRIP, Gastineau and Laskar 2011). Most of the black pixels are close to the stability boundary or the separatrix. The remaining trajectories are expected to be stable for a duration longer than 10^7 orbital periods (Laskar

1990; Robutel and Gabern 2006). For these trajectories, the colour code gives the value of $\log_{10}(v/\eta)$.

For μ close to the Gascheau’s criterion value ($\mu \approx 0.037$), orbits are stable only in the vicinity of the Lagrangian equilibrium, confined by the chaos induced by the resonances $v = \eta/2$, $v = \eta/3$, and $v = \eta/4$. As μ decreases, orbits with larger amplitude of libration become stable, until stable horseshoe configurations appear for $\mu \approx 3 \times 10^{-4}$ or lower (Roberts 2002). For these small μ values, the instability induced by the resonances is significant only near the stability border (see Páez and Efthymiopoulos 2015; Robutel and Gabern 2006; Érdi et al. 2007, in the restricted case). The stability domain of the horseshoe configuration in the ζ_0 direction is bound by the Hill sphere around the collision, of width $\mu^{1/3}$ (see Robutel and Pousse 2013).

The graph (b) represents another section of the same phase space as graph (a): the initial conditions are taken along the purple vertical line in Fig. 1. The black curves delimit the trojan and horseshoe domains (Robutel and Pousse 2013). Combining the information of the graphs (a) and (b), we find that the co-orbital domain is at its largest for $10^{-3} < \mu < 10^{-2}$, and that the horseshoe domain ($\propto \mu^{1/3}$) becomes larger than the tadpole one ($\propto \mu^{1/2}$) as μ tends to 0 (Dermott and Murray 1981).

The graphs (a), (c) and (d) show that the mass repartition between co-orbitals does not impact much the stability, excepted in the vicinity of the separatrix.

2.5 Periodic orbits’ families in the neighbourhood of the circular Lagrangian and Eulerian equilibria

The average problem, as defined in Sect. 2.1, possesses three fixed points²: two correspond to the Lagrange (circular) equilateral configurations, L_4 and L_5 for $\zeta = \pm\pi/3$, $Z = x_1 = x_2 = 0$, and the third one to the Euler configuration L_3 where the two planets are in the both sides of the more massive body for $\zeta = \pi$, $Z = x_1 = x_2 = 0$. From these two equilibria (for symmetry reasons, L_4 and L_5 are dynamically equivalent) emanate several remarkable families of periodic orbits. These families being extensively described in Robutel and Pousse (2013), only their main features will be discussed in this section.

The circular Lagrangian configuration (L_4) corresponding to an elliptic (stable) equilibrium,³ gives rise to three periodic orbit families, according to the Lyapunov central theorem (see Meyer and Hall 1992). The first one is included entirely in the circular invariant manifold \mathcal{C}_0 . These orbits are those presented in Sect. 2.3.1 in the neighbourhood of L_4 . Their frequency tends to $\eta\sqrt{27\mu}/2$ as they approach the fixed point.

The second Lyapunov family, denoted by \mathcal{F}_4^1 , corresponds to a one-parameter family which is tangent, at its origin, to the orbits satisfying the relations

$$a_1 = a_2, \quad m_1 e_1 = m_2 e_2, \quad \zeta = \pi/3 \quad \text{and} \quad \varpi_1 - \varpi_2 = \zeta + \pi. \tag{28}$$

This particular configuration is conserved over time while precessing at the secular frequency g close to $27\eta\mu/8$. \mathcal{F}_4^1 is nothing but the beginning of the anti-Lagrange family described by Giuppone et al. (2010) in the case of the reduced problem (see Sect. 3.1). Let us mention that although the relations (28) provide a good approximation of the \mathcal{F}_4^1 ’s orbits for small eccentricities, they are no longer valid for high eccentricities (see Giuppone et al. 2010; Hadjidemetriou and Voyatzis 2011).

² It is proven in Robutel et al. (2016) that the averaging process is not convergent in a neighbourhood of the collision between the two planets including the Hill sphere associated with this collision. The two Eulerian configurations that correspond to L_1 and L_2 are consequently excluded from the present study.

³ As long as the Gascheau criterion is fulfilled.

The last family, which is not strictly speaking a Lyapunov family, since it is only made of fixed points, is the one containing the eccentric Lagrange configurations that will be denoted by \mathcal{F}_4^2 . Indeed, these orbits, that fulfil the relations

$$a_1 = a_2, \quad e_2 = e_1 \quad \text{and} \quad \zeta = \varpi_1 - \varpi_2 = \pi/3 \tag{29}$$

for all eccentricities, do not precess. In other words, the frequency associated with this last family is equal to zero, which corresponds to the fact that two eigenvalues of the linearised averaged system at the circular Lagrangian configurations vanish.

For the Eulerian point L_3 , the situation is quite different. Its corresponding averaged linearised system has a pair of real eigenvalues, a pair of purely imaginary eigenvalues and two others equal to zero (see Robutel and Pousse 2013). Only two Lyapunov-like families emanate from this point: the anti-Lagrange family \mathcal{F}_3^1 highlighted by Hadjidemetriou et al. (2009) and the eccentric Euler family \mathcal{F}_3^2 . The family \mathcal{F}_3^1 is tangent, at its origin, to the orbits that satisfy the relations

$$a_1 = a_2, \quad m_1 e_1 = m_2 e_2, \quad \zeta = \pi \quad \text{and} \quad \varpi_1 - \varpi_2 = 0. \tag{30}$$

This condition is broken as the family moves away from L_3 (Hadjidemetriou et al. 2009). As for the configurations belonging to \mathcal{F}_4^1 , the two ellipses, which are aligned in this case, precess at a frequency close to $27\eta\mu/8$.

The last family, \mathcal{F}_3^2 , is obviously the one that corresponds to the elliptic Eulerian equilibria. For a given eccentricity, the associated ellipses pair satisfies the relations

$$a_1 = a_2, \quad e_1 = e_2, \quad \zeta = 0 \quad \text{and} \quad \varpi_1 - \varpi_2 = \pi. \tag{31}$$

3 Reduction of the problem in the eccentric case

3.1 Conservation of the total angular momentum

When the eccentricities are different from zero, it is possible to eliminate one more degree of freedom by using the conservation of the total angular momentum. Starting from the averaged Hamiltonian (5) and following Giuppone et al. (2010), we introduce the canonical coordinate system $(\zeta, \Delta\varpi, q, Q, \mathcal{Z}, \Pi, J_1, J_2)$ given by:

$$\begin{aligned} \zeta &= \lambda_1 - \lambda_2; & \mathcal{Z} &= (\Lambda_1 - \Lambda_2)/2 \\ \Delta\varpi &= \varpi_1 - \varpi_2; & \Pi &= i(x_2\tilde{x}_2 - x_1\tilde{x}_1)/2 \\ q &= \varpi_1 + \varpi_2; & J_1 &= (\Lambda_1 + \Lambda_2 - i(x_1\tilde{x}_1 + x_2\tilde{x}_2))/2 \\ Q &= \lambda_1 + \lambda_2 - q; & J_2 &= (\Lambda_1 + \Lambda_2)/2. \end{aligned} \tag{32}$$

Since the action J_1 is an integral of the motion (half the total angular momentum, Eq. 23), the angle $q = \varpi_1 + \varpi_2$ can be ignored and the system associated with the reduced Hamiltonian $\mathcal{H}_{\mathcal{R}}$ possesses only three degrees of freedom and depends on the parameter J_1 . This Hamiltonian can additionally be averaged over the fast angle Q to become the averaged reduced Hamiltonian, denoted $\mathcal{H}_{\mathcal{R}\mathcal{M}}$. This new function has only two degrees of freedom and depends on the two parameters J_1 and J_2 . This last integral can be considered as a scaling factor associated with the mean semi-major axis (hence the mean mean-motion) and will be omitted in the subsequent sections. As a consequence, for a given value of J_1 , the coordinates $(\zeta, \Delta\varpi, \mathcal{Z}, \Pi)$ are adapted to the averaged reduced system in study.

Before going further, let us interpret the remarkable periodic orbits described in Sect. 2.5. Since the coordinate system (32) has a singularity when $e_1 = e_2 = 0$, the circular manifold \mathcal{C}_0 does not belong to any averaged reduced phase space. Regarding the other Lyapunov families \mathcal{F}_k^j , the intersection of one of them with the surface $J_1 = cst$ is reduced to a single point. As for a given periodic orbit of these families, the angle $\Delta\varpi$ does not depend on the time, these intersection points are equilibrium points of the averaged reduced problem. We call $L_k = \mathcal{F}_k^2 \cap \{J_1 = cst\}$ and $AL_k = \mathcal{F}_k^1 \cap \{J_1 = cst\}$ these fixed points. From now on, the equilibrium point L_k refers to the given eccentric equilibrium point except if ‘circular’ is mentioned.

More generally, a generic quasi-periodic solution of the averaged reduced problem depends on two fundamental frequencies: the frequency ν , which is of order $\sqrt{\mu}$ and mainly associated with the semi-fast component (ζ, \mathcal{Z}) , and the secular frequency $g = \mathcal{O}(\mu)$ related to the slow variations of $(\Delta\varpi, \Pi)$.

Some of these quasi-periodic orbits have only one frequency and are consequently periodic. Let us denote by \mathcal{F}^{sf} the semi-fast periodic orbit family, defined by:

$$\frac{\partial}{\partial \Pi} \mathcal{H}_{\mathcal{R}\mathcal{M}} = \frac{\partial}{\partial \Delta\varpi} \mathcal{H}_{\mathcal{R}\mathcal{M}} = 0, \tag{33}$$

and \mathcal{F}^{sc} the secular one, defined by⁴:

$$\frac{\partial}{\partial \zeta} \mathcal{H}_{\mathcal{R}\mathcal{M}} = \frac{\partial}{\partial \mathcal{Z}} \mathcal{H}_{\mathcal{R}\mathcal{M}} = 0. \tag{34}$$

In the neighbourhood of the fixed points L_k and AL_k , the set \mathcal{F}^{sc} coincides with the secular Lyapunov family of periodic orbits originated at these points, while \mathcal{F}^{sf} merges with the semi-fast Lyapunov family connected to L_4 an AL_4 (L_3 and AL_3 being hyperbolic fixed points, they possesses only one Lyapunov family).

Examples of these trajectories are displayed in Fig. 3. The top graph shows the variation of ζ (purple) and $\Delta\varpi$ (black) for a generic quasi-periodic orbit: both the semi-fast evolution (here $2\pi/\nu \approx 100$ orbital periods) and the secular one ($\approx 10,000$ orbital periods) are visible on ζ , while $\Delta\varpi$ evolves mainly on the secular time scale. In the no-averaged and no-reduced problem, this trajectory possesses an additional precession frequency (which would leave the chosen angles ζ and $\Delta\varpi$ invariants) and small short time variations, which leads to a quasi-periodic trajectory possessing 4 fundamental frequencies in the full 3-body problem.

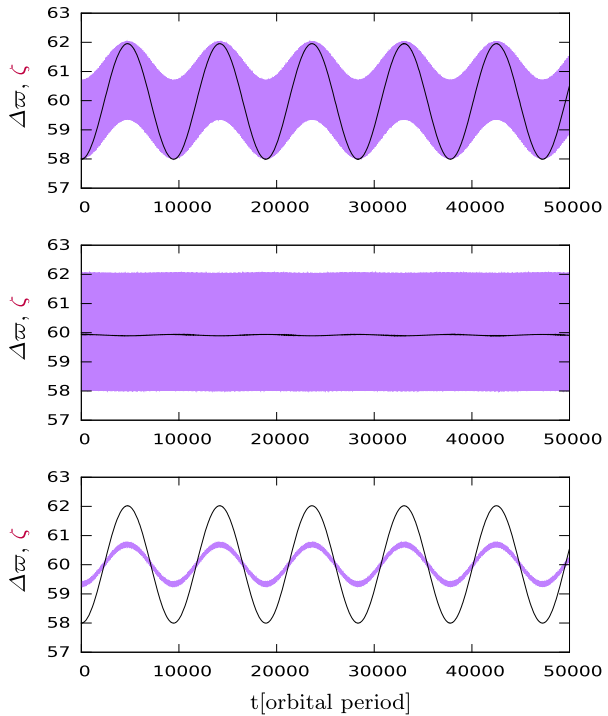
The middle graph represents a trajectory with its initial conditions close to the \mathcal{F}^{sf} family: the secular time scale associated with the frequency g does not impact the orbit, and it is hence a periodic orbit of semi-fast frequency ν in the averaged reduced problem and a quasi-periodic orbit with two 2 frequencies in the averaged problem and three in the full problem. Finally, the bottom graph represents a trajectory with its initial conditions close to the \mathcal{F}^{sc} family: the semi-fast time scale associated with the frequency ν does not impact the orbit, which is quasi-periodic with two frequencies in the averaged problem.

3.2 Reference manifold \mathcal{V} in the case $m_1 = m_2$

In the circular coplanar case, we saw in Sect. 2.3 that the initial conditions of the system were equivalent to a couple (ζ_0, t_0) where ζ_0 defines the orbit and t_0 defines a trajectory on

⁴ The \mathcal{F}^{sc} and \mathcal{F}^{sf} correspond, respectively, to the σ - family and the $\Delta\varpi$ - family studied in Giuppone et al. (2010).

Fig. 3 Temporal variations of the angles $\zeta = \lambda_1 - \lambda_2$ (purple) and $\Delta\varpi = \varpi_1 - \varpi_2$ (black) for three different initial conditions in the full three-body problem (i.e. non-averaged, the λ_j and ϖ_j are osculating astrometric elements), for $m_1 = m_2 = 10^{-4}$ and $e_1 = e_2 = 0.4$. Top: generic trajectory; middle: trajectory near the \mathcal{F}^{sf} family; bottom: trajectory near the \mathcal{F}^{sc} family, see the text for the definition of these families



this orbit. We could hence explore the characteristics of all the trajectories of the phase space by studying only the trajectories having for initial condition $(\zeta_0, t_0 = 0)$. This reduces the relevant space of initial conditions to a 1-dimensional space.

In the eccentric case, the 4 dimensions of the reduced restricted phase space require 4 initial conditions $(\zeta, \Delta\varpi, \mathcal{Z}, \Pi)$ to define a given trajectory. Following the circular case, we want to define a 2-dimensional manifold \mathcal{V} of initial conditions which would be representative of the 4-dimensional phase space of the averaged reduced problem (Michtchenko et al. 2006). We consider that \mathcal{V} is a representative manifold of the averaged reduced phase space if the trajectories emanating from this surface explore a significant part of the entire phase space.

In the case $m_1 = m_2$, the manifold

$$\mathcal{V} = \{(\zeta, \Delta\varpi) \in [0, 2\pi]^2 \text{ with } \mathcal{Z} = \Pi = 0\}, \tag{35}$$

that is, $a_1 = a_2$ and $e_1 = e_2$, is a good candidate for a given value of the masses and the total angular momentum, as it contains the L_k, AL_k equilibria and the \mathcal{F}^{sf} and \mathcal{F}^{sc} families, at least for low eccentricities (see Sect. 2.5). We want that the trajectories emanating from \mathcal{V} explore the entire phase space. Since the Hamiltonian flow is continuous, it is equivalent to show that any trajectory of the phase space goes as close as we want to \mathcal{V} in a finite time. We demonstrate this result at first order in eccentricity in Sect. B.1 and numerically for higher eccentricities ($e_1 = e_2 = 0.4$) in Sect. B.2.

In the case $m_1 \neq m_2$, the definition of a reference manifold is significantly more complicated. An algorithm to obtain such manifold is proposed in Leleu (2016, Sect. 2.6.2).

4 Phase space of eccentric co-orbitals in the case $m_1 = m_2$

In this section, we study the impact of the total angular momentum J_1 (which is equivalent to the value of the eccentricities) on the dynamics and the stability of the co-orbital configuration.

4.1 Position of the \mathcal{F}^{sc} on the reference manifold \mathcal{V}

The separation between the semi-fast and the secular time scales (Appendix A) allows us to determine the position of the intersection between \mathcal{V} and the \mathcal{F}^{sc} families by studying the critical points of the averaged Hamiltonian (Appendix C). Note that the determination of the position of the \mathcal{F}^{sc} with this method is independent from ε . As long as $m_1 = m_2$, it is hence independent of the value of the planetary masses.

In Fig. 4, we show the \mathcal{F}^{sc} and the collision manifold on \mathcal{V} (that is, the points of \mathcal{V} that verify the condition (44), see Appendix C.2 for more details). Each graph corresponds to a different value of the total angular momentum (hence a different value of $e_1 = e_2$). The curve $\mathcal{V} \cap \mathcal{F}^{sc}$ is represented in purple, the blue circles represent the L_k and AL_k that have a fixed position on the $(\zeta, \Delta\varpi)$ plane (AL_4 and AL_5 are hence excluded), and the supposed intersection between \mathcal{V} and the collision manifold⁵ is represented in red.

For small eccentricities (≤ 0.1), we are in the neighbourhood of the circular case and the direction of $\Delta\varpi$ does not impact much the position of the \mathcal{F}^{sc} . Note that the same branch of the \mathcal{F}^{sc} family contains the L_3 and AL_3 equilibria. We will call this branch \mathcal{F}_3^{sc} . Similarly, we call \mathcal{F}_4^{sc} (resp. \mathcal{F}_5^{sc}) the branch going through L_4 and AL_4 (resp. L_5 and AL_5). For $e_1 = e_2 = 0.1$, a new curve appears for $\zeta \approx 0^\circ$ (the curve is mingled with the axis $\zeta = 0$ in figure (a)). This branch of \mathcal{F}^{sc} intersects the domain of the quasi-satellite configuration.

When we increase the eccentricity, there is a growing dependence on the direction of $\Delta\varpi$ for the position of the \mathcal{F}^{sc} family. Until $e_1 = e_2 \approx 0.6$, the sole effect of the increasing eccentricity is to twist the existing branches of the \mathcal{F}^{sc} .

Between $e_j = 0.6$ and $e_j = 0.605$, an important topological change occurs: in the averaged problem, the \mathcal{F}_k^{sc} reconnect in order to create a single continuous family of periodic orbits that goes through all the L_k and AL_k for $k \in \{1, 2, 3\}$. As we will see in the coming sections, this reconnection leads to a modification of the whole phase space of the eccentric co-orbital resonance.

Note that we identify here the families of periodic orbits of the averaged reduced problem. To verify Eq. (42) is only a necessary condition for the associated orbit of the full planar 3-body problem to be a quasi-periodic orbit with 3 fundamental frequencies, but we still need to check if the orbit is indeed quasi-periodic (not unstable/chaotic).

4.2 Trajectories emanating from the reference manifold \mathcal{V}

In order to represent most of the planar co-orbital dynamics for a given value of $m_1 = m_2$ and $J_1(e_1, e_2)$, we take initial conditions on the reference manifold \mathcal{V} that was defined in Sect. 3.2: $a_1 = a_2$ ($= 1$ au, the value of the semi-major axis is a scale factor), and $e_1 = e_2$. We also chose m_0 equal to one Solar mass, and $\lambda_1 = \varpi_1 = 0^\circ$. The other initial conditions are given by the coordinate of the point on the grid of initial conditions.

⁵ The red curves satisfy the relation (44), contain the collision point $(0, 0)$, and are located at a relevant position for the collision manifold (see the purple curves in the unstable areas in Figs. 5, 6, 7, 8, 9, 10, 11, 12, 13, and 14). The collision manifold satisfies Eq. (44) if $\frac{\partial}{\partial \zeta} \mathcal{H}_{\mathcal{R}\mathcal{M}}$ tends to $-\infty$ when we get close to the collision from one side and $+\infty$ from the other side.

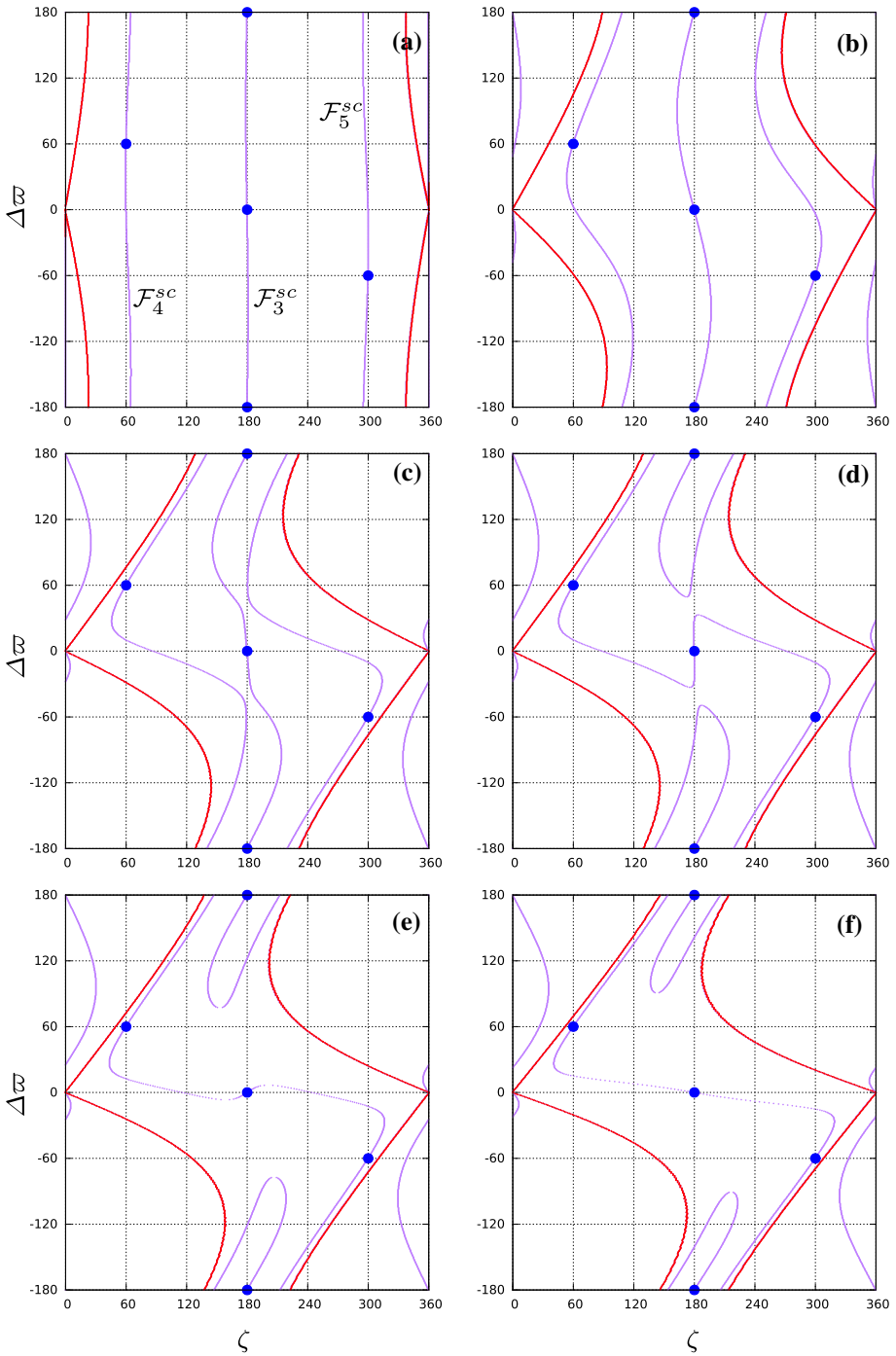


Fig. 4 \mathcal{F}^{sc} (in purple), and the collision manifold (in red), on $\mathcal{V} = \{a_1 = a_2, e_1 = e_2\}$. **a** $e_j = 0.1$; **b** $e_j = 0.4$; **c** $e_j = 0.6$; **d** $e_j = 0.605$; **e** $e_j = 0.65$ et **f** $e_j = 0.7$. The blue dots show the position of the L_k and AL_3 (the position of AL_4 and AL_5 evolve with e_j , see Giuppone et al. 2010). See the text for more details

We perform here numerical integrations of the full 3-body problem. However, as stated in Sect. A.2, the result of these integrations (in the case of quasi-periodic orbits) can be interpreted as the trajectories of the averaged reduced problem. As for the quasi-circular case (see Fig. 2), we expect that ε does not change the shape of the orbits, but it only impacts the size of the stability domains and the time scale.

For each set of initial conditions, the system is integrated over $10/\varepsilon$ orbital periods using the symplectic integrator SABA4 (Laskar and Robutel 2001) with a time step of 0.01001 orbital period (eccentricities larger than 0.6 may require to take a smaller time step in order to avoid to eject stable orbits for numerical reasons). The initial conditions that lead to highly chaotic orbits or that quit the resonance before the end of the integration are identified by a white pixel in the figure. Moreover, in order to identify the orbits that are not stable on a time scale that is long with respect to $10/\varepsilon$, we compute the variation of the average value of the semi-major axis of the planet m_1 between the first and second halves of the integration. The grey pixels identify the initial conditions for which this diffusion is higher than a given small parameter ϵ_a . Since the phase space is symmetric with respect to the point $(\zeta = 0, \Delta\varpi = 0)$, we compute and describe only half of the phase space ($\zeta \in [0, 180]$). The other half is also displayed for a better understanding of the whole phase space.

In Figs. 5 and 10, we show the integration of the grid of initial conditions of \mathcal{V} for $e_j = 0.01, 0.4, 0.65$ and 0.7 . In each case, $m_1 = m_2 = 10^{-5}m_0$. The left graphs represent the mean value of ζ over the whole integration, and the right ones represent the mean value of $\Delta\varpi$. When markers such as \times or $+$ are displayed on the left graphs, they indicate the point of the manifold in the neighbourhood of which a given orbit (examples plotted in Figs. 6, 7 and 13) crosses the plane quasi-periodically. Note that a generic trajectory crosses in the neighbourhood of 4 distinct points of the reference manifold (see Michtchenko et al. 2006; Leleu 2016, for more details). On the right plot, the numerical criteria (46) and (47) (developed in Appendix C) are used to identify the position of the intersection between \mathcal{V} and \mathcal{F}^{sc} in brown and \mathcal{F}^{sf} in black. For comparison, we also plot in these graphs the result of the research of critical points of the Hamiltonian (Fig. 4), to identify the position of the \mathcal{F}^{sc} families (in purple in Figs. 5, 6, 7, 8, 9, 10, 11, 12, 13 and 14).

4.2.1 Quasi-circular case

In the quasi-circular case (Fig. 5, top), the dynamics of the degree of freedom (Z, ζ) (left graph) is very close to the circular case [Eq. (25) is relevant at the order one in the eccentricities]: we still have a tadpole and a horseshoe domain, with the separatrix located in $\zeta \approx 24^\circ$ and $\approx 336^\circ$, and the initial value of $\Delta\varpi$ does not impact much the average value of ζ on the orbit (left graph). The positions of the families \mathcal{F}^{sc} and \mathcal{F}^{sf} are represented on the right graph. Note that the families emanating from the L_3 circular equilibrium cannot be identified by the criterion that we developed in Appendix C because they are in an unstable area (near the separatrix emanating from L_3). In addition to the families that we defined in the neighbourhood of a circular equilibrium, there are branches of the reunion \mathcal{F}^{sf} in the horseshoe domain. We name $\mathcal{F}_{\mathcal{H}\mathcal{S}}^{sf}$ the family located at $\Delta\varpi = 0^\circ$, around which librate the orbits of the green area (right graph). Note that another family is located at $\Delta\varpi = 180^\circ$ around which librate the horseshoe orbits of the blue area. Both the trojan and horseshoe domains are hence split in two parts: for the trojan orbit, $\Delta\varpi$ oscillates either around the branch of \mathcal{F}^{sf} emanating from L_k , or the one emanating from AL_k . In the horseshoe domain, it oscillates either near $\Delta\varpi = 0^\circ$ or $\Delta\varpi = 180^\circ$. Note that this “split” results from our choice of variables: there are no separatrix between

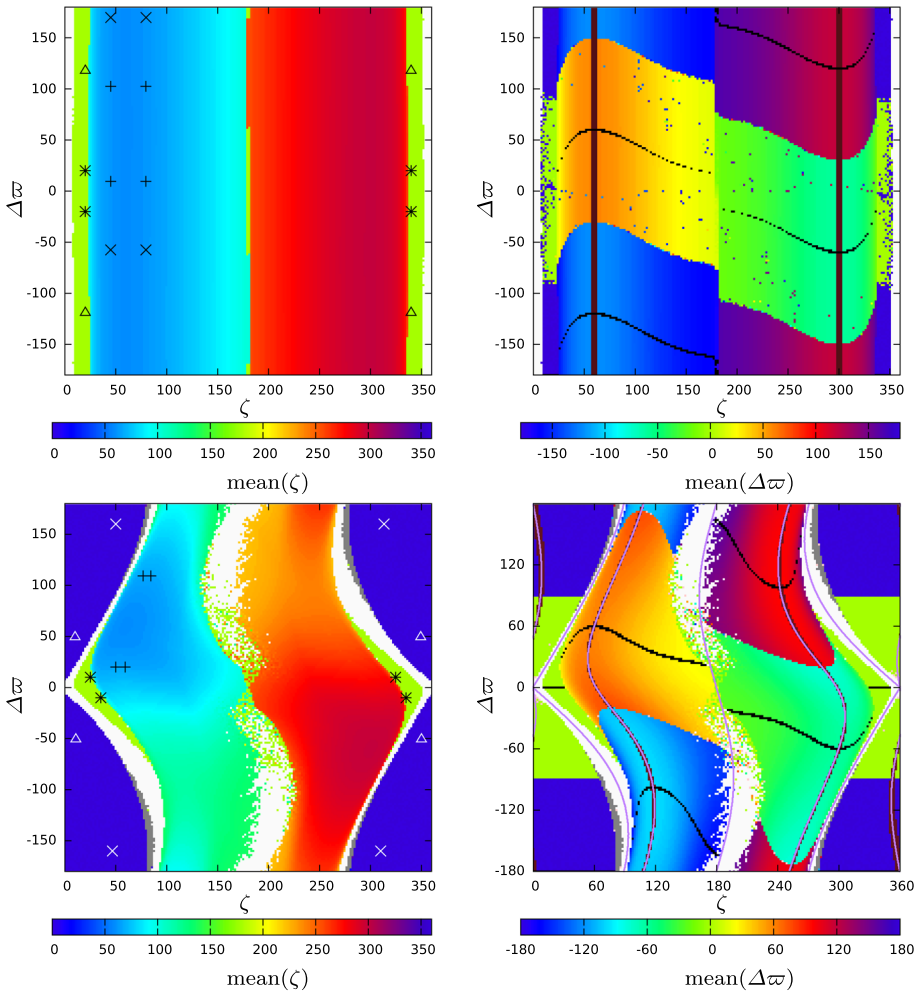


Fig. 5 Grid of initial conditions for $m_1/m_0 = m_2/m_0 = 10^{-5}$, $a_1 = a_2 = 1$ au, and $e_1 = e_2 = 0.01$ (top), $e_1 = e_2 = 0.4$ (bottom). The colour code on the left hand graphs gives the mean value of ζ on the orbit emanating from each initial condition. The markers show the points of the manifold near which the orbits of Figs. 6 and 7 cross. On the right hand graphs, the colour code indicates the mean value of $\Delta\varpi$. In the top right graph, the eccentricities are low and might vanish; $\Delta\varpi$ is thus difficult to determine. The orbits in the neighbourhood of \mathcal{F}^{sc} , hence those verifying (46) with $\epsilon_v = 10^{-3.5}$, are represented by brown pixels. The purple curves show the result of the semi-analytical method (Eq. 44). The orbits close to \mathcal{F}^{sf} , hence those verifying (47) with $\epsilon_g = 3^\circ$, are represented by black pixels. The initial conditions that lead to a diffusion of the mean semi-major axis over $\epsilon_a = 10^{-5.5}$ are displayed in grey

these domains. As we move from L_4 , the minimum eccentricity that is reached on a given orbit decreases. Eventually, this minimal eccentricity reaches 0 before it increases again for orbits librating around AL_4 , hence the discontinuity in the value of $\Delta\varpi$ between L_4 and AL_4 .

The markers on the left graph indicate the points of \mathcal{V} near which pass the 4 orbits whose projection on the (Z, ζ) and $(e_1 - e_2, \Delta\varpi)$ plane is represented in Fig. 6. We show orbits in

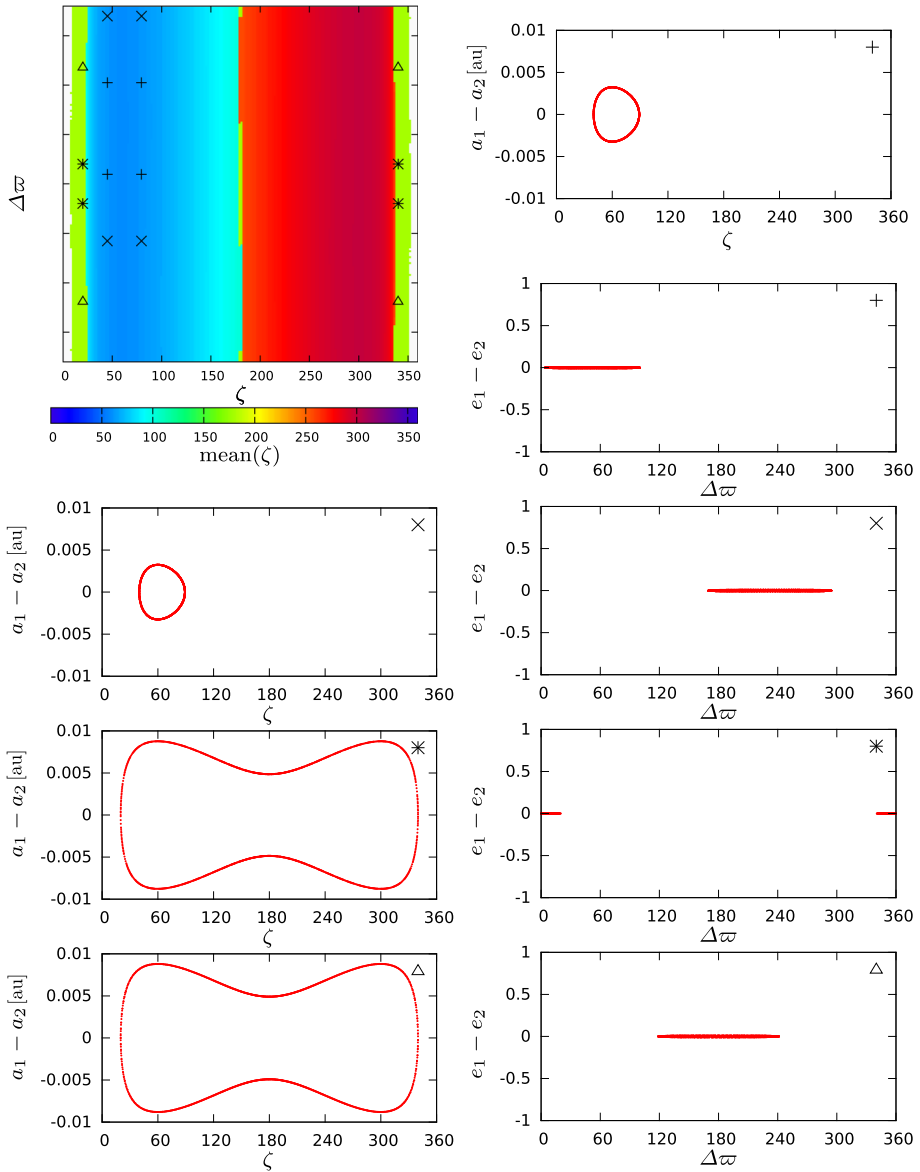


Fig. 6 Projections of generic trajectories emanating from the reference manifold for $e_1 = e_2 = 0.01$, $\varepsilon = m_1/m_0 = m_2/m_0 = 10^{-5}$. The plotted orbital elements are the osculating ones (non-averaged, see A.2). The trajectories were integrated over $5/\varepsilon$ years. These trajectories pass near 4 distinct points of \mathcal{V} which are represented by symbols in the left top graph (identical to the left top graph of Fig. 5)

the neighbourhood of L_4 , AL_4 , and the two types of horseshoe orbits. Each of these generic orbits passes near 4 different points of \mathcal{V} , and these points can be divided in 2 pairs which have the same value of $\Delta\varpi$. Note that the 4 points representing a given orbit are always positioned in a different quadrant (quadrants that are delimited by the \mathcal{F}^{sc} and \mathcal{F}^{sf} families).

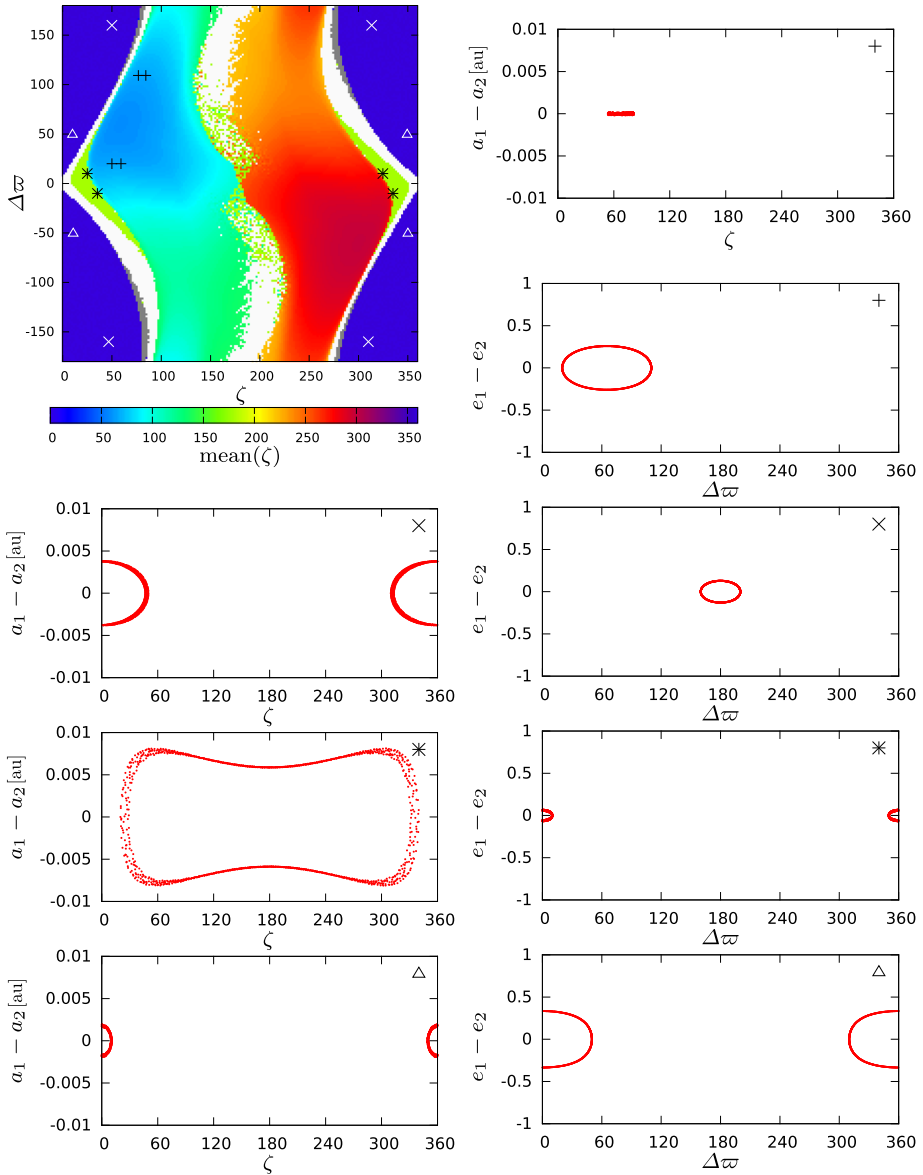
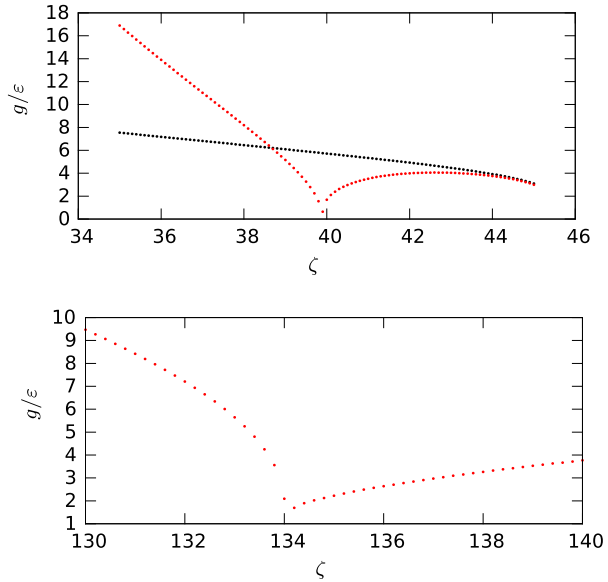


Fig. 7 Projections of generic trajectories emanating from the reference manifold for $e_1 = e_2 = 0.4$, $\varepsilon = m_1/m_0 = m_2/m_0 = 10^{-5}$. The plotted orbital elements are the osculating ones (non-averaged, see A.2). The trajectories were integrated over $5/\varepsilon$ years. These trajectories pass near 4 distinct points of \mathcal{V} which are represented by symbols in the left top graph (identical to the left bottom graph of Fig. 5)

4.2.2 Moderate eccentricities

We now increase the total angular momentum of the system, assuming $e_1 = e_2 = 0.4$. The results are displayed in the bottom graphs of Fig. 5. As we move away from the circular case, the phase space evolves. The quasi-satellite domains appear (Namouni 1999;

Fig. 8 Top: evolution of the normalised frequencies $g/(n\varepsilon)$ in red and $\nu/(n\sqrt{\varepsilon})$ in black for $\Delta\varpi = 1^\circ$ and $e_1 = e_2 = 0.55$. Bottom: evolution of the normalised frequency $g/(n\varepsilon)$ along the \mathcal{F}_4^{sc} family for $e_1 = e_2 = 0.7$ (Fig. 10). These curves are obtained by numerical integration of the 3-body problem and a frequency analysis of the angle ζ (resp. $\Delta\varpi$) to obtain ν (resp. g)



Giuppone et al. 2010; Pousse et al. 2017), centred on a fixed point of the averaged reduced problem located at $\zeta = 0^\circ$, $\Delta\varpi = 180^\circ$, which is also the intersection of the families \mathcal{F}^{sf} and \mathcal{F}^{sc} . We can observe on the bottom right hand graph of Fig. 5 that the quasi-satellite domain is also split in two kinds of quasi-satellites: those for which $\Delta\varpi$ librates around 180° and those for which it librates around 0° . As it is the case between the orbit librating around L_4 and AL_4 (see previous section), the discontinuity between the two domains is due to a non-definition of $\Delta\varpi$ when one eccentricity reaches 0. The orbits located at the border between these two kind of quasi-satellites are discussed in Nauenberg (2002).

The dynamics in the Trojan and horseshoe domains remains similar to the quasi-circular case, but the domain where the horseshoe orbits librate around $\Delta\varpi = 180^\circ$ shrinks on this plane.⁶ This is due to the increase in the unstable area near the \mathcal{F}_3^{sc} family and the position of the collision manifold. Indeed, the collision manifold, as well as all the \mathcal{F} branches, is twisted as the total angular momentum increases (see Fig. 4). On this plane of initial conditions, this leads to the reduction of the stability domain for trojan and horseshoe configurations and the increase in the stability domain for quasi-satellites.

4.2.3 Emergence of the asymmetric horseshoe orbits

We recall that the horseshoe domain is located between the manifold defined by $\nu = 0$ (separatrix emanating from the unstable family \mathcal{F}_3^{sc}) and the unstable area around the collision

⁶ When $m_1 = m_2$, we suppose that the reference manifold represents all the co-orbital configurations reaching $a_1 = a_2$ on their orbit, for a given value of the total angular momentum. However, the relative size of the section of two stability domains by the reference manifold is not necessarily representative of the relative volume of these two configurations in the phase space. For example, Fig. 2 shows that depending on the chosen section, the horseshoe domain may appear larger or smaller than the tadpole one (for $\mu \approx 10^{-6}$).

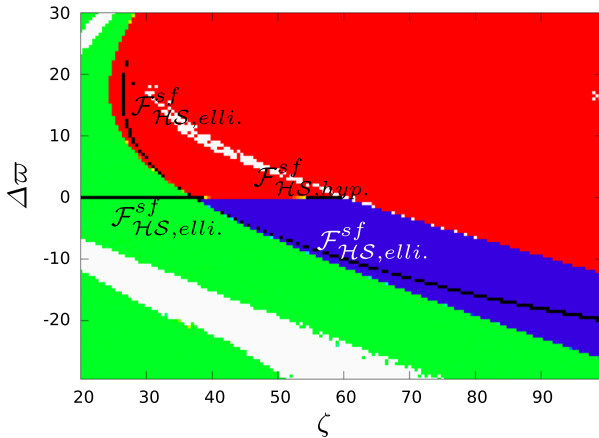


Fig. 9 Zoom on the horseshoe area of the reference manifold for $\varepsilon = 10^{-6}$ and $e_1 = e_2 = 0.6, m_1 = m_2$. Each point of the grid is an initial condition. The colour code gives an indication of the mean value of $\Delta\varpi$ for the trajectory emanating from each initial condition: green when the mean value is 0° , red when positive, and blue when negative. Note that the position of the separatrix between the horseshoe and trojan domains can be identified by the transition from blue to red on the right hand side of the horseshoe domains, then by the unstable (white) orbits in its neighbourhood (its position for higher values of $\Delta\varpi$ is not visible due to the choice of the colour code). The trajectories close to a branch of \mathcal{F}^{sf} , i.e. those verifying Eq. (47) with $\epsilon_g = 3^\circ$, are shown with black pixels. The elliptic branch of the \mathcal{F}_{HS}^{sf} prior to the bifurcation ($\zeta \lesssim 40^\circ, \Delta\varpi = 0^\circ$) and the elliptic branches after the bifurcation (in the red and blue areas) are labelled by $\mathcal{F}_{HS,elli}^{sf}$. The hyperbolic branch ($\zeta \gtrsim 40^\circ, \Delta\varpi = 0^\circ$) is labelled by $\mathcal{F}_{HS,hyp}^{sf}$.

manifold. For $e_1 = e_2 \lesssim 0.5$, it is made only of ‘symmetric’ orbits: as shown by the examples in Figs. 6 and 7, these orbits are symmetric with respect to $\zeta = 180^\circ$.

However, for $e_1 = e_2 \gtrsim 0.5$, the first notable modification of the phase space appears: the previously elliptic (or normally stable) family of periodic orbits \mathcal{F}_{HS}^{sf} bifurcates into two elliptic families of periodic orbits (one with $\Delta\varpi > 0^\circ$ and another with $\Delta\varpi < 0^\circ$), and one hyperbolic (or normally unstable) family of periodic orbits located at $\Delta\varpi = 0^\circ$. This bifurcation is due to the encounter of the \mathcal{F}_{HS}^{sf} family with the $g = 0$ manifold: for $e_1 = e_2 \lesssim 0.5$, $|g|$ was monotonously decreasing along $\Delta\varpi = 0^\circ$ as ζ increases, but never reaching 0. However, as $e_1 = e_2$ increases, the border of the horseshoe domain ($\{v = 0\} \cap \mathcal{V}$) shifts towards larger values of ζ . For $e_1 = e_2 \gtrsim 0.5$, the frequency g reaches zero before the separatrix $v = 0$ is reached⁷ (see Fig. 8).

The effect of this bifurcation is represented in Fig. 9, which is a section of the reference manifold with $e_1 = e_2 = 0.6$. The green area centred on $\Delta\varpi = 0^\circ$ is the symmetric horseshoe domain we had for lower eccentricities, and the horizontal black line in the middle of this domain is the family \mathcal{F}_{HS}^{sf} . On the right hand side of the bifurcation (occurring at $\Delta\varpi = 0, \zeta \approx 40^\circ$), the stable branches of the \mathcal{F}^{sf} family are identified by black pixels⁸. The orbits librating around $\Delta\varpi > 0^\circ$ are represented in red, and those librating around $\Delta\varpi < 0^\circ$ are represented in blue (the tadpole orbits beyond the separatrix $v = 0$ are also

⁷ Interestingly, while the position of $\{v = 0\} \cap \mathcal{V}$ for $\Delta\varpi = 0$ depends strongly of the value of $e_1 = e_2$, the position of $\{g = 0\} \cap \mathcal{V}$ for $\Delta\varpi = 0$ seems to occur around $\zeta = 40^\circ$ for any value of $e_1 = e_2 \gtrsim 0.5$, see Figs. 8, 9, 10 and 14.

⁸ Orbits in the close neighbourhood of the unstable family can also verify the condition (47) when integrated over a duration of the order of $1/\varepsilon$ because g tends to 0 for this family.

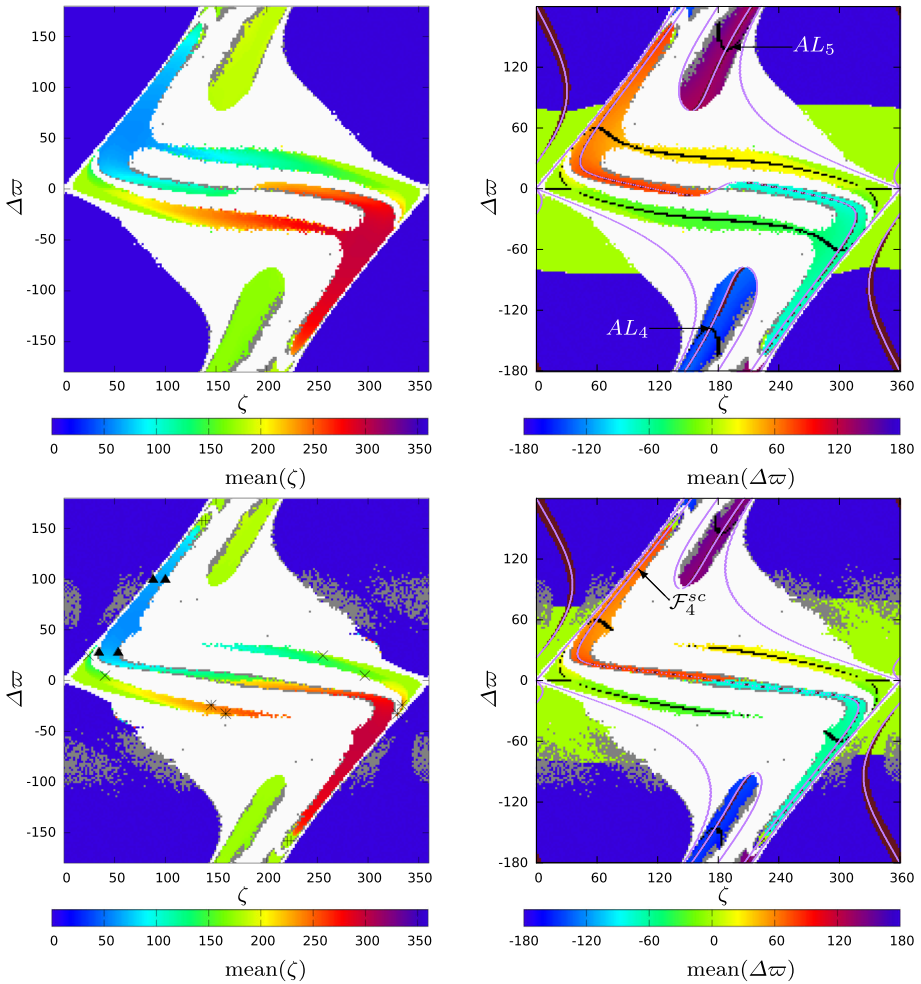


Fig. 10 Grid of initial conditions for $m_1/m_0 = m_2/m_0 = 10^{-5}$, $a_1 = a_2 = 1$ au, and $e_1 = e_2 = 0.65$ (top) and $e_1 = e_2 = 0.7$ (bottom). The colour code on the left hand graphs gives the mean value of ζ on the orbit emanating from each initial condition. The orbits in the neighbourhood of \mathcal{F}^{sc} , hence those verifying (46) with $\epsilon_v = 10^{-3.5}$, are represented by brown pixels. The purple curves show the result of the semi-analytical method (Eq. 44). The branch of the \mathcal{F}^{sc} family along which the g frequency was computed, Fig. 8, is labelled by \mathcal{F}_4^{sc} . The orbits close to \mathcal{F}^{sf} , hence those verifying (47) with $\epsilon_g = 3^\circ$, are represented by black pixels. The AL_k equilibrium is fixed points of the averaged reduced problem and are hence located at the intersection of the \mathcal{F}^{sf} and \mathcal{F}^{sc} families. The initial conditions that lead to a diffusion of the mean semi-major axis over $\epsilon_a = 10^{-5.5}$ are displayed in grey

represented in red). In these two domains, the projection of a given orbit in the (Z, ζ) plane is not symmetric with respect to $\zeta = 180^\circ$, see Fig. 13. We thus call these domains asymmetric horseshoe. The red/green interface and the blue/green interface mark the separatrix $g = 0$, while the position of the hyperbolic family can be identified by the transition from red to blue.

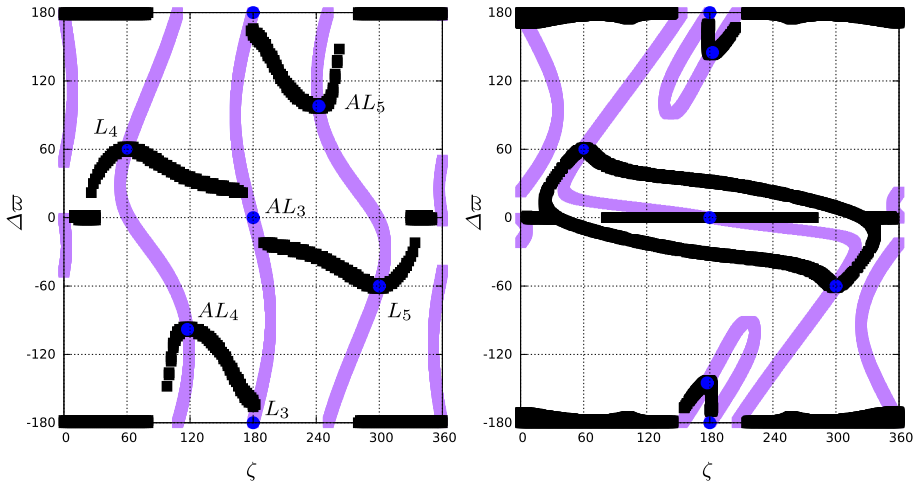


Fig. 11 Schema of the position of the \mathcal{F}^{sf} and \mathcal{F}^{sc} families in the reference plane for $e_1 = e_2 = 0.4$ (left) and $e_1 = e_2 = 0.7$ (right). The position of the \mathcal{F}^{sc} , shown in purple, was computed using the method described in Sect. 4.1 (position independent of $\varepsilon = m_1/m_0 = m_2/m_0$). The position of the \mathcal{F}^{sf} , shown in black, was computed using the numerical criterion (47) applied on orbits integrated in the full (non-averaged) 3-body problem and are hence shown only in the areas where the trajectories are stable at least for a duration comparable to $1/\varepsilon$. The position of the \mathcal{F}^{sf} families were computed with $\varepsilon = 10^{-5}$ for $e_1 = e_2 = 0.4$ (see also the bottom panels of Fig. 5), and with $\varepsilon = 10^{-6}$ for $e_1 = e_2 = 0.7$ (see also Fig. 14). The blue dots show the position of the L_k and AL_k . Since they are fixed points of the reduced averaged problem, they are located at the intersection of the \mathcal{F}^{sf} and \mathcal{F}^{sc} families. We recall that the reference plane is a 2-dimensional torus, and we have $\zeta \equiv \zeta + 360^\circ$ and $\Delta\varpi \equiv \Delta\varpi + 360^\circ$. On the right hand panel, we hence have a continuous branch of \mathcal{F}^{sc} (purple) going through L_4 - AL_4 - L_3 - AL_5 - L_5 - AL_3 - L_4 , while a continuous branch of \mathcal{F}^{sf} (black) links directly L_4 to L_5

4.2.4 Reconnection of the \mathcal{F}^{sc} and \mathcal{F}^{sf} families

For $e_1 = e_2 \leq 0.6$, the \mathcal{F}_k^{sc} correspond to three separated branches of the \mathcal{F}^{sc} family, each containing one L_k and one AL_k equilibria. In Sect. 4.1, we showed that these 3 branches reconnected in a continuous \mathcal{F}^{sc} family for $e_1 = e_2 > 0.6$. This reconnection leads to a complete restructuring of the whole phase space.

The top part of Fig. 10 represents the case with $e_1 = e_2 = 0.65$. On the right hand graph, we clearly see that the stable areas are centred on the \mathcal{F} families, generating a phase space completely different from the one prior to the reconnection (see Fig. 5). An unstable area appears in the Trojan domain between the orbits librating around AL_4 and those librating around L_4 , clearly differentiating the anti-Lagrange domains (made of orbits librating around AL_4 or AL_5) from the Trojan domain made of orbits librating around L_4 or L_5 .

Although the stability domain of the Trojan and Horseshoe configurations is overall shrinking, new stable areas appear: in addition to the reconnection of the \mathcal{F}^{sc} families, the \mathcal{F}^{sf} reconnect as well (see Fig. 11): the branches of the \mathcal{F}^{sf} family that contain the equilibria L_4 and L_5 reconnect to the branches that emanate from the bifurcation of \mathcal{F}_{HS}^{sf} in the horseshoe domain. This second reconnection links the Trojan domains of L_4 and L_5 together by the means of what we previously called the asymmetric horseshoe domains. The consequence of this reconnection is illustrated Fig. 12: it represents 6 trajectories for

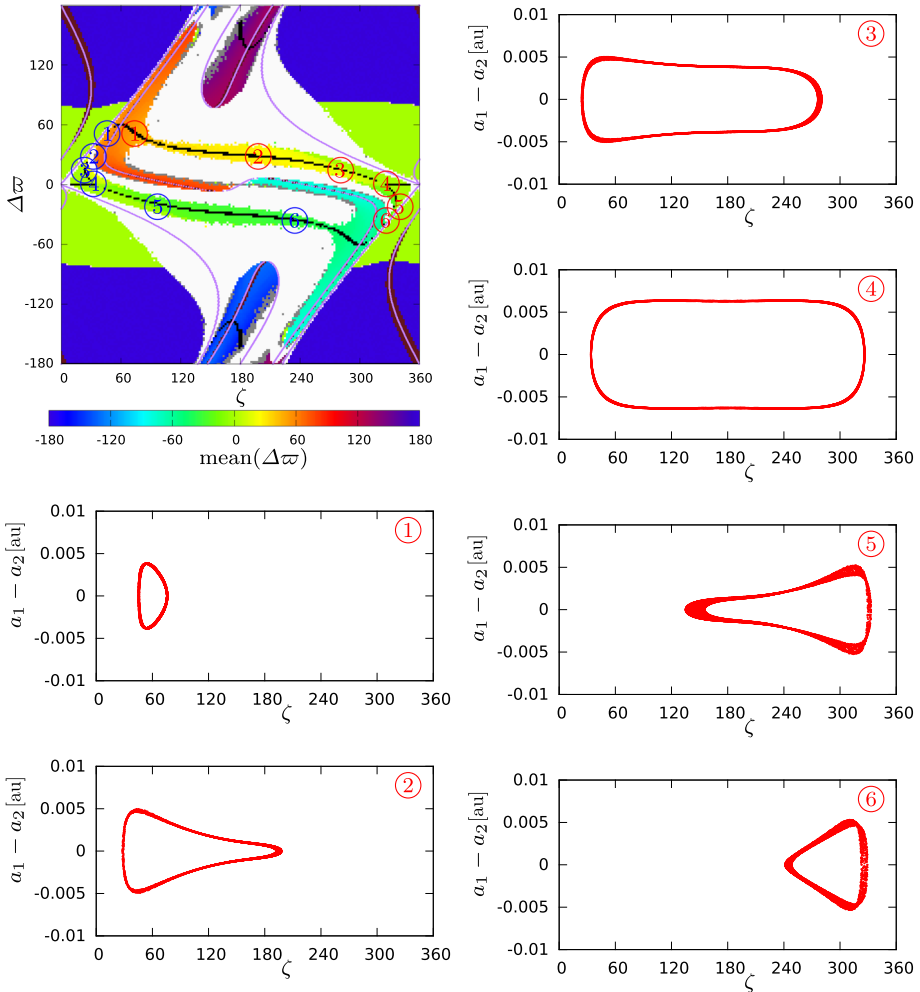


Fig. 12 Continuous path of quasi-periodic orbits from the L_4 eccentric equilibrium to the L_5 eccentric equilibrium for $e_1 = e_2 = 0.65$ and $m_1 = m_2 = 10^{-5}m_0$. The plotted orbital elements are the osculating ones (non-averaged, see A.2). The trajectories were integrated over $5/\varepsilon$ years. On the top left graph (identical to the top right graph of Fig. 10), we selected six trajectories of the continuous path from L_4 to L_5 whose projection is represented in the other graphs. As these trajectories are near the \mathcal{F}^{sf} family, each of them passes near two distinct points of \mathcal{V} (in contrast to four distinct points of \mathcal{V} for generic orbits) that are represented by the blue and red circled numbers on the top left graph

$e_1 = e_2 = 0.65$ and $m_1 = m_2 = 10^{-5}$ with initial conditions all taken close to the \mathcal{F}^{sf} family (the projection of these trajectories on the $(a_1 - a_2, \zeta)$ plane is almost periodic of frequency ν). These six trajectories illustrate that, for high eccentricities, we can pass continuously (without crossing separatrix/unstable areas) from a Trojan orbit in the neighbourhood of L_4 , to an horseshoe orbit, or to a Trojan orbit in the neighbourhood of L_5 .

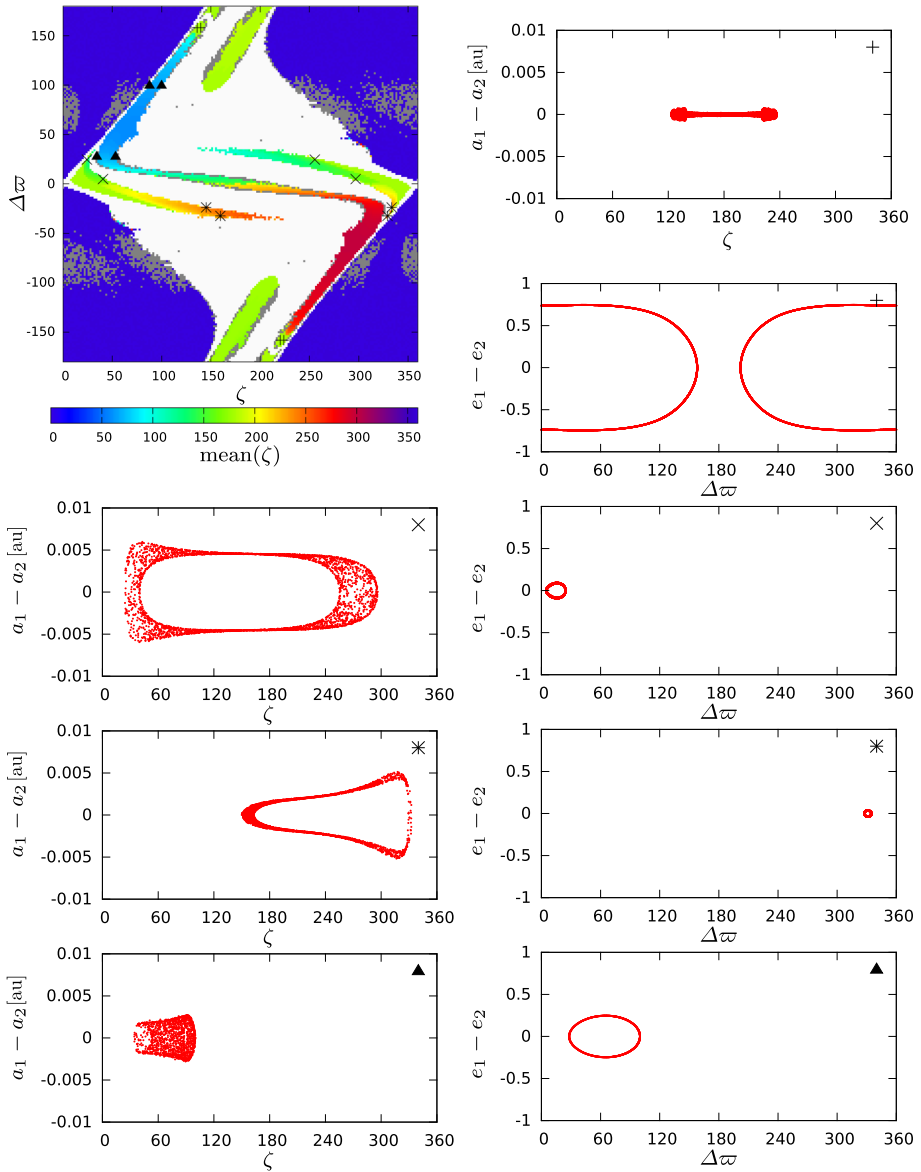


Fig. 13 Projections of generic trajectories emanating from the reference manifold for $e_1 = e_2 = 0.7$, $\varepsilon = m_1/m_0 = m_2/m_0 = 10^{-5}$. The plotted orbital elements are the osculating ones (non-averaged, see A.2). The trajectories were integrated over $5/\varepsilon$ years. These trajectories pass near 4 distinct points of \mathcal{V} which are represented by symbols in the top left graph (identical to the bottom left graph in Fig. 10)

4.2.5 High eccentricities

The bottom graphs of Fig. 10 show the results of the integrations of \mathcal{V} for larger eccentricities⁹ $e_1 = e_2 = 0.7$. The trends observed for $e_1 = e_2 = 0.65$ are still present: the stability domain for the tadpole and horseshoe configurations continue to shrink, although the neighbourhood of the hyperbolic equilibrium AL_3 harbours stable orbits.

Moreover, a new domain of stable orbits appears: following the \mathcal{F}_4^{sc} family emanating from L_4 as $\Delta\varpi$ increases, we encounter a new separatrix $g = 0$ (see Fig. 8, bottom) before the unstable domain is reached. Above this separatrix lies a new stable domain that we call the G configuration. An example of the G trajectories is identified by the 4 markers + in Fig. 10 (bottom) and is plotted in Fig. 13. Each of the G trajectories passes near both the trojan configuration librating around L_4 and L_5 . These trajectories hence librate around the families \mathcal{F}_k^{sf} with $k \in \{3, 4, 5\}$, where \mathcal{F}_4^{sf} and \mathcal{F}_5^{sf} are stable (elliptic), and \mathcal{F}_3^{sf} is unstable (hyperbolic), outside the separatrix $g = 0$ in a similar way to the blue trajectories in Fig. 1. The domain of G splits as well in orbits that librate around $\Delta\varpi = 0^\circ$ and orbits librating around $\Delta\varpi = 180^\circ$. Note that the eccentricities of the orbits in this domain have a huge amplitude of variation; therefore, these orbits may not exist when the mass of one co-orbital is significantly smaller than the mass of the other.

Until now, most of the integrations were performed with $\varepsilon = 10^{-5}$. We recall that the method we used to determine the position of the \mathcal{F}^{sc} in the averaged problem (Sect. 4.1) is independent of the value of ε . To illustrate the effect of ε on the position of the \mathcal{F}^{sf} and on the whole phase space, we integrate trajectories emanating from \mathcal{V} with $\varepsilon = 10^{-6}$ (see Fig. 14). The trajectories in this figure are also integrated over 10^6 orbital periods¹⁰. The colour code for the non-ejected orbits displays an indicator of the value of the total energy of the system at a given position on \mathcal{V} . Trajectories that were found in the neighbourhood of the \mathcal{F} families are also displayed. Comparing this figure with the bottom graphs in Fig. 10, we can see that the intersection of the \mathcal{F} families (and the manifolds $g = 0$ and $\nu = 0$) with the reference manifold \mathcal{V} appears to not depend on the value of ε ($= m_1/m_0 = m_2/m_0$). Consequently, the reconnection of the \mathcal{F} families and the topology of the phase space seem to be independent from the value of ε , as long as we have $m_1 = m_2$. The size of the stability domains, however, is impacted by ε .

In order to identify the origin of the different unstable areas of the phase space in Fig. 14, we took three initial conditions (+, × and *) in the top left quadrant with respect to L_4 (the quadrants are delimited by the families \mathcal{F}^{sc} and \mathcal{F}^{sf}). These initial conditions are taken very close to the collision manifold. By integrating these trajectories over a few periods of g , we can identify for each of these orbits the three other points of \mathcal{V} near which they pass. For a given trajectory, each point is represented by the same symbol. The three trajectories pass near the instability border in each quadrant and these borders thus seem to have the same origin: they emanate from the collision manifold.

4.2.6 Stability

In this work, the trajectories emanating from a given reference manifold were generally integrated over $10/\varepsilon$ orbital periods. Although this is enough to take into account the secular

⁹ The large amount of grey pixels in the quasi-satellite domain is due to numerical instabilities: between the blue and green domains on the right hand graph, each eccentricity vanishes periodically, while the other gets close to 0.99, so our integration step of 0.01 orbital periods is not adapted to such high eccentricities.

¹⁰ Note that in this case the integration time is too short to properly account for the effect of the secular dynamics (which is also of the order of 10^6 orbital periods).

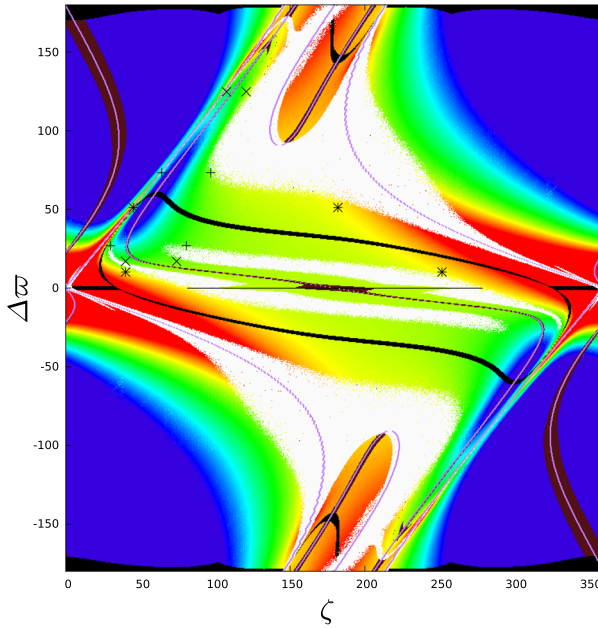


Fig. 14 Variations of the value of the averaged Hamiltonian on \mathcal{V} for $\varepsilon = 10^{-6}$ and $e_1 = e_2 = 0.7$. Initial conditions that led to the ejection of the trajectory from the co-orbital resonance before $1/\varepsilon = 10^6$ orbital periods are displayed in white. Red and blue represent the extrema of the value of Hamiltonian (the scale is not represented because of its nonlinearity). The orbits in the neighbourhood of \mathcal{F}^{sc} , i.e. those verifying (46) with $\varepsilon_V = 10^{-4}$, are represented by brown pixels (the large amount of brown pixels when we get close to the separatrix is due to a slow variation of Z in these areas with respect to the duration of the integration). The purple curves show the result of the semi-analytical method (Eq. 44). The orbits close to \mathcal{F}^{sf} , i.e. those verifying (47) with $\varepsilon_g = 3^\circ$, are represented by black pixels

dynamics (time scale of the order of $1/\varepsilon$), it is not enough to infer the long-term stability of a given orbit.

The long-term stability of the new orbital configurations that are discussed in this work was studied for various values of the masses and eccentricities (Leleu 2016, Sect. 2.5.2): asymmetric horseshoe for $e_1 = e_2 > 0.5$ and $m_1 = m_2 = 10^{-5}m_0$, continuous path between L_4, L_5 and the horseshoe configuration for $e_1 = e_2 = 0.7$ and $m_1 = m_2 = 10^{-6}m_0$, stable orbits near AL_3 for $e_1 = e_2 = 0.7$ and $m_1 = m_2 = 10^{-5}m_0$, and G configuration for $e_1 = e_2 = 0.7$ and $m_1 = m_2 = 10^{-5}m_0$. In these cases, these configurations were stable for duration long with respect to their secular period (over $100/\varepsilon$ orbital period).

The stability was checked by studying the diffusion of the mean mean-motion of the planet m_1 during long-term integrations (Robutel and Laskar 2001). When required by the high values of the eccentricity, we used the variable-step integrator DOPRI (Runge–Kutta (7)8). The agreement between integrators (SABA4 and DOPRI) was also checked.

5 Phase space of eccentric co-orbitals in the case $m_1 \neq m_2$

In this section, we check if the modifications in the phase space observed for the case $m_1 = m_2$ still occur for different mass ratios. We take $m_2 = 3m_1 = 1.5 \times 10^{-5}m_0$. It is important to remember that in this case, the manifolds of initial conditions that we consider are no longer

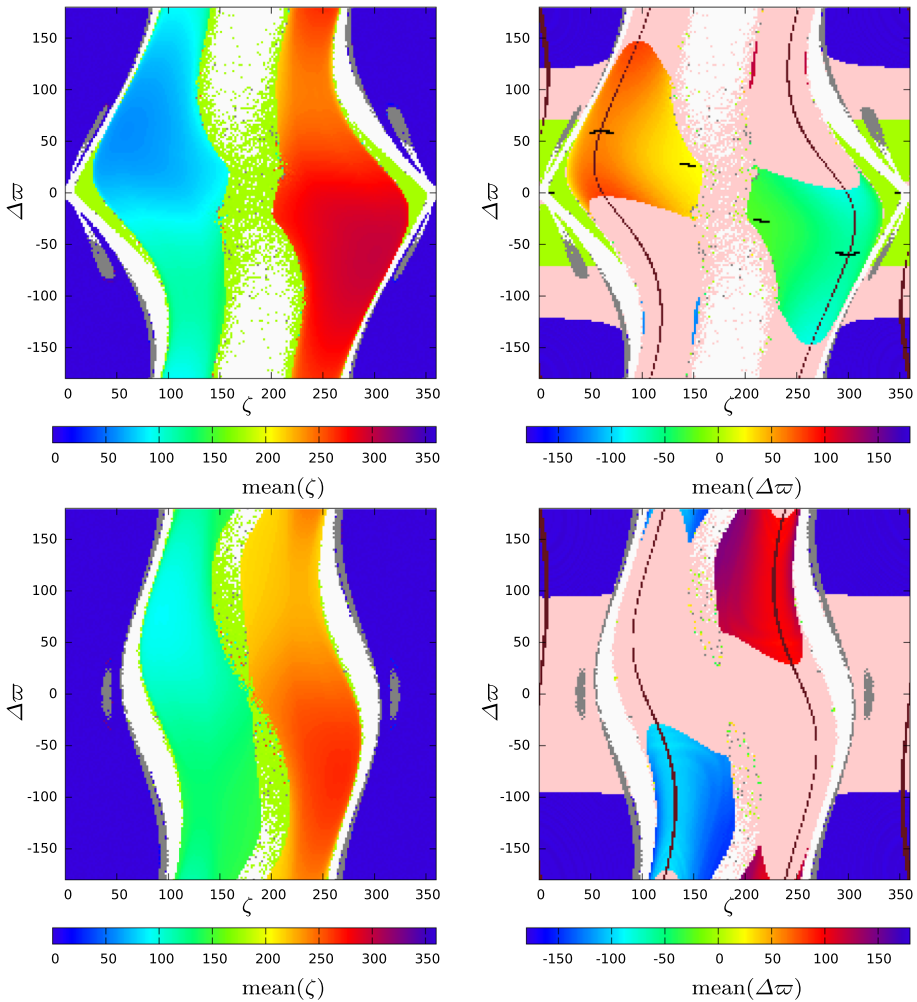


Fig. 15 Grid of initial condition with $a_1 = a_2 = 1 \text{ au}$, $m_2 = 3m_1 = 1.5 \cdot 10^{-5}$ and $e_1 = e_2 = 0.4$ (top), and $e_1 = 0.7$ and $e_2 \approx 0.18$ (bottom, same value of the angular momentum than the case $e_1 = e_2 = 0.4$). The colour code gives the mean value of ζ (left) and the mean value of $\Delta\varpi$ (right). If the angle $\Delta\varpi$ circulates, the salmon colour is displayed instead of the colour code. The orbits in the neighbourhood of \mathcal{F}^{sc} , hence those verifying (46) with $\epsilon_v = 10^{-3.5}$, are represented by brown pixels. The orbits close to \mathcal{F}^{sf} hence those verifying (47) with $\epsilon_g = 3^\circ$ are represented by black pixels. The initial conditions that lead to a diffusion of the mean semi-major axis over $\epsilon_a = 10^{-5.5}$ are displayed in grey

reference manifolds as in Sect. 3.2; they are just sections of the phase space that can miss part of, or entire, co-orbital configurations.

5.1 Moderate eccentricities

In Fig. 15, we show the same information as in Sect. 4.2. In addition, on the right graphs the salmon colour represents the initial conditions of the trajectories for which the angle $\Delta\varpi$ circulates.

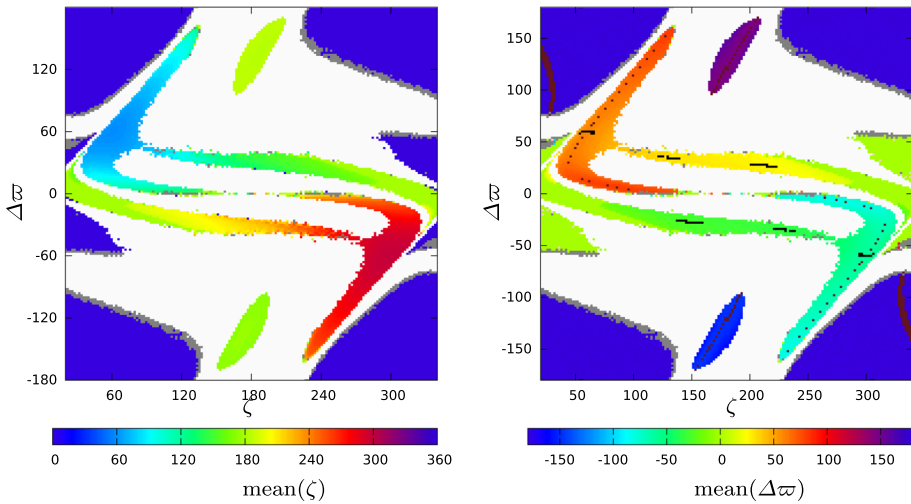


Fig. 16 Grid of initial conditions with $a_1 = a_2 = 1 \text{ au}$, $m_2 = 3m_1 = 1.5 \cdot 10^{-5}$, $e_1 = e_2 = 0.7$. The colour code gives the mean value of ζ (left) and the mean value of $\Delta\varpi$ (right). The orbits in the neighbourhood of \mathcal{F}^{sc} , i.e. those verifying (46) with $\epsilon_v = 10^{-3.5}$, are represented by brown pixels. The orbits close to \mathcal{F}^{sf} , i.e. those verifying (47) with $\epsilon_g = 3^\circ$, are represented by black pixels. The equilibria AL_4 and AL_5 are not in this plane of initial conditions (for the chosen value of angular momentum, they are located in the manifold $e_1 \approx 0.8$, $e_2 \approx 0.6$, see Hadjidemetriou and Voyatzis 2011). The initial conditions that lead to a diffusion of the mean semi-major axis over $\epsilon_a = 10^{-5.5}$ are displayed in grey. These integrations were performed with a time step of 0.001 orbital period. The initial conditions for $\zeta \in [0^\circ : 20^\circ]$ were not integrated to save computer time

On the top graphs, the initial conditions are taken across the plane $e_1 = e_2 = 0.4$, $a_1 = a_2$ (with $m_2 = 3m_1 = 1.5 \times 10^{-5} m_0$). On the left hand side (evolution of the mean value of ζ), the dynamics of the pair (Z, ζ) seems to not change much from the case $m_1 = m_2$ for the same value of the total angular momentum (compare with Fig. 5—bottom). On the right hand graph, we can see that the dynamics of the pair $(\Pi, \Delta\varpi)$ is different from the case $m_1 = m_2$: $\Delta\varpi$ circulates for a large amount of the integrated trajectories (salmon colour). Since some trajectories satisfy the criterion (46), the manifold \mathcal{F}^{sc} seems to be close to this plane of initial conditions. However, the \mathcal{F}^{sf} families depart from it as soon as we quit the neighbourhood of the L_4 equilibrium. This is consistent with the analytic estimation of the position of \mathcal{F}^{sf} (see Leleu 2016, Sect. 2.7.2).

The bottom graphs represent another section of the same phase space, with $e_1 = 0.7$ and $e_2 \approx 0.18$. This plane intersects the phase space closer to the trojan domain librating around the AL_4 equilibrium ($e_1 \approx 0.67$, $e_2 \approx 0.22$ in the linear approximation Eq. 28). Some of the trajectories that take initial conditions on this plane librate around AL_4 (domain centred on $\zeta = 130^\circ$, $\Delta\varpi = -100^\circ$), but none librate around L_4 . Note that for $m_1 \neq m_2$ it may be impossible to pass directly from orbits librating around L_4 to orbits librating around AL_4 as it seems that these areas are separated by a region where $\Delta\varpi$ circulates (checked for $e_1 \in \{0, 0.15, 0.30, 0.55, 0.7\}$ and e_2 such that $J_1 = J_1(e_1 = e_2 = 0.4)$).

Interestingly, although the case $m_2 = 3m_1$ is far from the restricted case, the phase space of both cases possess similar features. One can compare, for example, Figures 7 and 8 in Nesvorný et al. (2002) with Fig. 15 in this paper, which represents different sections of a similar phase space.

5.2 High eccentricities

In Fig. 16, we show the mean value of the angles ζ and $\Delta\varpi$ when the initial conditions are taken across the plane $e_1 = e_2 = 0.65$, $a_1 = a_2$ (with $m_2 = 3m_1 = 1.5 \times 10^{-5}m_0$). In this case, since the integration time step of 0.01 orbital periods ejects too many stable trajectories, we adopt 0.001 orbital periods as time step and slightly reduced the span of initial conditions to save computer time.

The topological change that we described in the case $m_1 = m_2$ occurs in this case as well (compare Fig. 16 with the top graphs in Fig. 10): the stable trojan area around L_4 and L_5 is well separated from those around AL_4 and AL_5 , while asymmetric horseshoe domains emerge, linking the L_4 and L_5 equilibriums. Note that this plane of initial conditions does not intersect the stability domain of the G configuration. In addition, unstable area splits the quasi-satellite domain between the orbit which librates around 0° and those librating around 180° . However, part of this instability may be due to numerical issues, since the eccentricity of the smaller body tends to one at the boundary between the two domains. Finally, no orbit for which $\Delta\varpi$ circulates crosses this plane.

6 Conclusion

We studied the dynamics and stability of eccentric coplanar co-orbitals in the planetary case. We observed the topological changes occurring in the phase space as the eccentricity of the co-orbitals increases, and we linked these changes to the evolution of the position of families of quasi-periodic orbits of non-maximal dimension. These changes were mainly quantified in the case $m_1 = m_2$ since those families are easier to find, but we checked that the evolution of the phase space is qualitatively the same when $m_1 \neq m_2$.

In the case $m_1 = m_2$, we showed that the orbits emanating from the manifold of initial conditions $\mathcal{V} = \{e_1 = e_2, a_1 = a_2\}$ represents a significant part of the orbits of the reduced averaged phase space for a fixed value of the total angular momentum. Hence we only need to integrate orbits emanating from this manifold to explore most of the orbital behaviour of this phase space. From $e_1 = e_2 = 0$ to $e_1 = e_2 \lesssim 0.5$, no major modifications were observed in the phase space with respect to the quasi-circular case: trojan and horseshoe orbits are separated by a separatrix along which $\nu = 0$, and the collision manifold separates the horseshoe orbit from the quasi-satellite ones. As $e_1 = e_2$ increases, the position of these separatrix evolves in the phase space, the stable quasi-satellite area gets larger, while the size of the trojan and horseshoe stable domains decreases.

Around $e_1 = e_2 \approx 0.55$, a first significant modification occurs: the secular frequency g vanishes within the horseshoe domain, splitting it in three domains: The symmetric horseshoes, which are the same that existed in the circular case, and two domains of asymmetric horseshoe, located between the separatrices $g = 0$ and $\nu = 0$. These asymmetric horseshoes blur the difference between horseshoe and tadpole.

Between $0.605 \leq e_1 = e_2 \leq 0.61$, a second major change occurs: the family of quasi-periodic of non-maximal dimension \mathcal{F}^{sc} reconnects, forming a single family going through the eccentric Lagrangian equilibrium L_k and anti-Lagrangian equilibrium AL_k for $k \in \{3, 4, 5\}$. This reconnection leads to an unstable area appearing between the tadpole that were orbiting around L_4 (resp. L_5), and those that are orbiting around AL_4 (resp. AL_5), creating two distinct stable areas. The reconnection of the \mathcal{F}^{sc} opens the way to the reconnection of another family: the \mathcal{F}^{sf} . This family has members in each stable domain, and for

masses small enough, there is a path of stable quasi-periodic orbits of non-maximal dimension that links continuously the trojan domain librating around the L_4 and L_5 equilibrium, to the asymmetric and symmetric horseshoe domains. Finally, we note the presence of a new separatrix $g = 0$ in the trojan domain, beyond which a new stable configuration, that we called G , appears. In this configuration, the difference of the mean longitudes librates around 180° with a significant amplitude ($\sim 100^\circ$), while $\Delta\varpi$ librates around 0° or 180° on a secular time scale with large variations of the quantity $e_1 - e_2$.

Acknowledgements The authors acknowledge financial support from the Observatoire de Paris Scientific Council, CIDMA strategic project UID/MAT/04106/2013, ENGAGE SKA POCI-01- 0145-FEDER-022217 (funded by COMPETE 2020 and FCT, Portugal), and the Marie Curie Actions of the European Commission (FP7-COFUND). Parts of this work have been carried out within the frame of the National Centre for Competence in Research PlanetS supported by the SNSF. This work was granted access to the HPC resources of MesOSL financed by the Region Ile de France and the project Equip@Meso (Reference ANR-10-EQPX-29-01) of the programme Investissements d'Avenir supervised by the Agence Nationale pour la Recherche. The authors thank the referees for useful suggestions that greatly improved the description of the results.

Appendix A: Time scales

The planar 3-body co-orbital problem has 3 time scales: the fast time scale, associated with the mean mean-motion $\eta = \mathcal{O}(1)$, the semi-fast time scale of fundamental frequency $\nu = \mathcal{O}(\sqrt{\varepsilon})$, associated with the evolution of the resonant angle ζ , and the secular time scale of fundamental frequency g_1 and g_2 , of order $\mathcal{O}(\varepsilon)$, associated with the evolution of the eccentricities and the arguments of perihelia. The separation of these time scales is a classical approach for the study of mean motion resonances (Henrard and Caranicolas 1989; Morbidelli 2002; Batygin and Morbidelli 2013; Delisle et al. 2012, 2014).

In theory, this separation allows for two averaging of the Hamiltonian: a first averaging over the fast angle λ_2 that we already considered in Sect. 2.3, and a second one over the semi-fast angle ζ , in order to obtain the secular Hamiltonian. In the double averaged reduced case, we would obtain a 1 degree of freedom Hamiltonian which would describe the secular dynamics of the resonance. It would add an additional parameter J_0 (the action variable associated with the degree of freedom Z, ζ). The canonical transformation for the variables Π and $\Delta\varpi$ associated with this second averaging differs from the identity only with coefficients of the order of $\mathcal{O}(\sqrt{\varepsilon})$ (Morbidelli 2002).

A.1 Adiabatic invariants

In practice, this second averaging is rather difficult because the variables Z and ζ are not close to action-angle variables (Morais 1999, 2001; Beaugé and Roig 2001; Páez and Efthymiopoulos 2015). However, the possibility to do it gives us important information on the dynamics of the system: in the averaged reduced problem (2 degrees of freedom), the evolution of the variables Π and $\Delta\varpi$ is of size $\sqrt{\varepsilon}$ over durations of the order of $1/\nu$, these variables can be considered as constant on a time scale short with respect to $1/g$. For sufficiently low-mass co-orbitals, we can hence consider that the variables Π and $\Delta\varpi$ are adiabatic invariants.

A.2 Interpretation of numerical simulations

The change of coordinate (Eq. 15) from the variables of the planar 3-body problem to the variables of the averaged problem is ε close from identity for all variables except ζ_2 . Similarly,

the perturbations of the semi-fast time scale on the secular variables are of size $\sqrt{\varepsilon}$ (Morbidelli 2002). Thus, if we integrate numerically the full 3-body problem for co-orbital with low enough masses, for quasi-periodic orbits we can consider, on the one hand, the evolution of the variables (Z, ζ) as their evolution in the averaged problem (they are ε close), and on the other hand the evolution of the variables e_j and ϖ_j as their evolution in the secular problem (they are $\sqrt{\varepsilon}$ close).

Appendix B: Reference manifold

In this section, we aim to verify that all the trajectories of the phase space pass as close as we want from the reference manifold \mathcal{V} defined by Eq. (35).

B.1 At first order in e_j

Equation (25) holds at first order in e_j . Hence, for $m_1 = m_2$, all trajectories go through the plane $a_1 = a_2$ twice per period $2\pi/\nu$. On the other hand, near a solution of the circular coplanar case $\zeta(t)$, the equation of variation in the direction (x_j, \tilde{x}_j) , where the x_j are the canonical Poincaré variables defined in Eq. (4), is given by the matrix (Robutel and Pousse 2013):

$$X = \begin{pmatrix} x_1 \\ x_2 \end{pmatrix} \quad \text{et} \quad M(t) = i\varepsilon\eta \frac{m'_1 m'_2}{m_0} \begin{pmatrix} \frac{A(\zeta(t))}{m'_1} & \frac{\bar{B}(\zeta(t))}{\sqrt{m'_1 m'_2}} \\ \frac{B(\zeta(t))}{\sqrt{m'_1 m'_2}} & \frac{A(\zeta(t))}{m'_2} \end{pmatrix}, \tag{36}$$

where A and B depend on the considered trajectory and on the time. For a given trajectory, since $\nu \gg g$, we can obtain an approximation of the secular dynamics in the direction (x_j, \tilde{x}_j) by averaging the expression of this matrix over a period $2\pi/\nu$ with respect to the time t . For equal mass co-orbitals, the symmetries of this matrix give relations of the form:

$$\begin{aligned} x_1 &= \alpha\sqrt{m_2} e^{i(\frac{\pi}{3}+gt)} + \beta\sqrt{m_1} e^{i\frac{\pi}{3}}, \\ x_2 &= -\alpha\sqrt{m_1} e^{igt} + \beta\sqrt{m_2}, \end{aligned} \tag{37}$$

with α and β complexes. Replacing these expression in the one of Π (Eq. 32), and noting $\alpha\bar{\beta} = C e^{ic}$, we obtain:

$$\Pi = (\alpha\bar{\alpha} - \beta\bar{\beta})(m_1 - m_2) - 2C\sqrt{m_1 m_2} \cos(gt + c). \tag{38}$$

On the other hand, we have:

$$\begin{aligned} \Delta\varpi &= \arg(x_1 \bar{x}_2), \quad \text{where} \\ x_1 \bar{x}_2 &= \left[\sqrt{m_1 m_2} (\beta\bar{\beta} - \alpha\bar{\alpha}) + C m_2 e^{i(gt+c)} - C m_1 e^{-i(gt+c)} \right] e^{i\pi/3}. \end{aligned} \tag{39}$$

When $m_1 = m_2$, Π librates around 0 with a frequency g . Using once more the expression (32), we obtain that the quantity $e_1^2 - e_2^2$ behaves like an harmonic oscillator, librating around 0 with the frequency $g = 2|c| = \mathcal{O}(\varepsilon)$. All the trajectories of the phase space hence go through the plane $e_1 = e_2$ twice per period $2\pi/g$.

As long as ν and g are non-resonant, all trajectories get as close as we want to the manifold \mathcal{V} in a finite time.

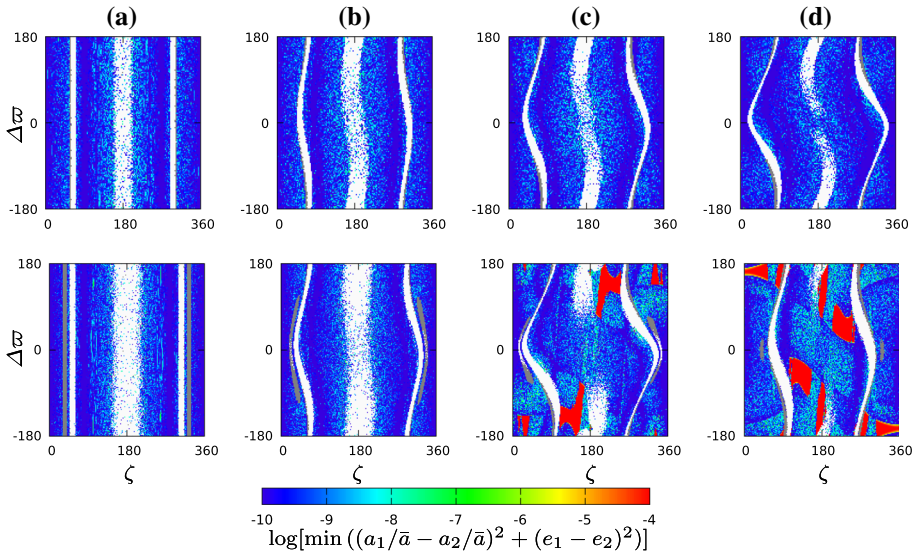


Fig. 17 Minimal value of the quantity $\log \left((a_1/\bar{a} - a_2/\bar{a})^2 + (e_1 - e_2)^2 \right)$ over 10×10^5 orbital periods with a step of 0.01 orbital period and a fixed value of the angular momentum $J_1 (e_1 = e_2 = 0.4)$, with the following initial conditions: $a_1 = a_2 = 1, m_1 = m_2 = 10^{-5} m_0$ for the top row and $m_2 = 3m_1 = 1.5 \cdot 10^{-5}$ for the bottom one. **a** $e_1 = 0.00$ and $e_2 \approx 0.55$; **b** $e_1 = 0.10$ and $e_2 \approx 0.54$; **c** $e_1 = 0.20$ and $e_2 \approx 0.52$; **d** $e_1 = 0.30$ and $e_2 \approx 0.47$. The trajectories ejected before the end of the integration are identified by white pixels. See Sect. 4 for more details about the integrations

B.2 Large eccentricities

We check numerically if the definition $\mathcal{V} = \{a_1 = a_2, e_1 = e_2\}$ holds for higher eccentricities. Note that we consider only trajectories that reach $a_1 = a_2$ on their orbit. To perform this check, we take grids of initial conditions for $\zeta \in [0^\circ : 360^\circ]$ and $\Delta\varpi \in [-180^\circ : 180^\circ]$ and several values of Π for a fixed value of J_1 such that $J_1 = J_1(e_1 = e_2 = 0.4)$. The corresponding values of the eccentricities are given by:

$$e_2 = \sqrt{1 - \frac{2J_1}{\Lambda_1^0} - \sqrt{1 - e_1^2}}. \tag{40}$$

Figure 17 shows the value of $(a_1/\bar{a} - a_2/\bar{a})^2 + (e_1 - e_2)^2$ for several values of Π for $m_1 = m_2$ (top line) and $m_1 \neq m_2$ (bottom line). The integrations are conducted over $10/\varepsilon$ orbital periods, hence only a few times $2\pi/g$ at best. For all initial conditions when $m_1 = m_2$, the criterion

$$\frac{(a_1 - a_2)^2}{\bar{a}^2} + (e_1 - e_2)^2 < \epsilon_\Sigma \tag{41}$$

is met for $\epsilon_\Sigma \approx 10^{-8}$. Although this verification is not exhaustive, it suggests that the chosen reference manifold represents a significant part of the phase space of the averaged reduced problem. However it is possible that, especially at high eccentricities, stable domains appear for which the orbits never reach $e_1 = e_2$ even in the case $m_1 = m_2$, but none was discovered during this study. A study performed in the case $e_1 = e_2 = 0.7$ yielded similar results.

In order to compare with the case $m_1 \neq m_2$, the bottom line of Fig. 17 shows that there are areas of the phase space where the criterion (41) is not verified for $\epsilon'_\Sigma = 10^{-4}$. There are hence orbits in the phase space that are not represented by the trajectories taking their initial conditions on the manifold $\mathcal{V} = \{a_1 = a_2, e_1 = e_2\}$. This is not surprising: we know, for example, that, at least for moderate eccentricities, the position of the AL_4 equilibrium is approximated by $m_1 e_1 = m_2 e_2$. In the case $m_1 \neq m_2$, any trajectory librating sufficiently close to this equilibrium would never cross the $e_1 = e_2$ manifold.

Appendix C: Identification of the \mathcal{F} families

We show here how the separation of the time scales allows us to identify the position of the \mathcal{F} anywhere in the phase space.

C.1 Identification of the \mathcal{F}^{sc} families

The \mathcal{F}^{sc} families are families of periodic orbit of the reduced averaged problem, whose period is associated with the secular time scale. The position of the \mathcal{F}^{sc} families can be identified by studying the critical points of the averaged Hamiltonian. Let us use the hypothesis of adiabatic invariant for the variables Π and $\Delta\varpi$ (see Appendix A): on a short time scale with respect to $1/g$, \mathcal{F}^{sc} is made of orbits that behave as fixed points of the reduced averaged problem. The orbits belonging to \mathcal{F}^{sc} are thus orbits which satisfy:

$$\frac{\partial}{\partial Z} \mathcal{H}_{\mathcal{R},\mathcal{M}} = \frac{\partial}{\partial \zeta} \mathcal{H}_{\mathcal{R},\mathcal{M}} = 0. \tag{42}$$

where Z and ζ are conjugated canonical variables. This is equivalent to:

$$\dot{\zeta} = \dot{Z} = 0. \tag{43}$$

Starting from the reduced Hamiltonian (Sect. 3.1), we can estimate the value of the averaged Hamiltonian at any point of the phase space by doing a numerical averaging over the fast angle Q . We can identify the orbits belonging to \mathcal{F}^{sc} by finding the orbits for which $\dot{Z} = 0$ on the manifold $\dot{\zeta} = 0$. For a given value of the constants Π and $\Delta\varpi$, we take a grid of values for ζ and estimate the averaged Hamiltonian at each point. We can then have the approximate position of the points where $\dot{Z} = 0$ by finding the positions on the grid where the equation

$$\frac{\partial}{\partial \zeta} \mathcal{H}_{\mathcal{R},\mathcal{M}}|_{\zeta=\zeta_k} \times \frac{\partial}{\partial \zeta} \mathcal{H}_{\mathcal{R},\mathcal{M}}|_{\zeta=\zeta_{k+1}} < 0 \tag{44}$$

is satisfied, with

$$\frac{\partial}{\partial \zeta} \mathcal{H}_{\mathcal{R},\mathcal{M}}|_{\zeta=\zeta_k} = \frac{\mathcal{H}_{\mathcal{R},\mathcal{M}}(Z, \zeta_{k+1}, \Delta\varpi, \Pi) - \mathcal{H}_{\mathcal{R},\mathcal{M}}(Z, \zeta_{k-1}, \Delta\varpi, \Pi)}{|\zeta_{k+1} - \zeta_{k-1}|}. \tag{45}$$

Note that it is not guaranteed that the associated trajectory in the full 3-body problem is quasi-periodic.

Alternatively, numerical integrations allow us to determine an empiric criterion for a numerical determination of the position of \mathcal{F}^{sc} . In the various integrations that we computed through this study, we noted that the amplitude of variation of Z (hence $a_1 - a_2$) seems not to be impacted much by the frequency g . We hence make the hypothesis that if an orbit in a regular area of the phase space verifies the condition

$$(\max(Z) - \min(Z)) < \epsilon_v, \tag{46}$$

with $\epsilon_v \propto \sqrt{\epsilon}$, this orbit is in the neighbourhood of the manifold \mathcal{F}^{sc} . One can check in Figs. 5, 6, 7, 8, 9, 10, 11, 12, 13 and 14, where the quasi-periodic orbits that verify Eq. (46) are identified by brown pixels, and the point of the phase space satisfying Eq. (42) is identified by purple dots that both methods yield very similar results in the regular area of the phase space.

C.2 Application in the case $m_1 = m_2$

We can apply the research of the critical points of the Hamiltonian to identify the position of \mathcal{F}^{sc} in the case $m_1 = m_2$. We assume that, as it is the case for circular co-orbitals, the manifold $\dot{\zeta} = 0$ is located at $Z = 0$. We know that the equilibria L_k and AL_k are all located in the plane $\Pi = 0$ ($e_1 = e_2$). We can hence explore the manifold $\mathcal{V} = \{Z, \zeta, \Pi, \Delta\varpi / Z = \Pi = 0\}$. We chose a grid of initial condition for ζ and $\Delta\varpi$ with a step of 0.5° , and we compute numerically the averaged Hamiltonian at each point of the grid. In Fig. 4, we show all the points of \mathcal{V} that verify the condition (44). Each graph corresponds to a different value of the total angular momentum (different value of $e_1 = e_2$).

C.3 Identification of the \mathcal{F}^{sf} families

The \mathcal{F}^{sf} families are families of periodic orbits of the reduced averaged problem, whose period is associated with the semi-fast (resonant) time scale. The method developed in Sect. C.1 cannot be used directly to determine the position of the \mathcal{F}^{sf} manifold because it requires to numerically average the Hamiltonian over the semi-fast angle ζ , which is somehow laborious, see Sect. A.

However, the evolution of the variables $\Delta\varpi$ and Π during the numerical integrations of the 3-body problem is $\mathcal{O}(\sqrt{\epsilon})$ close to their evolution in the secular problem (see Sect. A). Since the orbits belonging to \mathcal{F}^{sf} are fixed points of the 1-degree of freedom secular problem, we make the following hypothesis: all orbits in a regular area of the phase space (far from the separatrix, the chaotic and the unstable areas) that verify

$$(\max(\Delta\varpi) - \min(\Delta\varpi)) < \epsilon_g, \quad (47)$$

with $\epsilon_g \propto \sqrt{\epsilon}$ are in the neighbourhood of \mathcal{F}^{sf} . One can check that such orbits (represented by black pixel in Figs. 5, 6, 7, 8, 9, 10, 11, 12, 13 and 14) are indeed in the neighbourhood of the analytical approximation of the positions of the \mathcal{F}^{sf} families, see Leleu (2016, Sect. 2.7.2).

References

- Batygin, K., Morbidelli, A.: Analytical treatment of planetary resonances. *Astron. Astrophys.* **556**, A28 (2013)
- Beaugé, C., Roig, F.: A semianalytical model for the motion of the trojan asteroids: proper elements and families. *Icarus* **153**, 391–415 (2001)
- Charlier, C.V.L.: Über den Planeten 1906 TG. *Astron. Nachr.* **171**, 213 (1906)
- Delisle, J.-B., Laskar, J., Correia, A.C.M.: Resonance breaking due to dissipation in planar planetary systems. *Astron. Astrophys.* **566**, A137 (2014)
- Delisle, J.-B., Laskar, J., Correia, A.C.M., Boué, G.: Dissipation in planar resonant planetary systems. *Astron. Astrophys.* **546**, A71 (2012)
- Dermott, S.F., Murray, C.D.: The dynamics of tadpole and horseshoe orbits. I - Theory. *Icarus* **48**, 1–11 (1981)
- Érdi, B.: An asymptotic solution for the trojan case of the plane elliptic restricted problem of three bodies. *Celest. Mech.* **15**, 367–383 (1977)

- Érdi, B., Nagy, I., Sándor, Z., Süli, Á., Fröhlich, G.: Secondary resonances of co-orbital motions. *MNRAS* **381**, 33–40 (2007)
- Ford, E.B., Gaudi, B.S.: Observational constraints on Trojans of transiting extrasolar planets. *Astrophys. J. Lett.* **652**, 137–140 (2006)
- Garfinkel, B.: Theory of the Trojan asteroids. I. *Astron. J.* **82**, 368–379 (1977)
- Gascheau, G.: Examen d'une classe d'équations différentielles et application à un cas particulier du problème des trois corps. *C. R. Acad. Sci. Paris* **16**(7), 393–394 (1843)
- Gastineau, M., Laskar, J.: Trip: a computer algebra system dedicated to celestial mechanics and perturbation series. *ACM Commun. Comput. Algebra* **44**(3/4), 194–197 (2011)
- Giuppone, C.A., Beaugé, C., Michtchenko, T.A., Ferraz-Mello, S.: Dynamics of two planets in co-orbital motion. *MNRAS* **407**, 390–398 (2010)
- Giuppone, C.A., Benitez-Llambay, P., Beaugé, C.: Origin and detectability of co-orbital planets from radial velocity data. *MNRAS* (2012)
- Hadjidemetriou, J.D., Psychoyos, D., Voyatzis, G.: The 1/1 resonance in extrasolar planetary systems. *Celest. Mech. Dyn. Astron.* **104**, 23–38 (2009)
- Hadjidemetriou, J.D., Voyatzis, G.: The 1/1 resonance in extrasolar systems. Migration from planetary to satellite orbits. *Celest. Mech. Dyn. Astron.* **111**, 179–199 (2011)
- Henrard, J., Caranicolas, N.D.: Motion near the 3/1 resonance of the planar elliptic restricted three body problem. *Celest. Mech. Dyn. Astron.* **47**, 99–121 (1989)
- Laskar, J.: The chaotic motion of the solar system: a numerical estimate of the size of the chaotic zone. *Icarus* **88**, 266–291 (1990)
- Laskar, J., Robutel, P.: Stability of the planetary three-body problem I: expansion of the planetary hamiltonian. *Celest. Mech. Dyn. Astron.* **62**, 193–217 (1995)
- Laskar, J., Robutel, P.: High order symplectic integrators for perturbed Hamiltonian systems. *Celest. Mech. Dyn. Astron.* **80**, 39–62 (2001)
- Leleu, A.: Dynamics of co-orbital exoplanets. PhD thesis (2016)
- Leleu, A., Robutel, P., Correia, A.C.M.: Detectability of quasi-circular co-orbital planets: application to the radial velocity technique. *Astron. Astrophys.* **581**, A128 (2015)
- Leleu, A., Robutel, P., Correia, A.C.M., Lillo-Box, J.: Detection of co-orbital planets by combining transit and radial-velocity measurements. *Astron. Astrophys.* **599**, L7 (2017)
- Liouville, J.: Sur un cas particulier du problème des trois corps. *C. R. Acad. Sci. Paris* **14**, 503–506 (1842)
- Meyer, K.R., Hall, G.R.: Introduction to Hamiltonian Dynamical Systems and the n-Body Problem. Springer, Berlin (1992)
- Michtchenko, T.A., Ferraz-Mello, S., Beaugé, C.: Modeling the 3-d secular planetary three-body problem. *Icarus* **181**, 555–571 (2006)
- Mikkola, S., Innanen, K., Wiegert, P., Connors, M., Brasser, R.: Stability limits for the quasi-satellite orbit. *Mon. Not. R. Astron. Soc.* **369**, 15–24 (2006)
- Morais, M.H.M.: A secular theory for Trojan-type motion. *Astron. Astrophys.* **350**, 318–326 (1999)
- Morais, M.H.M.: Hamiltonian formulation of the secular theory for Trojan-type motion. *Astron. Astrophys.* **369**, 677–689 (2001)
- Morais, M.H.M., Namouni, F.: Retrograde resonance in the planar three-body problem. *Celest. Mech. Dyn. Astron.* **117**, 405–421 (2013)
- Morbidelli, A.: Modern Celestial Mechanics : Aspects of Solar System Dynamics. Taylor & Francis, London (2002). ISBN 0415279399
- Namouni, F.: Secular interactions of coorbiting objects. *Icarus* **137**, 293–314 (1999)
- Nauenberg, M.: Stability and eccentricity for two planets in a 1:1 resonance, and their possible occurrence in extrasolar planetary systems. *Astron. J.* **124**, 2332–2338 (2002)
- Nesvorný, D., Thomas, F., Ferraz-Mello, S., Morbidelli, A.: A perturbative treatment of the co-orbital motion. *Celest. Mech. Dyn. Astron.* **82**(4), 323–361 (2002)
- Páez, R.I., Efthymiopoulos, C.: Trojan resonant dynamics, stability, and chaotic diffusion, for parameters relevant to exoplanetary systems. *Celest. Mech. Dyn. Astron.* **121**, 139–170 (2015)
- Pousse, A., Robutel, P., Vienne, A.: On the co-orbital motion in the planar restricted three-body problem: the quasi-satellite motion revisited. *Celest. Mech. Dyn. Astron.* (2017)
- Roberts, G.: Linear stability of the elliptic Lagrangian triangle solutions in the three-body problem. *JDIFE* **182**, 191–218 (2002)
- Robutel, P., Gabern, F.: The resonant structure of Jupiter's Trojan asteroids I: long-term stability and diffusion. *MNRAS* **372**, 1463–1482 (2006)
- Robutel, P., Laskar, J.: Frequency map and global dynamics in the solar system I: short period dynamics of massless particles. *Icarus* **152**, 4–28 (2001)

- Robutel, P., Niederman, L., Pousse, A.: Rigorous treatment of the averaging process for co-orbital motions in the planetary problem. *Comput. Appl. Math.* **35**(3), 675–699 (2016)
- Robutel, P., Pousse, A.: On the co-orbital motion of two planets in quasi-circular orbits. *Celest. Mech. Dyn. Astron.* **117**, 17–40 (2013)
- Sidorenko, V., Artemiev, A., Neishtadt, A., Zelenyi, L.: Quasi-satellite orbits in general context of dynamics at 1:1 mean motion resonance: a perturbative treatment (2014)