

## Cruising: Impact Factor Data

Kenneth J. Zucker · James M. Cantor

Published online: 19 November 2009  
© Springer Science+Business Media, LLC 2009

In this Editorial, we provide an update on the *Journal's* operations (Zucker & Cantor, 2003, 2005, 2006, 2008).

### Submissions and Disposition

Figure 1 shows the number of original submissions to the *Journal* between 2002 and 2008. In 2008, *Archives* crossed the 200 new submission barrier for the first time. At the time of penning this Editorial, the projected submission rate for 2009 is 235.

Figure 2 shows the Editorial decision data for the original submissions as a function of year (2002–2008). The percentage of manuscripts that were accepted or provisionally accepted ranged from 12.4 to 21.2%; the percentage of manuscripts that were subject to major revision ranged from 33.9 to 47.5%; and the percentage of manuscripts that were rejected ranged from 31.2 to 57.7%. A 7 (year)  $\times$  3 (decision) chi-square test was statistically significant,  $\chi^2(12) = 30.26, p < .01$ . Visual inspection of Fig. 2 suggests that this was accounted for, in part, by the increase in the percentage of rejected submissions in 2008 and a decrease in the percentage of manuscripts that were in the major revision category. Interestingly, the percentage of accepted or

provisionally accepted manuscripts has not changed over this 7-year period,  $\chi^2(6) = 6.21, ns$ . Thus, the percentage of manuscripts that were accepted or provisionally accepted appears unrelated to the absolute increase in submission number.

An important question pertains to the fate of the manuscripts with an Editorial decision of “major revision” (revise and resubmit). As noted in our last Editorial (Zucker & Cantor, 2008), about 50% of these manuscripts wind up being resubmitted to the *Journal*, and almost all of these are accepted for publication. The remaining 50% are not resubmitted to the *Journal*: They either wind up in the file drawer or in other periodicals, but we do not have data on their fate. *More* per se is not *better*; however, with the increase in submissions this means that the queue for publication is longer. This points to the importance of advance online publication, which has been operational now for several years. Interested readers can track papers that are online first ahead of print by simply typing the name of the journal when accessing PubMed or the Springer link to *Archives*. The *Journal* has accommodated the increased number of accepted manuscripts, in part, with an increase in allocated page numbers—1000 for 2009 (see also below).

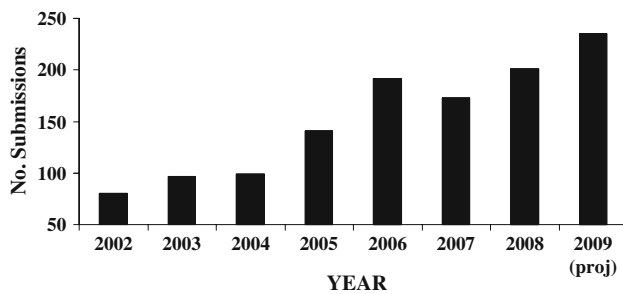
### The Impact Factor

Calculated each year by the Institute for Scientific Information (ISI), a journal's impact factor (IF) for a given year is a measure of the frequency with which its recent articles are cited on average during that year. “Recent” refers to the two prior calendar years. Thus, *Archives'* 2008 IF is the number of times that its 2007 and 2006 articles were cited in 2008, divided by the number of articles the *Archives* published in 2006 and 2007. Although the IF is the best known metric for citation analysis, there are other measures, including the Immediacy Index (II) and the Cited Half-Life (CHL). The II

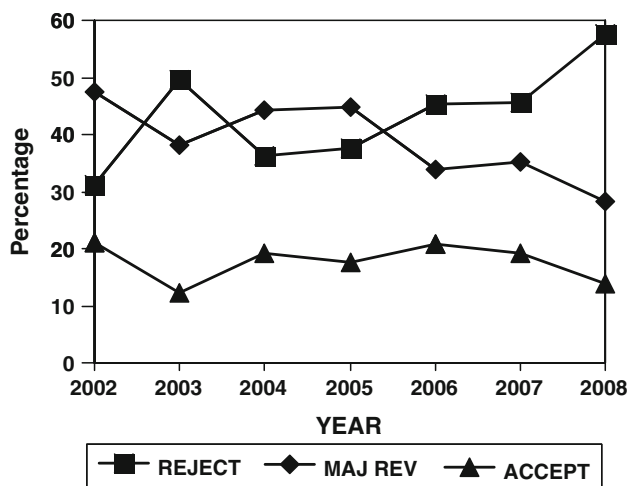
---

K. J. Zucker (✉)  
Gender Identity Service, Child, Youth, and Family Program,  
Centre for Addiction and Mental Health, 250 College Street,  
Toronto, ON M5T 1R8, Canada  
e-mail: Ken\_Zucker@camh.net

J. M. Cantor  
Law and Mental Health Program, Centre for Addiction and Mental  
Health, Toronto, ON, Canada



**Fig. 1** Number of submissions (2002–2009)



**Fig. 2** Manuscript disposition after initial submission (2002–2008)

is a measure of how frequently the journal's "average article" is cited the same year in which it is published. Thus, the II for a year is calculated as the number of times articles from that journal are cited during that year, divided by the number of articles that journal published that year. The CHL is a measure of the longevity of the frequency of citations to articles in the journal, that is, for how long the average article maintains its currency. The CHL for a year is determined by the time required to account for a cumulative total of 50% of that year's citations to the journal.

Tables 1 and 2 show the IF of the sex and gender periodicals, broadly defined, for the years 2007 and 2008. For these two years, the *Archives* has shown a stable IF, surpassing the previous bests of 2.29 in 2004 and 2.19 in 2006. Hopefully, we are now on some kind of cruise control, but increased impact tumescence is welcomed (Fig. 3). For 2008, of 1,980 Social Science journals, *Archives* was ranked 212th (89th

percentile) and, of 88 journals classified under Psychology (Clinical), *Archives* was ranked 21st (76th percentile). Starting next year, the *Archives* will also be classified under the Interdisciplinary category. Had it been classified under this category in 2008, it would have ranked 2nd out of 61 periodicals.

## Transitions

In this final issue for 2009, the careful reader of the inside cover will detect some changes to the Editorial Board. Drs. Julia R. Heiman (1979–2009) and Cindy M. Meston (2002–2009) have stepped down from the Board. As many readers know, Dr. Heiman has been the Director of the Kinsey Institute for Research in Sex, Gender, and Reproduction at Indiana University since 2004, and her many responsibilities there have had, understandably, resulted in a reordering of priorities. Thirty years as a reviewer for *Archives* strikes us as a reasonable demonstration of commitment to the *Journal's* well-being. Of the current Board, only Peter M. Bentler has had a longer tenure. When the *Journal* first began publishing in 1971, there were 6 Associate Editors and 13 Editorial Board members. All were men. When Heiman joined the Board, she had been preceded by only 6 other women (Anke A. Ehrhardt, Evelyn Hooker, Diane S. Fordney-Settlage, Suzanne Chevalier-Skolnikoff, Georgiana Seegar Jones, and Phyllis A. Katz). The Board's current 2:1 ratio of men to women is, hopefully, a decent reflection of the contemporary gender balance among sexological researchers. Maybe Dylan had it right: "The times they are a-changin'."

With this issue, please welcome the appointment of 10 new members to the Board: José A. Bauermeister, Paul Enzlin, Melissa A. Farmer, Christian Grov, Tuuli M. Kukkonen, Robin Milhausen, David A. Moskowitz, Miguel Muñoz-Laboy, Nicole Prause, and Doug P. VanderLaan.

It is a pleasure to announce that, effective 2010, Dr. James M. Cantor has been appointed as Editor of *Sexual Abuse: A Journal of Research and Treatment*, and Dr. Jacques J. D. M. van Lankveld has been appointed as Editor of the *Annual Review of Sex Research* (which is now being published as a special issue of *Journal of Sex Research*).

Lastly, let us note that the publisher has authorized an increase in the number of published pages/volume. For 2010, the number of published pages will increase from 1000 to 1100+. For this, we owe our continued thanks to Carol Bischoff at Springer for her steady commitment to the success of the *Journal*.

**Table 1** Impact factor for the year 2007: Sex- and gender-related journals ( $N = 45$ )

Journal	Impact factor	2007 total cites	2007 articles	Immediacy index	Cited half-life
Archives of Sexual Behavior	2.393	1644	65	0.723	7.8
Journal of Sexual Medicine	6.199	1990	199	1.357	1.9
AIDS	5.842	19479	437	1.133	5.5
Psychoneuroendocrinology	4.442	4656	132	0.470	5.4
Menopause	3.672	2108	122	1.344	3.6
Hormones and Behavior	3.401	4334	156	0.494	5.6
Fertility and Sterility	3.168	18567	376	0.694	7.1
International Journal of Andrology	3.040	1767	62	0.581	6.5
Perspectives in Sexual and Reproductive Health	2.933	499	22	0.182	3.6
Sexually Transmitted Diseases	2.928	4039	177	0.571	5.7
Sexually Transmitted Infections	2.616	2728	136	0.743	4.3
Evolution and Human Behavior	2.529	1060	54	0.537	5.7
AIDS Patient Care and STDs	2.400	1193	105	0.248	4.0
AIDS and Behavior	2.310	986	119	0.378	3.9
International Journal of Impotence Research	2.059	1902	88	0.523	5.0
Journal of Sex & Marital Therapy	1.902	1032	26	0.923	6.9
AIDS Care	1.836	2299	191	0.277	5.3
Sexual Abuse: A Journal of Research and Treatment	1.643	482	25	0.200	5.5
Journal of Women's Health	1.522	865	130	0.092	3.7
Gender and Society	1.400	1029	33	0.121	9.7
AIDS Education and Prevention	1.359	1217	42	0.048	6.1
International Journal of STD and AIDS	1.300	2212	214	0.173	5.2
Psychology of Women Quarterly	1.253	1403	36	0.167	>10.0
Journal of Sex Research	1.246	1274	34	0.118	9.0
Culture, Health, and Sexuality	1.236	281	41	0.073	4.3
Journal of Psychosomatic Obstetrics and Gynecology	0.951	627	21	0.095	9.2
GLQ: A Journal of Gay and Lesbian Studies	0.778	159	20	0.050	>10.0
Gender and Education	0.743	370	40	0.075	6.9
European Journal of Women's Studies	0.698	98	18	0.056	–
Signs	0.671	730	40	0.075	>10.0
Sex Roles	0.652	2670	159	0.050	9.8
International Journal of Fertility and Women's Medicine	0.556	216	4	0.000	5.9
Journal of Gender Studies	0.441	77	17	0.000	–
Feminism and Psychology	0.429	263	39	0.205	7.1
Women's Studies International Forum	0.380	380	42	0.024	7.4
Asian Journal of Women's Studies	0.360	20	14	0.000	–
Sexuality and Disability	0.275	181	24	0.000	8.3
Australian Feminist Studies	0.213	78	25	0.080	–
Journal of the History of Sexuality	0.194	86	17	0.000	>10.0
Journal of Homosexuality	0.159	598	33	0.000	>10.0
Feminist Review	0.129	181	27	0.000	>10.0
Frontiers: Journal of Women's Studies	0.118	52	19	0.000	–
Women and Therapy	0.080	134	21	0.000	>10.0
Feminist Studies	0.078	246	13	0.000	>10.0
Sexual Development	N/A	14	38	0.342	–

*Note:* Total Cites means the number of references cited in the articles published in the journal in 2007. Immediacy Index means cites in 2007 to articles published in 2007/number of articles published in 2007. Cited half-life is the median age of its articles cited in the current year. Half of the citations to the journal are to articles published within the cited half-life

**Table 2** Impact factor for the year 2008: Sex- and gender-related journals ( $N = 47$ )

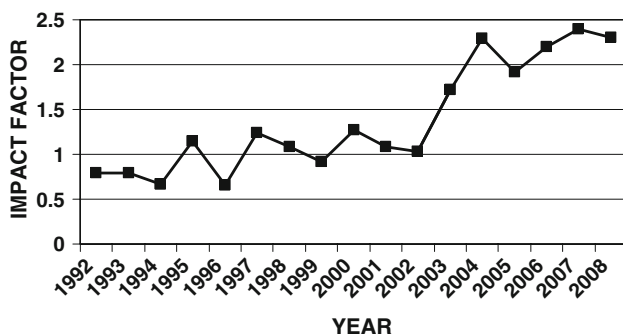
Journal	Impact factor	2008 total cites	2008 articles	Immediacy index	Cited half-life
Archives of Sexual Behavior	2.300	2015	73	0.712	7.6
AIDS	5.460	20159	353	1.309	5.7
Journal of Sexual Medicine	5.393	2803	317	0.678	2.3
Perspectives in Sexual and Reproductive Health	4.533	758	28	0.286	4.4
Fertility and Sterility	4.167	21960	573	0.663	7.2
International Journal of Andrology	4.021	2052	70	0.986	6.0
Hormones and Behavior	3.876	5638	170	0.718	5.7
Psychoneuroendocrinology	3.788	5521	146	0.418	5.7
Menopause	3.452	2223	157	0.783	3.7
AIDS Reviews	3.268	489	21	0.333	4.3
Sexually Transmitted Diseases	2.863	4677	182	0.791	5.8
AIDS and Behavior	2.729	1388	117	0.513	3.4
Evolution and Human Behavior	2.584	1376	52	0.596	5.7
Sexually Transmitted Infections	2.571	3152	150	0.760	4.7
AIDS Patient Care and STDs	2.392	1489	97	0.309	4.1
International Journal of Impotence Research	2.276	2151	88	0.534	5.1
Journal of Sex & Marital Therapy	2.214	1272	27	0.519	7.1
Journal of Women's Health	1.943	1214	153	0.124	3.8
Psychology of Women Quarterly	1.671	1591	38	0.184	>10.0
Journal of Psychosomatic Obstetrics and Gynecology	1.585	729	37	0.027	8.1
AIDS Education and Prevention	1.505	1228	43	0.116	6.4
AIDS Care	1.466	2601	167	0.168	5.5
Gender and Society	1.387	1322	29	0.655	10.0
Journal of Sex Research	1.373	1462	33	0.091	9.0
Culture, Health, and Sexuality	1.367	377	62	0.194	3.8
Gender, Place, and Culture	1.165	482	31	0.129	6.4
Sexual Abuse: A Journal of Research and Treatment <sup>a</sup>	1.151	472	N/A	N/A	6.1
European Journal of Women's Studies	1.139	132	20	0.150	4.5
International Journal of STD and AIDS	1.075	2389	224	0.246	5.8
Sexual Development	1.000	45	26	0.231	
Women & Health	0.941	1229	47	0.085	8.2
Gender and Education	0.782	356	38	0.079	6.5
Sex Roles	0.743	3226	147	0.150	9.8
Journal of Homosexuality	0.590	827	54	0.148	>10.0
Feminism and Psychology	0.569	287	33	0.030	7.1
GLQ: A Journal of Gay and Lesbian Studies	0.487	163	32	0.094	6.8
Feminist Review	0.407	209	24	0.000	>10.0
Journal of Gender Studies	0.394	83	25	0.120	
Women's Studies International Forum	0.394	441	48	0.021	8.6
Signs	0.356	872	59	0.017	>10.0
Sexuality and Disability	0.311	185	21	0.000	8.6
Women and Therapy	0.222	192	20	0.000	>10.0
Feminist Studies	0.184	306	24	0.000	>10.0
Australian Feminist Studies	0.167	75	35	0.143	

**Table 2** continued

Journal	Impact factor	2008 total cites	2008 articles	Immediacy index	Cited half-life
Frontiers: Journal of Women's Studies	0.158	86	14	0.071	
Asian Journal of Women's Studies	0.154	35	17	0.000	
Journal of the History of Sexuality	0.062	111	15	0.133	8.7

*Note:* Total Cites means the number of references cited in the articles published in the journal in 2008. Immediacy Index means cites in 2008 to articles published in 2008/number of articles published in 2008. Cited half-life is the median age of its articles cited in the current year. Half of the citations to the journal are to articles published within the cited half-life

<sup>a</sup> The Impact Factor appears to be artificially low due “to the late arrival of journal issues published within 2008” to the ISI Web of Knowledge database, likely a result in a change of publisher (e-letter from C. Allmon to J. Cantor, July 6, 2009). An attempt to calculate the IF by hand using the ISI database suggests an actual impact factor of 1.623 (e-letter from J. Cantor to K. J. Zucker, July 22, 2009)

**Fig. 3** Impact factor (1992–2008)

## References

- Zucker, K. J., & Cantor, J. M. (2003). The numbers game: The impact factor and all that jazz [Editorial]. *Archives of Sexual Behavior*, *32*, 3–5.
- Zucker, K. J., & Cantor, J. M. (2005). The impact factor: “Goin’ up” [Editorial]. *Archives of Sexual Behavior*, *34*, 7–9.
- Zucker, K. J., & Cantor, J. M. (2006). The impact factor: The *Archives* breaks from the pack [Editorial]. *Archives of Sexual Behavior*, *35*, 7–9.
- Zucker, K. J., & Cantor, J. M. (2008). The *Archives* in the era of online first ahead of print [Editorial]. *Archives of Sexual Behavior*, *37*, 512–516.