

# Promoting regional development bank complementarity: challenges to Asia and lessons from Europe

Xianbai Ji<sup>1,2</sup>

Received: 25 July 2016 / Accepted: 14 December 2016 /

Published online: 24 December 2016

© Springer-Verlag Berlin Heidelberg 2016

**Abstract** As the international development finance architecture decentralises, a plethora of regional multilateral development banks (MDBs) emerge. The institutional landscape in Asia is transforming with the establishment of the Asian Infrastructure Investment Bank (AIIB). This paper aims to shed light on the horizontal relationship between the traditional development actor, the Asian Development Bank (ADB), and the nascent AIIB. Based on the collaborative experiences of the European Investment Bank (EIB) and the European Bank for Reconstruction and Development (EBRD), this article recommends that ADB and the AIIB should form tri-partite coordination mechanism to promote cooperation, develop complementary portfolios in terms of sectoral exposure and geographical coverage and co-fund projects to catalyse greater inter-agency cooperation. The resulting synergies will stitch the two institutions into an interdependent and coherent development finance structure in Asia and beyond.

## Introduction

The centralised global economic architecture built on the foundation of the key Bretton Woods institutions is undergoing structural shifts with the emergence of new regional and non-traditional institutions (Rana 2014). In the field of international development financing, the decentralisation process manifests itself partly in the successive founding of regional multilateral development banks (MDBs), which are formed by a group of countries to stimulate economic and social

---

✉ Xianbai Ji  
xji005@e.ntu.edu.sg

<sup>1</sup> S. Rajaratnam School of International Studies, Nanyang Technological University, 50 Nanyang Avenue, Singapore 639798, Singapore

<sup>2</sup> European Union Centre in Singapore, 11 Slim Barracks Rise, #06-01 Executive Centre (NTU@one-north), Singapore 138664, Singapore

progress in developing countries by mobilising international finance and developmental knowledge. For the past decades, the World Bank Group has played the leading role in fighting poverty and raising standard of living worldwide, but it is also becoming overly rigid, aloof, bureaucratic and dominated by the interests of the developed, non-borrowing shareholding countries (Wihtol 2014). Regional development banks in which developing countries are both clients and shareholders are trumpeted to be responsive, flexible, innovative and apolitical (Griffith-Jones et al. 2008).

While regional institutions indeed have brought relief to some of the pressing concerns that afflict countries in need of foreign development assistance, they also pose new challenges to the already complex ecosystem of development finance. For one, development solutions prescribed by regional banks should strive to be coherent globally to spur positive spill-overs. For another, MDBs should not undercut each other by triggering off unhealthy competition. These two challenges are intimately intertwined—MDBs cannot serve as building blocks of an efficient global system unless there are sufficient synergies among themselves and vice versa. Given the anarchic environment in which international bureaucracies act (Grieco 1988) and MDB's tendency to expand mandates over time, a feature known as “mission creep” (Prada 2014), coordination and cooperation between regional banks based on such principles as additionality, complementarity and comparative advantage should be consciously promoted.

In this context, it is worthwhile to examine the increasingly crowded development finance landscape in Asia, where traditional donors have been the World Bank and its regional spin-off, the Asian Development Bank (ADB). The issue of donor coordination, or lack thereof, surfaced with the advent of the Asian Infrastructure Investment Bank (AIIB). While much effects have been made to encourage vertical collaboration between the World Bank and ADB (see for example, Nehru 2014), this article aims to shed light on the horizontal relationship between ADB and the AIIB and makes recommendations on how to promote coordination at the institutional level, cooperation at the portfolio level and co-optation at the project level. It argues that there are relevant lessons to be drawn by Asian institutions from their European counterparts. After all, for more than two decades, Europe was the only continent that is home to two leading regional MDBs—the Luxembourg-based European Investment Bank (EIB) and the London-headquartered European Bank for Reconstruction and Development (EBRD).

Based mainly on the four MDBs' corporate publications, press releases, project databases, websites and other public available literature, the paper is structured in the following manner. The first section provides an overview of the four MDBs concerned. “**Tri-partite coordination**” section discusses how to smoothen inter-institutional coordination through tri-partite development partnership. “**Sectoral complementarities**” and “**Geographical division of labour**” sections elaborate on the experiences in Europe, and prospect in Asia, of nurturing complementary loan portfolios in terms of sectoral distribution and geographical coverage, respectively. “**Project co-financing**” section zooms in to the project level and explains how co-financing could be a pragmatic first step towards a congenial inter-bank relationship in Asia. The last section concludes.

## Overview of the four MDBs

### European Investment Bank

The EIB is the world's oldest regional MDB and the largest multilateral lending institution by volume. It was created in 1958 by the Treaty of Rome and now operates under a general mandate of supporting sound and sustainable investments within the European Union (EU) and beyond in the interest of the 28-nation bloc.

Presiding over a vast capital base of €243 billion, the EIB Group, consisting of the EIB and the European Investment Fund (EIF) dedicated to small- and medium-sized enterprises (SMEs), lent €84.5 billion and leveraged an additional €50 billion in 2015. To put the figures in context, the World Bank's capital base is \$252.8 billion, and its loans in the fiscal year 2015 were \$42.5 billion. As the "EU's bank", the EIB's core business is to serve the EU's internal objectives including balanced growth, economic integration and social cohesion. But around 10 % of its annual investment (€7.8 billion in 2015) is allocated to operations outside the EU to fulfil Brussels' foreign policy priorities.

To the extent that the EIB is a statutory body of the EU, its decision-making procedure follows the double majority principle instituted by the Lisbon Treaty. For a decision to be adopted at the EIB, a favourable vote of the majority of the board members *and* the majority of the subscribed capital are required. In certain policy areas, a qualified majority—18 votes and 68 % of the capital—is mandatory. However, in practice, consensus decision-making is the norm.

### European Bank for Reconstruction and Development

The EBRD was founded in 1991 to be the first post-Cold War multilateral institution. The historic mission of the EBRD was to assist former communist countries from Central and Eastern Europe and ex-Soviet Republics to transit from command economies to free market economies. Over the past decades, the EBRD has earned a reputation for its expertise on decentralisation, de-monopolisation, de-regulation, privatisation, legalisation and non-traditional development intervention in areas such as nuclear safety and de-commissioning (ADB 2016b; Robinson and Bain 2011). It is owned by 65 countries, the European Commission and the EIB. With an authorised capital pool of €30 billion, the EBRD's financing totalled €9.4 billion in 2015.

The EBRD differs from other regional banks in four crucial ways. First, the EBRD has an outright political mandate to promote multi-party democracy, political pluralism and rule of law. Second, the EBRD's financial assistance is heavily skewed in favour of private sector clients and entrepreneurial initiatives, while the bulk of other MDBs' assistance is directed towards sovereign loans and government-backed operations. Third, the EBRD adopts the business model of a commercial investment bank characterised by high-risk taking appetite, rather than that of a conventional aid-oriented, not-for-profit development bank. The EBRD raises funds on international capital markets and follows a market-based pricing policy, compared to the EIB's risk-based policy. Lastly, the EBRD's ratio of paid-in capital is the highest among all major MDBs.

## Asian Development Bank

The Manila-based ADB was established in 1966 under the auspice of the United Nation's Economic Commission for Asia and the Far East (Krishnamurti 1977). The plan to create an international financial institution (IFI) in East Asia was endorsed by the USA and Japan, which subsequently became the bank's largest shareholders and donors. ADB's mission is to reduce poverty in the Asia Pacific through inclusive economic growth, environmentally sustainable growth and regional integration (ADB 2008). It is owned by 67 countries which contribute to its \$153 billion equity pot. In 2015, ADB's operations climbed to a historic high of \$27.2 billion, including \$16.6 billion financed by ADB's own resources, \$10.4 billion in co-financing and \$144 million in technical assistance.

ADB is in many ways a regional replica of the World Bank—it consciously modelled on the World Bank in terms of stated mission, governance and activities (Lesage 2013; Mason and Asher 2010). It is the only regional bank that shares the World Bank's mandate to end extreme poverty and has a similar weighted voting system to reflect members' capital subscriptions. ADB operates with a soft lending window of Asian Development Fund (ADF) for its poorest and most debt-stricken and a hard window of ordinary capital resources (OCR), mirroring the World Bank Group's separation of the concessional International Development Association and the non-concessional International Bank for Reconstruction and Development. In addition, both the World Bank and ADB are pioneers among international organisations of using rating system to evaluate the impact of country programmes and investment projects (Sasaki 2012).

## Asian Infrastructure Investment Bank

The AIIB is the youngest MDB, having officially opened its doors in 2016 for a specific purpose: to “foster sustainable economic development, create wealth and improve infrastructure connectivity in Asia by investing in infrastructure and other productive sectors”. Led by a veteran international finance technocrat Jin Liqun, the bank is headquartered in Beijing. The initial subscribed capital of \$100 billion is contributed by 57 founding members.

Like the EBRD, the AIIB was launched at a historical turning point—the fall of the Berlin Wall for the former (Jakobeit 1992) and the increasing confidence of China as it rises to become the second largest economy in the world—against the headwinds of American oppositions. The USA boycotted the establishment of the AIIB (Tang 2015) and gave the bank a wide berth after failing to convince others to turn down Beijing's invitations. Following the lead of the UK, key US transatlantic and trans-Pacific allies, except Japan and Canada, had all flocked to sign on to the AIIB, ignoring repeated diktats from Washington.

More significantly, the pace at which the AIIB gathers momentum indicates that China may have gained an upper hand in the competition against the USA over how best to address the world's development bottleneck in the twenty-first century. Spearheading two mega-regional free trade agreements—the Trans-Pacific Partnership and the Transatlantic Trade and Investment Partnership—the US prescription is to lower behind-the-border trade barriers through reciprocal free trade agreements. China,

alternatively, believes in slashing logistic impediments and creating new trade routes through infrastructure development to prop up the low-flying world economy. As AIIB President Jin had put it, establishing the AIIB is not about “the amount of assets we can build up” but “the new approach we would like to try” (Jin 2015). The successful launch of the AIIB can be understood as a vote of confidence in China’s more broad-based agenda.

A comparison of the four MDBs is summarised in Table 1.

### Tri-partite coordination

In line with the legalistic European approach, European banks have a tradition of formalised cooperation. In March 2011, the EIB and the EBRD set out their latest framework for effective cooperation outside the EU to govern their relations. The rationale for opting for a tri-partite memorandum of understanding (MoU)—as opposed to previous bi-partite ones—by inviting the participation of the European Commission (EC) is manifold.

First, the triangular partnership with EC chairmanship introduces a hierarchical dimension into an otherwise horizontal relationship, thereby reinforcing equality between the EIB and the EBRD. The three parties created a steering committee with EC chairmanship to oversee “the overall coordination and supervision of institutional and operational cooperation, to share experience and to maximise synergies in policy support, financing, and grant funding”. The partnership also entrusted the EC to serve as an impartial arbiter should misunderstandings arise or aggressive competitions for EU resources occur. The interlocutor in Brussels is the Director for Finance and Coordination with EIB Group, EBRD and IFIs under the Directorate-General for Economic and Financial Affairs.

Second, the EC, as the executive arm of the world’s largest development aid donor, the EU, can scale up the interventions of the EIB and the EBRD when needed. The European development “troika” has blended their resources in schemes such as the Western Balkan Investment Facility for pre-accession countries, the Neighbourhood Investment Facility which channels aids to Southern and Eastern European countries and the Investment Facility for Central Asia (European Commission 2016). A related benefit is that the presence of the EC in the donor cooperation framework leads to a more optimal configuration of risk-sharing, boosting the EIB’s and the EBRD’s creditworthiness while reducing their fund-raising cost on international capital markets. For instance, pursuant to the External Lending Mandate of the EIB, the EU budget will provide guarantees against non-performing loans outside the EU (European Commission 2016).

In addition to leaning on the political authority and financial clout of “senior” institutions, the EIB and the EBRD have adopted the triangular mechanism for strategic purposes to ensure that their operations bolster the interests of, and the values espoused by, the EU. The majority of the EIB’s external activity is conditioned by the region-specific mandates mapped out by the Council of the European Union and the European Parliament. Although the EU cannot control the EBRD directly, the EBRD enjoys close links to Brussels and has shown strong desires to deliver on EU priorities (Robinson and Bain 2011). A case in point is that the EBRD announced cessation of new

**Table 1** Comparisons of properties of EIB, EBRD, ADB and AIIB

	EIB	EBRD	ADB	AIIB
Year established	1958	1991	1966	2016
Headquarters	Luxembourg	London	Manila	Beijing
Head	Werner Hoyer	Suma Chakrabarti	Takehiko Nakao	Jin Liqun
Membership	28 EU member states	67 (including the EU and EIB)	67	57 (founding members)
Capital subscription	\$275 billion (€243 billion)	\$39 billion (€30 billion)	\$153 billion	\$100 billion
Paid-in capital ratio	9 %	21 %	5 %	20 %
Financing sources	Mainly international capital market borrowing through bond issuance	Subscribed capital, market borrowing and net income	Market borrowing, special funds and subscribed capital	Subscribed capital and borrowing through securities issuance
Standard & Poor's credit rating	AAA	AAA	AAA	–
Main instruments	Loans, guarantees, micro-finance, equity investment and blended finance	Loans, equity investments, guarantees, co-financing and syndicated loans	Loans, equity investments, guarantees, grants, and technical assistance	Equity investments, guarantees, technical assistance and others
Group institutions	EIF	–	ADF, AIF and OCR	–
Top five shareholders	Germany, France, Italy, the UK and Spain	USA, France, Germany, Italy, Japan and the UK	Japan, USA, China, India and Australia	China, India, Russia, Germany and Korea
Developing country voting share	–	Transition economy = 13.8 %	Regional = 65.1 %	Regional = 75 %
Key decisions	Double majority	80 % majority	Developing countries = 46.8%	75 % majority
Board of directors	Non-resident	Resident	Resident	Non-resident
Mandate and mission statement	Contribute to the balanced and steady development of the internal market in the interest of the European Union	To promote transition to open, market-based economies in our countries of operation	To help our developing member countries reduce poverty and improve quality of life	Foster sustainable economic development, create wealth and improve infrastructure connectivity in Asia by investing in infrastructure and other productive sectors
Safeguards and procurement policies	Charter of Fundamental Rights of the European Union Environmental and Social Principles and Standards	Ten different performance requirements ranging from biodiversity conservation to cultural heritage	Environmental, involuntary resettlement and indigenous peoples' safeguards	Environmental and social assessment and management, involuntary resettlement and indigenous peoples

Source: Author's compilation of website information, Kawai (2015) and Faure et al. (2015)

EIF European Investment Fund, ADF Asian Development Fund, AIF ASEAN Infrastructure Fund, OCR ordinary capital resources

investment activity in Russia shortly after Brussels imposed sanctions on Moscow, amidst escalating crisis in Ukraine in July 2014.

The tri-partite framework has served European banks well, and there are good reasons for ADB and the AIIB to institutionalise a similar mechanism as well. The necessity of forging an Asian equivalent of European development troika could be better understood if one takes the volatile political dynamics in the Asia Pacific into account. It is no overstatement to assert that the relationship between the EIB and the EBRD is naturally amicable, whereas that between ADB and the AIIB is contentious from the outset. The EIB is wholly owned by the EU; the Commission, the EIB and the EU member states collectively own 62.8 % of the EBRD's capital. All presidents of the EIB and the EBRD have been EU citizens. In contrast, there is no cross-shareholding between ADB and the AIIB, and the largest shareholders of ADB—the USA and Japan—are the notable absentees from the AIIB's roster. In addition, each of US and Japanese voting shares at ADB is more than twice that of China, despite that China is the largest economy in the region and the American contributions to ADB are passive and diminishing (Okano-Heijmans 2015). Hence, the immense political needs to diffuse tensions between ADB and the AIIB—which encapsulate the underlying Sino-American rivalry—call for constructive participation of neutral third-party international organisation, to play the role of the EC as leader (or an equal partner), for smoother donors' coordination. ADB and the AIIB should explore the possibility of entering into formal tri-partite MoUs with the World Bank, International Finance Corporation (IFC), the International Monetary Fund or United Nations Economic and Social Commission for Asia and the Pacific to coordinate their investment in countries and themes of common interest.

Besides global institutions, another set of candidates that could form one pole of the triangular partnership are regional institutions despite the observation that there is no overarching institutional equivalent to the EU in Asia, not least in terms of legitimacy, resource, authority and normative power. But the successful experiences of the Association of Southeast Asian Nations (ASEAN), as the lynchpin of East Asia regionalism and security architecture, prove that regional institutions are capable (and have a track record) of turning weakness into strength and leadership potential (Stubbs 2014).

Regional actors' participation in donor coordination will on the one hand anchor aid recipients firmly in the driver's seat, making sure that the loans and grants dispersed by ADB and the AIIB are demand-driven instead of supply-driven. They add value by adapting MDBs' "one-size-fits-all", prescriptive development approach to local realities as well. On the other hand, regional entities, which are charged to uphold the interest of the region as a whole, tend to have stronger incentives to minimise the negative cross-border or regional externalities of MDB's essentially country-focused development interventions. At its best, regional authorities could also help to check against the inherent political risk of development banks' investment and interventions, which cannot be adequately hedged by legal contracts, insurance or other financial instruments (Henisz and Zelner 2010).

Tri-partite partnerships are already taking shape, especially in South Asia. A consortium of the AIIB, the IFC and ADB was conceived to finance Pakistan's Diamer-Bhasha Dam (News International 2015). The South Asian Association for Regional Cooperation (SAARC), through the SAARC Development Fund (SDF), is also keen to

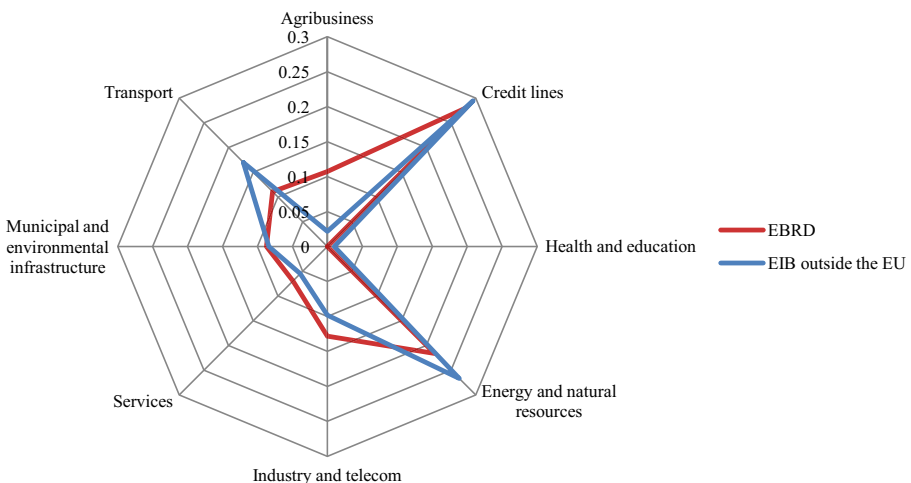
form a Consortium of Financial Institutions for the Strategic Growth of South Asia involving ADB and the AIIB (SDF 2016; Zee News 2015).

## Sectoral complementarities

There are a number of economic sectors in which both the EIB and the EBRD invest. Their sectoral division of labour is guided by the compartmentalisation of “areas of separate activity” and “areas of differentiated emphasis”. In the first instances, the two banks are encouraged to monopolise certain sectors and thematic groups, while giving up other less core or competitive ones, on a path towards greater specialisation and strengthened organisational identity.

After years of interactions, conscious planning and institutional soul-searching, the EIB and the EBRD have developed complementary portfolios that reflect their core competencies and development priorities (Fig. 1). In 2010–2014, the EIB allocated more resources, in terms of the share in the overall portfolio, to credit lines, health and education, energy and natural resources and transport sector through on-lending, equity, guarantees and risk-sharing. The EBRD, on the other hand, ranked agribusiness including fishery and forestry, industry and information and communication technologies, services such as property and tourism and municipal infrastructure relatively higher on their agenda. In general, the EIB assumes greater responsibility in larger-scale projects as an institution that specialises in volume lending; the EBRD, in contrast, has a strong focus on smaller scale sub-sovereign investment, municipal infrastructure and trade facilitation often in secondary cities (European Commission 2016; Robinson and Bain 2011). During 2010–2014, the average loan size of the EIB was €66 million per operation, while the figure for the EBRD was just €19 million (European Commission 2016).

When it comes to the areas of common interest, the emphasis is placed on differentiated intervention approaches and cooperation at the intersection of their operational



**Fig. 1** Comparison of EIB and EBRD investment portfolio by sector, 2010–2014. Source: EIB project database, EBRD annual reports and author’s calculations



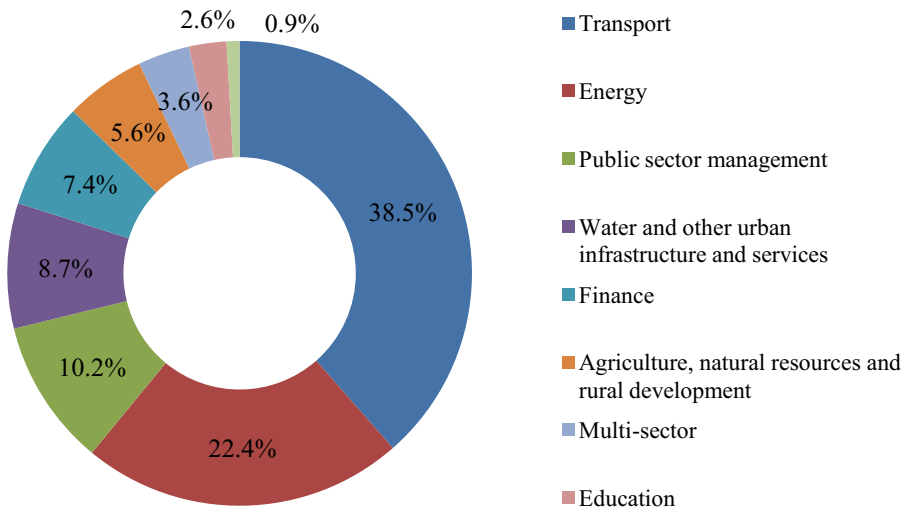
strategies. In the financial sphere for example, the EBRD provides support to SMEs directly, while the EIB focuses on providing support to the real economy through financial intermediaries. In post-project evaluation, the EIB's key performance indicators prioritise quantifiable economic impact such as the number of jobs created by its interventions, whereas the EBRD continuously monitors the so-called second-order development effects such as skill-upgrading, gender equality, corporate governance and private fund mobilisation. As such, developing countries where the EIB's and the EBRD's operations overlap and complement benefit from both the quantity and the quality of economic growth.

ADB and the AIIB should follow suit and formulate differentiated yet complementary portfolios in line with their distinct mandates. ADB's goal is to work for an "Asia and Pacific free of poverty". The AIIB, which does not have the word "development" in its name, states in its Statute that its *raison d'être* is to promote infrastructure development. Hence, ADB and the AIIB could consider functional niching along the following three lines.

First, ADB should continue to take care of the social needs of developing Asia as the AIIB has no intention to do so (Kawai 2015). ADB's internationally renowned expertise in social sector financing is one of the bank's most important strategic assets. It is telling that when ADB and the EBRD cooperated in Central Asia republics, their MoU specified that "ADB will cover social sector needs" while "the EBRD will take the overall lead in private sector activities". To tackle the demographic cliff that beleaguers many Asian economies in middle income traps, ADB is slated to double its assistance in education and health. ADB pledged to increase operations in the education sector to 6–10 % of its annual approvals from 3 % during 2008–2012 and commitments in the health sector to 3–5 % from a low of 2 % (Nikkei 2015).

Second, given the AIIB's exclusive focus on physical infrastructure, ADB could bring about complementarities by leveraging its in-depth expertise on non-physical infrastructure investment, making sure that the policy environment in aid-receiving countries supports the optimal functioning of the hard infrastructure structures. In this regard, strengthening borrowing countries' national capacity, through policy dialogues and other up-stream investment, is of particular relevance. ADB currently deploys around 10 % of its loans to promote good governance by assisting developing country governments in policy areas like fiscal management, state-owned enterprises reform, fighting corruption, and e-governance (Fig. 2). In addition, ADB could facilitate the formation of a development-oriented, self-sufficient finance ecosystem to mobilise domestic savings in borrowing countries as "market-maker" and sow the seeds of local epistemic communities to take on country specific development challenges as a "knowledge broker". In a nutshell, ADB's interventions should be done with the understanding that government is no substitute for market and public financing ought not to crowd out private investment and entrepreneurship. Aside from these elements, ADB has an indispensable role to play in building shock resistance infrastructure, disaster mitigation and social protection systems—which all fall out of the AIIB's business purview—for at-risk communities in the Asia Pacific. For example, ADB was held at high esteem by regional countries after it responded quickly to the Nepal earthquake and the Vanuatu cyclone in 2015.

Lastly, the two banks can specialise in projects of different scale, just as their European counterparts have done. Early signs suggest that the AIIB would only target



**Fig. 2** ADB investment portfolio by sector as of 31 December 2014. Source: ADB (2015). Note: Percentages may not add up due to rounding

“big ticket infrastructure projects”, such as toll roads, hydropower plants, deep seaports and airports while having little appetite for irrigation systems, arterial roads or rural roads (Otto 2015). Thus, ADB, as the region’s “family doctor” (Okano-Heijmans 2015), could fill the gap via operations of smaller scale and provision of support to “bottom of the pyramid” projects (Prada 2014) in tandem with micro-finance organisations. It should be highlighted that the AIIB’s pre-occupation with sophisticated infrastructure undertakings can become a potential strength of the bank as the lack of knowledge about financing and constructing complex infrastructure is a more pressing issue than just funding shortage (Xu and Carey 2015). As the AIIB gets up and running and learns by doing, its accumulated expertise and hands-on experiences are likely to help borrowers better determine which projects to fund, where to build major infrastructure and address potential risks and problems upfront. The AIIB could be further incentivised to disseminate its knowledge on platforms such as the International Infrastructure Support System—an initiative piloted by ADB—to help shape international best practices. The willingness of the AIIB to share real-world solutions on a peer-to-peer basis will underscore AIIB’s (and, for that matter, China’s) reputation as a responsible stakeholder in the international development community.

## Geographical division of labour

The EIB is not just a regional bank for Europe; it also supports investment projects in some 160 countries throughout the world stretching from South Africa to Mexico. In 2015, the EIB penned financing contracts for 85 projects outside the Union, with total approved financing of €7.7 billion. Although the pre-accession region still stood out as the most significant recipient in terms of lending volume, the largest number of new projects was found in the Africa, Caribbean and Pacific (ACP) countries, and Asia and Latin America (ALA) regions. In contrast to the EIB’s global, omni-directional

coverage, the EBRD has a discernible regional orientation and it has operations in only 37 economies so far.

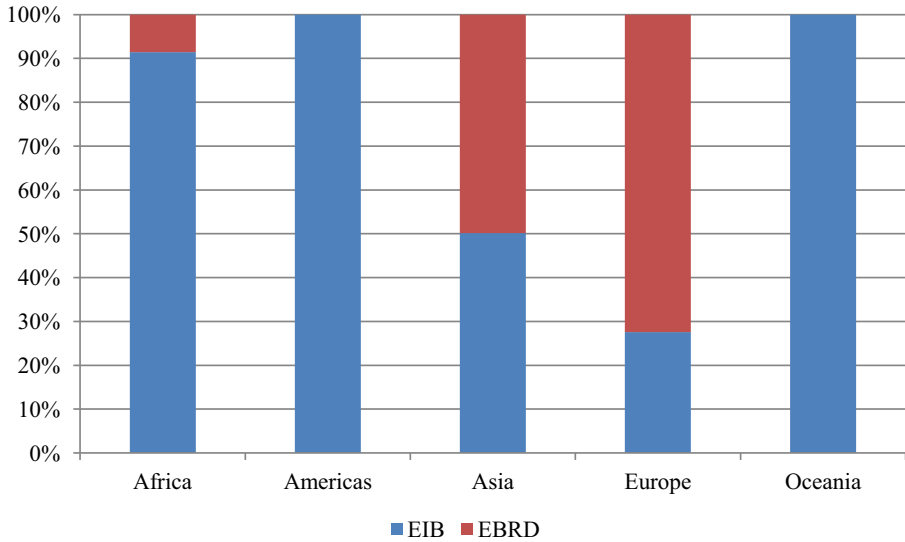
Figure 3 shows a comparison of geographical breakdown of the cumulative investment committed by the EIB and the EBRD between 1991 and 2014. A geographical division of labour is evident. The EBRD is completely absent from investing in American and Oceanian countries, whereas the EIB has major portfolios in such countries as Brazil, Argentina, Ecuador and Papua New Guinea. Dictated by its founding mandate, the EBRD allotted a greater share of its financial resources to Europe, notably Eastern Europe, Caucasus and Russia. But as the boundary of the EU moves eastwards and some peripheral European countries, such as the Czech Republic, graduate from transition assistance, Central Asia emerges as the main destination of the EBRD's aid flows. Total EBRD investment in the region in 2015 increased 75 %, reaching a historic peak of €1.4 billion (EBRD 2016). Kazakhstan is the largest aid recipient, receiving some €6.6 billion over the last two decades. In contrast, the EIB's Asian operations concentrate in a handful of neighbouring Middle East countries like Turkey, Syria and Lebanon.<sup>1</sup> In the Asia Pacific, around half of the EIB's lending operations are co-financed with ADB.

As for Asia, ADB's activities are mainly taking place in East Asia and South Asia (Fig. 4). Although China and India started to borrow from ADB only after 1986, they quickly become the two largest borrowers. Trailing behind is Indonesia, which on average received \$740 million loans annually from ADB during 2010–2014 (ADB 2016a). Figure 4 underlines the observation: ADB's geographical focus embodies Japan's North-South maritime understanding of the Asia Pacific as an archipelagic power (Cook 2015).

By the same token, China is likely to project its East–West continental mentality to the AIIB's operations. Conceivably, the AIIB's Eurasian and African members along the New Silk Road Economic Belt and the 21st Century Maritime Silk Road (collectively known as the “B&R Initiative”) will feature prominently on its agenda. Since the inception of the AIIB, Chinese Premier Li Keqiang had instructed the Beijing-based bank to align development strategies it devises for potential clients with the priorities of the grand scheme of B&R. A sensible strategy for the AIIB to begin with therefore would be to concentrate its firepower on bankable infrastructure projects in some 40 countries along the B&R routes that either are non-member of or do not borrow from ADB, such as Iran, Turkey and Saudi Arabia (Fig. 5). Investing in those countries would also boost China's energy security, promote regional stability and spur economic development in its land-locked western provinces (Ekman 2015). ADB on its part should commit itself more to the development needs of its members who are not eligible to borrow from the AIIB. A welcome step taken is that ADB is establishing extended missions in the Pacific region (ADB 2016b) as none of these small and micro island states—which make up 13 of the 48 regional members of ADB—is founding member of the AIIB. In the longer term, however, it is paramount that ADB and the AIIB should cooperate with a view to integrate the “Chinese made” and “Japanese made” infrastructural networks to connect the whole of Asia Pacific.

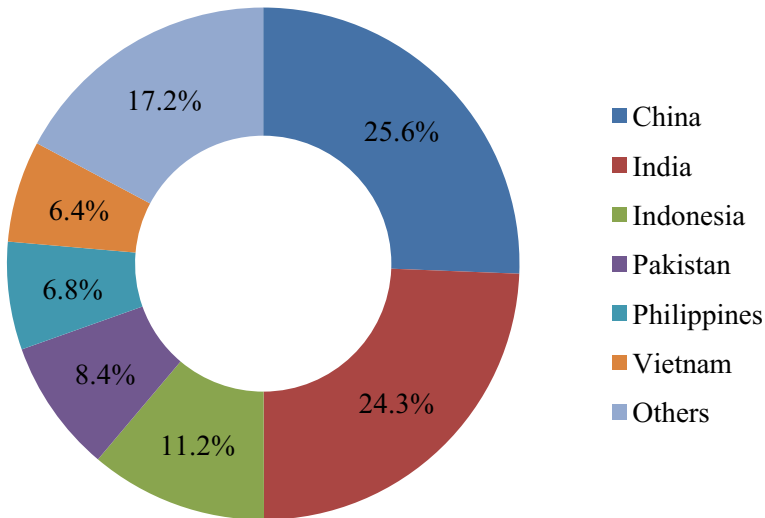
Furthermore, there seems to be scope for the AIIB to strengthen pan- and inter-regional connectivity, in light of ADB's ongoing efforts in facilitating intra- and sub-

<sup>1</sup> The EIB also has relatively large investment in India, China and Sri Lanka, while the EBRD does not.

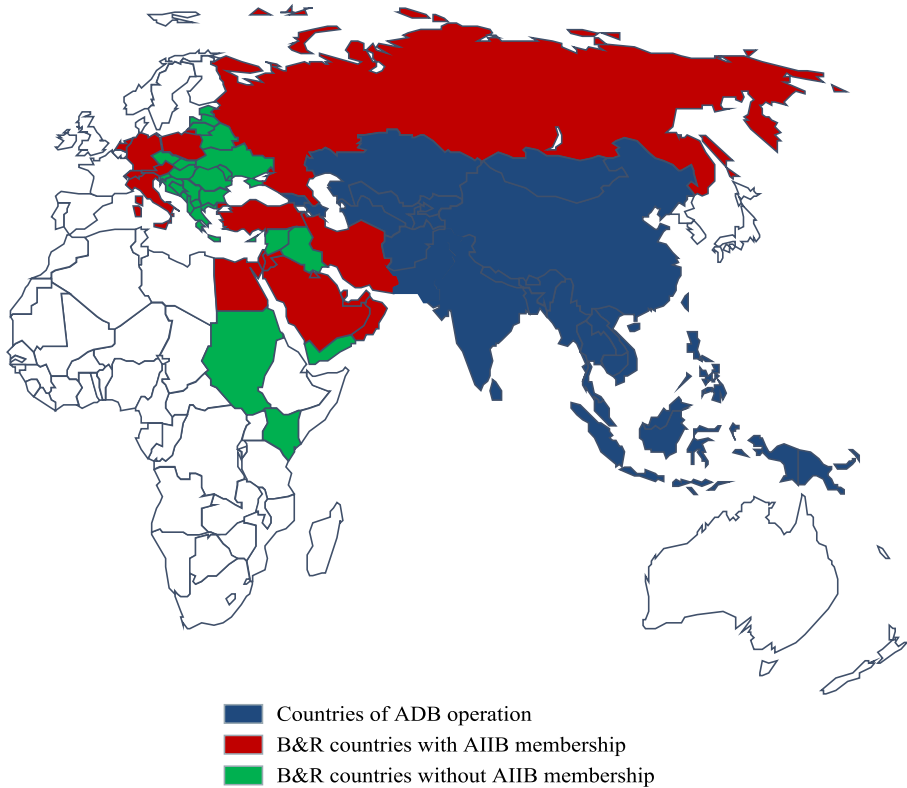


**Fig. 3** Comparison of geographical composition of EIB’s and EBRD’s cumulative investment, 1991–2014. Source: Author’s calculations based on the EIB project database and EBRD’s annual reports. Note: The grouping of countries is based on United Nations geoscheme

regional integration. Due to financing constraints and the perceived uneven distribution of benefits, cross-border infrastructures are usually not provided for by national governments (ADB 2006). In the past decades, ADB has been a key advocate, monitor and administrator of a plethora of cross-border infrastructure and institution-building initiatives in several sub-regions of Asia. It serves as the Secretariat for Greater Mekong Sub-region, Central Asia Regional Economic Cooperation and South Asia Sub-regional Economic Cooperation and as development partner/technical advisor for



**Fig. 4** ADB investment portfolio by borrower as of 31 December 2014. Source: ADB (2015). Note: Percentages may not add up due to rounding



**Fig. 5** Membership of development banks and B&R initiative. Source: Author's own figure

Bay of Bengal Initiative for Multi-Sectoral Technical and Economic Cooperation, Indonesia-Malaysia-Thailand Growth Triangle and Brunei Darussalam-Indonesia-Malaysia-The Philippines East ASEAN Growth Area. Adding to these, ADB has since 2011 run a dedicated ASEAN Infrastructure Fund, with total equity contributions of \$485.3 million, to enhance intra-ASEAN connectivity and facilitate the launch of the ASEAN Economic Community.

Not unlike their cross-national-border counterparts, cross-regional-border and pan-continental infrastructural networks tend to be under-developed, not least because they necessitate inter-governmental coordination and cooperation on a massive scale. However, with inter-regional trade on the rise and globalisation steadily marching forward, there is an urgent need to upgrade and build internationally integrated, inter-continental, intermodal transport and logistic networks (ESCAP 2013). It is therefore natural for the AIIB to take a leading and catalytic role in financing the six economic corridors that form part of the inter-continental B&R's over land route: New Eurasian Land Bridge, China-Mongolia-Russia Corridor, China-Central Asia-West Asia Corridor, China-Indochina Peninsula Corridor, China-Pakistan Corridor and Bangladesh-China-India-Myanmar Corridor (CBBC 2015). Thanks to Russia's status as the AIIB's third largest shareholder, the AIIB is in a better position than ADB to finance the modernisation of the Trans-Siberian Railway and the construction of inter-continental proposals such as the Trans-Eurasian Belt.

Against this backdrop, Europe located at the other end of the Silk Road should take concrete steps to seize the opportunities offered by the AIIB and the B&R initiative (Arduino 2016). There is a growing awareness in Europe that the new terrestrial and maritime links between Asia and Europe, planned constructed and paid for in part by the AIIB, are conducive to Europe's search for new markets and partners. More profoundly, the AIIB's vision of an ever closer Eurasia allows Europe to re-examine its relationship with Asia and decide—should Europe perpetuate its long-standing “generous but disengaged” attitudes towards the rapidly growing Asia (Okano-Heijmans and Waardenburg 2014), or ride on the wave of Asia's economic prosperity and political ascendance? European policymakers need to recognise that a strategically aligned and commercially inter-connected Eurasia has the potential to transform itself from the famous “missing link” in the triadic international economic structure to the core of the global financial and geo-economic map that is being redrawn.

### **Project co-financing**

The main modality for operationalising cooperation at the project level between the EIB and the EBRD is co-financing. The EC-EBRD-EIB Tripartite MoU articulates that, to identify co-investment opportunities at the earliest possible stage, the EIB and the EBRD are obliged to exchange information on their pipelines of potential operations every 2 months. When implementing co-investment, the EBRD—staffed mainly by economists and financial experts—relies on the strong engineering and technical capacity of the EIB during joint appraisal missions, and the latter often authorises the former to follow-up with municipalities on project proposals and monitor the progress of co-financed projects due to a shortage of local representatives (European Commission 2016). Mutual recognition of procedures and standards and development of shared diagnostic tools are also consciously pursued to streamline administrative procedures, speed up loan disbursement, reduce transaction costs and avoid duplications for clients.

Over the period 1996–2015, the EIB and the EBRD co-financed more than 80 projects on a project-by-project basis or under joint facilities (Table 2). The EIB and the EBRD tend to co-fund large projects where the costs and risks are high and operations where the two institutions' policy objectives converge (European Commission 2016). Their first co-financing was to help Romania rehabilitate 224 km of national roads and commercialise national road administration in 1996. Country coverage has since then been expanded to more than 20 countries in Eurasia and North Africa. The war-torn Serbia, involved in 24 joint aid programmes, was the biggest recipient of co-financing from the EIB and the EBRD. Other notable beneficiaries include Albania, Moldova, Ukraine (seven projects each), Armenia, Bulgaria and Bosnia and Herzegovina (five projects each). Close to half of the co-financed projects were found in the transport sector, and the rest of fund went to municipal infrastructure; leasing finance, financial intermediary deposits and other credit lines; energy and natural resources; information and communication technology; and manufacturing and service industry. The scope of co-investment is now broadened to reach projects that have climate change and environmental impacts.

Table 2 A list of selected EIB-EBRD co-financing projects

Country	Project title	Project description	Co-financing amount			Signed in	Status
			EIB	EBRD	Others		
Romania	NAR Restructuring and Road Rehabilitation Project	Restructuring of the National Administration of Roads (NAR) and rehabilitation of 224 km of national roads in Romania	ECU 70 million	ECU 78.1 million	ECU 136.4 million from IBRD ECU 197.4 million from Romania ECU 27 million from Phare	1996	Completed
Estonia	Tallinn Airport Passenger Terminal Reconstruction	Rehabilitation and improvement of the passenger terminal at Tallinn Airport and provision of additional space for commercial activities	ECU 10 million	ECU 7.6 million	–	1997	Completed
Bulgaria	Bulgarian Transmission Network	Rehabilitation of electricity transmission and distribution lines on the national network	€41.1 million	€60 million	–	EBRD in 1999, EIB in 2002	Completed
Macedonia	Macedonia Regional Roads Project	Construction of Skopje bypass and upgrading of north-south highway	€60 million	€40 million	–	EIB in 1999, EBRD in 2000	Signed
Bosnia and Herzegovina	Railways Recovery Project	Rehabilitation of country's main railway network, along the north-south (Pan European Corridor V)	€31 million	€21 million	Grants: €2 million from Japan, €1.7 million from Canada and €0.7 million from USDA	2001	Signed
Russia	St. Petersburg Flood Protection Barrier	Construction of flood barrier in St. Petersburg region	€40 million	€204 million	€1.7 billion from Russia, €33.3 million from NIB and €4.3 million from others	EBRD in 2002, EIB in 2005	Completed
Montenegro	Montenegro Airports: Urgent Rehabilitation Plan	Urgent rehabilitation and modernisation of Podgorica and Tivat airports	€11.5 million	€11 million	€6.5 million from Airports of Montenegro	EBRD in 2003, EIB in 2004	Signed
Albania	Vlore Thermal Power Generation Project	Construction of combined-cycle thermal power plant in Vlore	€40 million	€40 million	€20.3 million from World Bank (IDA) and €10.2 million from Albanian Power Corporation	2004	Signed
Serbia				€80 million			Signed

Table 2 (continued)

Country	Project title	Project description	Co-financing amount			Signed in	Status
			EIB	EBRD	Others		
	Belgrade Highway and Bypass Project	Rehabilitation of the Gazela Bridge and approach roads and construction of the remaining sections of the Belgrade bypass	€60 million in 2007 and €40 million in 2010	€112 million from Serbian Roads and €7.5 million from Belgrade	EBRD in 2006, EIB in 2007 and 2010		
Moldova	Moldova Road Rehabilitation Project	Rehabilitation of trunk road network along main east-west and north-south routes	€30 million	€30 million	\$16 million from World Bank	2007	Signed
Bosnia and Herzegovina	Corridor Vc	Construction of new priority motorway sections of the Corridor Vc	€75 million	€180 million	–	2008	Signed
Tajikistan	Sugd—Energy Loss Reduction project	To reduce distribution network losses, improve quality of supply and increase energy efficiency	€7 million	€7 million	€7 million from IFCA	2011	Signed
Russia	Vladivostok Combined Heat and Power Plant	Construction of a combined heat and power plant on an industrial brownland site in Vladivostok	€91 million	€100 million	–	EBRD in 2012, EIB in 2013	Signed
Tunisia	Bizerte Lake Environmental Project	To finance an environmental clean-up project in Lake Bizerte	€40 million	€20 million	€15 million from NIF	2013	Signed
Armenia	Yerevan Solid Waste Project	To support the construction of environmental infrastructure in Yerevan	€8 million	€8 million	€8 million from NIF	2015	Signed

Source: Project databases of EIB, and EBRD project description summary documents

IDA International Development Association, IFCA Investment Fund for Central Asia (EU), N/B Nordic Investment Bank, NIF Neighbourhood Investment Facility (EU), USTDA United States Trade and Development Agency



In addition to co-funding, the EIB and the EBRD provide technical assistance to beneficiary countries together. An example is the Joint Assistance to Support Projects in European Regions programme, under which the EIB and the EBRD offer free specialist advice to European countries to help them prepare high quality projects to be financed by EU structural funds. Each of the banks brings their own perspectives to the table, thus consolidating the common pools of intellectual resources. The cross-fertilisations of ideas and knowledge transfer that take place during joint provisions of technical assistance also spur policy innovations and promote mutual learning between the EIB and the EBRD.

Co-financing was identified by ADB and the AIIB as a step-stone towards an in-depth and all-round donor partnership in Asia. The AIIB's financing target of 2016 is \$1.2 billion, of which joint projects with ADB and the World Bank will account for a substantial share. The AIIB has started searching for co-funding opportunities with ADB in such sectors as transport, renewable energy, urban infrastructure and water supply. The first ADB-AIIB co-financed project will be the \$273 million worth motorway project—the 64-km-long Shorkot-Khanewal section of the M4 motor way in Pakistan—that runs close to the China-Pakistan Economic Corridor (Reuters 2016). Identification of potential co-financing opportunities in Central Asia and South Asia with the World Bank is also underway.

The attractiveness of co-financing in Asia can be ascribed to a host of intertwining factors. At the strategic level, co-investment could engender a political rapprochement between China and the countries that still have reservations against Beijing's leadership and the AIIB's standards. It is widely known that the US Congress would veto any attempt that tries to channel US taxpayers' money to a Beijing-led bank, but US could still participate *indirectly* in the AIIB's corporate governance and investment activities through projects that the AIIB co-finances with ADB (or the World Bank). After gaining first-hand insights into how this new bank will operate and what kind of project it will lend to, the US and other outliers could eventually embrace the AIIB and become full members.

At the policy level, co-financing helps align the safeguard policies, financial discipline and operational practises of the AIIB with international standards across the project cycle. Since 2009, ADB's Safeguard and Accountability Mechanism has provided that all co-financing partners have to honour its rules concerning safeguard, transparency, bankability and procurement (Roul 2015). Similarly, the Co-Financing Framework Agreement between the World Bank and the AIIB requires the global institution to prepare and supervise the co-financed projects in keeping with its stringent policies and procedures. In a sense, co-financing is an instrument for existing MDBs to socialise the nascent AIIB. At the transaction level, co-financing accelerates initial phases of the AIIB's projects and reduces administrative costs in case the AIIB is induced to use existing, off-the-shelf financial products, which both existing donors and borrowers are familiar with.

Meanwhile, ADB counts on the AIIB to realise its ambitious co-financing target. ADB in its 2006 Financing Partnership Strategy made a promise that the growth of co-financing commitments would outpace that of ADB's own financing (ADB 2016b). The proportion of co-financing in ADB loans and grants approved annually more than tripled from 11 % in 2007 to an average of 37 % between 2012 and 2015. Even so, ADB still failed to live up to the expectation that the share of co-financing should reach

70 % by 2016 (ADB 2016b). Adverse developments that limit ADB's co-financing capacity with other aid agencies in the future include banking culture differences (in the case of co-financing with the EBRD), non-existence or expiry of formal cooperation framework (e.g. the EIB), foreign aid budget cuts (e.g. the Australian Department of Foreign Affairs and Trade), shifting country priorities away from Asia (e.g. the British Department for International Development) and others (ADB 2016b). In this context, teaming up with the AIIB seems to be a natural choice to make. Nevertheless, it is important to note that joint financing should not be treated as an objective per se. Instead, a strategic understanding between ADB and the AIIB on how co-financing projects could serve as the nucleus for other areas of donor coordination and cooperation to maximise and aggregate the effectiveness and efficiency of their respective financing is of greater significance.

### Concluding remarks

With the AIIB maturing into a full-fledged multilateral bank, developing Asia will soon have two engines to propel its socio-economic take-off. But ADB and the AIIB cannot afford to walk on their own paths because running a multilateral organisation is no cheap business (Gehring and Faude 2010). Memberships of ADB and the AIIB overlap considerably. The 41 countries that are party to both banks cannot logically have incentives to maintain, on a long-term basis, two regional development banks if they perform essentially identical tasks and serve the same group of countries. Had the EBRD not re-invented itself, acquired new resources or shifted its geographical scope eastwards in the face of the EIB's heightened spending in the European neighbourhood, it would have been shut down as a redundant actor (Jin 2015). Viewed in this light, promoting ADB-AIIB complementarities is not only desirable for avoiding short-term operational conflicts but essential for their long-term institutional survival.

That said, a line cannot be drawn arbitrarily between ADB and the AIIB to divide the responsibilities. This article, drawing in part on the collaborative experiences of the EIB and the EBRD, proposes four ways to enhance coordination and cooperation between ADB and the AIIB in order to reinforce the aid effectiveness and efficiency of each other. Specifically, it argues that ADB and the AIIB should form tri-partite coordination mechanism to promote mutual accountability and facilitate high-level policy dialogue, develop complementary portfolios in terms of sectoral exposure and geographical coverage, and co-fund projects to set the ball of cooperation rolling. More importantly, the resulting synergies will stitch the two development banks into an interdependent and coherent donor structure in Asia and beyond.

The key for ADB and the AIIB to materialise the performance-enhancing potential of their complementarities is mutual accommodation. ADB may deliberately shrink or withdraw development interventions in certain issue areas and countries where it has comparative disadvantages vis-à-vis the AIIB and invite the latter to take over. The AIIB, for its part, should enter the development business in a way that takes ADB's practices, preferences and existing client base into consideration. Admittedly, iterations of reciprocal adaption will necessarily come with a price tag (e.g. erosion of institutional sovereignty and identity), but enhanced donor coordination and refined comparative advantage will benefit Asia as a whole. In this regard, AIIB must understand that

the 50-year-old ADB is certainly going to suffer from some structural inertia that prevents it from optimally and swiftly adapting to the new reality. The self-claimed “lean, clean and green” AIIB without historical baggage should, therefore, take the initiative to reach out to ADB, demonstrate willingness to make necessary adjustment and prove that its pledge to “complement and cooperate with the existing MDBs” is not just rhetorical.

Last but not least, a caveat is worth highlighting. This article is not a call for dismissing the value of healthy inter-institutional competition, as long as they do not escalate into open confrontation. Benign competition in a controlled manner could prevent the formation of a “cartel of good intentions” (Easterly 2002), forcing ADB to lower cost and the AIIB to raise quality in a “race to the top”. A balance between collaboration and competition will have to be struck by ADB and the AIIB in their search for appropriate places in the global development finance community.

**Acknowledgements** An earlier version of the paper was presented at the 2016 EU Centres Asia Pacific Researcher Workshop, University of Macau, China, on 25 January 2016. The author would like to thank the European Union Centre in Singapore for the Visiting Fellowship that enabled him to attend the workshop and write this paper.

The author also wants to thank Dr. Yeo Lay Hwee, Dr. Pradumna B. Rana, Dr. Lee Chia-yi and the anonymous reviewers for their insightful comments on earlier drafts of this article. Any shortcomings or errors are solely the author’s own.

## References

- ADB (2006) Cross-border infrastructure development way to boost trade, poverty reduction. Retrieved 13 June 2016, from <http://www.adb.org/news/cross-border-infrastructure-development-way-boost-trade-poverty-reduction>
- ADB (2008) Strategy 2020: the long-term strategic framework of the Asian Development Bank 2008–2020. Asian Development Bank, Manila
- ADB (2015) Investor Presentation. Retrieved 4 May 2016, from <https://www.adb.org/sites/default/files/page/41282/adb-investor-presentation.pdf>
- ADB (2016a) ADB president announces \$10 billion funding for Indonesia over next 5 years. Retrieved 17 June 2016, from <http://www.adb.org/news/adb-president-announces-10-billion-funding-indonesia-over-next-5-years>
- ADB (2016b) Effectiveness of Asian Development Bank partnerships thematic evaluation study. Asian Development Bank, Manila
- Arduino A. (2016) China’s one belt one road: has the European Union missed the train? Policy Report. Singapore: S. Rajaratnam School of International Studies
- CBBC (2015) A role for UK companies in developing China’s new initiative: new opportunities in China and beyond. China-Britain Business Council, London
- Cook M (2015) Two Asias: AIIB v ADB, The Straits Times. Retrieved from <http://www.straitstimes.com/opinion/two-asias-aiib-v-adb>
- Easterly W (2002) The cartel of good intentions: the problem of bureaucracy in foreign aid. *The Journal of Policy Reform* 5(4):223–250. doi:10.1080/1384128032000096823
- EBRD (2016) EBRD investment in Central Asia reaches record €1.4 billion in 2015. Retrieved 17 June 2016, from <http://www.ebrd.com/news/2016/ebrd-investment-in-central-asia-reaches-record-14-billion-in-2015.html>
- Ekman A (2015) China: setting the agenda(s)? European Union Institute for Security Studies, Paris
- ESCAP (2013) Strengthening connectivity of regional and interregional transport networks. Economic and Social Commission for Asia and the Pacific, Bangkok

- European Commission (2016) Assessment of the effectiveness of the existing system of European public financing institutions in promoting investment in Europe and its neighbourhood. European Commission, Brussels
- Faure R, Prizzon A, Rogerson A (2015) Multilateral development banks: a short guide. Overseas Development Institute, London
- Gehring T, & Faude B (2010) Division of labor within institutional complexes and the evolution of interlocking structures of international governance: the complex of trade and the environment. Paper presented at the REPI Workshop on Issue Linkages and Regime Complexes, Brussels.
- Grieco J (1988) Anarchy and the limits of cooperation: a realist critique of the newest liberal institutionalism. *Int Organ* 42(03):485–507. doi:10.1017/S0020818300027715
- Griffith-Jones S, Griffith-Jones D, Hertova D (2008) Enhancing the role of regional development banks G-24 discussion paper series. United Nations Conference on Trade and Development, New York and Geneva
- Henisz W, Zelner B (2010) The hidden risks in emerging markets. *Harvard Business Review* (April), 88–95
- Jakobeit C (1992) The EBRD: redundant, or an important actor in the transformation of Eastern Europe? *Intereconomics* 27(3):119–123. doi:10.1007/bf02926321
- Jin L (2015) Building Asia's new bank. The Brookings Institution, Washington, DC
- Kawai M (2015) Asian infrastructure investment bank in the evolving international financial order. In: Bob D (ed) Asian infrastructure investment Bank: China as responsible stakeholder? Sasakawa Peace Foundation, Washington, DC
- Krishnamurti R (1977) ADB: the seeding days. Asian Development Bank, Manila
- Lesage D (2013) The architecture of international monetary and financial governance. In: Reinalda B (ed) Routledge handbook of international organization. Routledge, Abingdon
- Mason E, Asher R (2010) The World Bank since Bretton Woods. Brookings Institution Press, Washington
- Nehru V (2014) The World Bank and the Asian Development Bank: should Asia have both? In: Kawai M, Morgan P, Rana P (eds) New global economic architecture: the Asian perspective. Edward Elgar, Cheltenham, pp. 197–214
- News International (2015) World acknowledges Pak economic stability: Nawaz. Retrieved 17 June 2016, from <http://www.thenews.com.pk/print/15067-world-acknowledges-pak-economic-stability-nawaz>
- Nikkei (2015) ADB to invest more in education, health, *Nikkei Asian Review*. Retrieved from <http://asia.nikkei.com/Politics-Economy/Policy-Politics/ADB-to-invest-more-in-education-health>
- Okano-Heijmans M (2015) Untapped potential: time to rethink European engagement with the Asian Development Bank. *Asia Europe Journal* 13:211–221
- Okano-Heijmans M, Waardenburg D (2014) The Asian Development Bank: what's in it for Europe? Economic diplomacy and geostrategic interests in an Asian context Clingendael report. Netherlands Institute of International Relations, The Hague
- Otto B (2015, 10 April). China-led bank to focus on big-ticket projects, Indonesia says. *The Wall Street Journal*. Retrieved from <http://www.wsj.com/articles/china-led-aiib-to-focus-on-big-ticket-projects-indonesia-says-1428647276>
- Prada F (2014) World Bank, Inter-American Development Bank, and subregional development banks in Latin America: dynamics of a system of multilateral development banks. In: Kawai M, Morgan P, Rana P (eds) New global economic architecture: the Asian perspective. Edward Elgar, Cheltenham, pp. 215–248
- Rana P (2014) From a centralized to a decentralized global economic architecture: an overview. In: Kawai M, Morgan P, Rana P (eds) New global economic architecture: the Asian perspective. Edward Elgar, Cheltenham, pp. 11–26
- Reuters (2016) China's AIIB to co-finance first project with ADB in Pakistan. Reuters. Retrieved from <http://in.reuters.com/article/pakistan-aiib-idINKCN0XU08J>
- Robinson N, Bain R (2011) The implications of EIB and EBRD co-financing for the EU budget. European Parliament, Brussels
- Roul A (2015) AIIB: financing development in Asia. Retrieved 03 May 2016, from <http://www.sspsonline.org/opinion/aiib-financing-development-asia>
- Sasaki R (2012) An in-depth international comparison of major donor agencies: how do they systematically conduct country program evaluation? *Journal of MultiDisciplinary Evaluation* 8(18):29–46
- SDF (2016) Asian Development Bank (ADB) & SAARC Development Fund have signed an MoU to collaborate for the Development of the SAARC Region. Retrieved 17 June 2016, from [http://www.sdfsec.org/news-details?news\\_id=105585](http://www.sdfsec.org/news-details?news_id=105585)
- Stubbs R (2014) ASEAN's leadership in East Asian region-building: strength in weakness. *Pac Rev* 27(4): 523–541. doi:10.1080/09512748.2014.924229
- Tang SM (2015) The politics of the Asian Infrastructure Investment Bank (AIIB) trends in Southeast Asia. Institute of Southeast Asian Studies, Singapore

- Wihlto R (2014) Whither multilateral development finance? ADBI working paper series. Asian Development Bank Institute, Tokyo
- Xu J, Carey R (2015) The economic and political geography behind China's emergence as an architect of the international development system multilateral development banks in the 21st century. Overseas Development Institute, London
- Zee News (2015) India ready to give preferential tariffs to all SAARC members. Retrieved 17 June 2016, from [http://zeenews.india.com/business/news/economy/india-ready-to-give-preferential-tariffs-to-all-saarc-members\\_1804061.html](http://zeenews.india.com/business/news/economy/india-ready-to-give-preferential-tariffs-to-all-saarc-members_1804061.html)