

# SEEKING the truth about *ad hoc* join costs

Laura M. Haas<sup>1</sup>, Michael J. Carey<sup>1</sup>, Miron Livny<sup>2</sup>, Amit Shukla<sup>2</sup>

<sup>1</sup> IBM Almaden Research Center, K55/B1, 650 Harry Road, San Jose, CA 95120, USA

<sup>2</sup> Computer Sciences Dept., University of Wisconsin-Madison, 1210 West Dayton Street, Madison, WI 53706, USA

Edited by M. Adiba. Received May 1993 / Accepted April 1996

**Abstract.** In this paper, we re-examine the results of prior work on methods for computing *ad hoc* joins. We develop a detailed cost model for predicting join algorithm performance, and we use the model to develop cost formulas for the major *ad hoc* join methods found in the relational database literature. We show that various pieces of “common wisdom” about join algorithm performance fail to hold up when analyzed carefully, and we use our detailed cost model to derive optimal buffer allocation schemes for each of the join methods examined here. We show that optimizing their buffer allocations can lead to large performance improvements, e.g., as much as a 400% improvement in some cases. We also validate our cost model’s predictions by measuring an actual implementation of each join algorithm considered. The results of this work should be directly useful to implementors of relational query optimizers and query processing systems.

**Key words:** Optimization – Cost models – Join methods – Buffer allocation – Performance

## 1 Introduction

The join of two sets of tuples is a fundamental operation for relational database system, and many algorithms have been proposed to compute joins [1, 2, 6, 12, 17, 24]. Some join algorithms exploit pre-computed access structures, such as B-trees or join indices [25]. These algorithms are ideal for pre-meditated joins that will be done repeatedly. However, in a decision support environment, not all joins can be anticipated. Thus, an important subclass of join algorithms are those intended to handle *ad hoc* joins; Bratbergsengen [2] aptly refers to these as algorithms of “last resort”.

A query optimizer chooses the algorithm to be used for a particular join, using a cost model to compare alternatives. An important component of the cost model is the I/O cost model. In [4], we argued that, when some or all of the data is stored on a tertiary device, the optimizer must have a detailed I/O cost model that takes into account the various characteristics of each of the devices that hold data referenced by

the query. Using such a model, we began to profile the I/O cost of a number of standard *ad hoc* join methods, modified to take their operands from tape. When the results did not agree with our intuition as to how those algorithms should compare, we applied our detailed model to the disk-based versions of these algorithms. Still the results did not agree well with those we had seen in the literature [2, 6, 10, 24]. When we re-visited these papers, we realized that they all used simpler I/O cost models than ours. For example, the most common model assumes that the I/O cost of a join is simply proportional to the number of pages read and written, ignoring latency and seek costs. (These papers and their cost models will be discussed in Sect. 2).

The goal of the current paper, therefore, is two-fold: to demonstrate the importance of a detailed I/O cost model, and to share with the community some of the predictions of that model. We argue that a query optimizer *must* employ a detailed model, including latency and seek costs as well as page transfer costs. This means that the optimizer must understand the details of each join method in its repertoire, as well as how the I/O hardware works. While the hardware determines the cost of each step of an I/O operation (seek, latency, page transfer), the join method determines when these steps are needed, and how many of each are needed. For example, the join method determines how many seeks are required, and how many pages can be transferred during a single I/O. The results of our study also demonstrate the importance of understanding how each join method uses memory (for example, the amount of space that it allocates for input buffers), as the amount of memory available for buffering affects the number of I/Os and the number of pages that must be transferred.

Our study focuses on the cost of algorithms for handling *ad hoc* joins, including nested block join, sort-merge join, simple hash join, Grace hash join and hybrid hash join. (For an overview of these and other join methods, see [17].) These represent the major “last resort” join methods in the literature. We will use this collection to show how a simpler I/O cost model can easily lead the query optimizer to select the wrong join method for a particular join. While a number of variants exist for each of the join methods examined here ([8] provides an excellent discussion of many

of them), we focus on a basic version of each method. Our goals here are to demonstrate the importance of detailed cost modeling for each type of algorithm, to illustrate how such models can be derived, and to show how they can be used to optimize a join algorithm's usage of its allocated memory. Of course, an overly simplistic cost model is not the only potential pitfall for query optimization; even a detailed cost model is only as good as its inputs and assumptions. Important related problems include the development of accurate estimation techniques for intermediate result sizes (e.g., see [11, 16]) and techniques to enable join algorithms to tolerate data skew (see [8] for a survey of skew issues and approaches) and to adapt to variations in system load due to the multi-user nature of database systems (see [5, 18] for two recently proposed approaches and pointers to other related work). These other challenges, while important, are subjects of ongoing database research and are beyond the scope of this paper.

The remainder of this paper is organized as follows. In Sect. 2, we briefly review the relevant literature on join algorithms and their performance. Then we present a detailed I/O cost model that we advocate for use in future query optimizers (Sect. 3), and we derive I/O cost formulas for each of the *ad hoc* join methods that we consider (Sect. 4). In Sect. 5, we put the model to work in a series of analytical “experiments”. Using the model, we show that various pieces of “common wisdom” are simply not true when you take the detailed I/O costs into account; for example, hybrid hash join is not always the best method for *ad hoc* joins, nor is it best to divide memory equally between the two relations in a nested block join. We show how important multi-block I/Os can be if buffer pages are carefully allocated to support these I/Os. We then use the model to derive optimal buffer allocations for each of the algorithms addressed here. These formulas can be easily incorporated into a query optimizer so that it can instruct the runtime system how best to use memory for a given join operation, and so that it can compute the implied cost of this memory allocation. To demonstrate that our detailed I/O cost model is indeed an accurate predictor of join algorithm I/O costs, we present measured results from an experimental implementation of all of the join algorithms studied here. Finally, we present our conclusions from this work (Sect. 6).

## 2 Related work

Many papers have been written on join algorithms. We do not attempt a survey (see [8, 17]), but focus only on directly related papers here, with an emphasis on the I/O cost models that they used.

Perhaps the “granddaddy” of all join papers was the work of Blasgen and Eswaran [1]. This paper, done in the context of the System R project at IBM, derived costs for select/project/join queries evaluated using four join algorithms, and compared them under various “typical” scenarios. The I/O cost model used for the analyses counted page transfers and then multiplied them by the page transfer cost. The results contributed to the development of the System R approach to query optimization [22]. The algorithms introduced in this paper include two that have come to be

known as nested loops (from which nested block join [13] descended), and sort-merge join. Since this is one of the earliest papers on join methods, it did not include other important join algorithms, such as hash-based algorithms, and it only considered very small memories (by today's standards). In addition, the scenarios tested all assumed indexes on the join attributes, so the paper presents no results for the *ad hoc* case covered here.

In [15], Mackert and Lohman explored the accuracy of the R\* optimizer's cost predictions and algorithm choices. R\* was a distributed relational DBMS, but its optimizer was a direct descendant of the System R optimizer, and again used an I/O cost model based on the number of pages transferred. The results presented in this paper for sort-merge versus nested loop join with an index show the importance of sequential I/Os in reducing the cost of a join, as well as the importance of modeling buffer allocation among the tables and indexes involved in the join. The R\* optimizer consistently overestimated I/O costs, because it ignored sequential I/Os, and it had trouble capturing competition between indexes and table scans for buffer pages.

Algorithms for Grace hash join, simple hash join and hybrid hash join were introduced in [6, 24]. Cost models of these algorithms and sort-merge join were developed and compared in a range of memory sizes that allowed sort-merge to run with a single merge pass. Again, a very simple I/O cost model, counting only page transfers, was used. These papers popularized hashing as a technique for join processing, and their results led to a fairly widespread belief in the superiority of hashing techniques (especially hybrid hash) for *ad hoc* joins. These papers did not include any form of nested loop join in their comparisons.

Another key reference on the use of hashing for processing relational operations, especially *ad hoc* joins, is [2]. This paper, done independently of [6, 24], included algorithms, analyses, and comparisons of nested block join, sort-merge join, and a Grace-like hash join. Again, the cost model was based on transfer costs, but the paper included a discussion of using multi-page data transfers to lower I/O costs. As in [6] and [24], the main conclusion from the paper is that hashing is an important technique for relational algebra operations.

In [10], Hagmann argued that the number of I/O requests, not the number of pages transferred, should serve as the main cost metric for an optimizer. Having stated his case, he proceeded to use his new cost model to derive some interesting results. Of particular interest here, he re-examined the question of buffer allocation for nested block join, concluding that the buffers should be split evenly between the two relations in order to minimize cost. Hagmann also considered buffer allocation for hash joins as in [2], and derived an optimal allocation using his cost metric (assuming a fixed number of buckets). While this paper clearly showed that the I/O cost model does affect predictions, it made no attempt to show that the metric proposed was “correct”.

The main focus of [9] was to explore the dualities and differences between sort-based and hash-based join methods. The paper presented interesting discussions of these dualities and gave several possible optimizations to the algorithms as a result. Included were experimental results using the Volcano system that showed that hashing was generally supe-

rior to sorting except when data was highly skewed, and was much better for operands of different sizes. One section of the paper showed that increasing the “cluster size” (the unit of I/O) could dramatically improve performance results for both hashing and sorting. The paper concluded that a cluster size of 32 KB (eight pages) worked well, and thereafter used that size for other experiments; no attempt was made to compute an optimal cluster size. Similar discussions appeared in [8] as well. Finally, on a related note, [20] utilized a detailed cost model to examine the question of how best to use a large amount of memory in performing an external merge-sort.

From this set of papers we get an interesting collection of methods for handling *ad hoc* joins, but, with the exception of [10], much of the work has been based on a simple model of I/O costs that counts only the number of pages transferred. Hagmann [10] argued for a different, but equally simplistic model, *i.e.*, counting only the number of I/O requests. The predominant transfer-only model has been used for most comparisons of these algorithms, resulting in a certain set of beliefs about their relative merits. While several papers [2, 9, 10] have noted the importance of multi-page I/Os, exploring to a degree the impact of performing I/O in clusters [8, 9, 20], none has studied their implications as thoroughly or examined their impact for the range of join algorithms examined here.

In this paper, we will analyze all five of the key methods for *ad hoc* joins with a more detailed (hence, more realistic) I/O cost model to produce better I/O cost equations for a query optimizer. We will show that the detailed I/O cost model would lead an optimizer to very different conclusions than the simple models that are often used in the literature. Given the importance of multi-page I/Os, we will also use these cost equations to compute how best to divide up memory for each of the join methods.

### 3 A detailed I/O cost model

In this section, we describe the I/O cost model that we will use to study the various join algorithms. We assume the I/O system works as follows: when data must be read or written to disk, a target location on disk is identified. There are three steps in the I/O operation: a seek, if necessary, to move the disk head to the desired cylinder, the latency, during which the disk spins until the desired data is underneath the head, and finally, the transfer, during which one or more pages of data are moved between disk and memory.

The model assumes a fixed cost for each of these steps. The number of times each step occurs, however, is algorithm-dependent. Thus, the total I/O cost,  $C_T$ , of an algorithm is equal to the sum of the three component costs: seek cost, latency cost, and page transfer cost. Each of these costs is in turn the product of the (algorithm-dependent) number of actions ( $N_S$ ,  $N_{I/O}$ , and  $N_X$ , respectively) multiplied by the (algorithm-independent) time that action consumes. Note that, since latency is accrued for each disk I/O, the latency cost is equal to  $N_{I/O}$  times the average latency. In other words,

$$C_T = N_S \times T_S + N_{I/O} \times T_L + N_X \times T_X .$$

The values we will use for  $T_S$ ,  $T_L$ , and  $T_X$  approximate those observed for the Fujitsu Model M2266 disk drive, as described in [3] (see Table 1 for values). Unlike the analyses in [6, 24], our cost model includes the I/Os required to read the source relations; as in [6, 24], however, we exclude the I/O cost for writing the final result of the join to disk, as writing out the result is not always necessary, depending on the overall query plan, and those I/Os are the same for all join algorithms. The reason that we include the I/O cost for reading the source relations here is that, as we will see, it is highly dependent on how input buffering is handled (and on the resulting I/O patterns); this cost is therefore *not* the same for all algorithms.

Though we model seek time as a constant, an approximation of the “average” seek time, seek time is actually a function of the number of cylinders traversed. However, it is not normally practical to compute this number, as it will be a function of how data is laid out on the disk(s). For example, suppose we wish to join relations R and S. These relations could be back to back on the same disk, or many cylinders apart on the same disk, or even on separate disks. Both the number of seeks and the number of cylinders traversed will depend on where the relations are located. While a query optimizer might know, and hence be able to model correctly, the locations of any base relations being joined, it is unlikely to be able to predict this for any temporary, computed relations, including any produced while doing the join. Thus any attempt to count cylinders as part of optimization will likely be inaccurate and potentially misleading. Using an “average” seek time avoids this difficulty, and provides a close approximation of expected behavior, as discussed below.

To derive the number of seeks, the model assumes that the base relations for a join are stored on a single disk, while temporaries are stored on a separate disk. Thus, reads of the base relations will interfere with each other, in the sense that reading from one of the base relations after reading from the other will typically cause a seek. On the other hand, reads of the base relations do not interfere with writes (or reads) of temporaries, that is, the model assumes that the disk arm remains positioned on the correct cylinder for the base relation while a temporary is written to the other disk. The model ignores interference by other processes that could be using the disks in a multi-user system and only counts seeks that must be done with this layout because of the join algorithm being used. While an optimizer could reasonably capture this level of detail, it could hardly be expected to model interference by other processes.<sup>1</sup>

We believe that the seek-related assumptions that we have made in this model are reasonable, and do not unduly affect the results we report. To test this hypothesis, we implemented a more detailed, cylinder-based model of seeks, and compared the costs predicted by that model with those predicted by the average seek time model, for two different layouts of data. In one layout, we assumed that relations R and S are stored next to each other on one disk, and any temporary results from the join (e.g., hash buckets for a hash

<sup>1</sup> As shown in [19], even attempting to accurately model the interference that can arise within a single, pipelined, multi-process join query plan is far from simple.

**Table 1.** Parameters of the model

Parameter	Meaning	Value(s)
P	Page size	8 KB
$T_S$	Average seek time	9.5 ms
$T_L$	Latency	8.3 ms
$T_X$	Page transfer time	2.6 ms
F	Universal fudge factor	1.2
$ R $	Size of R in pages	1250 pages (10 MB)
$ S $	Size of S in pages	$1 \times  R $ , $10 \times  R $
M	Memory size in pages	62–1625 pages (0.35–13 MB)

join) are stored contiguously on a second. In the other layout, R, S, and any temporaries are all stored on separate disks. In this configuration, there is less seeking, as separate positions can be held on each disk. For each layout, we generated two sets of numbers: one, by counting the number of seeks and multiplying by a constant seek cost (9.5 ms), and the other, by computing the distance (in cylinders) traveled in each seek and applying Gray’s formula (private communication) for converting distance to seconds. The different predictions are very close. For hybrid hash (see Sect. 4), the algorithm among those studied here that is most sensitive to seek cost, the differences between layouts are imperceptible (less than 0.3%), while predictions based on the seek cost constant were about 2.5% higher than those based on the seek cost formula, over a wide range of memory sizes. Results for the other algorithms that we studied are even better. It might be possible to get even closer by playing with the value of the average seek cost. We did not feel that this was important, as even the distance-based model is an estimate of the real seek costs, relying on assumptions about data placement that might not hold in a real system. For example, if the two relations are further apart on the disk in the first layout, seek costs will be higher.

For the latency component, the model approximates the cost of the latency as half the disk rotation time. Finally, the third cost component, the transfer cost, is computed using the transfer rate for the device. We assume that our system is capable of *blocked I/O*; that is, it can transfer multiple pages (reading or writing) per disk I/O. In reality, a disk can transfer only a certain number of pages before being forced to seek (move to the next cylinder). In our model, we ignore these tiny seeks, as the cost of a seek is very small compared to the cost of transferring an entire cylinder of data (9.5 ms versus 216 ms with the parameter values of Table 1). These seeks would not add significantly to the cost predictions.

## 4 Counting the steps

In this section, we present equations for the number of disk I/Os, number of seeks, and number of pages transferred by each of the five algorithms studied in this paper. Each algorithm joins two relations that we denote by R and S, where  $|R| \leq |S|$ . We assume a uniform distribution of key values for R; this allows us to ignore hash bucket overflow for the hashing algorithms. Each of the algorithms requires some space in memory for additional structures (e.g., a hash table) roughly proportional to the size of the data being processed. As has become customary in the literature, we model the fractional overhead implied by this extra space using the universal “fudge factor”,  $F$  [6, 24].

The next five subsections derive the counts for each of these classic algorithms: nested block join, sort-merge join, simple hash join, Grace hash join, and hybrid hash join. As explained earlier, we will analyze a basic version of each method, as the objectives of this paper are just to illustrate how detailed I/O cost models can be derived, to demonstrate their importance for query optimizer performance predictions and plan selection, and to show how they can be used in deciding how best to use a join algorithm’s memory allotment.

### 4.1 Nested block join

The nested block join algorithm (NBJ) divides memory into two parts.  $M_R$  pages are used for relation R,  $M_S = M - M_R$  pages for S. The smaller relation, R, is read from disk in chunks of size  $M_R/F$ . This guarantees sufficient memory to build a hash table in memory [2] for the chunk. For each chunk of R that is read, *all* of S is read in pieces of size  $M_S$ , and the join is performed by probing the hash table for the R chunk with S tuples.

Let  $NB$  be the number of chunks needed to read all of R. The number of pages transferred by the NBJ algorithm is:

$$N_X = |R| + (NB \times |S|),$$

where

$$NB = \left\lceil \frac{|R|F}{M_R} \right\rceil.$$

The number of disk I/Os for NBJ is given by:

$$N_{I/O} = NB \times \left( 1 + \left\lceil \frac{|S|}{M_S} \right\rceil \right).$$

In other words, for each chunk of R, we need to start reading this chunk, and then read S in  $(\lceil |S|/M_S \rceil)$  I/Os.

Since R and S are assumed to be on the same disk (Sect. 3), a seek to the beginning of S must be performed after each read of R and another is needed after the read of S, back to the next chunk of R. Since there are  $NB$  chunks of R, there will be  $N_S = 2 \times NB$  seeks for NBJ.

### 4.2 Sort-merge join

The sort-merge join method<sup>2</sup> has two phases. In the first phase, each relation is sorted into runs. In the second phase, the runs from both relations are merged together; this phase’s merging logic merges the set of runs from each relation on the fly, yielding a tuple stream for each relation, and also merges the two resulting tuple streams to form the final joined result. We assume  $M > \sqrt{F|S|}$ , which guarantees one merge pass [24]. With less memory, sort-merge join will require multiple merge passes in the second phase. Each relation is read twice, and written, in the form of sorted runs, once. Thus,

<sup>2</sup> It should be noted that we are assuming the use of a rather basic sorting scheme for sort-merge join; the algorithm could be improved by using a better sorting algorithm, e.g., [20, 21].

$$N_X = 3|R| + 3|S|.$$

The number of disk I/Os is computed by dividing the amount being read or written by the number of pages being read or written at a time:

$$N_{I/O} = \left\lceil \frac{|R|}{I} \right\rceil + \left\lceil \frac{|R|}{O} \right\rceil + \left\lceil \frac{|S|}{I} \right\rceil + \left\lceil \frac{|S|}{O} \right\rceil + \left\lceil \frac{|R|}{MPR} \right\rceil + \left\lceil \frac{|S|}{MPR} \right\rceil$$

During the first phase, memory is divided into three sections: an input buffer of size  $I$ , an output buffer of size  $O$ , and working space to build a tournament tree for the sort, of size  $WS = M - I - O$ . In the second phase, memory is divided evenly between the runs of  $R$  and  $S$ , with  $MPR$  pages per run. The first four terms of the equation for  $N_{I/O}$  account for the reads and writes during the first phase. During this phase, the relation being sorted is read in chunks of size  $I$ , and copied from the input buffer into the tournament tree. Output runs are built up in the output buffer, and written to disk whenever the output buffer is full. Each run will be, on average,

$$RL = \left\lceil \frac{2 \times WS}{F} \right\rceil$$

pages long [13] and will be written to disk contiguously. The last two terms represent the phase two reads of these runs in chunks of size  $MPR$ , where  $MPR$  is the number of pages of memory divided by the sum of the number of runs of  $R$  ( $NR_R$ ) and the number of runs of  $S$  ( $NR_S$ ). Thus,

$$MPR = \frac{M}{NR_R + NR_S}$$

while,

$$NR_R = \left\lceil \frac{|R|}{RL} \right\rceil$$

and

$$NR_S = \left\lceil \frac{|S|}{RL} \right\rceil.$$

Finally, we can count the number of seeks for sort-merge join. The phase one reads of the relations and the writes are sequential, i.e., they incur only initial seeks (four in all). The phase two reads are not sequential, however, as only  $MPR$  pages of each run can be read at a time, causing a seek to be incurred from one run to the next for each of these reads. This gives us

$$N_S = 4 + \left\lceil \frac{|R|}{MPR} \right\rceil + \left\lceil \frac{|S|}{MPR} \right\rceil.$$

#### 4.3 Simple hash join

In simple hash join, relation  $R$  is read and reduced repeatedly, as follows. Each time  $R$  is read, a hash function is applied to the join attribute(s) of its tuples. Based on the result of applying the hash function, some of the tuples are inserted into an in-memory hash table. The remaining tuples are written back to disk, producing a reduced version of  $R$

for input to the next iteration. Relation  $S$  is then read, and the same hash function is applied to the  $S$  tuples.  $S$  tuples that hash to the same range of hash values as the memory-memory  $R$  tuples are used to probe the in-memory hash table; matches are returned and used to create the result. Tuples that do not match are written back to disk, creating a reduced version of  $S$  for the next iteration.

For this join method, memory is again divided into three parts, the input buffer of size  $I$ , the output buffer of size  $O$ , and the working space for the hash bucket of size  $WS = M - I - O$ . The number of iterations,  $NI$ , is given by

$$NI = \left\lceil \frac{|R|F}{WS} \right\rceil.$$

The number of pages of  $R$  kept in memory on each iteration is  $K_R$ , where

$$K_R = \left\lceil \frac{WS}{F} \right\rceil,$$

and the number of pages of  $S$  that match the in-memory portion of  $R$  on each iteration (and hence are not written back out) is on average

$$K_S = \left\lceil \frac{|S|K_R}{|R|} \right\rceil.$$

Then the number of transfers for the simple hash join is:

$$\begin{aligned} N_X = NI \times |R| - \sum_{i=1}^{NI} (i-1)K_R + \\ (NI-1) \times |R| - \sum_{i=1}^{NI-1} i \times K_R + \\ NI \times |S| - \sum_{i=1}^{NI} (i-1)K_S + \\ (NI-1) \times |S| - \sum_{i=1}^{NI-1} i \times K_S \end{aligned}$$

The first two terms give the number of pages of  $R$  read. On each iteration we read  $K_R$  pages less than the iteration before. The next two terms show that we write  $R$  ( $NI-1$ ) times, again omitting  $K_R$  more pages each time. The last four terms correspond to the same counts of reads and writes of  $S$ . After simplification,

$$N_X = (2 \times NI - 1) \times (|R| + |S|) - NI \times (NI - 1) \times (K_R + K_S).$$

Similar reasoning leads to

$$\begin{aligned} N_{I/O} = \frac{1}{I} \left( NI \times (|R| + |S|) - \frac{1}{2} NI \times (NI - 1) \right. \\ \left. \times (K_R + K_S) \right) + \frac{1}{O} \left( (NI - 1) \times (|R| + |S|) \right. \\ \left. - \frac{1}{2} NI \times (NI - 1) \times (K_R + K_S) \right) \end{aligned}$$

Finally, we assume that the reduced versions of  $R$  and  $S$  are written to a disk other than the one that they are read from on each iteration, so that reads do not conflict with writes. The

seeks for simple hash join are therefore only those necessary to get to the beginning of each relation (source R, source S, and reduced R, reduced S) on each iteration. Since we read on each iteration, and write on all but the last iteration,

$$N_S = 2 \times NI + 2 \times (NI - 1) = 4 \times NI - 2.$$

#### 4.4 Grace hash join

In the Grace hash join method there are two phases. In the first phase, each relation is read and hashed into buckets which are written to disk. The number of buckets,  $B$ , is determined by the size of the smaller relation,

$$B = \left\lceil \frac{|R|F}{M - I_1} \right\rceil,$$

where  $I_1$  is the number of pages reserved for the input buffer in the first phase. Each bucket gets

$$O = \left\lceil \frac{M - I_1}{B} \right\rceil$$

pages of memory during the first phase. The number of buckets is chosen so that each individual bucket will fit in memory with its hash table in the second phase. We assume  $M > \sqrt{F|R|}$  so that this is feasible. In the second phase, buckets of R are read into memory one at a time, a hash table is built, and then the corresponding bucket of S is read  $I_2$  pages at a time and used to probe the hash table.

As with sort-merge, each relation is read twice, and written once, so the number of page transfers is

$$N_X = 3|R| + 3|S|.$$

The number of disk I/Os is given by:

$$N_{I/O} = \left\lceil \frac{|R|}{I_1} \right\rceil + \left\lceil \frac{|R|}{O} \right\rceil + \left\lceil \frac{|S|}{I_1} \right\rceil + \left\lceil \frac{|S|}{O} \right\rceil + B + \left\lceil \frac{|S|}{I_2} \right\rceil.$$

The terms are, in order, the number of I/Os needed to read R in the first phase, to write R in the first phase, to read S in the first phase, to write S in the first phase, and finally, to read R in the second phase, and to read S in the second phase.

The number of seeks is

$$N_S = 2 + \left\lceil \frac{|R|}{O} \right\rceil + \left\lceil \frac{|S|}{O} \right\rceil + 2B.$$

The first term reflects the initial seeks to the beginnings of R and S. The next two terms account for the random I/O while writing buckets (each write incurs a seek). Then, since all the buckets are on the same disk, the method has to seek back and forth between buckets of R and S in the second phase.

#### 4.5 Hybrid hash join

Our last algorithm is hybrid hash join. This algorithm is designed to combine the best behavior of simple hash and Grace hash. As in Grace, the algorithm has two phases, assuming again that  $M > \sqrt{F|R|}$ . In the first, the relations are read, hashed into buckets, and written out, as in Grace.

However, during this phase, a portion of the memory is reserved for an in-memory hash bucket for R. This bucket of R will never be written to disk. Further, as S is read and hashed, tuples of S matching with this in-memory bucket can be output immediately; they need not be written to disk either. The second phase proceeds analogously to Grace's: the buckets of R on disk are read in one at a time, the matching buckets of S are read in  $I_2$  bytes at a time, and the join is performed.

Memory in the first phase is divided into three pieces, one of size  $I_1$  for input, one of size  $K \times O$  for output buffers, where  $K$  is the number of buckets excluding the in-memory bucket and  $O$  is the number of pages allocated to buffering each of these buckets, and one of size  $WS = M - K \times O - I_1$  for the in-memory bucket. The optimal  $K$ , given  $I_1$ ,  $I_2$  and  $O$ , is the smallest  $K$  for which

$$K \times (M - I_2) + WS \geq |R|F.$$

The first term corresponds to the amount of data stored in the  $K$  buckets (each bucket can be as big as  $(M - I_2)$  pages), the second to the amount kept in memory. Substituting in the definition of  $WS$  and solving, we get

$$K = \left\lceil \frac{|R|F - (M - I_1)}{M - I_2 - O} \right\rceil.$$

The size of the in-memory portion of R will be

$$|R_0| = \left\lceil \frac{WS}{F} \right\rceil$$

and the size of  $R'$ , the relation obtained from R after extracting that bucket, will be  $|R| - |R_0|$ . We assume that S is reduced proportionately, so that

$$|S'| = \left\lceil |S| \times \left(1 - \frac{|R_0|}{|R|}\right) \right\rceil.$$

The number of page transfers for hybrid hash is then

$$N_X = |R| + |S| + 2|R'| + 2|S'|.$$

The number of disk I/Os will be

$$N_{I/O} = \left\lceil \frac{|R|}{I_1} \right\rceil + \left\lceil \frac{|R'|}{O} \right\rceil + \left\lceil \frac{|S|}{I_1} \right\rceil + \left\lceil \frac{|S'|}{O} \right\rceil + K + \left\lceil \frac{|S|}{I_2} \right\rceil.$$

Again, the terms reflect the cost to read the full relation R in phase 1, to write the reduced relation R, to read the full S, to write the reduced S, and to read both reduced relations in phase 2.

The number of seeks is analogous to that in Grace, namely,

$$N_S = 2 + \left\lceil \frac{|R'|}{O} \right\rceil + \left\lceil \frac{|S'|}{O} \right\rceil + 2K.$$

## 5 Results

In this section, we will look at the results of a variety of analytical "experiments", using the I/O cost model described above. We first explore the ramifications of our detailed I/O cost model and compare its predictions to those made by earlier models. We then consider the affect of buffer allocations on performance, and use the cost model to derive

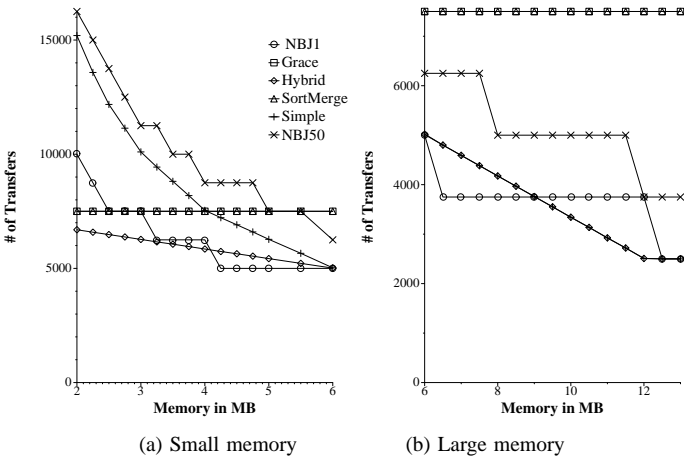


Fig. 1. Predictions of the transfer-only model

formulas for “optimal” buffer allocations for each of the algorithms. To demonstrate convincingly that our detailed model is indeed a source of “truth” about join I/O costs, before we close this section, we present measured results from an experimental implementation of the join algorithms of interest. We then close the section by considering whether the detailed model is really necessary and discussing our conclusions from all these experiments.

### 5.1 Debunking the “common wisdom”

Our first experiment compares the predictions of our model with the results predicted by the earlier, page-transfer-only, model described in Sect. 2. For this transfer-only model,  $C_T = C_X = N_X \times T_X$ , as  $T_L = T_S = 0$  under the assumptions of this model. For purposes of this experiment, we set the buffer sizes  $I$ ,  $I_1$ ,  $I_2$  and  $O$  to one disk page, consistent with typical formulations in the literature. For NBJ, we use two different values for  $M_S$ , based on two different proposals in the literature. The first uses one disk page for  $S$  ( $M_S = 1$ ); the second uses half the available memory for  $S$  ( $M_S = M/2$ ), per [10]. We call these two versions of the algorithm  $NBJ_1$  and  $NBJ_{50}$ , respectively.

We computed  $N_X$  for each of these six algorithms for memory sizes ranging from 0.35 MB to 13 MB, using the parameter values given in Table 1. We use  $N_X$  instead of  $C_X$ , because  $N_X$  is independent of the value of  $T_X$ , hence more general (and since  $T_X$  is a constant, the shapes of the curves are identical). The lower memory bound (0.35 MB) is slightly more than the minimum memory required to make hybrid, Grace and sort-merge run as two-phase algorithms. At the upper end of the range,  $M > |R|F$ , or, in other words,  $R$  fits in memory. In Fig. 1, we show the number of page transfers,  $N_X$ , for  $M = 2$ –13 MB, where  $|S| = |R| = 10$  MB.

The graphs in Fig. 1 predict that hybrid will outperform the other algorithms for much of the memory range. Its only rival is  $NBJ_1$ , which, when  $M > 4$  MB (when  $R$  can be read in three chunks or less), will at times outperform hybrid. As expected, simple hash is terrible when memory is small, but improves to rival hybrid once memory reaches about 6 MB. The worst in small memory is  $NBJ_{50}$ ; in larger memory sizes, though, it too drops below Grace

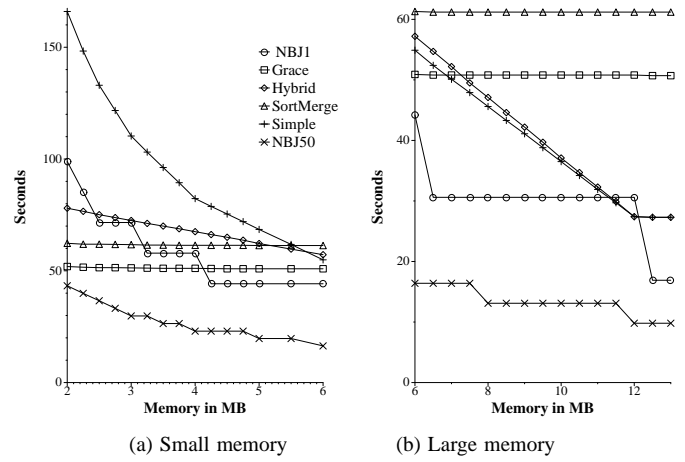


Fig. 2. Predictions of the detailed model

and sort-merge, each of which transfer a constant amount of data. For smaller memories, the trends at the left edge of Fig. 1(a) continue, with  $NBJ_1$ ,  $NBJ_{50}$  and simple hash getting rapidly worse, while Grace, hybrid and sort-merge are stable, with hybrid being slightly better than the other two. Results for  $|S| = 10 \times |R|$  (not shown) are qualitatively similar.

We computed  $C_T$  using our detailed I/O cost model over the same parameters, with the same values for the buffer sizes. The results are shown in Fig. 2. The y-axis in these figures is in seconds, computed using the weights  $T_X$ ,  $T_S$  and  $T_L$  from Table 1.

The more detailed model yields different results. In fact, the results are strikingly different. With the detailed model,  $NBJ_{50}$  is the winner over the whole range of memory sizes shown in Fig. 2. Also surprising relative to the common wisdom, Grace and sort-merge both outperform hybrid until memory becomes very large (5 MB for sort-merge, and 7 MB for Grace). Hybrid is never better than fourth choice among the algorithms over this range of memory sizes. Moreover, the differences are significant; Hybrid is two to three times worse than  $NBJ_{50}$ , and as much as 50% worse than Grace. The reason for these results is that hybrid, with these buffer allocations, uses most of its phase one memory for bucket  $R_0$ , reading and writing the rest of  $R$  in many tiny pieces, thus requiring many disk I/Os. Grace, on the other hand, divides phase one memory over all the buckets, so while its transfer cost is constant, it does those transfers very efficiently in terms of the number of disk I/Os required. Grace’s cost is still dominated by transfer time, which is why it appears constant at this resolution (it is actually declining slightly with increasing memory).  $NBJ_{50}$  provides the best balance between pages transferred and I/Os, hence its strong showing.

For memories under 2 MB (not shown),  $NBJ_{50}$ ’s performance degrades, falling to fourth place for  $M < 1.5$  MB. Although it continues to do an excellent job of reducing the number of disk I/Os, the transfer costs skyrocket in this range (because the small size of  $M_R$  forces  $NBJ$  up). Hybrid never climbs above third place, even when  $M < 1$  MB, though it does grow closer to Grace. As memory gets smaller, Grace needs more buckets, and each bucket gets less space; hence it cannot reduce disk I/Os as much. On the other hand, hy-

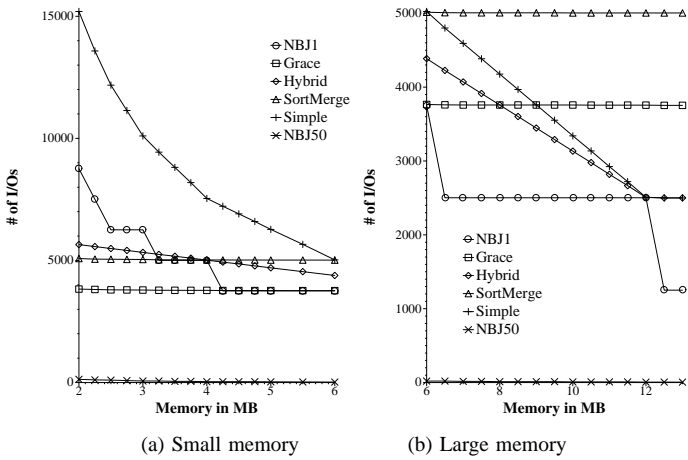


Fig. 3. Predictions obtained by counting I/Os only

brid also needs more buckets, and has little memory left for reducing transfers.

What do we learn from this exercise? First, that the “common wisdom” on join algorithms, based on analyses that only count page reads and writes, is potentially misleading. This is because, as Haggmann [10] asserts, latency is an important component of I/O costs. In fact, if we had modeled latency costs only (or equivalently, only counted the I/Os), as Haggmann suggests, we would have been less surprised by the results of the detailed model. Figure 3 shows the predictions obtained by counting disk I/Os only.

It is clear from comparing the very different predictions (under our detailed model) for  $NBJ_1$  and  $NBJ_{50}$  that buffer allocations play an important role in reducing the number of I/Os that are needed to perform a join, and hence, reducing the cost of the join. If latency is an important cost factor, then it stands to reason that by selecting the “right” buffer allocations, we may be able to improve the performance of each of these algorithms. In the next two subsections, we will use the detailed I/O cost model to first explore the effect of buffer allocation on the performance of the various algorithms, and then derive the “optimal” allocation for each algorithm.

### 5.2 Exploring buffer allocation

It has been shown [20] that increasing the size and number of input buffers can dramatically improve sorting performance. Others have observed [9] that increasing the size of the input and output buffers can improve the performance of the hybrid hash and sort-merge join algorithms. In fact, for all five join methods, increasing the amount of memory dedicated to I/O will improve performance – to a point. After a while there comes a point of diminishing returns, followed in general by increasing costs. The difference between performance at the “optimal” I/O buffer size and a more naive buffer allocation can be significant – over 300% in some cases. Beyond these general observations, the algorithms behave quite differently, so we discuss each individually below.

In Fig. 4 we show the result of varying the percentage of memory dedicated to buffering the inner relation, S, for the

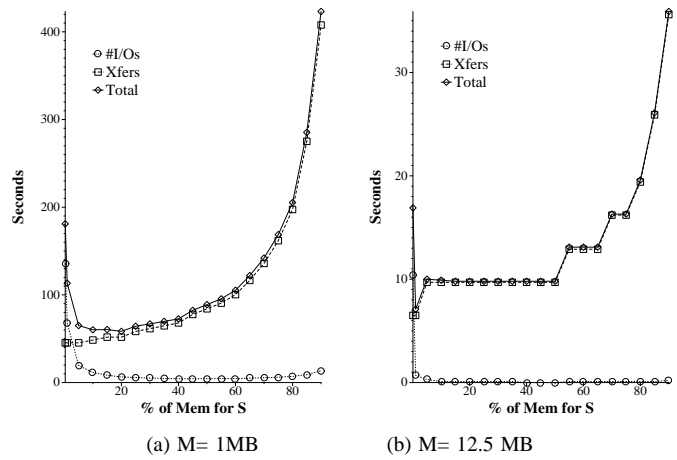


Fig. 4. Varying % of memory given to S for NBJ

NBJ algorithm. We show the results for two different memory sizes, a small memory of 1 MB, and a large memory of 12.5 MB. The model used is our detailed model, counting I/Os, seeks, and page transfers. The leftmost point on each graph corresponds to the allocation of a single page for S, as in the  $NBJ_1$  algorithm; at  $X = 50$  half of memory is allocated to S, as is done for  $NBJ_{50}$ . The minimum predicted by the detailed model lies between these two points in each case. Each graph shows, in addition to the total cost,  $C_T$ , the component costs for latency ( $N_{I/O} \times T_L$ ) and for transfers ( $N_X \times T_X$ ). When the percentage of memory given to S is small, the number of I/Os is high; as more memory is given to S, the number of I/Os falls off quickly, but the number of chunks of R,  $NB$ , increases; the total cost then begins to be dominated by the cost of transferring increasing amounts of data, as the amount of data transferred is proportional to  $NB$ . Finally, note that, for the two different memory sizes, the optimal value of  $M_S$  is different. For the smaller memory, the minimum occurs at around 20%, or 25 pages. For the larger memory, the minimum occurs at around 4%, or 63 pages (this is the largest amount of memory we can give to S and still have R fit in memory in one chunk, minimizing transfer costs).

In [10], Haggmann predicts that the minimum should occur at 50% of memory, regardless of memory size. We will show in Sect. 5.3 that this is in fact true in systems where latency cost is so high that transfer costs are negligible, as Haggmann assumes. However, for more realistic (for the current day) values for  $T_X$  and  $T_L$ , page reads must be considered, and hence the discrepancy.

Simple hash join, which we do not show, behaves very similarly to NBJ as we increase the amount of space given to the I/O buffers, I and O. The main difference is that the curves are smoother (the step function is less pronounced). The minima occur at about the same points or slightly earlier. However, the optimal performance of simple hash in the small memory case is almost a factor of two worse than that of NBJ; for the large memory case, where R fits completely in memory, they are about the same.

The results of the same experiment for sort-merge join are given in Fig. 5 for the same two memory sizes. For the smaller memory, the leftmost point again corresponds to the naive allocation of a single page per buffer (i.e., one page for



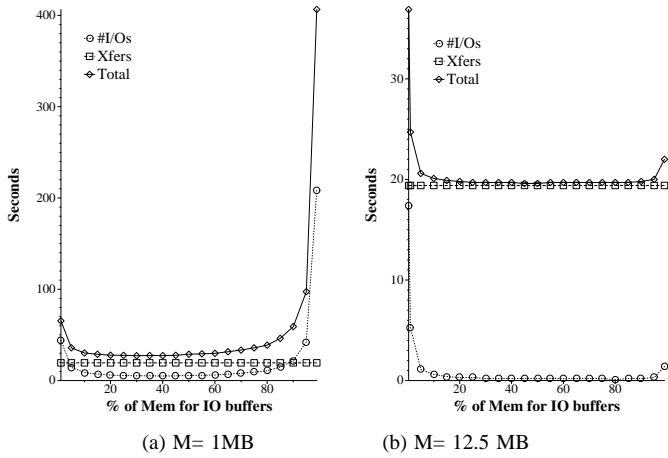


Fig. 5. Varying % of memory for I/O buffers for sort-merge

I, one for O) in the first phase. For the larger memory  $I = 3$  and  $O = 2$  at the leftmost point. (For smaller allocations the results are much worse, and the graph becomes hard to read). Both curves are U-shaped, and very flat at the bottom. This is because changes in buffer allocations do not affect the amount of data transferred (the dominant component of cost) and quickly reduce the cost due to latency to close to zero. Again, the actual optimum is different for the two memory sizes (around 50% for the large memory, and between 25 and 40% for the small), but the performance of sort-merge is relatively insensitive to small changes in the allocation in the neighborhood of the optimum. For example, if the allocation is 10% away from the optimal buffer size, this might mean a performance loss of 2%, whereas a comparable error for NBJ could mean a factor of 50% or more in performance for the large memory case and 15% for the small memory case. However, it is still important to get in the right ballpark, as the naive allocation results in performance about two times worse than that of the optimal allocation.

For Grace hash (not shown), we varied the amount of space given to the input buffer in phase 1, and split the remainder evenly among the output buffers for the hash buckets. The shape of the curves for Grace are similar to those for sort-merge. However, the minima come somewhat earlier for Grace, and the bottom of the “U” is narrower and less flat. The reason for this is that, while increasing the size of  $I_1$  reduces the number of I/Os for reads, it also reduces the amount of space available for output buffers, thus increasing the number of I/Os for writes. For sort-merge, on the other hand, we increased the amount of both  $I$  and  $O$ , reducing I/Os for both reads and writes. Again, performance is relatively insensitive to small deviations from the optimal allocation, because latency is still only a small component of overall performance, but being on the wrong section of the curve will produce very bad results.

Finally, Fig. 6(a) shows the effect of varying the amount of space given to the input and output buffers for the hybrid hash algorithm for four different memory sizes. The more space given to the input and output buffers, the less space there is for  $R_0$ . Interestingly, when memory is small relative to  $|R|$ , the best performance is achieved when all of memory is used as buffers, that is, when there is no  $R_0$ . In other words, when memory is tight, hybrid performs best if

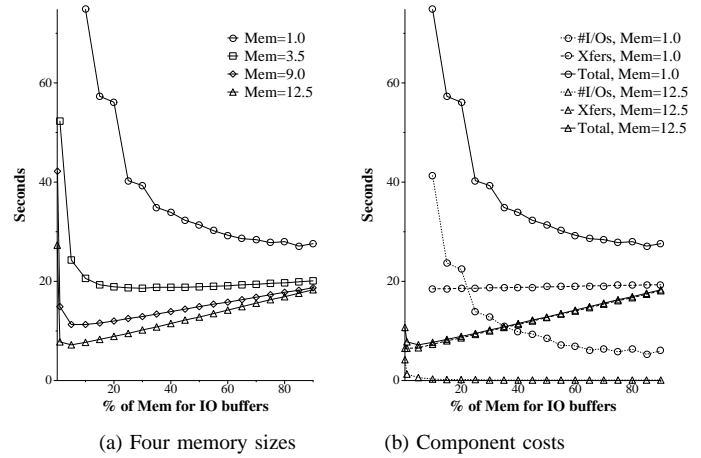


Fig. 6. Varying % of memory for I/O buffers for hybrid

it is simply run as Grace hash. As memory gets larger, the minimum occurs earlier and earlier, until the best performance is achieved when almost all of memory is given to  $R_0$ . The reason for these trends can be seen by examining Fig. 6(b). In this figure we have shown the curves for the smallest and largest memory, with their component costs for transfers and latency. For small memory, the transfer cost is virtually constant, regardless of how much space is used for  $R_0$ , as  $R_0$  is never big enough to reduce significantly the amount of data transferred. The more space used for input and output buffers, therefore, the fewer disk I/Os needed. Since transfers are essentially constant, the fewer the disk I/Os the better performance will be.<sup>3</sup> In the large memory case, however, the number of disk I/Os is almost constant, after an initial drop, whereas space used for  $R_0$  has a big effect on the amount of data transferred (1% of the large memory is around 15 pages).

Once again, choosing the buffer allocation correctly is important. The results of using a naive allocation of one page per buffer ( $I = O = 1$ ) are shown as the leftmost points of Fig. 6. Performance there is as much as 400% worse than the optimal. We also see that larger memories are more sensitive to small deviations from the optimum than small-to-medium memories, because, again, each percentage point increase in buffer size for the large memory causes a large decrease in the size of  $R_0$ , and thus, a significant increase in transfer costs. For the larger memories, being 10% from the optimum can mean a loss of about 15% in performance, as opposed to 3–5% for the smaller memory.

### 5.3 Finding optimal buffer allocations

To enable a query optimizer to correctly choose between join methods, and to get the best performance from the method selected, the preceding results show that it is important to choose a good I/O buffer allocation for each join method considered. We note that each algorithm has one critical

<sup>3</sup> In fact, while we have restricted our study to two-pass hashing, it may be beneficial in some situations to use even larger I/O buffers – even when this implies one or more additional (recursive) hashing passes – if the resulting reduction in page transfers outweighs the corresponding increase in the amount of data transferred [8].

Algorithm	Estimator
NBJ	$M_S = \left\lfloor \frac{\sqrt{y S (y S +M(y+ S ))-y S }}{y+ S } \right\rfloor, y = T_L/T_X$
Sort-merge	$I = O = \left\lceil (\sqrt{2z} - 4)M/(z - 8) \right\rceil$ $z = xF( R  +  S )/M, x = (T_L + T_S)/T_L$
Simple	$I = O = \left\lceil \sqrt{y^2 + .5yM} - y \right\rceil, y = T_L/T_X$
Grace	$B = \left\lfloor \frac{ R F + \sqrt{ R ^2F^2 + 4M R F}}{2M} \right\rfloor$ $O = \left\lfloor \frac{M}{B+1} \right\rfloor$ $I_1 = M - B \times O$ $I_2 = M - \lceil  R F/B \rceil$
Hybrid	$I_1 = I_2 = O = \lceil 1.1\sqrt{M} \rceil$

**Table 2.** Formulas to Estimate “Optimal” Buffer Allocations

parameter (the *determining* parameter) whose value always depends on memory allocations. For NBJ, the determining parameter is *NB*, the number of chunks in which R can be read; for simple, it is *NI*, the number of iterations; for Grace, it is the number of buckets, *B*; for hybrid, *K*; and for sort-merge it is the run length, *RL*. We examine each algorithm’s use of memory, with the goal of developing a formula for the optimal allocation.

Our general approach is to minimize the cost function via differentiation. To do this, we approximate the cost of each algorithm by a continuous function, parametrized by the buffer size. For some algorithms with multiple buffers (e.g., sort-merge), we have to make further assumptions, for example, that the size of the input buffer and the output buffer are equal, in order to reduce it to an equation in one variable. Once we have a continuous function in a single variable, we differentiate it, and set the result equal to zero. For most of the algorithms, we ignore seek costs. Initially, we included them, but they complicated the equations without significantly affecting the results. This is because for most of the algorithms, it is the ratio of the number of I/Os to the number of pages transferred that is the key tradeoff for determining buffer allocations. Often, changing that ratio will incidentally change the ratio of random to sequential I/Os, but this is a smaller, secondary effect. The one notable exception to this is sort-merge join; for sort-merge, there is a significant tradeoff between sequential and random I/Os, based on buffer allocations. We do, therefore, include seek costs in the sort-merge calculations. The results of this exercise are summarized in Table 2, and their derivations are sketched below.

### Nested block join

Let us begin by examining NBJ. The cost of NBJ (ignoring seeks) is

$$C_{NBJ} = T_X \times (|R| + (NB \times |S|)) \\ + T_L \times NB \times \left( 1 + \left\lceil \frac{|S|}{M_S} \right\rceil \right).$$

Approximating by a continuous function, this is equivalent to

$$C_{NBJ} = T_X \times \left( |R| + \frac{|R|F|S|}{M - M_S} \right) + \frac{T_L|R|F}{M - M_S} \left( 1 + \frac{|S|}{M_S} \right).$$

Taking the derivative with respect to  $M_S$  yields

$$\frac{dC_{NBJ}}{dM_S} = \frac{T_X|R|F|S|}{(M - M_S)^2} - \frac{T_L|R|F|S|}{(M - M_S)M_S^2} \\ + \frac{T_L|R|F}{(M - M_S)^2} \left( 1 + \frac{|S|}{M_S} \right) = 0,$$

which can be simplified to

$$(|S| + y)M_S^2 + 2y|S|M_S - y|S|M = 0,$$

where  $y = T_L/T_X$ . Application of the quadratic formula yields the result in Table 2.<sup>4</sup>

Note that, if we take the limit of this formula as  $y$  approaches zero (this is the case in which latency is small, and only page transfers matter), then  $M_S$  approaches zero. In other words, if only transfers count, very little space should be devoted to S. Likewise, if we take the limit as  $|S|$  approaches zero, again  $M_S$  approaches zero. In other words, when S is small, we need less buffer space for S.

Finally, we note that if we take the limit as  $y$  goes to infinity, we get to the case in which latency is so great that only disk I/Os count (page transfer costs can be ignored). This is the case that Haggmann considers in [10].

$$\lim_{y \rightarrow \infty} M_S = \sqrt{|S| \times (M + |S|)} - |S| = M'_S$$

This may not look much like  $0.5M$  (Haggmann’s result), but in fact, as S becomes large, it converges to this. As proof, write  $|S|$  as a multiple of M, say  $|S| = c \times M$ . Then the formula above becomes

$$M'_S = (\sqrt{c \times (c + 1)} - c) \times M.$$

To take the limit of this as  $c$  goes to infinity, we rewrite the square root as a Taylor series expansion, as follows,

$$M'_S = (c \times \sqrt{1 + 1/c} - c) \times M,$$

$$M'_S = \left( c \times \left( 1 + \frac{1}{2c} - \frac{1}{8c^2} + \dots \right) - c \right) \times M,$$

$$M'_S = \left( c + \frac{1}{2} - \frac{1}{8c} + \dots - c \right) \times M,$$

$$M'_S = \left( \frac{1}{2} - \frac{1}{8c} + \dots \right) \times M.$$

Taking the limit as  $c$  goes to infinity yields:

$$\lim_{c \rightarrow \infty} M'_S = \frac{1}{2}M.$$

Q.E.D.

### Sort-merge join

For sort-merge, we assume that  $I = O$ . Ignoring page transfers, which are constant, the cost of sort-merge is

<sup>4</sup> We should mention that this formula can be simplified even further by noting that generally,  $y \leq 5$ , and that as disks get faster,  $y (= T_L/T_X)$  will become even smaller. As a result,  $y \ll |S|$ , and  $y + |S|$  could be replaced by  $|S|$  in the formula. Also,  $y \ll M$ , so  $y + M$  could be replaced by  $M$ . The resulting simplified formula can then be boiled all the way down to  $M_S = \lceil \sqrt{yM} - y \rceil$ . However, since the NBJ formula as given in Table 2 is not especially more complicated than some of the others given there, we will keep the more accurate version.

$$C_{SMJ} = 2T_L \times \left( \left\lceil \frac{|R|}{I} \right\rceil + \left\lceil \frac{|S|}{I} \right\rceil \right) \\ + (T_L + T_S) \times \left( \left\lceil \frac{|R|}{MPR} \right\rceil + \left\lceil \frac{|S|}{MPR} \right\rceil \right).$$

If we approximate  $C_T$  with a continuous function, we arrive at

$$C_{SMJ} = \frac{2T_L(|R| + |S|)}{I} + \frac{(T_L + T_S)F(|R| + |S|)^2}{2M(M - 2I)}.$$

Differentiating,

$$\frac{dC_{SMJ}}{dI} = \frac{-2T_L(|R| + |S|)}{I^2} + \frac{(T_L + T_S)F(|R| + |S|)^2}{M(M - 2I)^2} = 0.$$

After simplification,

$$(xF(|R| + |S|) - 8M)I^2 + 8M^2I - 2M^3 = 0,$$

where  $x = (T_L + T_S)/T_L$ , the ratio of random to sequential I/O costs. Application of the quadratic formula yields the result given in Table 2.

If we look at the limits, we again get sensible results. For example, as  $|R|$  and  $|S|$  become large,  $I$  and  $O$  approach zero, that is, it becomes important to make the runs as long as possible. As  $M$  increases, so should  $I$  and  $O$ ; as  $M$  decreases,  $I$  and  $O$  will decrease. If seek costs are very high,  $x$  approaches infinity; in this case buffers will shrink towards zero, as this increases run length and  $MPR$ , reducing the number of seeks.

### Simple hash join

Simple hash lives up to its name; its solution is remarkably tractable. Again, we assume that  $I = O$ . Once we approximate  $C_T$  with a continuous function, we get

$$C_{SH} = \frac{T_X|R|F \times (|R| + |S|)}{M - 2I} + \frac{T_L|R|F \times (|R| + |S|)}{I(M - 2I)}.$$

Taking the derivative yields

$$\frac{dC_{SH}}{dI} = |R|F \times (|R| + |S|) \\ \times \left( \frac{2T_X}{(M - 2I)^2} - \frac{T_L(M - 4I)}{I^2(M - 2I)^2} \right) = 0,$$

which simplifies out to

$$2I^2 + 4yI - yM = 0,$$

where once again,  $y$  is the ratio of latency to transfer cost ( $T_L/T_X$ ). Again, the quadratic formula can be used to reach the solution shown in Table 2. As the result is proportional to  $y$ , the buffer size will be small when latency is small, that is, when it is not important to minimize I/Os. When latency is large, and it does, therefore, pay to reduce I/Os, the buffer size will also be large.

### Grace hash join

If we try the same procedure using the cost equation for Grace hash, the result after differentiation and simplification is a cubic. Using a system such as Mathematica [26], we

can solve the cubic, but the result is difficult to understand (and annoying to program!). We note that, for Grace, all of memory in phase one is used for I/O. The problem is therefore only to decide how much should be used for the single input buffer, and how much of the B output buffers. We note that there is no great advantage to be gained from making any one of these buffers much larger than the others, as the same amount of data is input and output. We therefore hypothesized that the best performance would be achieved when all buffers were the same size, and ran a series of experiments to test this, with excellent results.

When all buffers are equal,  $I_1 = M/(B + 1) = O$  (if we pretend memory can be divided infinitely finely). Since  $B = |R|F/(M - I_1)$  (again, approximating with a continuous function), we can substitute the desired formula for  $I_1$ , and obtain the following quadratic in  $B$ :

$$B = \frac{|R|F}{M - \frac{M}{B+1}}.$$

This can be reduced to

$$MB^2 - |R|FB - |R|F = 0,$$

which can be solved using the quadratic formula again. The result is given in Table 2. Given  $B$ , and remembering that memory comes in discrete units, we then choose values for  $I_1$ ,  $I_2$ , and  $O$ . Clearly,  $I_2$  should be chosen as large as possible, that is, it should use up all the space in the second phase not taken up by the resident  $R$  bucket. For  $O$  and  $I_1$ , we subdivide the space as evenly as possible, then give the extra pages, if any, to  $I_1$ .

### Hybrid hash join

Finally, we come to hybrid hash join. The result of differentiating and trying to solve the resulting equation for hybrid is a quartic, with a uselessly long and complex solution<sup>5</sup>. However, by making a series of approximations we were able to arrive at a cost formula that we could minimize. We used the following approximations:  $I = O = I_2$ ,  $|R| \gg K$ ,  $|R|F \gg I$ , and  $|S| = |R|$ . We argue that these are normally reasonable assumptions (with the exception of the last; however, the solution is not highly sensitive to this ratio, and the simplification is significant). With these assumptions, we get an approximate cost  $C'_{HH}$  (for clarity, we have divided through by  $T_X$ ; minimizing this function will produce the same result as minimizing  $C'_{HH}$ , as  $T_X$  is a constant).

$$\frac{C'_{HH}}{T_X} = \frac{y}{I}(5|R| - 3M/F) + |R|\frac{4I + 3y}{M - 2I}$$

Remember that  $y$  is the ratio of latency to transfer cost,  $T_L/T_X$ . Taking the derivative with respect to  $I$  yields:

$$\frac{dC'_{HH}/T_X}{dI} = \frac{-y}{I^2}(5|R| - 3M/F) + |R|\frac{4M + 6y}{(M - 2I)^2} = 0,$$

$$(12yM/F + 4M|R| - 14y|R|)I^2 \\ + (20yM|R| - 12yM^2/F)I \\ - (5y|R| - 3yM/F)M^2 = 0.$$

<sup>5</sup> The solution, using Mathematica, covered tens of pages, unformatted!

Using our old friend, the quadratic formula, we arrive at

$$I = \frac{-(5 - \frac{3M}{|R|F}) + \sqrt{7.5 - \frac{4.5M}{|R|F} + \frac{5M}{y} - \frac{3M^2}{y|R|F}}}{6/|R|F + 2/y - 7/M}$$

Since this is already a fairly rough approximation, due to the simplifications used to reduce the cost to a quadratic, we feel justified in simplifying further, by taking the limit as  $|R|$  goes to infinity (basically, looking at what happens when  $R$  and  $S$  are much bigger than  $M$ ), and noting that  $M \gg y$ . This yields the simple result given in Table 2. In fact, this last approximation tends to compensate for the earlier approximations; this simple formula yields excellent results, often 10% better than those achieved using the value for  $I$  given by the quadratic above. However, we do not know if these results are strictly optimal for all memory sizes and values of  $|S|$  and  $|R|$ .

### Using the formulas

For NBJ, sort-merge and simple hash, the formulas in Table 2 should be used as an initial estimate of the buffer sizes. To account for the discrete nature of the actual cost formulas, this estimate should be used to compute an optimal value of the determining parameter for the algorithm. Then, for sort-merge and NBJ, the buffer space should be re-computed as the maximum number of pages that still produces this value for the determining parameter. For example, suppose we have a memory size of 500 pages ( $M = 500$ ) and a ratio of latency to transfer cost of about three ( $y = 3$ ), with  $|R| = |S| = 1250$ . For NBJ, we get the value  $M_S = 37$ . Then  $M_R = 500 - 37 = 463$ . For this value of  $M_R$ , with  $|R| = 1250$ , we get  $NB = \lceil |R|F/M_R \rceil = \lceil 1500/463 \rceil = 4$ . Note that if we are reading  $R$  in 4 chunks, we need only 375 pages of memory for each chunk ( $\lceil |R|F/NB \rceil$ ). Thus,  $M_S = M - M_R = 125$ . This will be strictly better than the original estimate, as it will decrease the number of I/Os needed to read  $S$ , while leaving the number of I/Os for  $R$  and the amount of data transferred the same. Similar optimizations can be made for sort-merge using an initial estimate of buffer size to set run length.

For simple hash, some adjustment of the estimate is necessary, as the continuous approximation to the cost formula was a very rough one, introducing significant error in the results in some cases. However, each change in the buffer space changes the amount of data transferred, so using the maximum number of pages is not a solution. We have found through experimentation that a good approximation results from the following procedure. Let the initial estimate obtained from the formula in Table 2 be  $I_0$ . The largest buffer size for the number of iterations,  $NI$ , determined by  $I_0$  is  $I_{max} = \frac{1}{2} \left( M - \left\lceil \frac{|R|F}{NI} \right\rceil \right)$ . The optimum lies between  $I_0$  and  $I_{max}$ , as  $I_0$  is an underestimate. Since  $I_0$  is more accurate for larger memories, we would like the estimate to be close to  $I_0$  when  $M$  is large, and closer to  $I_{max}$  when  $M$  is small. We therefore choose  $I = O = I_0 + \frac{w}{M}(I_{max} - I_0)$ , where  $w$  represents a small memory size. For our parameter values, we found  $w = \min(M, 125)$  worked well. (I.e., for memories up to 125 pages,  $I = O = I_{max}$ . For bigger memories,  $I = O$  slides back towards  $I_0$ , as desired).

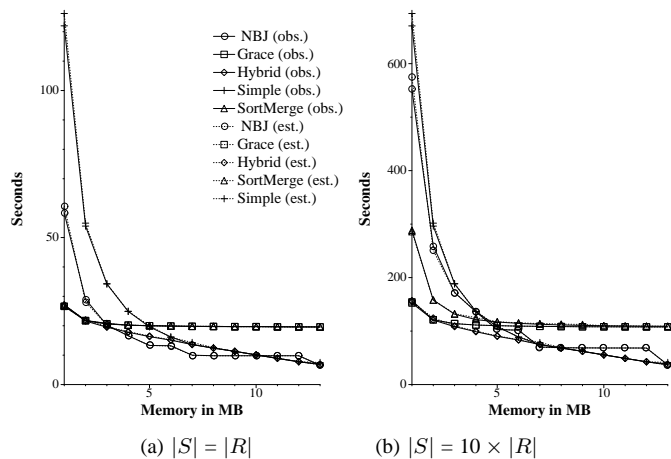


Fig. 7. Performance using observed optimal buffer allocations vs. estimates

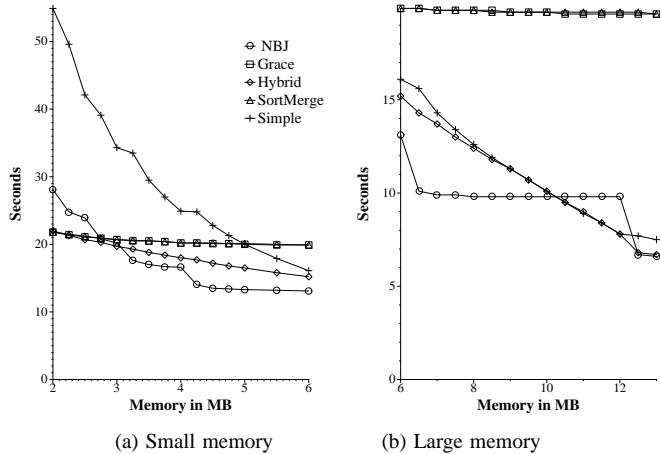
Our formula for Grace sets the determining parameter directly, and this “sliding” process for the buffer allocations is done by the equations in Table 2. For hybrid, the formula we arrived at works well as it is; some improvement using similar tricks may be possible, but it must be done carefully, as each change in the buffer space always affects the overall amount of data that will be transferred (by changing the size of  $R_0$ ). We did not find it worthwhile to pursue this.

The formulas that we arrived at are as diverse as the algorithms themselves. Each algorithm uses memory differently, and none of the derivations was particularly easy. To test our results, we experimentally varied the buffer size for each algorithm (for  $M$  between 1 and 13 MB) and compared the observed minima to those predicted by our formulas when used as described above. In Fig. 7 we show the predicted response times in seconds for our formulas for all five algorithms (“estimated” curves), as well as the observed minima for those algorithms (“observed” curves), for  $|S| = |R|$  and  $|S| = 10 \times |R|$ . In most cases, the formulas are amazingly accurate, typically within 2% of the optimal. Looking at Table 3, we get a better sense of the errors involved in Fig. 7. As indicated above, the roughest estimates are for simple and hybrid hash join, and even those estimates are normally within 5%, except when memory is sufficiently large to hold  $R$  and its hash table, with some space left over, i.e.,  $M > |R|F$ . In this case, too large a buffer can keep  $R$  from fitting, greatly increasing the cost of algorithms such as NBJ, hybrid and simple hash. When memory is this large, an additional sanity check, comparing the cost of two chunks versus a single one, should be made. From the table, we can also see that the estimates tend to get worse as  $|S|$  increases. This is to be expected, given the simplifications we made when deriving the formulas for the estimates. However, the percent error increases only slightly with the ten-fold increase in  $|S|$ .

To see what we gain from correctly tuning buffer allocations, compare the graphs in Fig. 8 to those in Fig. 9 (repeated for viewing convenience from Fig. 2). The differences are fairly dramatic. First, note that the expected performance of all of the algorithms is significantly better in Fig. 8. For example, Grace improves by a factor of about 2.5, and NBJ by as much as 3.5 times (relative to  $NBJ_1$ ; it is 1.3 to 1.5 times better than  $NBJ_{50}$ ). Hybrid also improves

**Table 3.** Percent error in performance using estimated buffer sizes

$M$ (MB)	% Error when $ S  =  R $					% Error when $ S  = 10 \times  R $				
	NBJ	S-MJ	Grace	Simple	Hybrid	NBJ	S-MJ	Grace	Simple	Hybrid
1.0	3.9	0.0	0.0	3.4	0.0	4.2	0.0	1.4	3.5	0.0
2.0	3.1	0.0	0.5	1.9	1.9	0.0	0.1	0.3	1.9	3.2
3.0	0.0	0.0	0.5	0.3	1.0	0.0	0.7	0.2	0.3	1.3
4.0	0.0	0.0	0.0	0.0	1.1	0.0	3.0	0.0	0.1	1.1
5.0	0.0	0.5	0.0	2.0	1.2	0.0	0.4	0.1	1.9	0.9
6.0	0.0	0.0	0.0	0.0	0.7	0.0	0.9	0.0	0.0	0.5
7.0	0.0	0.0	0.0	4.4	0.7	0.0	1.1	0.0	5.2	0.5
8.0	0.0	0.0	0.5	1.6	0.0	0.0	0.1	0.1	1.6	0.3
9.0	0.0	0.0	0.0	0.0	0.0	0.0	1.6	0.0	0.0	0.0
10.0	0.0	0.0	0.0	0.0	0.0	0.0	0.0	0.0	0.0	0.0
11.0	0.0	0.0	0.0	0.0	1.1	0.0	0.0	0.0	0.2	0.2
12.0	0.0	0.5	0.0	1.3	0.0	0.0	0.1	0.0	0.5	0.5
13.0	0.0	0.0	0.0	7.0	0.0	0.0	0.1	0.0	7.6	0.0

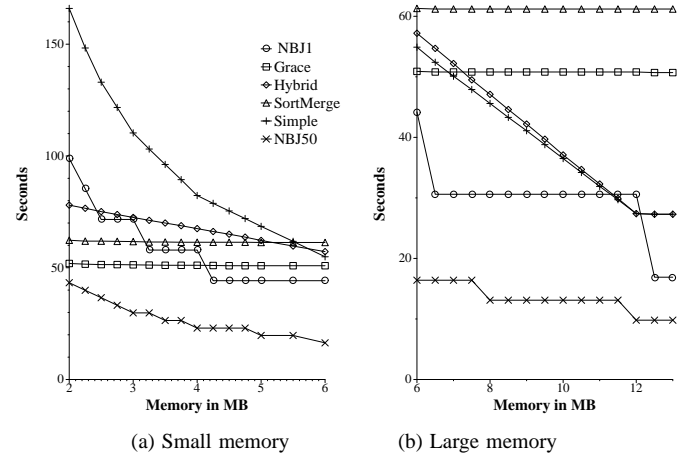
**Fig. 8.** Predictions of the detailed model, optimized buffer allocations

substantially, making it much more competitive, though it still only beats NBJ in low memory (under 3 MB), when it essentially behaves like Grace, and in very large memory ( $M > |R|F$ ), where it strongly resembles simple hash. Differences in performance that were significant under the naive buffer allocations become insignificant when the allocations are well-tuned. For example, when buffer sizes are set appropriately, Grace and sort-merge are virtually indistinguishable. This is because, with the buffer sizes set correctly, transfer costs dominate the total cost, and these costs are identical for the two algorithms (see Sect. 4).

#### 5.4 Yes, the model matters

The differences between Figs. 8 and 9 illustrate, once again, that it is necessary to model buffer allocations in a query optimizer in order to correctly choose among join methods. Since buffer allocation and latency have such important effects on performance, it is natural to ask whether a model based only on counting disk I/Os would be sufficient, as suggested by [10]. That is, do we really need to include the cost of page transfers?

Table 4 dramatizes the answer. This table compares the join algorithm recommendations of the two simpler models (transfer-only and I/O count-only) with those of the detailed I/O cost model. Our intent was to approximate the behav-

**Fig. 9.** Predictions of the detailed model, naive buffer allocations

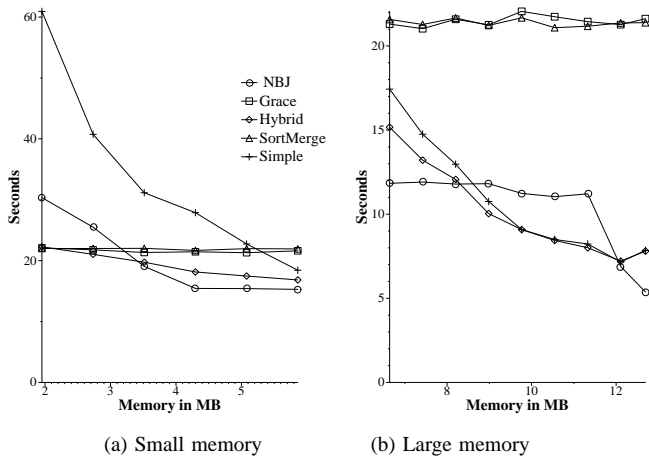
ior of an optimizer based on one of these models. Thus, we assumed buffer allocations would be tuned to be optimal according to the model doing the cost predictions. For example, the transfer-only model uses  $NBJ_1$  for NBJ, while the I/O count-only model uses  $NBJ_{50}$ . The detailed model uses the formulas for optimizing buffer allocations derived in Sect. 5.3.

The table shows, for a range of memory sizes from 0.35 to 13 MB, which algorithm each model would pick as the winner (the cheapest way to execute the join), and the “actual” cost (according to the detailed model) in seconds of executing the join using that algorithm with the buffer allocations chosen given that model. In cases where more than one algorithm is listed, the model was unable to distinguish between them (that is, an optimizer based on that model would predict identical performance for those algorithms). However, the actual cost of the algorithms according to the detailed model may differ; thus, the cost of each algorithm is given separately. Clearly, an optimizer based on either of the two simpler models would make some serious mistakes, choosing both the wrong algorithms and the wrong buffer allocations. These decisions could lead to performance as much as four times worse than the “optimal” picked by the detailed model.

Why is the number of I/Os such a bad predictor of the optimized algorithms’ performance, when we showed earlier (in Sect. 5.1) that latency is so important? The answer is

**Table 4.** Comparison of optimizer predictions under three I/O cost models

<i>M</i> (MB)	Transfer-only optimizer		I/O count-only optimizer		Detailed optimizer	
	Winner	Actual cost	Winner	Actual cost	Winner	Actual cost
0.35	Hybrid	88.2	S-MJ	69.4	S-MJ	69.4
0.5	Hybrid	86.7	Grace/Hyb.	43.4/43.4	Grace/Hyb.	43.4/43.4
1.0	Hybrid	83.4	NBJ	85.7	Grace/Hyb.	26.6/26.6
2.0	Hybrid	78.0	NBJ	43.3	Grace/S-MJ	21.8/21.8
3.0	Hybrid	72.5	NBJ	29.8	Hybrid	19.7
4.0	Hybrid	67.5	NBJ	23.0	NBJ	16.6
5.0	NBJ	44.2	NBJ	19.7	NBJ	13.3
6.0	NBJ	44.2	NBJ	16.4	NBJ	13.1
7.0	NBJ	30.6	NBJ	16.4	NBJ	9.9
8.0	NBJ	30.6	NBJ	13.1	NBJ	9.8
9.0	NBJ	30.6	NBJ	13.1	NBJ	9.8
10.0	Simple	36.5	NBJ	13.1	NBJ	9.8
11.0	Simp./Hyb.	31.9/32.3	NBJ	13.1	Simple	8.9
12.0	Simp./Hyb.	27.4/27.4	NBJ	9.8	Simp./Hyb.	7.8/7.8
13.0	NBJ/Simp./Hyb.	16.9/27.3/27.3	NBJ	9.8	NBJ	6.6



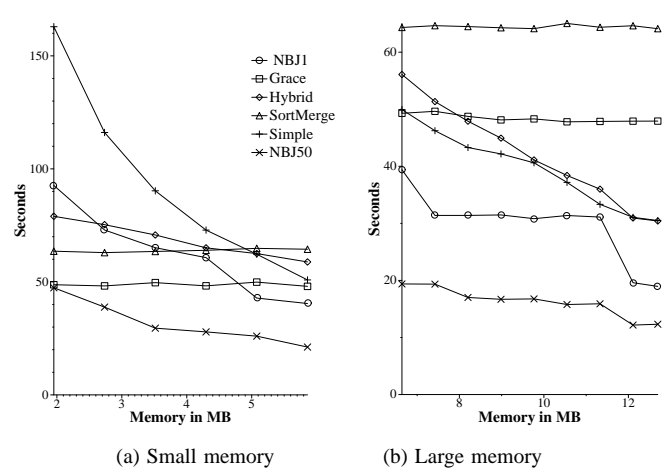
**Fig. 10.** Measured I/O times, optimized buffer allocations

simply that by optimizing the buffer allocations, we reduced the negative effect of the excessive I/Os that were occurring with the naive allocations. Thus, the effect of page transfers was increased – but only because we significantly reduced the number of I/Os. If the model that we used for buffer allocation had not included both page transfers and latency, of course, we could not have achieved these results.

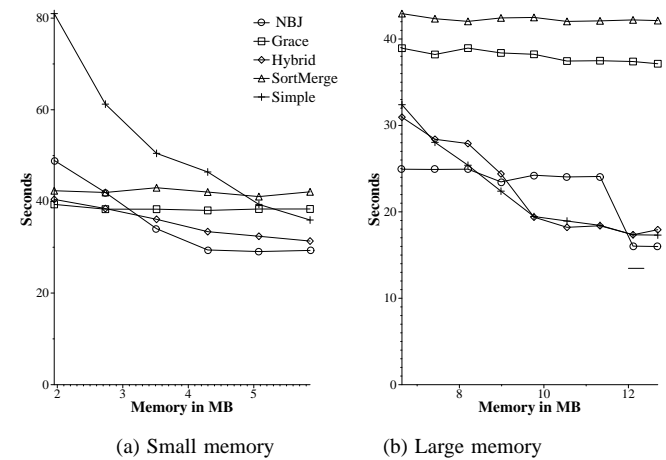
5.5 Checking the truth

The “experiments” that we have done so far show that the detailed I/O cost model makes a difference in our predictions for which method will be best. However, they do not prove that the detailed model’s predictions are more accurate than a less detailed model. In this section, we present results from an exercise in which we implemented the five *ad hoc* join methods that we have studied here and measured their I/O times and overall execution times for the memory sizes and memory allocations covered by Figs. 8 and 9.

We implemented the five join algorithms based on the memory management schemes described in Sect. 3. To eliminate operating system effects, our implementation was based on raw Unix file systems and we did our own buffer management. Buffer management consisted of allocating a single



**Fig. 11.** Measured I/O times, naive buffer allocations



**Fig. 12.** Measured join times, optimized buffer allocations

large block of memory and then using some of its pages as input buffers, some as output buffers, some for holding data pages, and some for a hash table directory, as per the earlier descriptions of the various algorithms’ memory management schemes. Each relation to be joined was stored on disk as a series of contiguous 8-KB pages, with each page holding as many 100-byte tuples as possible (yielding 101250 tuples

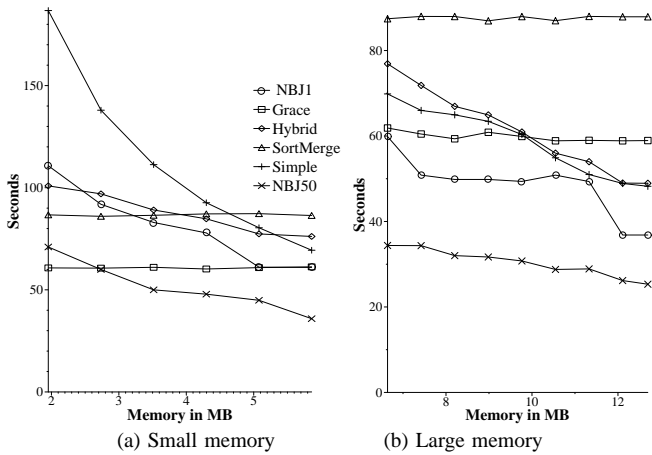


Fig. 13. Measured join times, naive buffer allocations

per 10-MB relation). Each tuple contained a 4-byte unique integer key field plus 96 bytes of padding. The join keys were generated so that both relations contained the same set of key values (yielding a one-to-one join), and tuples in the two relations were stored in random order (i.e., unclustered with respect to their join key values).

Our experiments were performed on a 133-MHz DEC 3000/400 workstation running Ultrix. This machine had 32MB of real memory, though we varied the size of the buffer pool used, as mentioned above. Two identical disks were dedicated to the experiments and utilized in the manner described in each algorithm’s cost analysis. Each disk was a Quantum Maverick 540S 0901; performance-wise, each provided an average seek time of 7.0 ms, a latency of 8.3 ms, and a transfer time of 2.5 ms per 8-KB page. Note that although their seek times are a bit faster than the Fujitsu disk that served as our model’s basis, their two most important performance parameters, the latency and the transfer time, are virtually identical.

Figures 10 and 11 show the measured I/O times that resulted when we repeated the “experiments” of Figs. 8 and 9 using our implementations of the join algorithms. These were obtained by measuring the total running times (wall clock time) of each algorithm, also shown, in Figs. 12 and 13, and then subtracting off the reported CPU times used by the algorithms. We focus on measured I/O times here, since our primary objective is to verify the predictions of our detailed I/O cost model. As can be seen by comparing Fig. 10 against Fig. 8 and Fig. 11 against Fig. 9, our detailed I/O cost model is indeed an accurate predictor of the measured I/O costs and I/O time trends. Moreover, the performance trends that are evident in Figs. 12 and 13 indicate that the relative overall execution times of the join algorithms are also predicted rather well by our detailed I/O cost model; while the overall execution times are higher, due to the presence of CPU time as well as I/O time, the relative performance tradeoffs are largely the same among the algorithms. (The only notable difference is that sort-merge appears to be somewhat more expensive, relatively speaking, due to its more CPU-intensive nature.)

## 5.6 Discussion

We made several simplifying assumptions in developing our cost models. Several of the algorithms presented require a certain minimum amount of memory in order to compute the join in two phases. For example, the sort-merge algorithm requires  $M > \sqrt{F|S|}$ . With less memory, the algorithm will require multiple merge passes. We are confident that our thesis, that a detailed model is necessary, is still equally valid when this occurs, as indicated by the empirical results in [9]. However, we have not directly verified this, nor do we predict which algorithms will perform better than others when memory becomes extremely scarce. We expect extensions for this case to be straightforward.

For ease of exposition, we used a simple version of each algorithm. Variations of several of the join methods have been proposed that generally improve the performance of the methods. For example, Kim [12] has proposed a variation on NBJ, in which S is read first forwards, and then backwards. This variation will generally perform better than the version described here, as the number of disk I/Os and of page transfers will be (slightly) less. Many variations on sort-merge join have been proposed [9], and Graefe [7] has detailed several optimizations of hybrid hash join. We have purposely chosen simple versions: the point of this work is not to say which is the best join method, but to show how the model used affects our view of “best”.

It should also be stressed that we used only one set of values for the key parameters,  $T_X$ ,  $T_L$  and  $T_S$ . Different weights would again change our view of which algorithm is “best”, but would only emphasize the need for a detailed I/O cost model. Finally, different I/O systems may include other features that should be included in the cost model, for example, overlapped or parallel I/O.

## 6 Conclusions

In this paper, we have looked at three I/O cost models: the transfer-only model common in the literature, an I/O-count-only model advocated by [10], and a detailed model that we proposed that includes latency, seek and page transfer costs. We showed that the common wisdom from previously published work is not wholly reliable. Hybrid is not *always* the method of choice for *ad hoc* joins; NBJ does not perform best when 50% of the available memory is given to each relation (or with a single page for the larger relation). In addition to our I/O cost analyses, we presented results measured from implementations of the join algorithms that were modeled; the measured results corroborated the predictions of the detailed I/O cost model.

The results in the preceding pages indicate that good predictions of join performance require a detailed I/O cost model. We have shown that a query optimizer needs to consider all three components of I/O cost, and needs to have a thorough understanding of the algorithms it is modeling, in order to correctly choose a good join method. Furthermore, the optimizer should be aware of how the implementation of a particular join method allocates buffers for I/O, and the join method implementation should pay careful attention to

buffer allocation. Systems that allow hints to be passed between join execution and the buffer manager will be at an advantage here [14].

Once again, we stress that the reader should not interpret our work as simply, for example, proving that NBJ is the best choice for a large range of memory sizes. Instead, we hope this work will inspire database system builders and optimizer “gurus” to evaluate which algorithms are appropriate for their own hardware and software systems and then model them using a detailed I/O cost model such as that which we proposed here. Also, this work is not limited in scope to relational query processing; similar results are applicable in object-oriented database systems that utilize pointer-based join methods [23]. Finally, it should be noted that we are not advocating that query optimizers consider only I/O cost in their models; they must continue to account for CPU and network costs as well (though we did see in our measurements that I/O cost trends were strong predictors of the overall join execution time trends).

*Acknowledgements.* We gratefully acknowledge the assistance of Peter Haas, who reminded us how to differentiate, ran Mathematica for us, and contributed the proof in Sect. 5.3 that Hagmann’s 50% rule holds when latency is large. We also thank the reviewers of this paper for their comments, which led to significant improvements. This work was partially supported by an IBM Research Initiation Grant.

## References

- Blasgen M, Eswaran K (1977) Storage and access in relational data bases. *IBM Sys. J*, 16(4):362–377
- Bratbergsengen B (1984) Hashing methods and relational algebra operations. In: Dyal U, Schlageter G, Seng LH (eds) *Proc. 10th VLDB Conf.*, Singapore. Morgan Kaufmann, CA
- Brown K, et al. (1992) Resource allocation and scheduling for mixed database workloads. CS Tech. Rep. No. 1095, Univ. of Wisconsin, Madison
- Carey M, Haas L, Livny M (1993) Tapes hold data, too: challenges of tuples on tertiary store. In: Buneman P, Jajodia S (eds) *Proc. ACM SIGMOD Conf.*, Washington, D.C. ACM, NY
- Davison D, Graefe, G. (1995) Dynamic resource brokering for multi-user query execution. In: Carey M, Schneider D (eds) *Proc. ACM SIGMOD Conf.*, San Jose, Calif. ACM, NY
- DeWitt D, et al. (1984) Implementation techniques for main memory database systems. In: Yormark B (ed) *Proc. ACM SIGMOD Conf.*, Boston, Mass. ACM, NY
- Graefe G (1993) Performance enhancements for hybrid hash join. Available as University of Colorado CS Technical Report No. 606
- Graefe G (1993) Query evaluation techniques for large databases. *ACM Comput Surv* 25(2):73–170
- Graefe G, Linville A, Shapiro L (1994) Sort versus hash revisited. *IEEE Trans Knowl Data Eng* 6(6):934–944
- Hagmann R (1986) An observation on database buffering performance metrics. In: Chu WW, Gardarin G, Ohsuga S, Kambayashi Y (eds) *Proc. 12th VLDB Conf.*, Kyoto, Japan. Morgan Kaufmann, CA
- Ioannidis Y, Christodoulakis S (1991) On the propagation of errors in the size of join results. In: Clifford J, King R (eds) *Proc. ACM SIGMOD Conf.*, Denver, Colo. ACM, NY
- Kim W (1980) A new way to compute the product and join of relations. In: Chen P, Sprowls RC (eds) *Proc. ACM SIGMOD Conf.*, Santa Monica, Calif. ACM, NY
- Knuth D (1973) The art of computer programming, Vol. 3: sorting and searching. Addison-Wesley, Reading, Mass.
- Lee M (1989) Interaction between the query processor and buffer manager of a relational database system. Masters Thesis, MIT, May 1989. (Also available as IBM Research Report RJ6884, San Jose, Calif.)
- Mackert L, Lohman G (1986) R\* Optimizer validation and performance evaluation for local queries. In: Zaniolo C (ed) *Proc. ACM SIGMOD Conf.*, Washington, D.C. ACM, NY
- Mannino M, Chu P, Sager T (1988) Statistical profile estimation in database systems. *ACM Comput Surv* 20(3):191–221
- Mishra P, Eich M (1992) Join processing in relational databases. *ACM Comput Surv* 24(1):63–113
- Pang H, Carey M, Livny M (1993) Partially preemptible hash joins. In: Buneman P, Jajodia S (eds) *Proc. ACM SIGMOD Conf.*, Washington, D.C. ACM, NY
- Patel J, Carey M, Vernon M (1994) Accurate modeling of the hybrid hash join algorithm. In: Bunt R, Jog R (eds) *Proc. ACM SIGMETRICS Conf.*, Nashville, Tenn. ACM, NY
- Salzberg B (1989) Merging sorted runs using large main memory. *Acta Informatica* 27(3):195–215
- Salzberg B, et al. (1990) FastSort: a distributed single-input single-output external sort. In: Garcia-Molina H, Jagadish HV (eds) *Proc. ACM SIGMOD Conf.*, Atlantic City, NJ. ACM, NY
- Selinger P, et al. (1979) Access path selection in a relational database management system. In: Bernstein P (ed) *Proc. ACM SIGMOD Conf.* ACM, NY
- Shekita E, Carey M (1990) A performance evaluation of pointer-based joins. In: Garcia-Molina H, Jagadish HV (eds) *Proc. ACM SIGMOD Conf.*, Atlantic City, NJ. ACM, NY
- Shapiro L (1986) Join processing in database systems with large main memories. *ACM Trans Database Sys* 11(3):239–264
- Valduriez P (1987) Join indices. *ACM Trans Database Sys* 12(2):218–246
- Wolfram S (1991) Mathematica: A system for doing mathematics by computer. 2nd edition. Addison-Wesley, Redwood City