

# Community of arthropod ectoparasites of two species of *Turdus* Linnaeus, 1758 (Passeriformes: Turdidae) in southern Rio Grande do Sul, Brazil

Hugo Leonardo da Cunha Amaral ·  
Fabiane Borba Bergmann ·  
Paulo Roberto Silveira dos Santos ·  
Rodrigo Ferreira Krüger · Gustavo Gracioli

Received: 18 July 2011 / Accepted: 11 October 2012 / Published online: 24 October 2012  
© Springer-Verlag Berlin Heidelberg 2012

**Abstract** This study was aimed at describing the community of arthropod ectoparasites associated with sympatric populations of *Turdus amaurochalinus* and *Turdus rufiventris* and analyzing the aggregation patterns of the chewing lice species, during reproductive and nonreproductive periods, of both *Turdus* species in three areas of the Atlantic forest in southern Rio Grande do Sul state (RS), Brazil. Altogether, we captured 36 specimens of *T. amaurochalinus*

and 53 specimens of *T. rufiventris*. We identified two families of chewing lice, Menoponidae and Philopterae, with *Myrsi-dea* and *Brueelia* as the most prevalent and abundant on both host birds. The lowest aggregation levels of chewing lice *Myrsi-dea* and *Brueelia* occurred during the reproductive period of both host species, suggesting a reproductive synchronization and a dispersion period. The most prevalent feather mite on *T. amaurochalinus* was *Proctophyllodes weigoldi*, and on *T. rufiventris*, *Trouessartia serrana*. *Analges* sp. and *Pteronysoides* sp. were not observed on *T. rufiventris*. We identified three species of ticks; *Ixodes auritulus* was the most prevalent and abundant on the birds. *Ornithoica vicina* was the only hippoboscid fly collected, and only on *T. amaurochalinus*. The richness of ectoparasites was greater on *T. amaurochalinus* than on *T. rufiventris*. For *T. amaurochalinus*, the mean richness was lesser in winter compared to spring and autumn; however, we observed no variation in the mean richness of ectoparasites for *T. rufiventris* during the same seasons.

H. L. da Cunha Amaral (✉)  
Programa de Pós-graduação em Biodiversidade Animal, Centro de Ciências Naturais e Exatas, Universidade Federal de Santa Maria, Cidade Universitária, Avenida Roraima, s/n°, Bairro Camobi, CEP 97105-900, Santa Maria, Rio Grande do Sul, Brazil  
e-mail: hugolca@yahoo.com.br

F. B. Bergmann  
Programa de Pós-graduação em Biologia de Ambientes Aquáticos Continentais, Instituto de Ciências Biológicas, Universidade Federal do Rio Grande, Campus Carreiros, Avenida Itália, km 8, CEP 96201-900, Rio Grande, Rio Grande do Sul, Brazil

P. R. S. dos Santos  
CEMAVE, SNA,  
Pelotas, Rio Grande do Sul, Brazil

R. F. Krüger  
Instituto de Biologia, Departamento de Microbiologia e Parasitologia, Universidade Federal de Pelotas, Campus Universitário, s/n°, CEP 96010-900, Capão do Leão, Rio Grande do Sul, Brazil

G. Gracioli  
Departamento de Biologia, Universidade Federal de Mato Grosso do Sul, Cidade Universitária, CEP 79070-900, Campo Grande, Mato Grosso do Sul, Brazil

## Introduction

Parasitism, similar to predation and competition, is an important selective force on populations, as it reduces the resources directed to physiological processes of hosts (Loye and Carrol 1995; Sorci et al. 1996). Parasites can influence the temporal and spatial dynamics of host populations (Hale and Briskie 2009) and the structure of communities (Holmes and Price 1986), as infected individuals have a reduced fitness and can become more susceptible to predation (Anderson and May 1979).

Ectoparasitism in birds is determined by several factors, including biological (susceptibility) and ecological ones

(social, reproductive, and foraging behaviors) (Begon et al. 1990; Marini et al. 1996; Heeb et al. 2000), associated with parasites as well as hosts. Some physical factors, such as temperature and rainfall, have been suggested to explain seasonal differences in intensity, abundance, and prevalence of parasites (Linardi et al. 1985; Davidson et al. 1994; Moyer et al. 2002). Such associations can be driven either by synchronization of reproduction or dispersal of ectoparasites with life history stages of their hosts (Blanco and Frías 2001; Altizer et al. 2004).

In Brazil, the reproduction season for most bird species occurs between September and January (Sick 1997). During reproductive season, more interaction between host individuals is expected, probably increasing the rates of transmission of ectoparasites, mainly those which are transmitted by direct contact, such as chewing lice (Marshall 1981) and feather mites (Gaud and Atyeo 1996), diminishing the aggregation levels. On the other hand, lower interaction between host individuals is expected during the nonreproductive period, resulting in a high aggregation of ectoparasites.

In birds, the feathers create a complex environment that allows the occurrence of many groups of arthropod ectoparasites (Janovy 1997). Feather mites (Acari: Astigmata) and chewing lice (Phthiraptera: Amblycera and Ischnocera) are the most frequently observed (Marshall 1981).

Although Brazil has one of the richest avifaunas in the world with 1,832 species, of which thirteen belong to the genus *Turdus* (CBRO 2011), few studies have focused on their community of arthropod ectoparasites. Only the ectoparasites of *Turdus albicollis* Vieillot, 1818 and *Turdus leucomelas* Vieillot, 1818 have been studied in Brazil, and further studies are needed. Here, we examined the ectoparasites of *Turdus amaurochalinus* Cabanis, 1850 and *Turdus rufiventris* Vieillot, 1818. Both species have a geographic distribution restricted to South America and are frequently found in forest edges (Sick 1997). According to Belton (2004), they are omnivores, with a preference for fruits, but can also feed on insects captured while foraging on the ground. Despite their abundance in most of Brazil (Sick 1997), no studies on their ectoparasites have been conducted.

The present study was aimed at describing the community of arthropod ectoparasites associated with sympatric populations of *T. amaurochalinus* and *T. rufiventris* in three areas of Atlantic Forest, southern Rio Grande do Sul state. We conducted a qualitative survey of feather mites and quali-quantitative survey of chewing lice, ticks, and hippoboscids of each host species and examined the effect of seasonality on the abundance and richness of ectoparasites on both species of *Turdus*. Therefore, we considered also that the chewing lice species are less aggregated during spring and summer (reproductive season) and more aggregated during autumn and winter (nonreproductive season).

## Material and methods

The study was carried out in three areas of Atlantic Forest in the rural area of the municipality of Pelotas, Rio Grande do Sul state: Estação Experimental Cascata—Embrapa Clima Temperado (31°37' S; 52°31' W), Hotel Bachini (31°31' S; 52°28' W), and Sítio Araçá (31°39' S; 52°31' W).

The three areas are located in the physiographic region termed “Serra do Sudeste” or “Serra dos Tapes”. The Serra do Sudeste occupies approximately 44,000 km<sup>2</sup> with physiognomically distinct habitats, altitudes ranging from 200 to 500 m, and relief with wide topographic differences (Rambo 1994).

According to Veloso and Góes-Filho (1982) and Teixeira et al. (1986), the vegetation of this ecosystem is associated with the Atlantic Forest Biome termed Seasonal Semideciduous Forest.

The climate is humid subtropical, Cfa (humid temperate climate with hot summer) according to the classification of Köppen (Moreno 1961). The annual average temperature of the urban area of the municipality is 17.8 °C. January is the hottest month, with an average temperature of 23.2 °C, and July the coldest, with average temperature of 12.3 °C. The annual average precipitation is 1,369 mm, and the rainfall is distributed evenly throughout the year (Embrapa (Estação Agroclimatológica de Pelotas - Capão do Leão) com convênio UFPel e INMET.: <http://www.cpact.embrapa.br/agromet/estacao/normais.html>).

From July 2009 to June 2010, birds were captured during four field trips per area, one in each season. Once a month, from 0600–0700 until 1730–1830 hours, four mist nets (12 m×2.5 m) were set up in forest edges, totaling 144 h/net of sampling. Each captured bird was placed in an individual cotton bag until the collection of ectoparasites, which was performed according to the method of dust-ruffling (Walther and Clayton 1997); however, with another pyrethroid. Birds were dusted with a pyrethroid which consisted of 0.25 g permethrin, 2.5 g precipitated sulfur, and excipient q.s.p. 100.0 g (Piolhaves®, ProvetS Simões Laboratório Ltda.) for 10 min to irritate their ectoparasites, which were then dislodged from the plumage by ruffling the feathers for 1 min, over a collecting surface. Permethrin is a common synthetic chemical, widely used as an insecticide, acaricide, which belongs to the family of pyrethroids and has low toxicity to birds. Permethrin acts on the nervous system of insects. It interferes with sodium channels to disrupt the function of neurons, and causes muscles to spasm, culminating in paralysis and death (Tomlin 2006). Precipitated sulfur is commonly used for controlling fungi that attack plants but also has acaricidal action (Kidd and James 1991).

To avoid contamination of samples, especially among birds of different species, the cotton bags and the materials used to remove ectoparasites, such as brushes and tweezers, were separated and washed after use. The surface to collect ectoparasites, consisted of a 50 cm×30 cm sheet of tissue paper,

placed under each captured specimen, being discarded after use. To maintain the independence of samples, ectoparasites of each bird were sampled only at the first capture. After the collection of the material, birds were banded with metal rings (provided by CEMAVE/IBAMA) and released near the site of capture.

Engorged larvae or nymph of ticks (Acari: Ixodidae), mainly found in the neck of birds and around the eyes and beak, were collected manually and with the aid of tweezers, before application of pyrethroid. However, due to the small body size, same ticks, mainly not engorged specimens, were collected after application of pyrethroid.

The ectoparasites of each captured bird were placed in containers filled with 70 % ethanol. Identification was carried out at the Laboratory of Biology of Insects of the Institute of Biology of the Universidade Federal de Pelotas (UFPEL).

The identification of feather mites was carried out after lactophenol clearing, mounted on slides with Hoyer's medium and identified at the suprageneric level according to Gaud and Atyeo (1996), and Atyeo and Braasch (1966), Černý (1974), Santana (1976), Hernandez and Valim (2005), and Valim and Hernandez (2006) for specific categories. Ticks were identified according to Clifford et al. (1973), Durden and Keirans (1996), Keirans and Durden (1998), Onofrio et al. (2009), and Martins et al. (2010). Chewing lice were mounted in permanent slides according to Palma (1978) and identified following Price (1975), Castro and Cicchino (1978), Cicchino (1985), and Price et al. (2003). Hippoboscid flies were identified according to Gracioli and Carvalho (2003).

The terms infrapopulations and infracommunity, as well as the results of prevalence and average intensity of infestation of arthropod ectoparasites of each host species were used following Bush et al. (1997). The effect of seasonality on the average intensity of infestation and the species richness of ectoparasites on both species of *Turdus* was examined using general linear models with Poisson or quasipoisson distribution to correct for overdispersion (Crawley 2007). Nonsignificant results were excluded from the model, and the significance was tested as suggested by Crawley (2007). Significance level was  $P < 0.05$ . Analyses were performed with the statistical program R (R Development Team 2009). Using the software Quantitative Parasitology 3.0 (Reiczigel and Rózsa 2005) the aggregation of chewing lice on host species was analyzed based on the parameter  $k$  of the negative binomial distribution.

## Results

We captured a total of 36 specimens of *T. amaurochalinus* and 53 of *T. rufiventris*. Two families of chewing lice were collected and identified: Menoponidae and Philopteridae. In

*T. amaurochalinus*, *Myrsidea* sp., *Menacanthus eurysternus* Burmeister, 1838 (Menoponidae) and *Brueelia* sp. and *Philopterus* sp. (Philopteridae) were observed. In *T. rufiventris*, *Myrsidea* sp., *M. eurysternus*, and *Brueelia addoloratoi* Cicchino 1985 were found.

In the winter, spring, and autumn, *Myrsidea* sp. was the most prevalent parasite on *T. amaurochalinus* and *T. rufiventris* (Table 1). *Brueelia* sp. and *Philopterus* sp. were found only on *T. amaurochalinus* and were less abundant in the winter, spring, and autumn. *B. addoloratoi* also occurred in these seasons, but exclusively on *T. rufiventris* and was more prevalent in the spring. *M. eurysternus* was less common in the winter and autumn on *T. amaurochalinus*, and in the spring on *T. rufiventris* (Table 1).

*Myrsidea* sp. was the most abundant species in the winter, spring, and autumn in *T. amaurochalinus* and *T. rufiventris*. Although variations were observed in the levels of average intensity of infestation of all species of chewing lice on both species of *Turdus*, these differences were not significant throughout the seasons ( $\chi^2=2,139.6$ ;  $df=3;80$ ;  $P < 0.3$ ). On both host species, *M. eurysternus* was the less abundant (Table 1).

In the summer, only one specimen was captured, and therefore the data obtained in this season were excluded from the statistical analysis, as they could influence the results.

Chewing lice were most abundant on both species of *Turdus* in the autumn ( $n=1416$ ), followed by spring ( $n=1,091$ ), winter ( $n=789$ ) and summer ( $n=23$ ). Of these, 92.9 % were collected on *T. rufiventris*. Winter and spring were the seasons in which we observed the largest (*T. amaurochalinus*,  $k=0.5$ ; *T. rufiventris*,  $k=0.75$ ) and the lowest (*T. amaurochalinus*,  $k=0.91$ ; *T. rufiventris*,  $k=1.8$ ) values of the aggregation of all chewing lice species analyzed together, as well as for the *Myrsidea* sp. over both host species. Over the *T. rufiventris*, *B. addoloratoi* also presented the lowest rate of aggregation in the spring season; however, the largest values of the aggregation occurred in the autumn (Table 1).

Of the 36 specimens of *T. amaurochalinus*, 55.5 % had only one species of chewing louse, 5.6 % two, and only 2.8 % three species. In *T. rufiventris*, 43.4 % of the birds had one species, while 52.8 %, two (Fig. 1). The average richness of species of chewing lice per host on *T. amaurochalinus* was lower (average=1.1; SD=± 0.49) than that on *T. rufiventris* (average=1.5; SD=± 0.5).

On *T. amaurochalinus* and *T. rufiventris*, only feather mites of the order Astigmata were found: *Tyrannidectes* (*Pterodectes*) *fissuratus* (Hernandez and Valim 2005), *Amerodectes* (*Pterodectes*) *turdinus* (Berla 1959), and *Proctophyllodes weigoldi* Vitzthum, 1922 (Proctophyllodidae), *Mesalgoides turdinus* Černý, 1974 (Psoroptoididae),

**Table 1** Prevalence and mean intensity of chewing lice infestation (Phthiraptera: Amblycera and Ischnocera) observed on *T. amaurochalinus* ( $n=36$ ) and *T. rufiventris* ( $n=53$ ) in three areas of Atlantic forest in southern Brazil, from July 2009 to June 2010

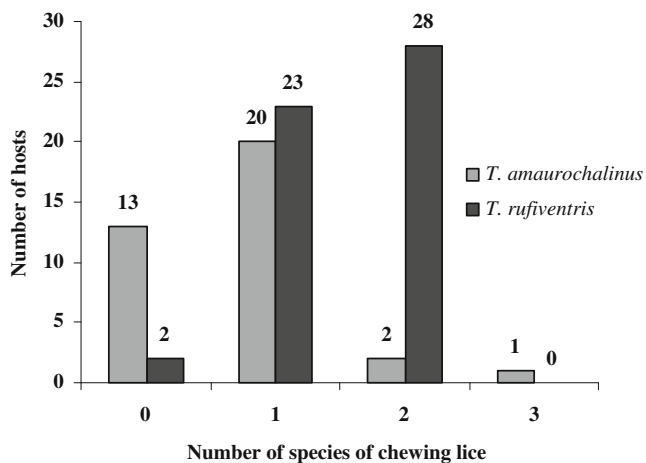
Host/Chewing lice	Season	Prevalence (number of hosts infected); % ( $n$ )	Mean intensity of infestation (confidence interval)	Parameter $k$ value
Host: <i>T. amaurochalinus</i>				
<i>Myrsidea</i> sp.	Winter	31.3 (5)	3.2 (1.8–4.6)	0.25
<i>Brueelia</i> sp.		6.2 (1)	2 (0)	–
<i>Philopterus</i> sp.		12.5 (2)	1 (0)	–
<i>Myrsidea</i> sp.	Spring	60.0 (6)	8.8 (0–18.6)	0.28
<i>Menacanthus eurysternus</i>		20.0 (2)	7 (6–8)	–
<i>Brueelia</i> sp.		10.0 (1)	11 (0)	–
<i>Philopterus</i> sp.		20.0 (2)	2.5 (0.5–4.5)	–
<i>Myrsidea</i> sp.	Autumn	40.0 (4)	32 (0–88.1)	1.01 <sup>a</sup>
<i>Brueelia</i> sp.		20.0 (2)	4.5 (1.1–7.9)	–
<i>Philopterus</i> sp.		20.0 (2)	4 (2.4–5.6)	–
Host: <i>T. rufiventris</i>				
<i>Myrsidea</i> sp.	Winter	84.6 (11)	51 (24.1–77.9)	0.62
<i>Menacanthus eurysternus</i>		7.7 (1)	8 (0)	–
<i>B. addoloratoi</i>		53.8 (6)	32 (5.4–58.6)	0.14
<i>Myrsidea</i> sp.	Spring	100.0 (15)	53.6 (30.7–76.5)	1.58
<i>B. addoloratoi</i>		66.7 (10)	20.4 (1.1–39.7)	0.26
<i>Myrsidea</i> sp.	Summer	100.0 (1)	23 (0)	–
<i>Myrsidea</i> sp.	Autumn	95.6 (22)	37.8 (26–49.6)	1.39
<i>Menacanthus eurysternus</i>		4.3 (1)	2 (0)	–
<i>B. addoloratoi</i>		47.8 (11)	35.4 (0–85.8)	0.13

Cells with endashes were not calculated due to small sample size

<sup>a</sup> Not aggregate

*Analges* sp. (Analgidae), *Trouessartia serrana* Berla, 1959 (Trouessartidae), and *Pteronyssoides* sp. (Avenzoariidae).

*P. weigoldi* and *T. serrana* were the most prevalent species on *T. amaurochalinus*, and *M. turdinus* and *T. serrana*



**Fig. 1** Species richness of chewing lice (Phthiraptera: Amblycera, Ischnocera) observed on *T. amaurochalinus* ( $n=36$ ) and *T. rufiventris* ( $n=53$ ) in three areas of Atlantic forest in southern Brazil, from July 2009 to June 2010

on *T. rufiventris* (Table 2). Except during the summer, when only one specimen of *T. rufiventris* was captured, prevalence rates of the remaining species of feather mites observed in both host species did not vary significantly throughout the seasons. The genus *Analges* and *Pteronyssoides* (Table 2) were not observed on *T. rufiventris*.

In *T. amaurochalinus*, 33.3 % of birds were infested by one species of feather mites, 25.0 % by three and four species, 13.9 % by two, and only 2.8 % by five species. In *T. rufiventris*, 37.7 % of the specimens had three species of feather mites, 26.4 % four, 18.7 % five, 15.1 % two, and only 1.9 % one species (Fig. 2).

The average species richness of feather mites per host on *T. amaurochalinus* was lower (average=2.5; SD=±1.28) than that of *T. rufiventris* (average=3.4; SD=±1.03). In *T. amaurochalinus*, 52.8 % of birds had three or more species of feather mites, compared to 83.0 % for *T. rufiventris* (Fig. 2).

On *T. amaurochalinus*, only nymphs of ticks were collected; out of which, three specimens of *Amblyomma* spp., one specimen of *Amblyomma longirostre* Koch, 1844 and one specimen of *Ixodes auritulus* Neumann, 1904. On *T. rufiventris* 59 larvae and 28 nymphs of *I. auritulus*, 11

**Table 2** Prevalence of feather mites (Acari: Astigmata) on *T. amaurochalinus* ( $n=36$ ) and *T. rufiventris* ( $n=53$ ) in three areas of Atlantic forest in southern Brazil, from July 2009 to June 2010

Host/Feather mites	Season	Prevalence (number of hosts infected); % ( $n$ )						
		<i>Proctophylloidae</i>			<i>Psoroptoididae</i>	<i>Analgidae</i>	<i>Trouessartidae</i>	<i>Avenzoariidae</i>
		<i>T. fissuratus</i>	<i>A. turdinus</i>	<i>P. weigoldi</i>	<i>M. turdinus</i>	<i>Analgas</i> sp.	<i>T. serrana</i>	<i>Pteronyssoides</i> sp.
<i>T. amaurochalinus</i>	Winter	12.5 (2)	18.7 (3)	75.0 (12)	18.7 (3)	43.7 (7)	50.0 (8)	12.5 (2)
	Spring	–	20.0 (2)	50.0 (5)	50.0 (5)	40.0 (4)	70.0 (7)	–
	Autumn	–	40.0 (4)	60.0 (6)	50.0 (5)	50.0 (5)	60.0 (6)	40.0 (4)
<i>T. rufiventris</i>	Winter	61.5 (8)	69.2 (9)	61.5 (8)	92.3 (12)	–	92.3 (12)	–
	Spring	40.0 (6)	53.3 (8)	40.0 (6)	93.3 (14)	–	100.0 (15)	–
	Summer	–	100.0 (1)	–	100.0 (1)	–	100.0 (1)	–
	Autumn	54.2 (13)	58.3 (14)	41.7 (10)	95.8 (23)	–	95.8 (23)	–

Prevalence in cells with en dashes were not observed

larvae and one nymph of *Amblyomma* spp., and one larvae of *A. longirostre* were collected. In the autumn, no ticks were observed in *T. amaurochalinus*. However, this was the season when the number of ticks in *T. rufiventris* was highest ( $n=69$ ).

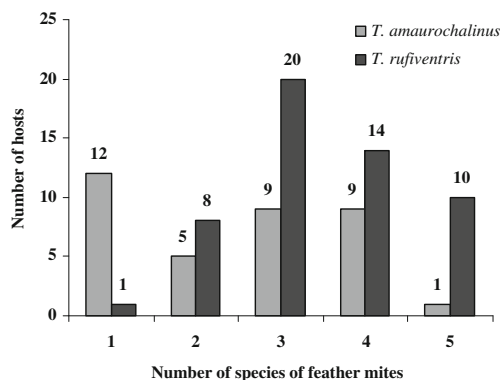
In the winter, five specimens of *Ornithoica vicina* Walker, 1949 (Diptera: Hippoboscidae) were collected on one individual of *T. amaurochalinus*. In the spring, three specimens were removed, one per host. No specimens of *O. vicina* were found on *T. rufiventris*.

In *T. amaurochalinus*, the number of species of arthropod ectoparasites composing the infracommunities ranged from two to seven (Fig. 3), resulting in an average richness of 3.5 species per host. Two infracommunities, one composed of two and the other, of four species, repeated twice each. In both communities, *P. weigoldi* and *Myrsidea* sp. were observed. On three birds captured, only one species of ectoparasite was observed. In *T. rufiventris*, the number of species of the infracommunities ranged from three to eight, resulting in an average richness of 5.4 species on each host. Of these, five

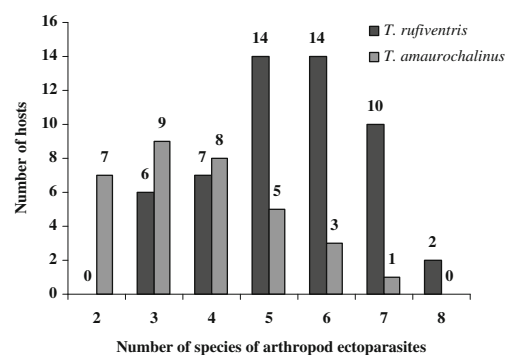
infracommunities, one composed of five, three with six, and one with seven species of ectoparasites, repeated three times each. In all of them, two species of feather mite were observed (*M. turdinus* and *T. serrana*) and one species of chewing louse (*Myrsidea* sp.). Seasonality did not influence the average species richness of arthropod ectoparasites on both host species ( $\chi^2=38.534$ ;  $df=3;80$ ;  $P<0.9$ ).

## Discussion

In the present study, the prevalence of chewing lice was 63.9 % on *T. amaurochalinus* and 96.2 % on *T. rufiventris*. Lindell et al. (2002) observed a 93 and 86 % prevalence of chewing lice on *Turdus grayi* Bonaparte, 1838 and *Turdus assimilis* Cabanis, 1850, respectively, and Enout et al. (2009), a prevalence of 96.8 % on *T. leucomelas*. In Canada, Wheller and Threlfall (1986) observed chewing lice on 61 % of the captured specimens of *Turdus migratorius* Linnaeus, 1766. Marini et al. (1996) found that 95.5 % of the sampled birds of the Turdidae family were infected.



**Fig. 2** Species richness of feather mites (Acari: Astigmata) observed on *T. amaurochalinus* ( $n=36$ ) and *T. rufiventris* ( $n=53$ ), in three areas of Atlantic forest in southern Brazil, from July 2009 to June 2010



**Fig. 3** Infracommunity size and the number of both *Turdus* species captured in three areas of Atlantic forest in southern Brazil, from July 2009 to June 2010



Except during the summer, we did not observe a significant increase or decrease in the average intensity of infestation of chewing lice on both host species. Although the environmental temperature did not affect the prevalence of chewing lice in the present study, this same abiotic factor, as well as the humidity, can affect the structure of the ectoparasites communities, as observed by Wiles et al. (2000), Moyer et al. (2002), and Oorebeek and Kleindorfer (2008). Furthermore, intrinsic factors, therefore more difficult to be analyzed, such as nutritional condition of the birds (Clayton 1990) and individual ability of cleaning the feathers (Clayton 1991) can affect infestation rates or the biological cycle of ectoparasites in different seasons.

Although both species of *Turdus* examined in this study are usually present in all areas of Rio Grande do Sul state, according to Belton (2004), they may become rare or absent during certain periods when wild fruits are scarce.

The average richness of species of chewing lice per host of *T. amaurochalinus* was lower than that of *T. rufiventris*. This pattern is very similar to that observed by Lindell et al. (2002) in *T. grayi* and *T. assimilis*, in which the average richness was 1.6 and 1.1, respectively. Wheller and Threlfall (1986) found an average richness of 1.2 for *T. migratorius*, while Clayton et al. (1992) 1.1 for *Turdus nigriceps* Cabanis, 1874. According to Clayton et al. (1992), these results suggest that neotropical birds do not have more species of chewing lice nor are more infested compared to birds from temperate regions. Dobzhansky (1950) suggested that the high diversity of chewing lice observed in tropical regions might be due to the high diversity of hosts.

Another factor that may explain the observed results concerns the great abundance of *T. rufiventris*, as registered by Gasperin and Pizo (2009) and Fontana (2004) in two distinct localities in the state of Rio Grande do Sul, as well due to the larger body length and body mass, when compared to *T. amaurochalinus*. According to Del Hoyo et al. (2005), the specimens of *T. amaurochalinus* possess body length between 22 and 25 cm and body mass between 52 and 73 g, while the *T. rufiventris* specimens measure between 23 and 25 cm and present body mass between 68 and 82 g. Recent studies have confirmed host density, body size, and body mass as significant predictors of parasite richness and abundance (Poulin 1997; Rózsa 1997; Morand and Poulin 1998; Tella et al. 1999; Clayton and Walther 2001).

Aggregated distributions have been observed in several parasite taxa of vertebrates (Shaw and Dobson 1995; Poulin 2007), characterized by a pattern in which many hosts have a low parasite intensity and few with a high intensity of parasites. The aggregation patterns of chewing lice species observed in this study suggest synchronization between the reproductive cycle of the parasite with the hosts, as also the best moment for dispersion. However, according to Hamstra and Badyaev (2009), the mechanisms underlying the

apparent synchronization of ectoparasite and host life cycles are not well understood. Chewing lice are permanent ectoparasites, and thus might increase in abundance during host reproduction and molt because during these costly annual events, hosts might have less energy to devote to defensive physiology or preening behaviors (Møller and Rózsa 2005).

All specimens of *T. amaurochalinus* and *T. rufiventris* captured in the present study exhibited at least one species of feather mite. In addition, *T. fissuratus*, *M. turdinus*, and *T. serrana* are reported here for the first time on both *Turdus* species. On *T. amaurochalinus*, *P. weigoldi* was the most prevalent species, while on *T. rufiventris*, *T. serrana*. In studies conducted in Paraná state, Marini et al. (1996) also observed feather mites in 100 % of captured individuals of *T. rufiventris*. In Rio de Janeiro state, Storni et al. (2005) observed a high prevalence of *P. turdinus* on *T. albicollis*; in Distrito Federal, Kanegae et al. (2008) found *Pterodectes* sp. as the most prevalent mite infecting species of the Turdidae family. In Minas Gerais state, Enout et al. (2009) observed the prevalence of *Analges* sp. and *Trouessartia* sp. during the reproductive and molt seasons of *T. leucomelas*, respectively.

In this study, except during the summer when only one individual of *T. rufiventris* was captured, the highest prevalence rates of species of feather mite were observed in the winter and autumn infesting both species of *Turdus*. These results are similar to those obtained by Marini et al. (1996) that detected higher infestation rates of feather mites in the winter. Hamstra and Badyaev (2009) observed variations in the prevalence and abundance of two species of feather mite infesting *Carpodacus mexicanus* Müller, 1776. However, according to Jovani and Serrano (2001), this is an unexpected result, as Astigmata mites can detect molting events, moving to other microhabitats and maintaining infestation rates constant, since they do not detach from their hosts.

The two species of ticks collected, *I. auritulus* and *A. longirostre*, were also observed by Arzua and Barros-Battesti (1999), Kanegae et al. (2008), and Labruna et al. (2007) infesting *Turdus* species. Only larvae and nymphs of ticks were collected. According to Venzal et al. (2005), wild birds are hosts of many immature ticks.

In the autumn, no ticks were collected on *T. amaurochalinus*, but tick abundance was highest for *T. rufiventris*. Arzua and Barros-Battesti (1999) also observed the highest number of larvae and nymphs of *I. auritulus* on birds during the autumn, but this difference was not correlated with any weather variable. According to Oorebeek and Kleindorfer (2008), more ticks are observed when humidity is higher and temperatures, moderate. The higher occurrence of ticks on *T. rufiventris* might be due to its behavior of foraging on the ground (Belton 2004), which is the habitat of many immature ticks until attaching to their hosts (Szabó et al. 2009).

Only specimens of *O. vicina* were observed on *T. amaurochalinus*. Analyzing collections of hippoboscids flies of the Paraná state, Graciolli and Carvalho (2003) observed an association between *O. vicina* and *T. rufiventris*.

In the present study, the communities of arthropod ectoparasites on both species of *Turdus* were similar. However the richness was higher on *T. amaurochalinus*. According with Lindell et al. (2002), the higher richness is not always associated to the size of the area and/or the heterogeneity of the habitat, but rather with ecological or even physiological factors of each host species. Furthermore, our results suggest synchronization between the reproductive period of some species of chewing lice with the species of *Turdus*, because the lowest levels of aggregation were observed in the spring.

**Acknowledgments** The authors thank Dr. Michel Paiva Valim for the help in the identification of species of chewing lice and feather mites as well as comments on this manuscript, Ph.D student of the Graduate Program in Parasitology (UFPEL), Carolina Silveira Mascarenhas, for helping in the identification of chewing lice and gender determination, and Ph.D. Jason Weckstein (FMNH), Dr. Demétrio Luis Guadagnin (UFSM), and Dr. Ana Beatriz Barros de Moraes (UFSM) for their comments and suggestions to this study. Financial support was provided by a Coordenação de Aperfeiçoamento de Pessoal de Nível Superior (CAPES) granted to H. L. da C. Amaral.

## References

- Altizer S, Davis AK, Cook KC, Cherry JJ (2004) Age, sex, and season affect the risk of mycoplasmal conjunctivitis in a southeastern house finch population. *Can J Zool* 82:755–763. doi:10.1139/Z04-050
- Anderson RM, May RM (1979) Population biology of infectious diseases: part I. *Nature* 280:361–367
- Arzua M, Barros-Battesti DM (1999) Parasitism of *Ixodes (Multidentatus) auritulus* Neumann (Acari: Ixodidae) on birds from the City of Curitiba, State of Paraná, Southern Brazil. *Mem Inst Oswaldo Cruz* 94(5):597–603
- Atyeo WT, Braasch NL (1966) The feather mite genus *Proctophylloides* (Sarcoptiformes: Proctophylloidae). *Bull Univ Neb State Mus* 5:1–354
- Blanco G, Frías O (2001) Symbiotic feather mites synchronize dispersal and population growth with host sociality and migratory disposition. *Ecography* 24(2):113–120. doi:10.1034/j.1600-0587.2001.240201.x
- Begon M, Harper JL, Townsend CR (1990) Ecology—individuals, populations and communities. Blackwell Scientific Publications, London
- Belton W (2004) Aves do Rio Grande do Sul, distribuição e biologia, 4th edn. Fundação Zoobotânica do Rio Grande do Sul, Porto Alegre
- Bush AO, Lafferty KD, Lotz JM, Shostak AW (1997) Parasitology meets ecology on its own terms: Margolis et al. revisited. *J Parasitol* 83(4):575–583
- Castro DC, Cicchino AC (1978) Contribucion al conocimiento de los malofagos argentinos III. Sobre algunos Menoponidae de la avifauna Bonaerense: *Menacanthus eurysternus* (Burmeister) y *Menacanthus pici* (Denny) (Insecta: Mallophaga). *Rev Soc Entomol Arg* 37:77–83
- Černý V (1974) Parasitic mites of Surinam XIX. Seven new species of *Mesalgoidea* (Analgioidea, Analgidae). *Folia Parasitol* 21:243–250
- Cicchino AC (1985) Contribucion al conocimiento de los malofagos argentinos XIX. Cuatro nuevas especies del genero *Brueelia* Keler 1936 (Philoptheridae) parasitas de especies de *Turdus* Linne 1758 (Aves, Passeriformes, Muscicapidae, Turdinae). *Rev Soc Entomol Arg* 44:91–102
- Clayton DH (1991) Coevolution of avian grooming and ectoparasite avoidance. In: Loye JE, Zuk M (eds) Bird–parasite interactions: ecology, behavior and evolution. Oxford University Press, Oxford, pp 258–289
- Clayton DH (1990) Mate choice in experimentally parasited rock doves: louse males lose. *Am Zool* 30:251–262
- Clayton DH, Gregory RD, Price RD (1992) Comparative ecology of neotropical bird lice (Insecta: Phthiraptera). *J Anim Ecol* 61:781–795
- Clayton DH, Walther BA (2001) Influence of host ecology and morphology on the diversity of Neotropical bird lice. *Oikos* 94:455–467. doi:10.1034/j.1600-0706.2001.940308.x
- Clifford CM, Carleton M, Keirans JE, Kohls GM (1973) Systematics of the subfamily Ixodinae (Acarina: Ixodidae). I. The subgenera of Ixodes. *Ann Entomol Soc Am* 66(3):489–500
- Comitê Brasileiro de Registros Ornitológicos (2011) Listas das aves do Brasil. <http://www.cbro.org.br>. Accessed 07 April 2011
- Crawley MJ (2007) The R book. John Wiley & Sons Ltd., Chichester
- Davidson WR, Siefren DA, Creekmore LH (1994) Seasonal and annual abundance of *Amblyomma americanum* (Acari: Ixodidae) in Central Georgia. *J Med Entomol* 31:67–71
- Del Hoyo J, Elliot A, Christie DA (2005) Handbook of the birds of the world, vol. 10. Cuckoo-shrikes to thrushes. Lynx Edicions, Barcelona, Spain
- Dobzhansky T (1950) Evolution in the tropics. *Am Sci* 38:209–221
- Durden LA, Keirans JE (1996) Nymphs of the genus *Ixodes* (Acari: Ixodidae) of the United States: taxonomy, identification key, distribution, hosts, and medical/veterinary importance. Entomological Society of America, Maryland
- Enout AMJ, Lobato DN, Azevedo CS, Antonini Y (2009) Parasitismo por malófagos (Insecta) e ácaros (Acari) em *Turdus leucomelas* (Aves) nas estações reprodutiva e de muda de penas no Parque Estadual do Rio Preto, Minas Gerais, Brasil. *Zoologia* 26(3):534–540
- Fontana CS (2004) Estrutura de uma comunidade urbana de aves: um experimento em Porto Alegre, Rio Grande do Sul. Ph.D. thesis, Universidade Federal do Rio Grande do Sul, Porto Alegre, Brazil
- Gasperin G, Pizo MA (2009) Frugivory and habitat use by thrushes (*Turdus* spp.) in a suburban area in south Brazil. *Urban Ecosyst* 12(4):425–436. doi:10.1007/s11252-009-0090-2
- Gaud J, Atyeo WT (1996) Feather mites of the world (Acarina, Astigmata): the supraspecific taxa. (Part. I). *Ann Mus R L'Afr Cent Sci Zool* 277:1–187
- Graciolli G, Carvalho CJB (2003) Hippoboscidae (Diptera, Hippoboscoidea) no Estado do Paraná: chaves de identificação, hospedeiros e distribuição geográfica. *Rev Bras Zool* 20:667–674
- Hale KA, Briskie JV (2009) Rapid recovery of an island population of the threatened South Island Saddleback *Philesturnus c. carunculatus* after a pathogen outbreak. *Bird Conser Internatn* 19(3):239–253. doi:10.1017/S0959270909008193
- Hamstra TL, Badyaev AV (2009) Comprehensive investigation of ectoparasite community and abundance across life history stages of avian host. *J Zool* 278(2):91–99. doi:10.1111/j.1469-7998.2008.00547.x
- Heeb P, Kolliker M, Richner H (2000) Bird-ectoparasite interactions, nest humidity and ectoparasite community structure. *Ecology* 81(4):958–968
- Hernandes FA, Valim MP (2005) A new species of *Pterodectes* Robin, 1877 (Proctophylloidae: Pterodectinae) from the pale-breasted thrush, *Turdus leucomelas* (Passeriformes: Turdidae). *Zootaxa* 1081:61–68

- Holmes JC, Price PW (1986) Communities of parasites. In: Kikkawa J, Anderson DJ (eds) Community ecology: pattern and process. Blackwell Scientific Publications, Oxford, pp 187–213
- Janovy J Jr (1997) Protozoa, helminths, and arthropods of birds. In: Clayton DH, Moore J (eds) Host–parasite evolution. General principles and avian models. Oxford University Press, Oxford, pp 303–337
- Jovani R, Serrano D (2001) Feather mites (Astigmata) avoid moulting wing feather of passerine birds. *Anim Behav* 62(4):723–727. doi:10.1006/anbe.2001.1814
- Kanegae MF, Valim M, Fonseca MA, Marini MÂ, Serra Freire NM (2008) Ácaros plumícolas (Acari: Astigmata) em aves do Cerrado do Distrito Federal, Brasil. *Biota Neotrop* 8(4):31–39
- Keirans JE, Durden LA (1998) Illustrated key to nymphs of the tick genus *Amblyomma* found in the United States. *J Med Entomol* 35(4):489–495
- Kidd H, James DR (1991) The Agrochemicals Handbook. Royal Society of Chemistry Information Services, Cambridge
- Labruna MB, Sanfilippo LF, Demetrio C, Menezes AC, Pinter A, Guglielmone AA, Silveira LF (2007) Ticks collected on birds in the state of São Paulo, Brazil. *Exp Appl Acarol* 43(2):147–160. doi:10.1007/s10493-007-9106-x
- Linardi PM, Botelho JR, Cunha HC (1985) Ectoparasitos de roedores da região urbana de Belo Horizonte, MG. Índices pulicilianos, anoplurianos e acarinos em *Rattus norvegicus norvegicus*. *Mem Inst Oswaldo Cruz* 80:277–284
- Lindell CA, Gavin TA, Price RD, Sanders AL (2002) Chewing louse distributions on two neotropical thrush species. *Comp Parasitol* 69(2):212–217. doi:10.1654/1525-2647(2002)069[0212:CLDOTN]2.0.CO;2
- Loye J, Carrol S (1995) Birds, bugs and blood: avian parasitism and conservation. *Trends Ecol Evol* 10(6):232–235
- Marini MA, Reinert BL, Bornschein MR, Pinto JC, Pichorim MA (1996) Ecological correlates of ectoparasitism on Atlantic Forest birds, Brazil. *Ararajuba* 14:93–103
- Marshall AG (1981) The ecology of ectoparasitic insects. Academic, London
- Martins TF, Onofrio VC, Barros-Battesti DM, Labruna MB (2010) Nymphs of the genus *Amblyomma* (Acari: Ixodidae) of Brazil: descriptions, redescription, and identification key. *Ticks Tick-borne Dis* 1(2):75–99. doi:10.1016/j.ttbdis.2010.03.002
- Møller AP, Rózsa L (2005) Parasite biodiversity and host defenses: chewing lice and immune response of their avian hosts. *Oecologia* 142(2):169–176. doi:10.1007/s00442-004-1735-8
- Morand S, Poulin R (1998) Density, body mass and parasite species richness of terrestrial mammals. *Evol Ecol* 12:717–727
- Moreno JA (1961) Clima do Rio Grande do Sul. Seção de Geografia. Secretaria da Agricultura, Porto Alegre
- Moyer BR, Drown DM, Clayton DH (2002) Low humidity reduces ectoparasite pressure: implications for host life history evolution. *Oikos* 97(2):223–228
- Onofrio VC, Barros-Battesti DM, Labruna MB, Faccini JLH (2009) Diagnoses of and illustrated key to the species of *Ixodes* Latreille, 1795 (Acari: Ixodidae) from Brazil. *Syst Parasitol* 72(2):143–157. doi:10.1007/s11230-008-9169-z
- Oorebeek M, Kleindorfer S (2008) Climate or host availability: what determines the seasonal abundance of ticks? *Parasitol Res* 103(4):871–875. doi:10.1007/s00436-008-1071-8
- Palma RL (1978) Slide-mounting of lice: a detailed description of the Canadá Balsan technique. *N Z Entomol* 6:432–436
- Poulin R (2007) Are there general laws in parasite ecology? *Parasitology* 134(6):763–776. doi:10.1017/S0031182006002150
- Poulin R (1997) Species richness of parasite assemblages: evolution and patterns. *Annu Rev Ecol Syst* 28:341–358
- Price RD (1975) The *Menacanthus eurysternus* complex (Mallophaga: Menoponidae) of the Passeriformes e Piciformes (Aves). *Ann Entomol Soc Am* 68:617–622
- Price RD, Helleenthal RA, Palma RL (2003) World checklist of chewing lice with host associations and keys to families and genera. In: Price RD, Helleenthal RA, Palma RL, Johnson KP, Clayton DH (ed). The chewing lice; world checklist and biological overview. Illinois Natural History Survey Special Publication 24, pp 1–501
- Rambo B (1994) A fisionomia do Rio Grande do Sul, 3rd edn. Unisinos, São Leopoldo
- R Development Team (2009) R: A Language and environment for statistical computing. 2.8.1 edn. R Foundation for Statistical Computing, Vienna
- Reiczgel J, Rózsa L (2005) Quantitative parasitology 3.0. Budapest
- Rózsa L (1997) Patterns in the abundance of avian lice (Phthiraptera: Amblycera, Ischnocera). *J Avian Biol* 28:249–254
- Santana FJ (1976) A review of the genus *Trouessartia* (Analloptidae). *J Med Entomol* 1:1–128
- Shaw DJ, Dobson AP (1995) Patterns of parasite abundance and aggregation in wildlife populations: a quantitative review. *Parasitology* 111(Suppl.):S111–S133
- Sick H (1997) Ornitologia Brasileira. Nova Fronteira, Rio de Janeiro
- Sorci G, Clobert J, Michalakakis Y (1996) Cost of reproduction and cost of parasitism in the common lizard *Lacerta vivipara*. *Oikos* 76(1):121–130
- Storni A, Alves MAS, Valim MP (2005) Ácaros de penas e carrapatos (Acari) associados a *Turdus albicollis* Vieillot (Aves, Muscicapidae) em uma área de Mata Atlântica da Ilha Grande, Rio de Janeiro, Brasil. *Rev Bras Zool* 22:419–423
- Szabó MPJ, Labruna MB, Garcia MV, Pinter A, Castagnolli KC, Pacheco RC, Castro MB, Veronez VA, Magalhães GM, Vogliotti A, Duarte JMB (2009) Ecological aspects of the free-living ticks (Acari: Ixodidae) on animal trails within Atlantic rainforest in south-eastern Brazil. *Ann Trop Med Parasitol* 103(1):57–72. doi:10.1179/136485909X384956
- Teixeira MB, Coura Neto AB, Pastore U, Rangel Filho LR (1986) Vegetação. As regiões fitoecológicas, sua natureza e seus recursos econômicos. Estudo fitogeográfico. In: Levantamento de recursos naturais. Instituto Brasileiro de Geografia e Estatística, Rio de Janeiro, v. 33, pp 541–632
- Tella JL, Blanco G, Forero MG, Gajón Á, Donazar JA, Hiraldo F (1999) Habitat, world geographic range, and embryonic development of hosts explain the prevalence of avian hematozoa at small and phylogenetic scales. *Proc Natl Acad Sci USA* 96(4):1785–1789. doi:10.1073/pnas.96.4.1785
- Tomlin CDS (2006) The pesticide manual: a world compendium. British Crop Production Council, England
- Valim MP, Hernandez FA (2006) Redescription of four species of the feather mite genus *Pterodectes* Robin, 1877 (Acari: Proctophylodidae: Pterodectinae) described by Herbert F. Berla. *Acarina* 14(1):41–55
- Veloso HP, Góes-Filho L (1982) Fitogeografia brasileira: classificação fisionômico-ecológica da vegetação neotropical. *Boletim Técnico Projeto Radambrasil, Série Vegetação* 1:1–80
- Venzal JM, Félix ML, Olmos A, Mangold AJ, Guglielmone AA (2005) A collection of ticks (Ixodidae) from wild birds in Uruguay. *Exp Appl Acarol* 36(4):325–331. doi:10.1007/s10493-005-8433-z
- Walther BA, Clayton DH (1997) Dust-ruffling: a simple method for quantifying ectoparasite loads of live birds. *J Field Ornithol* 68:509–518
- Wheller TA, Threlfall W (1986) Observations on the ectoparasites of some Newfoundland passerines (Aves: Passeriformes). *Can J Zool* 64:630–636
- Wiles PR, Cameron J, Behnke JM, Hartley IR, Gilbert FS, McGregor PK (2000) Season and ambient air temperature influence the distribution of mites (*Proctophyllodes stylifer*) across the wings of blue tits (*Parus caeruleus*). *Can J Zool* 78:1397–1407