

Symmetry restored in dibosons at the LHC?

Johann Brehmer,^a JoAnne Hewett,^b Joachim Kopp,^c Thomas Rizzo^b
and Jamie Tattersall^d

^a*Institut für Theoretische Physik, Universität Heidelberg,
Philosophenweg 12, 69120 Heidelberg, Germany*

^b*Elementary Particle Physics Division, SLAC National Accelerator Laboratory,
2575 Sand Hill Rd., Menlo Park, CA 94025, U.S.A.*

^c*PRISMA Cluster of Excellence and Mainz Institute for Theoretical Physics,
Johannes Gutenberg University,
Staudingerweg 7, 55128 Mainz, Germany*

^d*Institut für Theoretische Teilchenphysik und Kosmologie, RWTH Aachen,
Otto-Blumenthal-Str., 52074 Aachen, Germany*

E-mail: brehmer@thphys.uni-heidelberg.de, hewett@slac.stanford.edu,
jkopp@uni-mainz.de, rizzo@slac.stanford.edu,
tattersall@physik.rwth-aachen.de

ABSTRACT: A number of LHC resonance search channels display an excess in the invariant mass region of 1.8–2.0 TeV. Among them is a 3.4σ excess in the fully hadronic decay of a pair of Standard Model electroweak gauge bosons, in addition to potential signals in the HW and dijet final states. We perform a model-independent cross-section fit to the results of all ATLAS and CMS searches sensitive to these final states. We then interpret these results in the context of the Left-Right Symmetric Model, based on the extended gauge group $SU(2)_L \times SU(2)_R \times U(1)'$, and show that a heavy right-handed gauge boson W_R can naturally explain the current measurements with just a single coupling $g_R \sim 0.4$. In addition, we discuss a possible connection to dark matter.

KEYWORDS: Beyond Standard Model, Cosmology of Theories beyond the SM

ARXIV EPRINT: [1507.00013](https://arxiv.org/abs/1507.00013)

Contents

| | | |
|----------|--|-----------|
| 1 | Introduction | 1 |
| 2 | Experimental measurements and cross-section fits | 2 |
| 2.1 | Vector boson pair production | 3 |
| 2.2 | Associated vector-Higgs production | 6 |
| 2.3 | Dijet production | 7 |
| 2.4 | Associated top-bottom production | 8 |
| 2.5 | Channel comparison | 8 |
| 3 | Interpretation in the Left-Right Symmetric Model | 10 |
| 3.1 | Model essentials | 10 |
| 3.2 | Is that it? Fitting the Left-Right Symmetric Model to data | 15 |
| 3.3 | Prospects for Run II | 17 |
| 4 | A connection to dark matter? | 19 |
| 5 | Conclusions | 25 |
| A | Fit input data | 27 |

1 Introduction

A number of searches for narrow resonances at the LHC now display peaks in the region of 1.8–2.0 TeV. Most prominently, a recent ATLAS search [1] for a resonance that decays to a pair of standard model (SM) gauge bosons contains a local excess of 3.4σ (2.5σ global) in the WZ final state at approximately 2 TeV. Since the search is fully hadronic, there is only a limited ability to accurately distinguish gauge bosons, and consequently many of the events can also be interpreted as a ZZ or WW resonance, leading to excesses of 2.9σ and 2.6σ in these channels respectively.

Interest is further piqued when one analyses other resonance searches in a similar mass range. At approximately 1.8 TeV, both CMS [2] and ATLAS [3] observe excesses in the dijet distributions with a significance of 2.2σ and 1σ , respectively. In addition, a CMS search for resonant HW production [4] shows a 2.1σ excess, and another CMS search [5] for a pair of vector bosons, but this time with a leptonically tagged Z , finds a 1.5σ excess, both at approximately 1.8 TeV. With the exception of the three ATLAS selections in gauge boson pair production, all these possible signals are completely independent.

We analyze these excesses and perform a general cross-section fit to the data. It is of course important to not only look at possible signals in the distributions, and for that reason

we include all relevant searches that may be sensitive to the same final states as those showing anomalies. These include diboson analyses from both ATLAS [6–8] and CMS [9–11]. In addition, many models that explain an excess of events in the dijet distribution with a charged mediator will also lead to a peak in a tb resonance search. Consequently, we also include the most sensitive searches for this particular final state from both ATLAS [12, 13] and CMS [14] in our study.

Combining all searches, we provide best fit signal cross sections for each of the final states analyzed in order to guide the model building process. In particular we find that the vector boson pair production searches are best described by a WZ or ZZ final state, while WW is disfavoured via limits from semi-leptonic searches. In the associated Higgs production fit, we find preference for the HW final state, since an excess here is only seen in the single-lepton analysis. Finally, there is good agreement for a dijet signal between ATLAS and CMS, but nothing has been observed so far in the tb final state.

In order to explain these excesses we focus on the so-called Left-Right Symmetric Model (LRM) [15–19]. The LRM is based on the low-energy gauge group $SU(2)_L \times SU(2)_R \times U(1)'$ that can arise for example from an $SO(10)$ or $E6$ GUT [20, 21]. Since there is a new $SU(2)$ gauge group in addition to the SM, the spectrum now contains both a Z_R and charged W_R^\pm bosons. In general the model predicts $m_{Z_R} > m_{W_R^\pm}$, which is why we explain the various signals via resonant W_R^\pm production and decay. By extending our cross-section fit to the LRM parameters, we find a region that can explain the excesses while avoiding all current exclusion bounds. We then examine where our fit suggests the mass of the Z_R should be and the discovery potential of the LHC for this state.

In a next step we also analyze the question of how such a model may be able to simultaneously explain dark matter (DM). If the W_R is to mediate DM annihilation in the early universe the simplest scenario we can find is to include a new charged and neutral particle that would be relatively close in mass in order to co-annihilate effectively. Alternatively, we offer the concrete example that DM annihilation is mediated through the Z_R and the dark matter candidate is the neutral component of a new fermionic doublet. In this case, we see that resonant annihilation is required for the correct relic density and thus we predict the DM mass is $\sim \frac{1}{2}m_{Z_R}$.

This paper begins in section 2 with a review of the different experimental studies under consideration and generic cross-section fits. In section 3 we interpret the results in the LRM, followed by a discussion of a potential link to dark matter in section 4. Finally, we give our conclusions in section 5.

2 Experimental measurements and cross-section fits

In this section we give an overview over the ATLAS and CMS searches in which resonances in the mass range 1.8–2.0 TeV have been observed, or which provide constraints in the same or closely related final states. It is important to note that due to resolution, jet energy scale uncertainties and the limited number of events currently present in the excesses, peaks at 1.8–2.0 TeV can easily be compatible. Even though the most significant excess is observed in the ATLAS diboson search [1] at an invariant mass of 2.0 TeV, the majority of excesses

are reported closer to an invariant mass of approximately 1.8 TeV. This is why we assume a resonance in the vicinity of 1.8–1.9 TeV in this analysis.

We analyze the results of these searches by performing cross-section fits in each channel individually. For this, we sum bins around this mass region according to the experimental width and jet energy scale of the particular study. We then perform a cut-and-count analysis on the event numbers in these enlarged signal regions. As input information we take into account the number of observed events, expected backgrounds, efficiencies, and systematic uncertainties, as published by ATLAS and CMS. Where necessary information is missing from the publications, we use estimations to the best of our knowledge. In appendix A we list the data we use in more detail.

For the actual fit, we follow a frequentist approach. In the absence of systematic uncertainties, the number of events observed in the signal region, n , follows a Poisson distribution

$$p(n) = \frac{\mu^n \exp(-\mu)}{n!}. \quad (2.1)$$

Here $\mu = b + \sigma_s \cdot BR \cdot L \cdot \varepsilon$ is the number of expected events, including the number of expected background events b , and the product of the signal production cross section σ_s , branching ratios BR , integrated luminosity L , and efficiency as well as acceptance factors ε . The systematic uncertainties on the background prediction b and on the signal efficiency ε are approximated by Gaussian distributions. These nuisance parameters are marginalized. We neglect correlations between the different systematic uncertainties.

We then calculate a p value for each signal cross section in each different final state, using at least 10 000 pseudo-experiments. This gives us the significance of the deviation from the SM, best fit points, and confidence regions at 68% and 90% CL. We also calculate upper limits in a modified frequentist approach (CLs method [22]). In some of the signal regions, our simple cut-and-count strategy leads to model limits that are stronger than those presented by the experiments. In this case, the systematic background error and the signal efficiencies were rescaled to find agreement. Since many of our input parameters involve rough estimations, we have checked that the final results are stable under the variation of these input values.

In a next step, we perform combined fits to all studies that contribute to a particular final state. For the combination of individual p values we use Fisher's method. Again, we present the results in terms of p_0 values, best fit points, and confidence regions at 68% and 90% CL.

2.1 Vector boson pair production

The relevant searches targeting the resonant production of a pair of vector bosons either require both bosons to decay hadronically [1, 5] or one boson leptonically [5–7]. Unfortunately, branching ratio suppression dictates that searches where both bosons decay leptonically are currently uncompetitive.

In this set of analyses, the ATLAS fully hadronic search presently contains the largest single excess with 3.4σ reported by the experiment for an invariant mass of 2.0 TeV. Our cut-and-count analysis focuses on a slightly lower invariant mass window, leading to a

***WW* resonance analyses**

| Analysis | Expected | Observed | Excess | Fitted cross |
|-------------------------|--------------|--------------|---------------------------|--------------|
| | 95% CLs [fb] | 95% CLs [fb] | significance [σ] | section [fb] |
| ATLAS hadronic [1] | 11.1 | 19.6 | 1.2 | 5.2 |
| CMS hadronic [9] | 12.2 | 17.9 | 1.0 | 6.0 |
| ATLAS single lepton [6] | 6.4 | 5.9 | 0.0 | 0.0 |
| CMS single lepton [5] | 7.2 | 8.1 | 0.3 | 1.2 |

Table 1. Expected and observed limits, significance of any excess present, and the potential signal cross section for *WW* pair production at 1.8 TeV. Values may differ from those reported in the experimental papers since we integrate over signal regions in the vicinity of 1.8 TeV depending on the resolution and binning of the selected analysis.

***WZ* resonance analyses**

| Analysis | Expected | Observed | Excess | Fitted cross |
|-------------------------|--------------|--------------|---------------------------|--------------|
| | 95% CLs [fb] | 95% CLs [fb] | significance [σ] | section [fb] |
| ATLAS hadronic [1] | 14.2 | 25.8 | 1.3 | 6.9 |
| CMS hadronic [9] | 11.9 | 17.5 | 1.0 | 5.8 |
| ATLAS single lepton [6] | 13.2 | 12.4 | 0.0 | 0.0 |
| CMS single lepton [5] | 14.9 | 16.8 | 0.3 | 2.4 |
| ATLAS double lepton [7] | 13.8 | 20.5 | 0.3 | 2.9 |
| CMS double lepton [5] | 14.4 | 27.4 | 1.5 | 10.0 |

Table 2. Expected and observed limits, significance of any excess present, and the potential signal cross section for *WZ* production at 1.8 TeV. Values may differ from those reported in the experimental papers since we integrate over signal regions in the vicinity of 1.8 TeV depending on the resolution and binning of the selected analysis.

reduced peak significance of 2.4σ , see table 3. In order to fit the different final states we make use of the fact that the analysis has a mild discrimination between *W* and *Z* bosons based on the invariant mass of a reconstructed ‘fat jet’. This leads to a slight preference for either a *WZ* or *ZZ* final state to explain the excess present with a cross section of $\sim 7 - 8$ fb, see table 2 and 3. Since a smaller peak is seen in the purely *WW* channel, a smaller cross section of ~ 5 fb is found for this channel, see table 1. We again note that many of the events seen in the excess region are shared between all three final states; thus the total cross section in the excess region is substantially smaller than if we simply sum the three fitted cross sections together.

The CMS fully hadronic analysis search is very similar and also finds an excess in the same mass range, although with a slightly smaller signal of $\sim 1\sigma$, see table 1–3. In this analysis no real preference is seen for any of the different final states and a cross section of ~ 6 fb fits all three equally well.

More discrimination of the final states is available by using the semi-leptonic searches. Here, the one-lepton analyses require that a *W* boson is present while the two-lepton

ZZ resonance analyses

| Analysis | Expected | Observed | Excess | Fitted cross |
|-------------------------|--------------|--------------|---------------------------|--------------|
| | 95% CLs [fb] | 95% CLs [fb] | significance [σ] | section [fb] |
| ATLAS hadronic [1] | 9.7 | 25.2 | 2.4 | 8.1 |
| CMS hadronic [9] | 11.7 | 17.1 | 1.0 | 5.7 |
| ATLAS double lepton [7] | 6.7 | 10.0 | 0.3 | 1.4 |
| CMS double lepton [5] | 7.0 | 13.4 | 1.5 | 4.9 |

Table 3. Expected and observed limits, significance of any excess present, and the potential signal cross section for Z pair production at 1.8 TeV. Values may differ from those reported in the experimental papers since we integrate over signal regions in the vicinity of 1.8 TeV depending on the resolution and binning of the selected analysis.

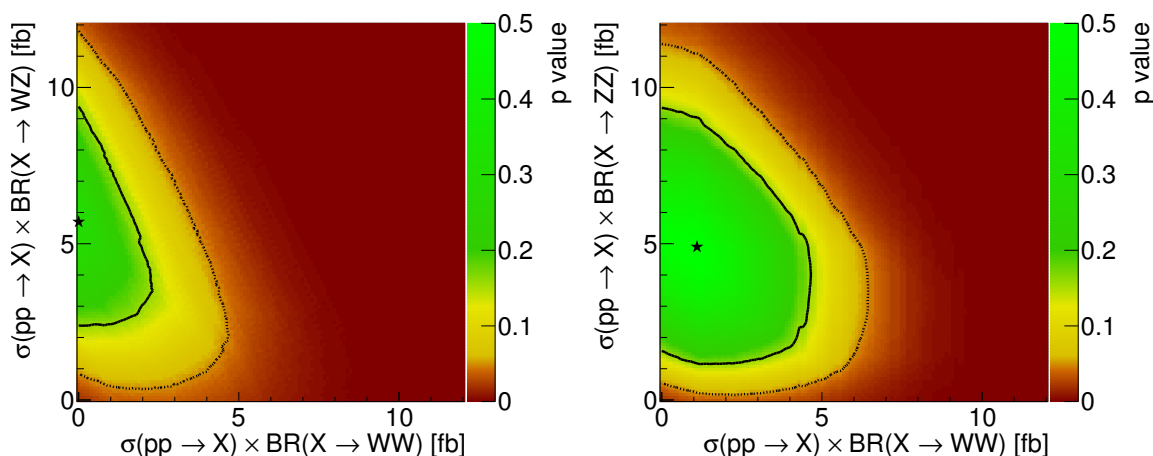


Figure 1. p values for a 1.8 TeV resonance decaying into a combination of WZ and WW pairs (left), or ZZ and WW pairs (right). The 68% (90%) preferred region is shown with a solid (dotted) line. The star represents the best fit point.

searches reconstruct at least one Z boson. If we first examine the one-lepton searches we see that no excess is seen by ATLAS [6], while CMS [5] only has a very mild excess of $\sim 0.3\sigma$. These searches place a significant constraint on the WW final state with ATLAS and CMS giving limits around 6–8 fb at 95% CLs. Removing one W for the WZ final state relaxes this limit to 12 fb, see table 2.

In the two-lepton case, CMS [5] sees an excess of 1.5σ which leads to a fitted cross section of 10 fb if we assume a pure WZ final state, see table 2, or 5 fb for a pure ZZ final state, see table 3. The ATLAS search has similar sensitivity [7] but only observes a very small excess of 0.3σ .

In figure 1 and figure 2 (left panel) we show the combined cross-section fit to all channels. Figure 1 shows that both WZ and ZZ final states fit the data well with a cross section of ~ 5 fb. However, we also see that a pure WW signal is disfavoured and could only describe the data in combination with another signal. The reason that the WW explanation is disfavoured is two-fold. First, the ATLAS and CMS single lepton analyses

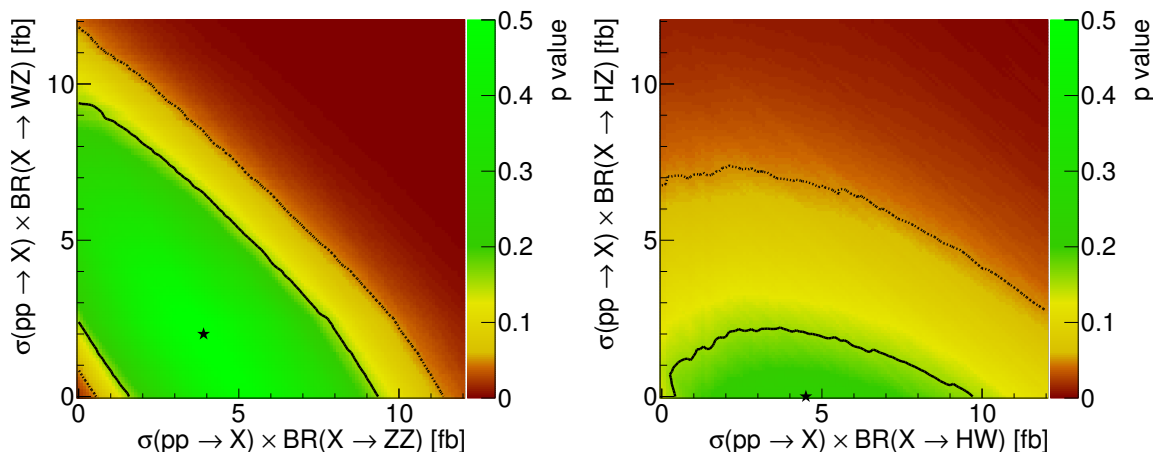


Figure 2. p values for a 1.8 TeV resonance decaying into a combination of WZ and ZZ (left), or HZ and HW pairs (right). The 68% (90%) preferred region is shown with a solid (dotted) line. The star represents the best fit point.

set an upper limit around 6 fb at 95% CLs, but a cross section of this magnitude is required to fit the hadronic excesses. In addition, the CMS dilepton search [5] has a small excess that this channel cannot explain.

Finally the left panel of figure 2 shows that an equally good fit is possible with contributions from both a WZ and ZZ final state, i.e. requiring both a charged and neutral resonance with similar mass. In combination, the standard model is disfavoured by $\sim 2\sigma$ when all vector boson pair production channels are included.

2.2 Associated vector-Higgs production

The experimental searches for a resonance that decays into a HV final state are varied. ATLAS looks for a Higgs that produces a $b\bar{b}$ pair with the W or Z probed leptonically ($\ell\ell$, $\nu\ell$ or $\nu\nu$) [8]. CMS has a similar search for $H \rightarrow b\bar{b}$ but only examines the leptonic W channel [4]. To probe vector bosons more generally, CMS has a fully hadronic search [11], but this has a limited ability to discriminate between W and Z . Finally there is a CMS search for $H \rightarrow \tau^+\tau^-$, again with a hadronic reconstruction of the vector boson [10].

Out of these searches, only the CMS study with a leptonic W displays an significant excess with $\sim 2\sigma$ at 1.8–1.9 TeV. Interpreting this as a resonance that decays to HW leads to a fitted cross section of 16 fb, see table 4. However, the fully hadronic CMS search is slightly in tension with this result as it reports a limit of 13 fb on the same final state. In the analyses that are sensitive to HZ production, no significant excesses are seen, see table 5. For this final state, the ATLAS semi-leptonic [8] and CMS fully hadronic [11] searches have similar sensitivities and set a 95% CLs limit of 14 fb and 13 fb respectively.

Combining all these searches into a single fit, we plot the preferred cross sections for HW and HZ productions in the right panel of figure 2. We find that the best fit point has a cross section for HW production of ~ 5 fb, but is also compatible with the SM background at $\sim 1\sigma$. Since the only excess is seen in a channel compatible with a W in the final state, there is no evidence in the data for a signal in the HZ channel.

HW resonance analyses

| Analysis | Expected | Observed | Excess | Fitted cross |
|--|--------------|--------------|---------------------------|--------------|
| | 95% CLs [fb] | 95% CLs [fb] | significance [σ] | section [fb] |
| ATLAS $b\bar{b} + (\ell\ell, \nu\ell, \nu\nu)$ [8] | 33.0 | 30.0 | 0.0 | 0.0 |
| CMS $b\bar{b} + \nu\ell$ [4] | 18.6 | 44.4 | 1.9 | 15.8 |
| CMS $\tau^+\tau^- + \text{hadronic vector}$ [10] | 36.1 | 36.1 | 0.0 | 0.0 |
| CMS hadronic Higgs [11] | 12.5 | 13.2 | 0.1 | 1.0 |

Table 4. Expected and observed limits, significance of any excess present, and the potential signal cross section for associated production of a Higgs and a W at 1.8 TeV. Values may differ from those reported in the experimental papers since we integrate over signal regions in the vicinity of 1.8 TeV depending on the resolution and binning of the selected analysis.

HZ resonance analyses

| Analysis | Expected | Observed | Excess | Fitted cross |
|--|--------------|--------------|---------------------------|--------------|
| | 95% CLs [fb] | 95% CLs [fb] | Significance [σ] | section [fb] |
| ATLAS $b\bar{b} + (\ell\ell, \nu\ell, \nu\nu)$ [8] | 15.0 | 14.0 | 0.0 | 0.0 |
| CMS $\tau^+\tau^- + \text{hadronic vector}$ [10] | 31.8 | 31.8 | 0.0 | 0.1 |
| CMS hadronic Higgs [11] | 12.2 | 12.9 | 0.1 | 1.0 |

Table 5. Expected and observed limits, significance of any excess present, and the potential signal cross section for associated production of a Higgs and a vector boson at 1.8 TeV. Values may differ from those reported in the experimental papers since we integrate over signal regions in the vicinity of 1.8 TeV depending on the resolution and binning of the selected analysis.

Dijet resonance analyses

| Analysis | Expected | Observed | Excess | Fitted cross |
|-----------------|--------------|--------------|---------------------------|--------------|
| | 95% CLs [fb] | 95% CLs [fb] | Significance [σ] | section [fb] |
| ATLAS dijet [3] | 131 | 217 | 1.5 | 101 |
| CMS dijet [2] | 92 | 173 | 1.9 | 90 |

Table 6. Expected and observed limits, significance of any excess present, and the potential signal cross section for dijet production at 1.8 TeV. Values may differ from those reported in the experimental papers since we integrate over signal regions in the vicinity of 1.8 TeV depending on the resolution and binning of the selected analysis.

2.3 Dijet production

Both the dijet search by ATLAS [3] and that by CMS [2] see an excess in the invariant mass distribution around 1.8 TeV. In our analysis, we find the excess in CMS is slightly more significant at 1.9σ compared to 1.5σ in ATLAS. However, since the CMS analysis is slightly more sensitive to a signal, the fitted cross section is actually smaller at ~ 90 fb, compared to ATLAS with ~ 100 fb, see table 6. In any case, the two signals seen by both experiments are remarkably similar and the combined best-fit signal cross section of ~ 90 fb can be seen in figure 7.

$t - b$ resonance analyses

| Analysis | Expected | Observed | Excess | Fitted cross |
|-------------------------|--------------|--------------|---------------------------|--------------|
| | 95% CLs [fb] | 95% CLs [fb] | Significance [σ] | section [fb] |
| ATLAS hadronic t [12] | 155 | 203 | 0.6 | 31 |
| ATLAS leptonic t [13] | 138 | 101 | 0.0 | 0 |
| CMS leptonic t [14] | 76 | 67 | 0.0 | 0 |

Table 7. Expected and observed limits, significance of any excess present, and the potential signal cross section for resonant production of a top and bottom quark at 1.8 TeV. Values may differ from those reported in the experimental papers since we integrate over signal regions in the vicinity of 1.8 TeV depending on the resolution and binning of the selected analysis.

2.4 Associated top-bottom production

The final analyses that we consider are the studies that look for the resonant production of a tb final state, see table 7. ATLAS has two searches that focus on this signature, one that looks for the hadronic decay of the t [12] and another that considers the leptonic channel [13]. On the CMS side, only one study exists, concentrating on the leptonic decay [14]. At the current time, only the ATLAS hadronic search contains a small excess in the region of 1.8 TeV (see table 7). However, since this search was expected to have the poorest sensitivity, it is likely that this is purely a statistical fluctuation.

The strongest bound comes from the CMS leptonic search with an upper limit on the cross section of 70 fb at 95% CLs. However, we should also pay particular attention to the ATLAS leptonic search since this heavily influences our final model fits and interpretations. The reason is that at 1.8 TeV, the search records a signal 1.8σ smaller than expected. We hesitate to call this an ‘underfluctuation’ because the search systematically measures a cross section 2σ less than the background prediction across the whole mass probed (500–3000 GeV). Due to the construction of the CLs limit setting procedure, which weights the likelihood according to the agreement of the signal with the background, the systematically high background prediction does not result in a hugely significant shift in the 95% CLs limit (expected limit: 138 fb, observed limit: 101 fb).

However, in our cross-section fit, the search has a far greater effect on the overall p value, since any additional signal predicted in this channel will be heavily penalized. For this reason, we perform two fits to the tb final state, one which includes the ATLAS leptonic search, shown in the left panel of figure 3, and one without, see the right panel of figure 3. In both plots we see that the best fit point is found without a signal present. However, including the leptonic ATLAS search results in a 1σ allowed cross section of ~ 30 fb but removing the search allows this to increase to ~ 60 fb in combination with the dijet result.

2.5 Channel comparison

By comparing the various fitted cross sections we can try to provide guidance on the kind of model required to fit the current data. We also note that this is not completely speculative since a combined analysis of the above searches finds that the standard model has a 2.9σ discrepancy with the data due to various excesses present.

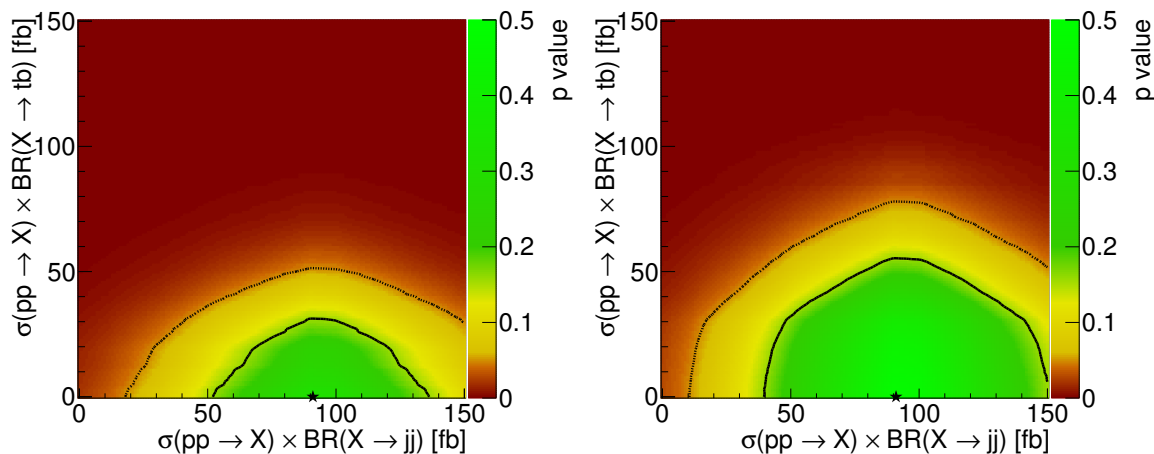


Figure 3. p values for a 1.8 TeV resonance decaying into a combination of jj and tb . The 68% (90%) preferred region is shown with a solid (dotted) line. The star represents the best fit point. Left: including the ATLAS leptonic tb search that displays a systematically $\sim 1.8\sigma$ improved exclusion. Right: excluding the ATLAS leptonic tb search from the fit.

Fitted cross sections

| Process | Fitted cross section [fb] | Upper bound (90% CL) |
|--|---------------------------|----------------------|
| $pp \rightarrow X \rightarrow WZ^1$ | $5.7^{+3.6}_{-3.3}$ | 11.8 |
| $pp \rightarrow X \rightarrow ZZ^1$ | $5.0^{+4.3}_{-3.4}$ | 11.3 |
| $pp \rightarrow X \rightarrow WH$ | $4.5^{+5.2}_{-4.0}$ | 15.5 |
| $pp \rightarrow X \rightarrow jj$ | 91^{+53}_{-45} | 170 |
| $pp \rightarrow X \rightarrow tb$ | 0^{+11}_{-0} | 38 |
| $pp \rightarrow X \rightarrow tb$ (without ATLAS $bb\ell\nu$ [13]) | 0^{+39}_{-0} | 60 |

¹The WZ and ZZ channels contain a significant overlap in signal regions and should not be considered as independent measurements.

Table 8. Fitted cross sections to various final states found by combining all relevant channels. For the tb final state we present the results both with and without the ATLAS leptonic search [13] since this study contains a large under-fluctuation that significantly alters the result of our final fit.

We first note that the required cross sections to correctly fit the data are very similar for WZ and ZZ (which can be considered as roughly the same measurement) and WH , see table 8. In our opinion this seriously motivates a model in which the resonant production particle carries charge, since the same particle can then be responsible for both final states. In addition, the fact that $\sigma_{WZ} \sim \sigma_{WH}$ suggests to us that a model that predicts an equal branching ratio to these two modes should be considered.

In comparison, the dijet cross section for the signal is over an order of magnitude larger. In terms of finding a model to fit these excesses this is convenient, since the easiest way to produce such a high mass resonance will be through a quark coupling of appropriate strength. The same coupling will then automatically lead to a decay into a dijet final state.

Combining the WZ , WH , and dijet final states thus naturally leads to a model with a charged resonance. Working with the principle of simplicity, we may expect the couplings of this resonance to be flavor diagonal and therefore predict that $\sigma_{tb} \sim \frac{1}{2}\sigma_{jj}$. Unfortunately there is no evidence for a signal in the tb final state and the 1σ preferred region only extends to ~ 10 fb, which is roughly $\frac{1}{10}\sigma_{jj}$. However, we refer the reader to the discussion in section 2.4 where we note that the ATLAS leptonic search finds a cross section that is systematically 2σ below the background prediction. Consequently, the fit is heavily influenced by this single result and we believe that it is also wise to study the cross section measurement when this analysis is removed. In this case, the 1σ preferred region extends up to ~ 40 fb and is therefore perfectly compatible with the observed dijet signal.

3 Interpretation in the Left-Right Symmetric Model

We now turn towards a specific model and interpret the observed excesses in the Left-Right Symmetric Model [19]. In section 3.1 we summarize the structure and key phenomenological properties of this framework. We then compare its predictions to the experimental data and perform a model parameter fit in section 3.2. Finally we discuss the prospect of observing signatures for this model during the upcoming LHC Run II in section 3.3.

3.1 Model essentials

In the Left-Right Symmetric Model (LRM) framework [19], the SM electroweak gauge group is extended to $SU(2)_L \times SU(2)_R \times U(1)'$ with the usual left-handed (right-handed) fermions of the SM transforming as doublets under $SU(2)_{L(R)}$. For instance, the left-handed (LH) quarks transform as $(2, 1, 1/3)$, whereas the right-handed (RH) quarks transform as $(1, 2, 1/3)$. The corresponding gauge couplings are denoted by $g_{L,R}$, which are not in general equal, as well as g' . As a consequence of this $L - R$ symmetry, a RH neutrino must necessarily be introduced for each generation; neutrinos are thus naturally massive in this framework.

The SM is recovered by the breaking $SU(2)_R \times U(1)' \rightarrow U(1)_Y$, where additional Higgs fields are required to break this symmetry generating the masses of the new gauge fields W_R^\pm , Z_R . This breaking relates the g_R and g' couplings to the usual SM hypercharge coupling g_Y . Note that since g_L and g_Y are both well-measured quantities, only the ratio $\kappa = g_R/g_L$ remains as a free parameter in the model. The new Higgs fields responsible for $SU(2)_R$ breaking are usually assumed to transform either as a doublet, $(1, 2, -1)$, or as a triplet, $(1, 3, -2)$, under the $SU(2)_R$ gauge group, and the neutral component obtains a multi-TeV scale vev, v_R . The corresponding LH $SU(2)_L$ doublet or triplet Higgs fields, $(2, 1, -1)$ or $(3, 1, -2)$, which must also be present to maintain the $L - R$ symmetry, are assumed to obtain a vanishing or a tiny, phenomenologically irrelevant vev, which we will set to zero (i.e. $v_L = 0$) below.

The immediate impact of the choice of doublet versus triplet Higgs breaking is two-fold. In the triplet case, the RH neutrinos $N_{e,\mu,\tau}$ can obtain TeV-scale Majorana masses through the triplet vev, and thus see-saw-suppressed masses can be generated for the familiar LH neutrinos, which are now themselves necessarily of a Majorana character. Naively, we

might expect the W_R and N_ℓ masses to be of a similar magnitude. Furthermore, when triplet breaking is chosen we can easily identify $U(1)'$ with $U(1)_{B-L}$. If, on the other hand, doublet breaking is assumed, then the LH and RH neutrinos must necessarily pair up to instead form Dirac fields.

In addition to the many low-energy implications of this choice (such as potentially observable neutrinoless double beta decay in the Majorana neutrino case, or RH leptonic currents appearing in μ decay in the Dirac case), this selection has an immediate impact at colliders that is relevant for our analysis. If the neutrinos are Dirac, then the decay $W_R^\pm \rightarrow \ell^\pm \nu_\ell$ occurs where the ν_ℓ appear as missing energy. The LHC Run I searches for this mode constrain the mass of W_R^\pm to lie beyond the range of interest for the present analysis, even for very small values of $\kappa \simeq 0.15$ (which lie outside the LRM physical region as we will discuss below). This highly disfavors the doublet breaking scenario from our perspective. However, in the triplet breaking case, we instead find the leptonic decay now is of the form $W_R^\pm \rightarrow \ell^\pm N_\ell$, so that the search reach depends on the relative ordering of the W_R and N_ℓ masses. If the mass relation $m_{N_\ell} > m_{W_R}$ is satisfied, then the W_R has no on-shell, two-body, leptonic decay modes and these LHC Run I search constraints are trivially avoided. If the RH neutrinos are below the W_R in mass, then $\ell\ell jj$ final states will be produced. CMS [23] has observed a potential excess in this mode for the case $\ell = e$ but not for $\ell = \mu$. To interpret this as a real signal in the present scenario would require the various N_ℓ to be non-degenerate, so that N_e (N_μ) is lighter (heavier) than W_R [24–28]. This, however, would naively lead to a predicted branching fraction for the process $\mu \rightarrow e\gamma$ [29] which is far larger than the current experimental bound [30], unless the flavor and mass eigenstates of the N_ℓ are extremely well-aligned. Furthermore, since the N_ℓ are Majorana states, their decays produce the final states of like-sign as well as opposite sign leptons with equal probability, which is not what CMS apparently observes. To avoid these issues here we will thus assume both triplet $SU(2)_R$ breaking and that the relation $m_{N_\ell} > m_{W_R}$ is satisfied.

Going further, we note that since the LH (RH) SM fermions transform as doublets under $SU(2)_{L(R)}$, their masses must be generated by the introduction of one or more bi-doublet scalars, i.e. fields transforming as doublets under both $SU(2)_{L(R)}$ groups simultaneously as $(2, 2, 0)$. The vevs of these bi-doublets (with each bi-doublet, Φ_i , having two distinct vevs, $k_{1,2i}$ which are of order of the electroweak scale) break the SM gauge group in the usual manner and act similarly to those that occur in Two-Higgs Doublet Models [31]. Given a sufficiently extensive set of bi-doublets, it is possible to construct models wherein the CKM matrices in the LH and RH sectors are uncorrelated. However, the relationship $|V_{ij}^L| = |V_{ij}^R|$ is the more conventional result if we want to avoid flavor-changing neutral currents; we will assume the validity of this relationship in the analysis below to greatly simplify the discussion as this additional parameter freedom is not needed here to explain the data.

We can now write the full $W - W_R$ mass matrix in a generic manner as follows:

$$\mathcal{M}_W^2 = \begin{pmatrix} m_W^2 & \beta_w m_W^2 \\ \beta_w m_W^2 & m_{W_R}^2 \end{pmatrix}. \tag{3.1}$$

Here one finds that $m_W^2 = g_L^2 \sum_i (k_{1i}^2 + k_{2i}^2)/4$, which we note is the would-be SM W mass, and correspondingly $m_{W_R}^2 = g_R^2 (2v_R^2 + \sum_i (k_{1i}^2 + k_{2i}^2))/4$. Note that, apart from a $\mathcal{O}(1)$ coefficient β_w , the off-diagonal term is proportional to m_W^2 . The reason for this is that the off-diagonal terms in the mass matrix are also generated by the vevs $k_{1,2i}$, so they are naturally of the order of the weak scale; one finds explicitly that

$$\beta_w = \kappa \frac{2 \sum_i k_{1i} k_{2i}}{\sum_i (k_{1i}^2 + k_{2i}^2)}. \quad (3.2)$$

To diagonalize this matrix we rotate the original W, W_R fields into the mass eigenstates $W_{1,2}$ (where W_1 is identified as the well-known lighter state) via a mixing angle ϕ_w given by

$$\tan 2\phi_w = \frac{-2\beta_w m_W^2}{m_{W_R}^2 - m_W^2}. \quad (3.3)$$

When $m_{W_R}^2 \gg m_W^2$, as in the case under consideration, we obtain that $\phi_w \simeq -\beta_w (m_W/m_{W_R})^2$. Note that in the most simple, single bi-doublet case, we find that $\beta_w = 2\kappa \tan \beta / (1 + \tan^2 \beta)$. Here we have defined the ratio of the $k_{1,2}$ vevs as $\tan \beta$, as usual. Although $W_{1,2}$ are the mass eigenstates, for clarity we will continue to refer to them as W, W_R .

We can perform a similar analysis in the $Z - Z_R$ mixing case. This is simplified by first going to the basis where the massless photon is trivially decoupled, reducing the original 3×3 mass matrix to one which is only 2×2 . Then the SM Z couples as usual as $\frac{gL}{c_w}(T_{3L} - x_w Q)$, where $c_w = \cos \theta_w$, Q is the electric charge, $x_w = s_w^2 = \sin^2 \theta_w$ and T_{3L} is the 3rd component of the LH weak isospin. Recalling $Q = T_{3L} + T_{3R} + (B - L)/2$ we can write the analogous Z_R coupling as

$$\mathcal{O}_{Z_R} = \frac{gL}{c_w} [\kappa^2 - (1 + \kappa^2)x_w]^{-1/2} [x_w T_{3L} + \kappa^2(1 - x_w)T_{3R} - x_w Q]. \quad (3.4)$$

Interestingly, since we know that $v_R^2 \gg k_{1,2i}^2$, the mass ratio of the *physical* W_R and Z_R is given to a very good approximation by simply setting the $k_{1,2i}^2 \rightarrow 0$, i.e.

$$\frac{m_{Z_R}^2}{m_{W_R}^2} = \frac{\kappa^2(1 - x_w)\rho_R}{\kappa^2(1 - x_w) - x_w} > 1, \quad (3.5)$$

with the values of $\rho_R = 1(2)$ depending upon whether $SU(2)_R$ is broken by either Higgs doublets (or by triplets); in this work $\rho_R = 2$ follows from our assumption of triplet breaking. We demonstrate this relation between κ and the physical masses in figure 4.

In further analogy with the $W - W_R$ case we find that the $Z - Z_R$ mixing angle is given by $\phi_z \simeq -\beta_z (m_Z/m_{Z_R})^2$ when Z_R is heavy. β_z is again an $\mathcal{O}(1)$ parameter which is generally a ratio of the various bi-doublet vevs. In the case of a single bi-doublet, the general expression for β_z simplifies significantly to $\beta_z = -[\kappa^2 - (1 + \kappa^2)x_w]^{1/2}$. Note that for κ values near the theoretical minimum (as we will discuss next) we find that β_z is very small, implying a further suppression of $Z - Z_R$ mixing in this case.

Examining the expressions for both the Z_R/W_R mass ratio, as well as that for the Z_R couplings, we see that $\kappa > [x_w/(1 - x_w)]^{1/2} \simeq 0.55$ is required for the fields to remain

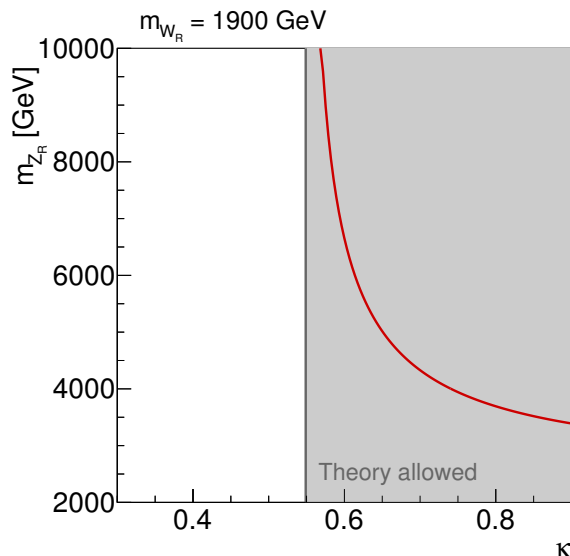


Figure 4. m_{Z_R} as a function of κ for $m_{W_R} = 1900$ GeV. The physical region is shaded in grey.

physical as alluded to in the discussion above. Below this value the Z_R coupling becomes imaginary, see eq. (3.4), and $m_{Z_R}^2$ is negative, cf. eq. (3.5). This theoretical requirement will play an important role in the discussion of our fit results below.

In this scenario, the partial width of the W_R into quark pairs is given by [32, 33]

$$\Gamma(W_R^+ \rightarrow u\bar{d}) = \Gamma(W_R^+ \rightarrow c\bar{s}) = 3\kappa^2 A \left(1 + \frac{\alpha_s(m_{W_R})}{\pi} \right), \quad (3.6)$$

$$\Gamma(W_R^+ \rightarrow t\bar{b}) = 3\kappa^2 A \left(1 + \frac{\alpha_s(m_{W_R})}{\pi} \right) \left(1 - \frac{m_t^2}{m_{W_R}^2} \right)^2 \left(1 + \frac{1}{2} \frac{m_t^2}{m_{W_R}^2} \right), \quad (3.7)$$

where $A = G_F m_W^2 m_{W_R} / (6\pi\sqrt{2})$ is an overall constant.

Calculating the decays into diboson states is a little more complicated since correctly obtaining the effective $W_R W Z$ coupling in the LRM is subtle. As in the SM, the trilinear couplings of the gauge bosons arise from the non-abelian parts of the kinetic terms for the gauge fields, in particular, from the part of the covariant derivative containing the gauge fields acting on themselves. In the basis where the massless photon explicitly appears, the covariant derivative is given by

$$\mathcal{D} = \partial - ieQA - \frac{i}{\sqrt{2}} g_L T_L^\pm \cdot W^\mp + (L \rightarrow R) - i \frac{g_L}{c_w} (T_{3L} - x_w Q) Z - i \mathcal{O}_{Z_R} Z_R, \quad (3.8)$$

where we have suppressed the Lorentz index and where the Z_R coupling operator \mathcal{O}_{Z_R} is given in eq. (3.4). \mathcal{D} acting on the W, W_R generates both a $W^+ W^- Z$ coupling, as in the SM, as well as a $W_R^+ W_R^- Z$ coupling. Since W, W_R have $Q = 1$ and $T_{3L}(W, W_R) = 1, 0$, these two couplings are simply $\frac{g_L}{c_w}(1 - x_w)$ and $\frac{g_L}{c_w}(-x_w)$, respectively. In terms of the mass eigenstates $W = W_1 c + W_2 s$ and $W_R = W_2 c - W_1 s$ (where $s = \sin \phi_w, c = \cos \phi_w$), corresponding to the physical masses $m_{1,2}$, the off-diagonal $W_1^\pm W_2^\mp Z$ coupling can be

obtained by combining these two individual contributions. We obtain

$$\frac{g_L}{c_w} [cs(1 - x_w) + (-sc)(-x_w)] = \frac{cs g_L}{c_w}. \quad (3.9)$$

This reproduces the result obtained some years ago [34].

In the expressions above, we have ignored any $Z - Z_R$ mixing since it is numerically small in the parameter range of interest in our scenario since both $|\beta_z| \ll |\beta_w|$ and $m_{W_R}^2/m_{Z_R}^2 \ll 1$. However, we note that by identifying Z with Z_1 , an additional contribution will arise from the $W_R^+ W_R^- Z_R$ coupling (the corresponding $W^+ W^- Z_R$ coupling is absent as can be seen from the structure of the operator O_{Z_R}), but this interaction is relatively suppressed by an additional factor of the $Z - Z_R$ mixing angle, ϕ_z , so we will ignore this term in our analysis.

In the corresponding partial width for the decay $W_R \rightarrow WZ$ (i.e. for $W_2 \rightarrow W_1 Z_1$) the above coupling will appear quadratically and is always accompanied by an additional factor of $m_Z^4/(m_W^2 m_Z^2)$ arising from the longitudinal parts of the corresponding gauge boson polarization appearing in the final state. Now, since $\phi_w \simeq \beta_w m_W^2/m_{W_R}^2$ and $m_{1(2)}^2 = m_{W,W_R}^2 [1 + \mathcal{O}(m_W^2/m_{W_R}^2)]$, using the SM relation $m_W = c_w m_Z$, we see that the large mass ratios will cancel, leaving us with just an overall dependence of $\sim g_L^2 \beta_w^2 [1 + \mathcal{O}(m_W^2/m_{W_R}^2)]$. In the single bi-doublet model this reduces further to $\sim g_R^2 \sin^2 2\beta [1 + \mathcal{O}(m_W^2/m_{W_R}^2)]$ with $\tan \beta$ being the ratio of the two bi-doublet vevs as defined above.

As shown in explicit detail recently in ref. [35] (which we have verified), the corresponding square of the $W_R W H$ coupling, where H is to be identified with the (almost) SM Higgs, is given by $\sim g_R^2 \cos^2(\alpha + \beta)$, where α is the mixing angle of the two Higgs doublet model [31]. This is at the same level of approximation where higher order terms in the gauge boson mixings are neglected. Going to the Higgs alignment limit, i.e. $\alpha \simeq \beta - \pi/2$, to recover the SM-like Higgs, one observes that $\cos^2(\alpha + \beta) \rightarrow \sin^2 2\beta$. This demonstrates the equality of the effective $W_R W H$ and $W_R W Z$ couplings up to higher order terms in the various mass ratios, as is required by the Goldstone boson equivalence theorem.

To cut a long story short, the partial decay widths of the W_R into diboson states are given by

$$\begin{aligned} \Gamma(W_R^+ \rightarrow W^+ Z) &= \frac{A}{4} a_w^2 \left(1 - 2 \frac{m_W^2 + m_Z^2}{m_{W_R}^2} + \frac{(m_W^2 - m_Z^2)^2}{m_{W_R}^4} \right)^{3/2} \\ &\times \left(1 + 10 \frac{m_W^2 + m_Z^2}{m_{W_R}^2} + \frac{m_W^4 + 10 m_W^2 m_Z^2 + m_Z^4}{m_{W_R}^4} \right), \end{aligned} \quad (3.10)$$

$$\begin{aligned} \Gamma(W_R^+ \rightarrow W^+ H) &= \frac{A}{4} a_H^2 \left(1 - 2 \frac{m_W^2 + m_H^2}{m_{W_R}^2} + \frac{(m_W^2 - m_H^2)^2}{m_{W_R}^4} \right)^{1/2} \\ &\times \left(1 + \frac{10 m_W^2 - 2 m_H^2}{m_{W_R}^2} + \frac{(m_W^2 - m_H^2)^2}{m_{W_R}^4} \right) \end{aligned} \quad (3.11)$$

with $a_w = (cs)(m_{W_R}^2/m_W^2)$. a_H depends on the details of the Higgs sector; however, the equivalence theorem requires that $a_H = a_w + \mathcal{O}(m_W^2/m_{W_R}^2)$.

3.2 Is that it? Fitting the Left-Right Symmetric Model to data

We now investigate whether the excesses observed at the LHC can be explained by a W_R resonance of the Left-Right Symmetric Model. In section 2 we concluded that the data favors a charged resonance with approximately equal branching ratios to WZ and WH . This agrees very well with the predictions of the LRM, where these branching ratios are equal up to $\mathcal{O}(m_W^2/m_{W_R}^2)$ corrections. The excess observed in the dijet channels, together with the not so restrictive bounds in the tb searches, are also promising.

In such an interpretation, m_{W_R} should take on the value 1800–1900 GeV to be compatible with the observed excesses. A mass of 2000 GeV, as favoured by the ATLAS diboson excess alone, appears to be disfavoured by constraints from the other channels, such as the semileptonic diboson searches. We will perform fits for the two scenarios $m_{W_R} = 1800, 1900$ GeV, in the understanding that the limited number of events, width effects and experimental resolution makes it difficult to pin down the mass more precisely.

In order to test the compatibility of the LRM with the data, we include the parameter space of the LRM in our cross-section fit. Again, we first calculate the compatibility of a parameter point with the observed event numbers in all individual analyses. This is followed by a combination of the results, giving an overall p value which we present the results in terms of best fit points and confidence regions at 68% and 90% CL in the parameter space.

The narrow width approximation is used throughout. We find that the width of the W_R is of order 1–2% of its mass in the best-fit region, making the error due to this approximation sub-dominant to the other uncertainties present. We calculate the production cross section of the W_R using the MMHT2014 NNLO pdfs [36] with constant NNLO k factors [37] while the branching ratios are calculated using eq. (3.6)–(3.11). We do not assume $a_H = a_w$, but allow for corrections of order $\mathcal{O}(m_W^2/m_{W_R}^2)$ by introducing a parameter ξ using

$$a_H = a_w + \xi \frac{m_W^2}{m_{W_R}^2}. \tag{3.12}$$

ξ is allowed to float in the range $[-10, 10]$ with a flat prior and is profiled over in our results.

In figure 5 and 6 we present the results from our fit for $m_{W_R} = 1800$ GeV and $m_{W_R} = 1900$ GeV respectively. In the left panels we show the overall agreement with data when all experimental studies presented in the previous section are included. In this case, no part of the parameter space of the LRM is compatible with data at 68% CL. This is due to the tension between the dijet excess in the ATLAS and CMS searches and the ATLAS tb search in the leptonic decay mode. However as we have argued in section 2.2, this ATLAS tb search finds a rate consistently 2σ below the background expectation, and while this does not lead to a strong CLs limit, it severely punishes the overall p value in our fit for the full parameter space.

We therefore also present results where this single ATLAS tb search is excluded from the fit itself, where we explicitly check that the best-fit regions are not excluded by the CLs limits from this study. The results are shown in the right panels of figure 5 and 6. There is now a well-defined region where the LRM agrees very well with all searches and can describe the observed excess while satisfying the constraints from the other searches.

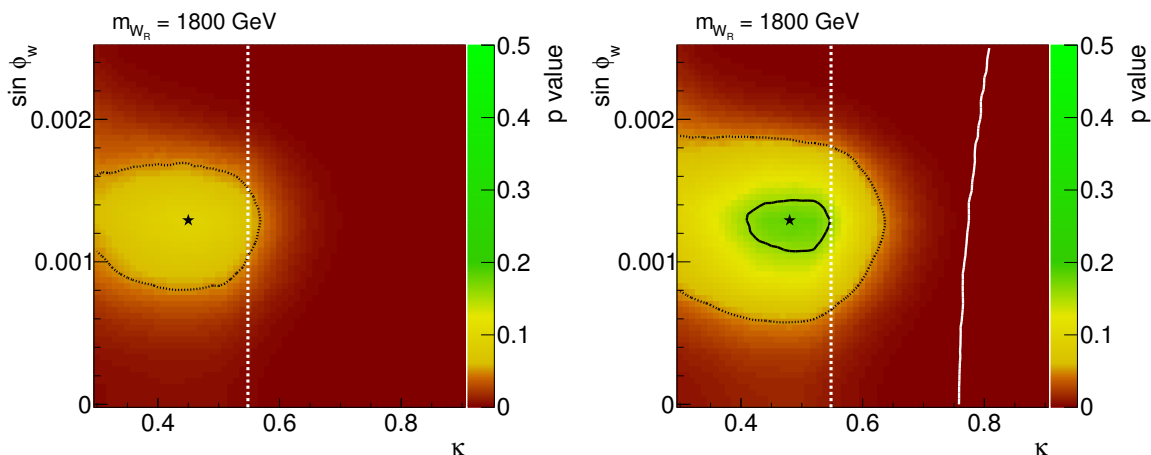


Figure 5. Fit of the LRM parameters κ and $\sin\phi_W$ to the searches listed in table 8 with $m_{W_R} = 1800$ GeV. The region compatible with data at 68% (90%) CL is shown with a black solid (dotted) line. The white dashed line denotes the theoretical limit $\kappa > s_W/c_W \simeq 0.55$. The star represents the best fit point. Left: fit including the ATLAS leptonic tb search that systematically disfavors the full parameter space as well as the background-only hypothesis with $\sim 1.8\sigma$. Right: fit excluding the ATLAS leptonic tb search. The white solid line shows the 95% CLs limit from the ATLAS leptonic tb search (the region left of the line is allowed).

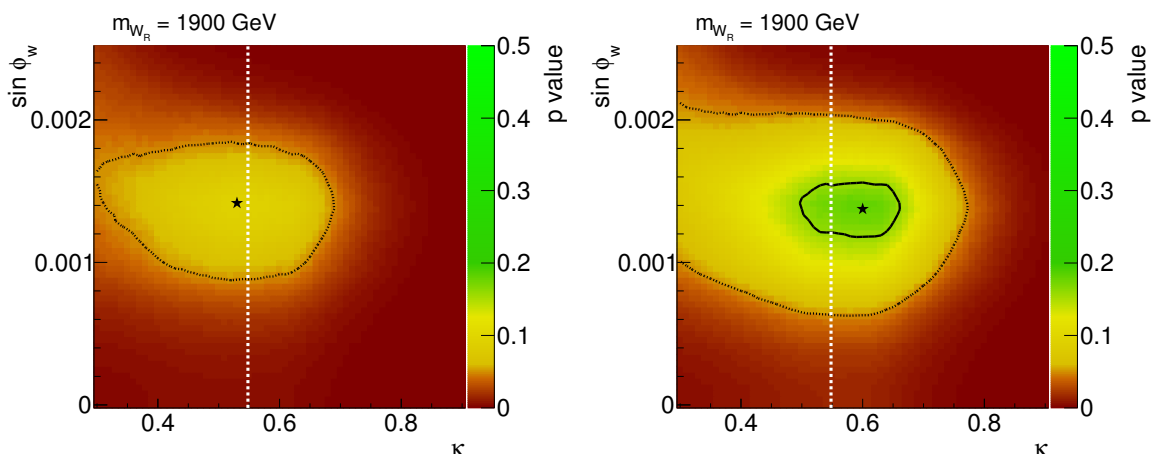


Figure 6. Fit of the LRM parameters κ and $\sin\phi_W$ to the searches listed in table 8 with $m_{W_R} = 1900$ GeV. The region compatible with data at 68% (90%) CL is shown with a black solid (dotted) line. The white dashed line denotes the theoretical limit $\kappa > s_W/c_W \simeq 0.55$. The star represents the best fit point. Left: fit including the ATLAS leptonic tb search that systematically disfavors the full parameter space as well as the background-only hypothesis with $\sim 1.8\sigma$. Right: fit excluding the ATLAS leptonic tb search. The 95% CLs limit from the ATLAS leptonic tb search is outside the plotted region and does not affect the preferred region.

For $m_{W_R} = 1800$ GeV this region is roughly given by $0.4 \lesssim \kappa \lesssim 0.55$ and $0.00011 \lesssim \sin\phi_w \lesssim 0.0015$. For $m_{W_R} = 1900$ GeV the smaller production cross section allows for larger couplings $0.5 \lesssim \kappa \lesssim 0.65$ and $0.0012 \lesssim \sin\phi_w \lesssim 0.0016$.

These preferred couplings fall into a special place in the parameter space: as described in section 3.1, the theory requires $\kappa > s_W/c_W \simeq 0.55$ to be consistent. This means that

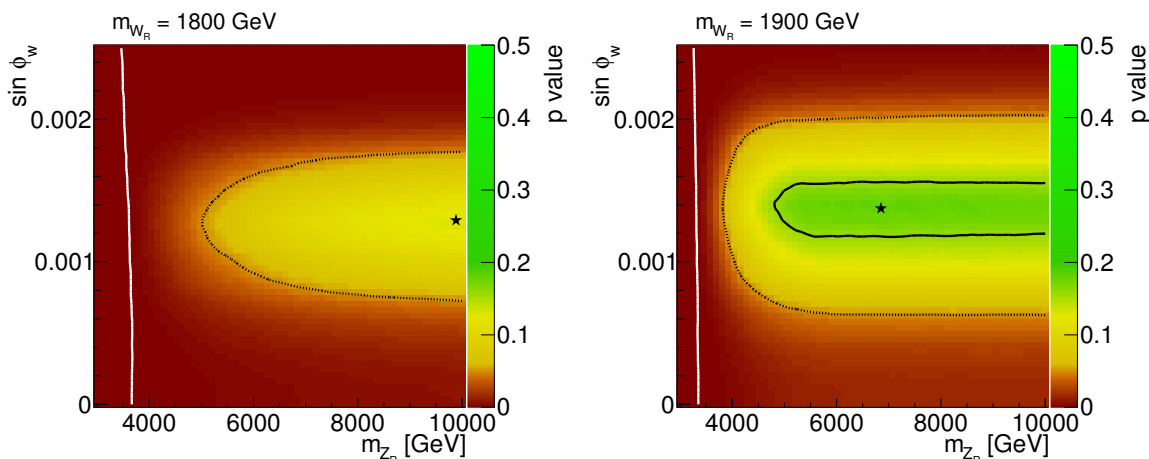


Figure 7. Fit of the LRM parameters m_{Z_R} and $\sin\phi_w$ to the searches listed in table 8 with $m_{W_R} = 1800$ GeV (left) and $m_{W_R} = 1900$ GeV (right). The region compatible with data at 68% (90%) CL is shown with a black solid (dotted) line. The star represents the best fit point. We exclude the ATLAS leptonic tb search from the fit, but the white solid line shows the 95% CLs limit from this search (the regions right of the lines are allowed).

for $m_{W_R} = 1800$ GeV the preferred region at 1σ falls entirely in the unphysical regime. The situation is different in the $m_{W_R} = 1900$ GeV scenario, where we find good agreement further from this boundary of the physically allowed region.

Since the mass of the Z_R is fixed by κ and m_{W_R} (as shown in eq. (3.5) and figure 4), we may also ask what mass the Z_R must have for the LRM to be consistent with the observations. A coupling close to the boundary $\kappa \gtrsim 0.55$ corresponds to a very heavy Z_R , while large values of κ translate to lower Z_R masses. In figure 7 we show the results of our fit, still excluding the ATLAS leptonic tb search, in terms of m_{Z_R} and $\sin\phi_w$.

Assuming $m_{W_R} = 1900$ GeV, the data permit a lower bound on m_{Z_R} of around 4 TeV which is substantially above the masses probed so far at the LHC [38–40], $m_{Z_R} \leq 3$ TeV. There is no upper bound on m_{Z_R} from our fit. This directly follows from the fact that our preferred regions for κ extend into the region $\kappa \sim 0.55$, where m_{Z_R} becomes very large.

Our fit also allows us to analyze the origin of the constraints. In figure 8 we show the constraints from diboson and fermionic final states separately. As expected from eq. (3.6) and (3.7), the dijet and tb rates fix the overall coupling constant g_R while the WZ and WH rates then set the mixing angle ϕ_w . We conclude this section with a comparison of the preferred regions for $m_{W_R} = 1800$ GeV and $m_{W_R} = 1900$ GeV in figure 9.

3.3 Prospects for Run II

As the LHC begins operations at 13 TeV, the prospects to discover or exclude the model presented here are excellent due to the steep rise in heavy particle production at higher energies. In this section we first estimate the amount of data that will be required to more thoroughly probe a possible W_R resonance at 1.9 TeV. We then more speculatively explain the prospects that the LHC may produce and detect the neutral Z_R gauge boson.

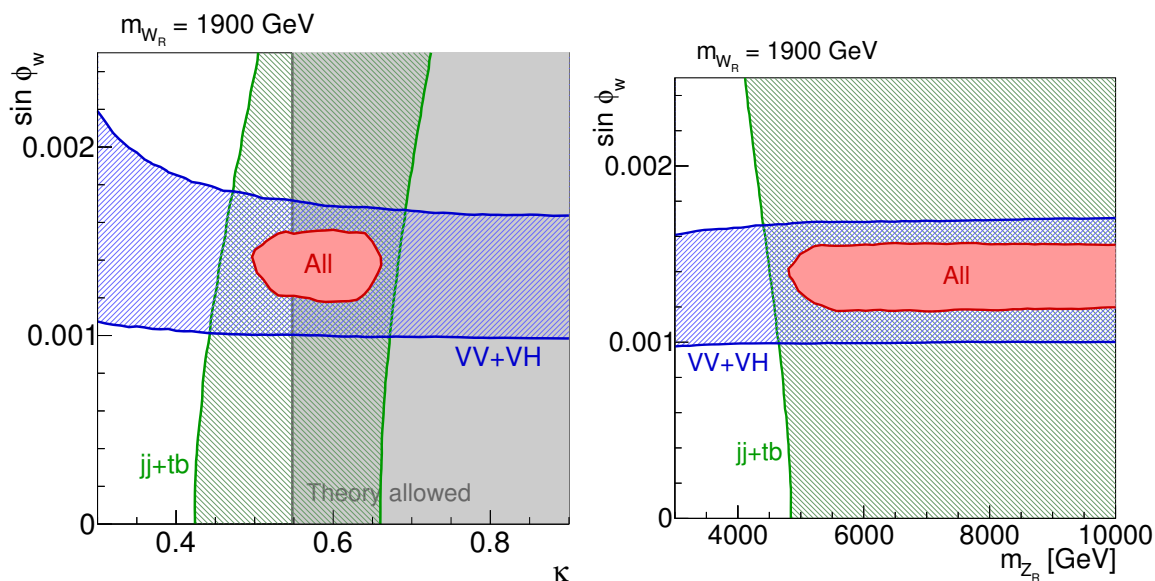


Figure 8. Preferred regions at 68% CL for $m_{W_R} = 1900$ GeV. We separately show the constraints from bosonic (blue, dark hatched) and fermionic (green, light hatched) final states. The ATLAS leptonic tb search is excluded from the fit. Left: parameterisation with the LRM parameters κ and $\sin \phi_W$. The grey shaded region marks the theoretically allowed region of $\kappa > s_W/c_W \simeq 0.55$. Right: parameterisation in terms of m_{Z_R} and $\sin \phi_W$.

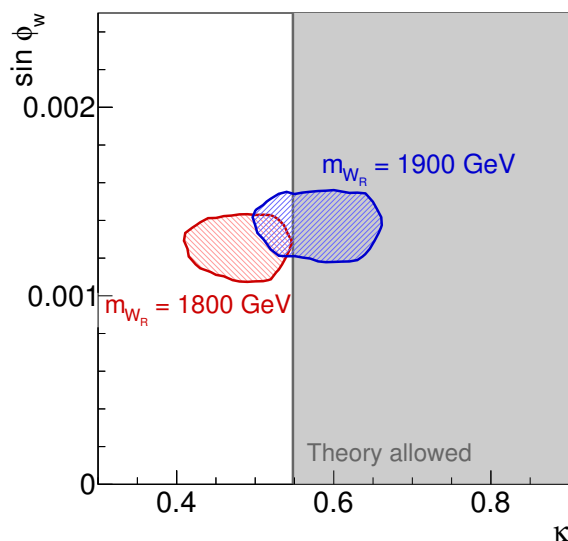


Figure 9. Preferred regions at 68% CL for two different values for the W_R mass. The ATLAS leptonic tb search is excluded from the fit. The grey shaded region marks the theoretically allowed region of $\kappa > s_W/c_W \simeq 0.55$.

At the 13 TeV LHC, the production cross-section for a W_R resonance at 1.9 TeV is over 6 times higher than at 8 TeV. Consequently, if we assume that the background scales roughly in proportion with the signal, a mere 5 fb^{-1} will already probe the model in more detail than the current data set. Indeed, if no signal is observed, the dijet resonance search

can already be expected to exclude our best-fit point at 95% CLs. This would also place the whole model under significant strain since it is the jj cross-section measurement that drives the overall coupling determination in our fit. If we do not see a continued excess here, the model is driven to couplings of unphysically small sizes for this value of the W_R mass.

As Run II accumulates 10 fb^{-1} , a signal should be observed in the $t\bar{b}$ final state otherwise the model assumption of flavour diagonal couplings will start to be under significant tension. On the gauge coupling side, our best fit model point can easily be excluded by both WZ and WH searches with less than 15 fb^{-1} .

A categorical 5σ discovery does require larger data sets. Perhaps surprisingly given that most of the theoretical excitement has revolved around the diboson excesses, in our model we can expect the jj final state to be discovered first. Indeed, using the current search as a baseline, we expect a 5σ discovery to be made with approximately 20 fb^{-1} if the current best-fit point is close to reality. A discovery in the $t\bar{b}$ final state would follow shortly afterwards with 30 fb^{-1} . Again the gauge boson final states require more data with approximately 50 fb^{-1} required for confirmation of the WZ final state, while over 100 fb^{-1} is expected to be required before WH is definitively seen.

More speculative is the discovery potential of the Z_R resonance since our model best fit point lies so close to a critical theory region. As explained in section 3.1, model consistency requires that $\kappa > 0.55$, and depending on the mass assumed for the W_R resonance, the best fit κ may be below this, see figure 5 and 6. The problem is that as we head towards $\kappa \rightarrow 0.55$, the mass of the Z_R rapidly increases to a value far above the LHC collision energy.

Nevertheless, there is still a region of the 1σ preferred fit value that allows for LHC relevant Z_R masses, especially if we assume $m_{W_R} = 1900 \text{ GeV}$, see figure 9. A scenario with $m_{Z_R} \gtrsim 4000 \text{ GeV}$ is entirely possible and in figure 10 we give an estimation of the $Z_R \rightarrow \ell^+\ell^-$ cross section at $\sqrt{s} = 13 \text{ TeV}$ as a function of m_{Z_R} . We find that the relevant region begins already to be probed once the LHC collects 20 fb^{-1} at 13 TeV. With 100 fb^{-1} , the $\sim 95\%$ CLs exclusion region stretches to $\sim 4500 \text{ GeV}$.

4 A connection to dark matter?

An immediate question that arises when hints for new physics are found at the LHC is whether these hints could be connected to the physics of dark matter. In the context of the anomalies discussed in this paper, such a connection is not obvious. We will discuss four different scenarios in the following.

a) W_R -mediated DM interactions with SM partners. If thermally produced DM particles χ^0 are coupled to the SM sector through a W_R resonance, they need a charged partner χ^+ which they can annihilate into. χ^+ could be a SM lepton, in particular the τ , but in this case the DM mass would have to be smaller than m_τ to forbid a fast DM decay via $\chi^0 \rightarrow \tau + (W_R \rightarrow q\bar{q})$ (the coupling of the W_R to quarks is needed to explain the LHC anomalies discussed in the previous sections). In the context of the Left-Right Symmetric Model, χ^0 could for instance be identified with the third generation right-handed neutrino.

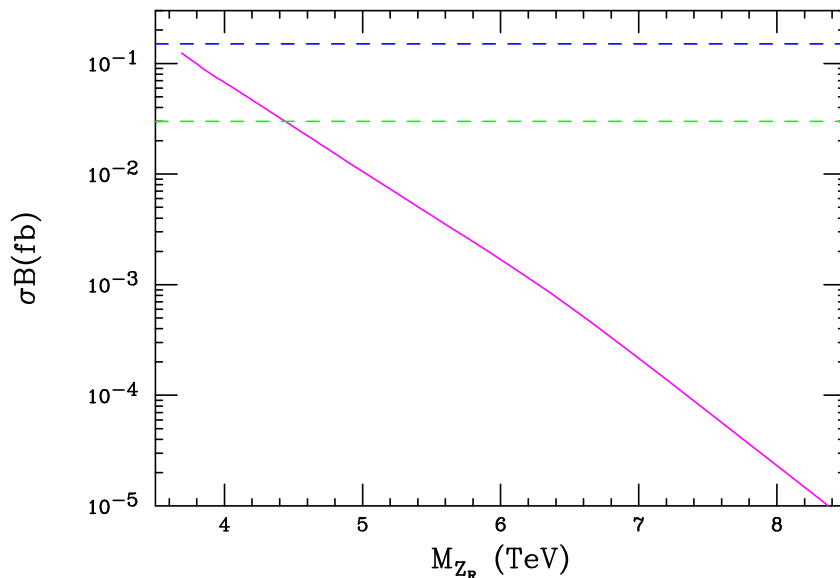


Figure 10. Z_R production cross section times branching ratio into the e^+e^- and $\mu^+\mu^-$ states combined for $\sqrt{s} = 13$ TeV, assuming $m_{W_R} = 1900$ GeV and $0.56 \leq \kappa \leq 0.8$, see eq. (3.5). The dashed lines show the cross sections that predict 3 expected signal events after 20 (blue) and 100 (green) fb^{-1} of data taking. Due to the low backgrounds, these lines indicate $\sim 95\%$ CLs exclusions if no signal is seen.

Then, however, mixing between χ^0 and the other right-handed neutrinos must be forbidden or strongly suppressed to avoid fast decays into electrons and muons. Moreover, the W_R -mediated annihilation cross section, which is of order

$$\langle \sigma v_{\text{rel}} \rangle (\chi^0 \chi^0 \rightarrow \tau^+ \tau^-) \sim \frac{m_\chi^2}{M_{W_R}^4} \sim 10^{-30} \text{ cm}^3/\text{sec}, \quad (4.1)$$

would be far below the generic value for a GeV thermal relic, $\langle \sigma v_{\text{rel}} \rangle \sim 5 \times 10^{-26} \text{ cm}^3/\text{sec}$ [41]. In order to obtain the correct DM abundance in this case, significant entropy would need to be produced in the early Universe after DM freeze-out. While this is certainly possible, it would require a dark sector with a larger particle content and much richer dynamics than envisioned here. Alternatively, RH neutrino DM could be produced via a freeze-in mechanism. A scenario along these lines has been studied in ref. [42].

b) W_R -mediated DM interactions with charged partners beyond the SM. If both the χ^0 and χ^+ are new particles, a thermal freeze-out scenario is possible if the χ^+ is $\lesssim 10\%$ heavier than the χ^0 . Under this assumption, DM decay is forbidden, but freeze-out through χ^0 - χ^+ coannihilation in the early Universe is possible. Regarding the DM phenomenology today, neither direct detection nor indirect searches are expected to yield signals in this coannihilation scenario. At the LHC, however, DM could be detected in anomalous decays of the W_R if $m_{\chi^0} + m_{\chi^+} < m_{W_R}$. The process of interest is $pp \rightarrow W_R \rightarrow \chi^0 + (\chi^\pm \rightarrow \chi^0 qq')$, where the 3-body χ^\pm decay proceeds through an off-shell W_R . Possible search channels for this process are thus jets and missing transverse energy (MET), or the

associated production of a top and bottom quark with MET. Both signatures are plagued by large SM backgrounds, mainly from vector boson + jets production, and it is hard to estimate their discovery potential without running full simulations. In addition, $\chi^+\chi^-$ pair production would lead to final states involving multiple jets and MET, similar to typical signatures of supersymmetric models. Note that in this scenario the branching ratios of the W_R into SM particles would be reduced compared to our assumptions in the previous sections, potentially allowing slightly larger values of κ to be consistent with data.

c) Z - and Z_R -mediated DM interactions. Since W' bosons typically come with neutral Z' -like partners, it is also interesting to consider Z' -mediated DM-SM interactions. We will do this in the context of the LRM discussed in section 3, but our conclusions easily generalize to other models, in particular to scenarios in which the LHC diboson anomaly is interpreted as being directly due to a Z' resonance. The DM candidate could again be one of the standard right-handed neutrinos N_R . In this case, however, we would again face the problem of fast DM decay through the W_R . Therefore, let us consider a scenario where a new fermion multiplet χ with quantum number $(1, 2, -1)$ under $SU(2)_L \times SU(2)_R \times U(1)_{B-L}$ is added to the model. The upper (neutral) component of this doublet is the DM candidate χ^0 , the lower (charged) component χ^- is assumed to be sufficiently heavy for coannihilations to be negligible. Since the multiplet (χ^0, χ^-) has the same quantum numbers as the right-handed leptons, there is the possibility of an undesirable mixing between χ^0 and N_R , which would reintroduce W_R -mediated DM decay. Such mixing can be forbidden by introducing an additional symmetry, for instance a dark sector Z_2 symmetry. Note that such a symmetry does not forbid a Majorana mass term for the χ^0 , unlike for instance a $U(1)$ symmetry. This is crucial, because if χ^0 was a Dirac fermion, its vector couplings to the Z_R and (through gauge boson mixing) the Z would bring it into blatant conflict with direct detection results. For a Majorana DM particle, however, the dominant effect in direct detection experiments is spin-dependent scattering through axial vector interactions, for which limits are much weaker.

Annihilation of the χ^0 in the early Universe proceeds through s -channel Z and Z_R exchange into fermionic final states and into W^+W^- , with the fermionic final state dominating. This implies in particular that for $m_\chi \sim m_Z/2$ or $m_\chi \sim m_{Z_R}/2$ the total annihilation cross section $\langle\sigma v_{\text{rel}}\rangle_{\text{tot}}$ is resonantly enhanced. Close to the Z_R resonance, the annihilation cross section to massless fermions is given by

$$\langle\sigma v_{\text{rel}}\rangle(\chi\chi \rightarrow f\bar{f}) \simeq \frac{n_c v_{\text{rel}}^2}{6\pi} \frac{g_{\chi A}^{\prime 2}(g_{fV}^{\prime 2} + g_{fA}^{\prime 2})m_\chi^2}{(4m_\chi^2 - m_{Z_R}^2)^2 + m_{Z_R}^2 \Gamma_{Z_R}^2}. \quad (4.2)$$

Here g_{fV}' , g_{fA}' and $g_{\chi A}'$ are the vector and axial vector couplings of the final state fermions and the axial vector coupling of the DM particle to the Z_R , respectively. Explicit expressions for them have been given in section 3 [32, 33]. Note that χ^0 does not have vector couplings because it is a Majorana fermion. This the reason for the v_{rel}^2 suppression in eq. (4.2). It can be understood by noting that due to the Pauli exclusion principle, the two incoming DM particles can only be in an s -wave state if their spins are opposite. The final state fermions are, however, produced in a spin-1 state due to the chirality structure

of the gauge boson couplings. Thus, either one of them has to experience a helicity flip (which is only possible for $m_f \neq 0$), or the initial state DM particles have to be in a p -wave state. Note that in the resonance region, the p -wave contribution proportional to v_{rel}^2 is dominant. The reason is that, on resonance, an on-shell, spin-1 Z_R boson is produced, and this requires the DM particles to be in a spin-1 state as well. Outside the resonance region, the p -wave terms dominate in the early Universe, where $\langle v_{\text{rel}}^2 \rangle \sim 0.24$, while today, where $\langle v_{\text{rel}}^2 \rangle \sim 10^{-6}$ in the Milky Way, it is the helicity-suppressed terms that give the main contribution.

This implies that the annihilation cross section today is several orders of magnitude below the thermal relic value, making indirect DM detection in this scenario extremely challenging.

To compute $\langle \sigma v_{\text{rel}} \rangle_{\text{tot}}$, we have used FeynCalc [43] to evaluate the annihilation cross sections for the $f\bar{f}$ and W^+W^- final states. Note that, in doing so, we need not only the coupling constants appearing in the simplified expression eq. (4.2), but also the DM coupling to the SM-like Z boson. It is given by its coupling to the Z_R , multiplied by the Z - Z_R mixing angle $\beta_z(m_Z/m_{Z_R})^2$ as discussed in section 3. The ZW^+W^- coupling is at its SM value, while the $Z_RW^+W^-$ coupling is again suppressed by a factor $\beta_z(m_Z/m_{Z_R})^2$. Note that in evaluating the cross section for $\chi\chi \rightarrow W^+W^-$, we include only the transverse polarization states of the internal and external gauge bosons. Thus we avoid having to include model-dependent diagrams with Higgs boson exchange. Since annihilation to W^+W^- is subdominant by a large margin compared to annihilation to fermions, this approximation will not affect our results.

We plot $\langle \sigma v_{\text{rel}} \rangle_{\text{tot}}$ as a function of the DM mass in figure 11 and compare it with the value required for a thermal relic [41]. Here we assume the conditions at DM freeze-out; in particular, we take $\langle v_{\text{rel}}^2 \rangle \sim 0.24$ for the average relative velocity of the two annihilating DM particles. We find that even at the Z resonance, the helicity and velocity suppression leads to annihilation cross section several orders of magnitude below the required value for the correct relic density. Only if the DM mass is close to $m_{Z_R}/2$ mass, the resonant enhancement is large enough to make the annihilation cross section compatible with the observed relic density. On the other hand, this implies that, if the Z_R boson in this scenario is indeed responsible for the coupling of DM to the SM, the model provides a strong indication for the value of m_χ . Let us remark again that also an annihilation cross section somewhat below the naive thermal relic value may be acceptable if the Universe goes through a phase of extra entropy production after DM freeze-out, thus diluting the DM density.

It is also important to consider the dark matter–nucleon scattering cross section probed by direct detection experiments. Since χ^0 is a Majorana particle with only axial vector couplings, the scattering will be spin-dependent. The cross section is

$$\sigma_{\chi N} = \frac{3m_N^2 m_\chi^2}{\pi(m_N + m_\chi)^2} \left[\sum_{q=u,d,s} \Delta_{Nq} \left(\frac{g_{qA} g_{\chi A}}{M_Z^2} + \frac{g'_{qA} g'_{\chi A}}{M_Z^2} \right) \right]^2, \quad (4.3)$$

where $N = p$ or n for scattering on protons and neutrons, respectively. As before, primed coupling constants denote couplings to the Z_R and unprimed ones indicate couplings to

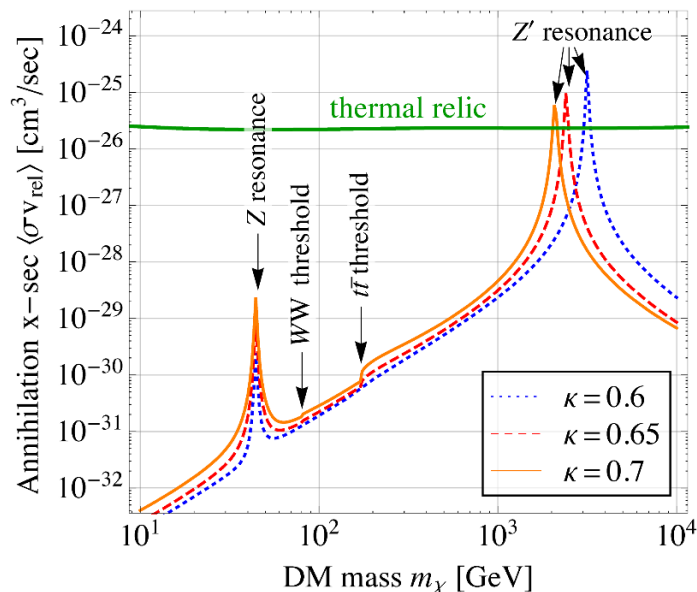


Figure 11. The total DM annihilation cross section $\langle \sigma v_{\text{rel}} \rangle_{\text{tot}}$ as a function of the DM mass for different values of $\kappa = g_R/g_L$. We include fermionic final states as well as annihilation to W^+W^- . Due to the velocity and helicity-suppression of the annihilation cross section, we find that only for $m_\chi \sim m_{Z_R}/2$, the cross section can be large enough to avoid DM overproduction in the simplest thermal freeze-out scenarios.

the Z . The hadronic form factors Δ_{Nq} are taken from ref. [44]. In figure 12 we show the cross section of DM interactions with protons as a function of the DM mass and of κ and compare it to limits from the XENON-100 [45] and PICO-2L [46] experiments. Independent of the DM mass, we find that our scenario predicts a cross section a few orders of magnitude below current exclusion bounds.

We can conclude that this simple scenario gives the correct relic density for DM close to the Z_R mass, while being fully consistent with current limits from direct detection experiments. Unfortunately, it is also not in reach of these experiments in the foreseeable future. We also expect the χ^0 to be too heavy to be within the discovery reach of the LHC.

d) Minimal Left-Right Dark Matter. Another possibility for DM in the LRM is to introduce a pair of chiral fermion multiplets

$$\chi_L \sim (3, 1, 0), \quad \chi_R \sim (1, 3, 0), \quad (4.4)$$

which share a common Majorana mass M due to left-right exchange symmetry and whose neutral member(s) can be identified as DM. This scenario was recently considered in ref. [47]. As was discussed there, such a scenario actually leads to a two-component picture for DM. Prior to electroweak radiative corrections, all members of the χ multiplets are degenerate. An issue that arises for the right-handed component is the *sign* of these corrections, i.e., whether or not they drive the masses of the charged states below that of that of the neutral member for some choice of the parameter ranges, in particular, the value of M . Ref. [47] showed that for $M_{W_R} = 2 \text{ TeV}$ and assuming $\kappa = 1$ one must have

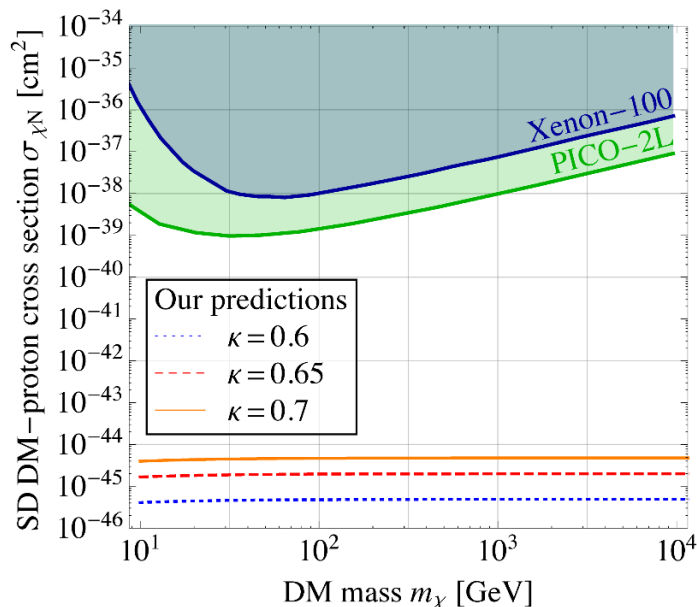


Figure 12. The spin-dependent DM-proton scattering cross section as a function of the DM mass for different values of $\kappa = g_R/g_L$, compared to spin-dependent direct detection limits from the XENON-100 [45] and PICO-2L [46] experiments.

M below ~ 1.8 TeV, otherwise this mass splitting goes negative thus preventing us from identifying the neutral component as (part of) DM. It thus behooves us to determine if this result is robust when we lower the value of κ to our range of interest. Employing the W_R and Z_R couplings given above (as well as the general $Z_R - W_R$ mass relationship), we find that the relevant mass splitting is now given by the expression

$$\frac{\Delta M}{M} = Q^2 \frac{G_F M_W^2}{2\sqrt{2}\pi^2} \left[\kappa^2 f(r_{W_R}) - \frac{\kappa^2 - (1 + \kappa^2)}{1 - x_w} f(r_{Z_R}) - \frac{x_w^2}{1 - x_w} f(r_Z) - x_w f(r_\gamma) \right], \quad (4.5)$$

where $r_i = M_i/M$ and $f(r)$ is given by the integral

$$\int_0^1 dx \, 2(1+x) \log[x^2 + (1-x)r^2], \quad (4.6)$$

which we can evaluate analytically.¹ Figure 13 shows the values we obtain for ΔM vs. M as we vary κ over the relevant range as well as for the case of $\kappa = 1$ for comparison purposes always taking $M_{W_R} = 1.9$ TeV. Here we see that the mass splitting is *always* positive for the range of κ values of interest. We also observe that the magnitude of ΔM decreases as κ value increases. We note that at large masses, as κ increases, the curves begin to bend downward with an ever increasing slope. For the mass range shown here ΔM always remains positive until values of $\kappa \simeq 0.88$ are reached.

¹It is interesting to observe that the mass splitting vanishes in the case when all the mass functions, f , are equal as it does in the case of the SM.

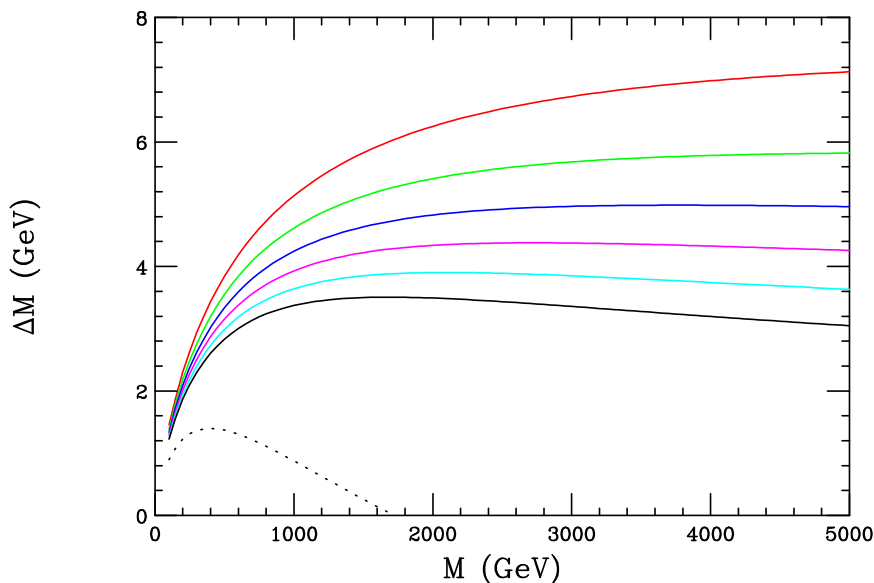


Figure 13. For the minimal left-right DM scenario, we show the radiative mass splitting ΔM between the charged and neutral components of the new multiplets χ_L and χ_R as a function of the tree level Majorana mass M . The different colored curves correspond, from top to bottom, to κ values going from 0.56 to 0.71 in steps of 0.03. We always assume $M_{W_R} = 1.9$ TeV. The result for $\kappa = 1$ is shown as the dotted curve for comparison.

e) DM in supersymmetric Left-Right models. A fifth possibility of introducing dark matter in the framework discussed here is to consider supersymmetric grand unified models based on Left-Right symmetry. In this case, the lightest neutralino is an excellent DM candidate, as has been extensively studied [48, 49]. However, its phenomenology is very similar to that of the lightest neutralino in the minimal supersymmetric standard model (MSSM), with no direct connection to the excesses seen at ATLAS and CMS.

5 Conclusions

In this study we have analyzed the observed resonant excesses that appear in different ATLAS and CMS search channels in the invariant mass region of 1.8–2.0 TeV. The most prominent of these displays a 3.4σ excess in the search for the hadronic decay of a WZ final state, though this peak is also sensitive to other diboson states. Both ATLAS and CMS find excesses in the dijet distributions at approximately the same mass, with a significance around 2.2σ and 1σ . There are further potential signals in CMS searches for semileptonic decays of vector boson pairs as well as for resonances decaying to a HW pair, significant at 1.5σ and 2.2σ . We have investigated potential scenarios that can explain these excesses while being consistent with all constraints from other searches.

In the first part of our analysis, we have performed a model-independent fit of the cross sections corresponding to the observed and expected event numbers in all searches from ATLAS and CMS that are sensitive to these and closely related final states, including the analyses that agree with background expectations. Our fit finds an overall tension

between the SM and the data equivalent to 2.9σ . To explain the excess observed in vector boson pair production and associated Higgs production, a charged resonance is favoured over a neutral resonance. In particular, states decaying into W^+W^- pairs are strongly constrained from semileptonic searches. The best agreement is found for a charged resonance with approximately equal branching ratios into WZ and WH pairs, with fitted signal cross sections around 5 fb in each final state. The excess in the dijet distributions suggest a branching ratio into quarks or gluons that is larger by a factor of at least 10, which is welcome news, as a sizable coupling of the heavy resonance to quarks or gluons is necessary for a sufficiently large production cross section at the LHC. Resonance searches in the tb state do not observe an excess, but the upper limit still allows a decay into this channel of approximately half the size of the dijet branching fraction.

As a next step, we have interpreted these signatures in the context of the Left-Right Symmetric Model based on the extended gauge group $SU(2)_L \times SU(2)_R \times U(1)'$ as the resonance production of a new heavy charged gauge boson, W_R . Fitting this model to the data, we have found that a W_R of 1900 GeV is in good agreement with all analyses, if the right-handed coupling is in the range $0.35 \lesssim g_R \lesssim 0.45$ and the mixing between the W and W_R is of the order $\sin\phi_w \sim 0.0015$. This preferred region can be translated into mass constraints for the associated heavy neutral gauge boson Z_R , for which we find a lower bound of approximately $m_{Z_R} \gtrsim 4$ TeV. For a lighter W_R , the bounds from the fit become stronger, requiring a smaller coupling g_R and a heavier Z_R .

In the upcoming 13 TeV run, the LHC will be able to probe this potential signal with very little data. Already with an integrated luminosity of 5 fb^{-1} , the experiments should be able to exclude the dijet signal of our best-fit scenario, followed by sensitivity in the tb channel shortly thereafter and then in the diboson channels with statistics of roughly 15 fb^{-1} . For a 5σ discovery, we estimate that a luminosity of 20 fb^{-1} is needed in the jj channel, while the tb and especially the WZ and WH states require more statistics. Whether the 13 TeV LHC will be able to produce the Z_R crucially depends on the value of κ (or equivalently m_{Z_R}). The LHC will begin to probe the interesting parameter space for the new neutral gauge boson with integrated luminosities around 20 fb^{-1} , but it is possible that this gauge boson is too heavy to be accessible at the 13 TeV LHC.

In addition, we have analyzed if this model can simultaneously explain dark matter. If the DM annihilates primarily through the W_R , we require two new states, one charged and one neutral (the DM candidate). These would have to be relatively close in mass in order to be able to coannihilate and produce the correct relic density. In the case of a Z_R mediator, we introduce a new fermionic doublet with a neutral component to act as the dark matter. Here we find that a resonant mechanism is required to produce the correct amount of dark matter and thus if this solution is realized in nature, we predict the mass $\sim \frac{1}{2}m_{Z_R}$.

The fact that a number of excesses in different search channels across two experiments can be explained by an existing, simple (and, some might argue, natural) extension of the Standard Model is exciting. After the first months of data taking at the LHC at 13 TeV we will know more. We eagerly await the discovery of symmetry restoration in the upcoming operations of the 13 TeV LHC!

Note. While this study was in the last stages of preparation, several other studies appeared that analyzed similar models [27, 50–53]. In addition, other models have been put forward to explain the various excesses [54–57].

Acknowledgments

We would like to express our gratitude to Tilman Plehn for encouragement to study the experimental excesses in more detail, as well as for collaboration in the early stages of the project. We wish to especially thank Gustaaf Brooijmans, David Morse and Chris Pollard for detailed discussions regarding the experimental results. We would also like to thank Felix Yu for useful discussions. In addition, we are grateful to Benjamin Fuks for providing a FeynRules implementation of the W' model. The authors would also like to thank the organizers of the Les Houches workshop, where part of this work was completed.

J.B., J.K., and J.T. would like to thank the kind support of the German Research Foundation (DFG) as part of the Forschergruppe ‘New Physics at the Large Hadron Collider’ (FOR 2239), J.B. also as part of the Graduiertenkolleg ‘Particle physics beyond the Standard Model’ (GRK 1940). The work of J.H and T.R. was supported by the Department of Energy, Contract DE-AC02-76SF00515. J.K. is supported by the DFG under Grant No. KO 4820/1–1.

A Fit input data

In section 2 we have described a cross-section fit to all ATLAS and CMS analyses sensitive to diboson, VH , dijet and tb final states. This fit is based on a cut-and-count analysis in the mass bins around 1800 GeV. In table 9 we give the input information our fit uses in more detail, including the exact selections and mass bins that were used and the number of observed and expected background events in these analyses. Where available, these numbers are based on the papers, conference notes, supplementary material, and HepData entries published by ATLAS and CMS. Missing pieces of information were roughly estimated based on the available information. In some cases the estimated signal efficiencies and uncertainties were rescaled to give better agreement with the limits published by ATLAS and CMS, but we checked that this modification does not affect the overall fit results significantly.

In analyses involving hadronic decays of gauge bosons, in particular in the ATLAS diboson search [1], W bosons can be reconstructed in the Z selection and vice versa. Based on figure 1 c) in [1] we estimate this spill factor to be

$$\frac{p(W \text{ reconstructed as } Z)}{p(W \text{ reconstructed as } W)} \approx \frac{p(Z \text{ reconstructed as } W)}{p(Z \text{ reconstructed as } Z)} \approx 0.74. \quad (\text{A.1})$$

The WW , WZ and ZZ selections in [1] are not orthogonal. In fact, in the enlarged signal region there are only 2 observed events that are tagged in either of the WW or ZZ selections, but not in the WZ category (see figure 13 of the auxiliary material published with [1]). This is why for the statistical combination of different searches we follow a conservative approach and only include the results from the WZ selection.

Fit input data

| Analysis | Selection | Mass bins [GeV] | Obs. | Bkg. | (unc.) | Eff. | (unc.) |
|---|----------------|-----------------|--------|--------|--------|------|--------|
| ATLAS VV hadronic [1] | WW selection | 1750–2050 | 13 | 8.5 | 1.3 | 0.10 | 0.04 |
| ATLAS VV hadronic [1] | ZZ selection | 1750–2050 | 9 | 3.0 | 0.8 | 0.08 | 0.02 |
| ATLAS VV hadronic [1] | WZ selection | 1750–2050 | 18 | 10.0 | 1.5 | 0.09 | 0.03 |
| CMS VV hadronic [9] | Double tagged | 1780–2030 | 108 | 96.4 | 5.0 | 0.22 | 0.04 |
| ATLAS VV , single lepton [6] | Merged region | 1700–2000 | 8 | 9.1 | 5.2 | 0.27 | 0.01 |
| CMS VV , single lepton [5] | High purity | 1700–2000 | 12 | 12.3 | 5.3 | 0.26 | 0.03 |
| ATLAS VV , double lepton [7] | Merged region | 1680–2060 | 1 | 0.5 | 0.1 | 0.24 | 0.03 |
| CMS VV , double lepton [5] | High purity | 1700–2000 | 7 | 3.5 | 0.4 | 0.41 | 0.06 |
| CMS $VH \rightarrow b\bar{b} + \nu\ell$ [4] | | 1700–2000 | 3 | 0.5 | 0.4 | 0.06 | 0.01 |
| CMS $VH \rightarrow \tau^+\tau^- + \text{hadronic vector}$ [10] | | 1500–2000 | 8 | 8.3 | 3.5 | 0.37 | 0.05 |
| CMS VH , hadronic Higgs [11] | bb selection | 1690–2030 | 28 | 27.1 | 4.1 | 0.16 | 0.03 |
| ATLAS dijet [3] | | 1706–2030 | 38326 | 37998 | 90.0 | 0.16 | 0.02 |
| CMS dijet [2] | | 1678–1945 | 114117 | 113438 | 100.0 | 0.38 | 0.04 |
| ATLAS tb , hadronic t [12] | Double tagged | 1600–2000 | 432 | 410.6 | 28.0 | 0.05 | 0.02 |
| ATLAS tb , leptonic t [13] | | 1600–2000 | 14 | 31.5 | 16.9 | 0.06 | 0.02 |
| CMS tb , leptonic t [14] | | 1500–2000 | 178 | 187 | 20.0 | 0.13 | 0.01 |

Table 9. Input data into our fit. We give the observed and expected background events, the uncertainty on the background events, the product of all relevant acceptance and efficiency factors, as well as the uncertainty on this number.

Open Access. This article is distributed under the terms of the Creative Commons Attribution License ([CC-BY 4.0](https://creativecommons.org/licenses/by/4.0/)), which permits any use, distribution and reproduction in any medium, provided the original author(s) and source are credited.

References

- [1] ATLAS collaboration, *Search for high-mass diboson resonances with boson-tagged jets in proton-proton collisions at $\sqrt{s} = 8$ TeV with the ATLAS detector*, [arXiv:1506.00962](https://arxiv.org/abs/1506.00962) [[INSPIRE](https://inspirehep.net/literature/1370000)].
- [2] CMS collaboration, *Search for resonances and quantum black holes using dijet mass spectra in proton-proton collisions at $\sqrt{s} = 8$ TeV*, *Phys. Rev. D* **91** (2015) 052009 [[arXiv:1501.04198](https://arxiv.org/abs/1501.04198)] [[INSPIRE](https://inspirehep.net/literature/1290000)].
- [3] ATLAS collaboration, *Search for new phenomena in the dijet mass distribution using $p - p$ collision data at $\sqrt{s} = 8$ TeV with the ATLAS detector*, *Phys. Rev. D* **91** (2015) 052007 [[arXiv:1407.1376](https://arxiv.org/abs/1407.1376)] [[INSPIRE](https://inspirehep.net/literature/1270000)].
- [4] CMS Collaboration, *Search for massive WH resonances decaying to $\ell\nu b\bar{b}$ final state in the boosted regime at $\sqrt{s} = 8$ TeV*, [CMS-PAS-EXO-14-010](https://arxiv.org/abs/1401.0101).
- [5] CMS collaboration, *Search for massive resonances decaying into pairs of boosted bosons in semi-leptonic final states at $\sqrt{s} = 8$ TeV*, *JHEP* **08** (2014) 174 [[arXiv:1405.3447](https://arxiv.org/abs/1405.3447)] [[INSPIRE](https://inspirehep.net/literature/1230000)].
- [6] ATLAS collaboration, *Search for production of WW/WZ resonances decaying to a lepton, neutrino and jets in pp collisions at $\sqrt{s} = 8$ TeV with the ATLAS detector*, *Eur. Phys. J. C* **75** (2015) 209 [Erratum *ibid.* **C 75** (2015) 370] [[arXiv:1503.04677](https://arxiv.org/abs/1503.04677)] [[INSPIRE](https://inspirehep.net/literature/1310000)].
- [7] ATLAS collaboration, *Search for resonant diboson production in the $\ell\ell q\bar{q}$ final state in pp collisions at $\sqrt{s} = 8$ TeV with the ATLAS detector*, *Eur. Phys. J. C* **75** (2015) 69 [[arXiv:1409.6190](https://arxiv.org/abs/1409.6190)] [[INSPIRE](https://inspirehep.net/literature/1280000)].

- [8] ATLAS collaboration, *Search for a new resonance decaying to a W or Z boson and a Higgs boson in the $\ell\ell/\ell\nu/\nu\nu + b\bar{b}$ final states with the ATLAS detector*, *Eur. Phys. J. C* **75** (2015) 263 [[arXiv:1503.08089](#)] [[INSPIRE](#)].
- [9] CMS collaboration, *Search for massive resonances in dijet systems containing jets tagged as W or Z boson decays in pp collisions at $\sqrt{s} = 8$ TeV*, *JHEP* **08** (2014) 173 [[arXiv:1405.1994](#)] [[INSPIRE](#)].
- [10] CMS collaboration, *Search for Narrow High-Mass Resonances in Proton-Proton Collisions at $\sqrt{s} = 8$ TeV Decaying to a Z and a Higgs Boson*, *Phys. Lett. B* **748** (2015) 255 [[arXiv:1502.04994](#)] [[INSPIRE](#)].
- [11] CMS collaboration, *Search for A Massive Resonance Decaying into a Higgs Boson and a W or Z Boson in Hadronic Final States in Proton-Proton Collisions at $\sqrt{s} = 8$ TeV*, [arXiv:1506.01443](#) [[INSPIRE](#)].
- [12] ATLAS collaboration, *Search for $W' \rightarrow tb \rightarrow qqbb$ decays in pp collisions at $\sqrt{s} = 8$ TeV with the ATLAS detector*, *Eur. Phys. J. C* **75** (2015) 165 [[arXiv:1408.0886](#)] [[INSPIRE](#)].
- [13] ATLAS collaboration, *Search for $W' \rightarrow t\bar{b}$ in the lepton plus jets final state in proton-proton collisions at a centre-of-mass energy of $\sqrt{s} = 8$ TeV with the ATLAS detector*, *Phys. Lett. B* **743** (2015) 235 [[arXiv:1410.4103](#)] [[INSPIRE](#)].
- [14] CMS collaboration, *Search for $W' \rightarrow tb$ decays in the lepton + jets final state in pp collisions at $\sqrt{s} = 8$ TeV*, *JHEP* **05** (2014) 108 [[arXiv:1402.2176](#)] [[INSPIRE](#)].
- [15] J.C. Pati and A. Salam, *Lepton Number as the Fourth Color*, *Phys. Rev. D* **10** (1974) 275 [*Erratum ibid.* **D 11** (1975) 703] [[INSPIRE](#)].
- [16] R.N. Mohapatra and J.C. Pati, *Left-Right Gauge Symmetry and an Isoconjugate Model of CP-violation*, *Phys. Rev. D* **11** (1975) 566 [[INSPIRE](#)].
- [17] R.N. Mohapatra and J.C. Pati, *A Natural Left-Right Symmetry*, *Phys. Rev. D* **11** (1975) 2558 [[INSPIRE](#)].
- [18] G. Senjanović and R.N. Mohapatra, *Exact Left-Right Symmetry and Spontaneous Violation of Parity*, *Phys. Rev. D* **12** (1975) 1502 [[INSPIRE](#)].
- [19] R.N. Mohapatra, *Unification and Supersymmetry*, Springer, (1986).
- [20] P. Langacker, *Grand Unified Theories and Proton Decay*, *Phys. Rept.* **72** (1981) 185 [[INSPIRE](#)].
- [21] J.L. Hewett and T.G. Rizzo, *Low-Energy Phenomenology of Superstring Inspired E_6 Models*, *Phys. Rept.* **183** (1989) 193 [[INSPIRE](#)].
- [22] A.L. Read, *Presentation of search results: The $CL(s)$ technique*, *J. Phys. G* **28** (2002) 2693 [[INSPIRE](#)].
- [23] CMS collaboration, *Search for heavy neutrinos and W bosons with right-handed couplings in proton-proton collisions at $\sqrt{s} = 8$ TeV*, *Eur. Phys. J. C* **74** (2014) 3149 [[arXiv:1407.3683](#)] [[INSPIRE](#)].
- [24] F.F. Deppisch, T.E. Gonzalo, S. Patra, N. Sahu and U. Sarkar, *Signal of Right-Handed Charged Gauge Bosons at the LHC?*, *Phys. Rev. D* **90** (2014) 053014 [[arXiv:1407.5384](#)] [[INSPIRE](#)].
- [25] F.F. Deppisch, T.E. Gonzalo, S. Patra, N. Sahu and U. Sarkar, *Double beta decay, lepton flavor violation and collider signatures of left-right symmetric models with spontaneous D-parity breaking*, *Phys. Rev. D* **91** (2015) 015018 [[arXiv:1410.6427](#)] [[INSPIRE](#)].

- [26] M. Heikinheimo, M. Raidal and C. Spethmann, *Testing Right-Handed Currents at the LHC*, *Eur. Phys. J. C* **74** (2014) 3107 [[arXiv:1407.6908](#)] [[INSPIRE](#)].
- [27] B.A. Dobrescu and Z. Liu, *A W' Boson near 2 TeV: Predictions for Run 2 of the LHC*, [arXiv:1506.06736](#) [[INSPIRE](#)].
- [28] J. Gluza and T. Jeliński, *Heavy neutrinos and the $pp \rightarrow lljj$ CMS data*, *Phys. Lett. B* **748** (2015) 125 [[arXiv:1504.05568](#)] [[INSPIRE](#)].
- [29] T. Inami and C.S. Lim, *Effects of Superheavy Quarks and Leptons in Low-Energy Weak Processes $K_L \rightarrow \mu\bar{\mu}$, $K^+ \rightarrow \pi^+\nu\bar{\nu}$ and $K^0 \rightarrow \bar{K}^0$* , *Prog. Theor. Phys.* **65** (1981) 297 [*Erratum ibid.* **65** (1981) 1772] [[INSPIRE](#)].
- [30] MEG collaboration, J. Adam et al., *New constraint on the existence of the $\mu^+ \rightarrow e^+\gamma$ decay*, *Phys. Rev. Lett.* **110** (2013) 201801 [[arXiv:1303.0754](#)] [[INSPIRE](#)].
- [31] G.C. Branco, P.M. Ferreira, L. Lavoura, M.N. Rebelo, M. Sher and J.P. Silva, *Theory and phenomenology of two-Higgs-doublet models*, *Phys. Rept.* **516** (2012) 1 [[arXiv:1106.0034](#)] [[INSPIRE](#)].
- [32] T.G. Rizzo and G. Senjanović, *Grand Unification and Parity Restoration at Low-Energies. 1. Phenomenology*, *Phys. Rev. D* **24** (1981) 704 [*Erratum ibid.* **D 25** (1982) 1447] [[INSPIRE](#)].
- [33] T.G. Rizzo and G. Senjanović, *Can There Be Low Intermediate Mass Scales in Grand Unified Theories?*, *Phys. Rev. Lett.* **46** (1981) 1315 [[INSPIRE](#)].
- [34] N.G. Deshpande, J.A. Grifols and A. Mendez, *Signatures of Right-handed Gauge Bosons Through Their Decays Into W and Z Bosons in High-energy pp Collisions*, *Phys. Lett. B* **208** (1988) 141 [*Erratum ibid.* **B 214** (1988) 661] [[INSPIRE](#)].
- [35] B.A. Dobrescu and Z. Liu, *Heavy Higgs bosons and the 2 TeV W' boson*, [arXiv:1507.01923](#) [[INSPIRE](#)].
- [36] L.A. Harland-Lang, A.D. Martin, P. Motylinski and R.S. Thorne, *Parton distributions in the LHC era: MMHT 2014 PDFs*, *Eur. Phys. J. C* **75** (2015) 204 [[arXiv:1412.3989](#)] [[INSPIRE](#)].
- [37] K. Melnikov and F. Petriello, *Electroweak gauge boson production at hadron colliders through $O(\alpha_s^2)$* , *Phys. Rev. D* **74** (2006) 114017 [[hep-ph/0609070](#)] [[INSPIRE](#)].
- [38] ATLAS collaboration, *Search for high-mass dilepton resonances in pp collisions at $\sqrt{s} = 8$ TeV with the ATLAS detector*, *Phys. Rev. D* **90** (2014) 052005 [[arXiv:1405.4123](#)] [[INSPIRE](#)].
- [39] CMS collaboration, *Search for physics beyond the standard model in dilepton mass spectra in proton-proton collisions at $\sqrt{s} = 8$ TeV*, *JHEP* **04** (2015) 025 [[arXiv:1412.6302](#)] [[INSPIRE](#)].
- [40] S. Patra, F.S. Queiroz and W. Rodejohann, *Stringent Dilepton Bounds on Left-Right Models using LHC data*, [arXiv:1506.03456](#) [[INSPIRE](#)].
- [41] G. Steigman, B. Dasgupta and J.F. Beacom, *Precise Relic WIMP Abundance and its Impact on Searches for Dark Matter Annihilation*, *Phys. Rev. D* **86** (2012) 023506 [[arXiv:1204.3622](#)] [[INSPIRE](#)].
- [42] J.M. Frere, F.S. Ling, L. Lopez Honorez, E. Nezri, Q. Swillens and G. Vertongen, *MeV right-handed neutrinos and dark matter*, *Phys. Rev. D* **75** (2007) 085017 [[hep-ph/0610240](#)] [[INSPIRE](#)].
- [43] R. Mertig, M. Böhm and A. Denner, *FEYN CALC: Computer algebraic calculation of Feynman amplitudes*, *Comput. Phys. Commun.* **64** (1991) 345 [[INSPIRE](#)].

- [44] G. Bélanger, F. Boudjema, A. Pukhov and A. Semenov, *Dark matter direct detection rate in a generic model with MicrOMEGAs 2.2*, *Comput. Phys. Commun.* **180** (2009) 747 [[arXiv:0803.2360](#)] [[INSPIRE](#)].
- [45] XENON100 collaboration, E. Aprile et al., *Dark Matter Results from 225 Live Days of XENON100 Data*, *Phys. Rev. Lett.* **109** (2012) 181301 [[arXiv:1207.5988](#)] [[INSPIRE](#)].
- [46] PICO collaboration, C. Amole et al., *Dark Matter Search Results from the PICO-2L C_3F_8 Bubble Chamber*, *Phys. Rev. Lett.* **114** (2015) 231302 [[arXiv:1503.00008](#)] [[INSPIRE](#)].
- [47] J. Heeck and S. Patra, *Minimal Left-Right Symmetric Dark Matter*, *Phys. Rev. Lett.* **115** (2015) 121804 [[arXiv:1507.01584](#)] [[INSPIRE](#)].
- [48] S. Bhattacharya, E. Ma and D. Wegman, *Supersymmetric left-right model with radiative neutrino mass and multipartite dark matter*, *Eur. Phys. J. C* **74** (2014) 2902 [[arXiv:1308.4177](#)] [[INSPIRE](#)].
- [49] J.N. Esteves, J.C. Romao, M. Hirsch, W. Porod, F. Staub and A. Vicente, *Dark matter and LHC phenomenology in a left-right supersymmetric model*, *JHEP* **01** (2012) 095 [[arXiv:1109.6478](#)] [[INSPIRE](#)].
- [50] Y. Gao, T. Ghosh, K. Sinha and J.-H. Yu, *SU(2) \times SU(2) \times U(1) interpretations of the diboson and Wh excesses*, *Phys. Rev. D* **92** (2015) 055030 [[arXiv:1506.07511](#)] [[INSPIRE](#)].
- [51] K. Cheung, W.-Y. Keung, P.-Y. Tseng and T.-C. Yuan, *Interpretations of the ATLAS Diboson Anomaly*, [arXiv:1506.06064](#) [[INSPIRE](#)].
- [52] J.A. Aguilar-Saavedra, *Triboson interpretations of the ATLAS diboson excess*, [arXiv:1506.06739](#) [[INSPIRE](#)].
- [53] J. Hisano, N. Nagata and Y. Omura, *Interpretations of the ATLAS Diboson Resonances*, *Phys. Rev. D* **92** (2015) 055001 [[arXiv:1506.03931](#)] [[INSPIRE](#)].
- [54] H.S. Fukano, M. Kurachi, S. Matsuzaki, K. Terashi and K. Yamawaki, *2 TeV Walking Technirho at LHC?*, *Phys. Lett. B* **750** (2015) 259 [[arXiv:1506.03751](#)] [[INSPIRE](#)].
- [55] D.B. Franzosi, M.T. Frandsen and F. Sannino, *Diboson Signals via Fermi Scale Spin-One States*, [arXiv:1506.04392](#) [[INSPIRE](#)].
- [56] S.-S. Xue, *Vector-like W^\pm -boson coupling at TeV and fermion-mass hierarchy (two boson-tagged jets vs four quark jets)*, [arXiv:1506.05994](#) [[INSPIRE](#)].
- [57] A. Thamm, R. Torre and A. Wulzer, *A composite Heavy Vector Triplet in the ATLAS di-boson excess*, [arXiv:1506.08688](#) [[INSPIRE](#)].