

On the evolution of jet energy and opening angle in strongly coupled plasma

Paul M. Chesler^a and Krishna Rajagopal^b

^a*Department of Physics, Harvard University,
Cambridge MA 02138, U.S.A.*

^b*Center for Theoretical Physics, MIT,
Cambridge MA 02139, U.S.A.*

E-mail: pchesler@physics.harvard.edu, krishna@mit.edu

ABSTRACT: We calculate how the energy and the opening angle of jets in $\mathcal{N} = 4$ SYM theory evolve as they propagate through the strongly coupled plasma of that theory. We define the rate of energy loss dE_{jet}/dx and the jet opening angle in a straightforward fashion directly in the gauge theory before calculating both holographically, in the dual gravitational description. In this way, we rederive the previously known result for dE_{jet}/dx without the need to introduce a finite slab of plasma. We obtain a striking relationship between the initial opening angle of the jet, which is to say the opening angle that it would have had if it had found itself in vacuum instead of in plasma, and the thermalization distance of the jet. Via this relationship, we show that $\mathcal{N} = 4$ SYM jets with any initial energy that have the same initial opening angle and the same trajectory through the plasma experience the same fractional energy loss. We also provide an expansion that describes how the opening angle of the $\mathcal{N} = 4$ SYM jets increases slowly as they lose energy, over the fraction of their lifetime when their fractional energy loss is not yet large. We close by looking ahead toward potential qualitative lessons from our results for QCD jets produced in heavy collisions and propagating through quark-gluon plasma.

KEYWORDS: Gauge-gravity correspondence, Holography and quark-gluon plasmas

ARXIV EPRINT: [1511.07567](https://arxiv.org/abs/1511.07567)

Contents

1	Introduction and summary of results	1
2	Defining the opening angle and energy loss rate in the field theory	7
3	Gravitational calculation	11
3.1	String dynamics	13
3.2	The evolution of the jet envelope and opening angle	18
3.3	Rate of energy loss	27
4	Qualitative lessons for jets in heavy ion collisions	31
A	The jet mass	36

1 Introduction and summary of results

Consider a light quark jet moving through an infinite volume of static strongly coupled plasma with temperature T . Broadly speaking, the jet consists of an energetic spray of excitations localized within a narrow cone of opening angle θ_{jet} about the axis of propagation of the jet. As the jet propagates through the plasma, energy and momentum leave the jet and excite hydrodynamic modes in the plasma. The excited hydrodynamic modes then transport the lost energy and momentum away from the jet. Interesting questions to consider include: what is the rate at which the jet loses energy to the plasma? How does θ_{jet} change as the jet propagates? How far can the jet travel before it thermalizes? How do the rate of energy loss and the thermalization distance x_{therm} depend on initial conditions, including in particular the initial energy of the jet and the initial value of θ_{jet} ?

Holographic duality [1–3] relates the dynamics of the strongly coupled plasma in certain large N_c gauge theories to the dynamics of classical black holes in one higher dimension. The simplest theory with a dual gravitational description is 3+1-dimensional $\mathcal{N} = 4$ supersymmetric Yang-Mills theory (SYM), whose dual description is that of gravity in an asymptotically AdS₅ spacetime. Thanks to this dual classical gravity description, the properties of $\mathcal{N} = 4$ SYM plasma are under much better theoretical control than is the case for QCD plasma. This has motivated much interest in using $\mathcal{N} = 4$ SYM plasma as a toy model for the formation, properties, and dynamics of real quark-gluon plasma and the dynamics of probes therein. (For reviews, see for example refs. [4–8].)

Models for jet quenching in the strongly coupled plasma of $\mathcal{N} = 4$ SYM theory have been studied extensively. (See, for example, refs. [9–33].) On first hearing this sounds surprising since, unlike in QCD, in $\mathcal{N} = 4$ SYM theory hard processes with large momentum transfer do not produce jets [34, 35]. Nevertheless, one can construct states in $\mathcal{N} = 4$

SYM theory which have highly energetic and localized excitations — which we shall call “jets” — which propagate arbitrarily far through plasma before thermalizing. Indeed, over the past decade, different authors [9, 10, 12, 17, 19–23, 25–28, 30, 36] have introduced different ways of constructing states in $\mathcal{N} = 4$ SYM theory with “jets.” However, thus far most authors have defined physical quantities, such as the “jet” energy loss rate, via gravitational quantities instead of directly in terms of field theoretic variables. Together with the differing models for “jets,” this has led to different authors predicting qualitatively different energy loss rates [24]. Our strategy is to work the other way around. We use the gravitational description to compute the expectation value of the $\mathcal{N} = 4$ SYM stress tensor, $\langle T^{\mu\nu} \rangle$, and extract physical quantities, including the rate of energy loss and the evolution of the opening angle, directly from $\langle T^{\mu\nu} \rangle$.

In this paper, we shall study the “jets” introduced in refs. [19, 36] and analyzed further in ref. [30] which consist of massless quark jets represented in the dual gravitational description as arcs of rapidly moving, falling, open strings. We consider the propagation of these “jets” in an infinite volume of strongly coupled plasma, dispensing with the finite slab of plasma introduced as a device in ref. [30]. There are (at least) two ways to use results about how “jets” lose energy to gain insights into jet quenching in QCD. One option is to take the form for the “jet” energy loss rate and apply it parton-by-parton to every parton in a QCD jet, letting QCD describe the production of a hard parton and its subsequent fragmentation into a shower, and using the $\mathcal{N} = 4$ SYM “jet” energy loss rate to describe how each parton in the shower loses energy. This yields the hybrid model for jet quenching introduced in refs. [31, 33]. These authors have shown that this approach provides a good representation of much existing jet data, and have used it to make predictions for many experimental measurements soon to come. The second possible path toward insights about jet quenching in QCD is more radical: one can think of the “jets” that we analyze literally as proxies for QCD jets, and look for insights from our calculation into how jets change in shape, as well as lose energy, as they propagate through strongly coupled plasma. We shall take some steps in this second direction in section 4. For this reason, and for simplicity, we shall henceforth refer to our “jets” just as jets.

We focus on jets that have vanishingly small size at the moment when they are produced. In the dual gravitational description, this requires considering strings that are created at a point asymptotically close to the AdS boundary. The jets we study initially expand linearly in time as they propagate, meaning that initially they expand with a constant opening angle θ_{jet} . If the jets were in fact in vacuum, θ_{jet} would remain constant at its initial value $\theta_{\text{jet}}^{\text{init}}$. For the jets we consider, though, as they propagate their opening angle θ_{jet} increases as they lose energy and excite hydrodynamic modes of the plasma. If the volume of plasma in which they are propagating is large enough, eventually after traveling a distance x_{therm} they have lost all of their initial energy and they thermalize. We shall see that $x_{\text{therm}}T$ is determined by $\theta_{\text{jet}}^{\text{init}}$. In any consideration of high energy jets produced in heavy ion collisions, the plasma will end before the jet thermalizes, meaning that jets emerge from it rather than thermalizing in it. We shall see, though, that the thermalization distance x_{therm} plays a central role throughout our calculations, including in the expressions we obtain that describe how the energy and opening angle of jets that travel only a fraction of x_{therm} evolve.

In order to crisply separate the jet from the plasma and thereby systematically define the properties of the jet, including its rate of energy loss and its opening angle, it is useful to focus on states where there is a large separation of scales. Indeed, as $1/T$ is the characteristic microscopic scale in strongly coupled plasma, it makes no sense to attempt to define instantaneous properties of a jet with any spatial or temporal fidelity smaller than $1/T$! With this in mind, we study jets whose $x_{\text{therm}} \ggg 1/T$ and focus on physics in the region

$$x \gg \frac{1}{T}, \quad x_{\text{therm}} - x \gg \frac{1}{T}, \quad (1.1)$$

which we shall refer to as the “steady-state region” (SSR). Jets whose $x_{\text{therm}} \ggg 1/T$ have high initial energy $E_{\text{init}} \ggg T\sqrt{\lambda}$ where λ is the (large) ’t Hooft coupling of the strongly coupled gauge theory [17, 19]. The SSR becomes arbitrarily close to 100% of the jet’s trajectory as $x_{\text{therm}}T \rightarrow \infty$, since the SSR includes any x such that x/x_{therm} tends to a constant between 0 and 1 in this limit. In the SSR, as the jet moves over distances ℓ with $1/T \ll \ell \ll x_{\text{therm}}$, the evolution of the jet is steady-state, with deviations from steady-state behavior suppressed by powers of ℓ/x_{therm} . This allows for simple definitions of both the instantaneous rate of energy loss $dE_{\text{jet}}(x)/dx$ and the instantaneous opening angle $\theta_{\text{jet}}(x)$ in terms of $\langle T^{\mu\nu} \rangle$, definitions which we give below in section 2. As we shall see below, as $x \rightarrow x_{\text{therm}}$ and the jet exits the SSR, the energy loss rate and opening angle grow rapidly, the separation between the jet and plasma becomes less and less distinct, and the jet’s instantaneous energy loss rate and opening angle become less and less crisply defined.

We now summarize our principal results.

We find that jets with thermalization distance $x_{\text{therm}} \ggg 1/T$ have initial opening angles

$$\theta_{\text{jet}}^{\text{init}} = \kappa \left(\frac{E_{\text{init}}}{E_0} \right)^{-2/3}, \quad (1.2)$$

where E_{init} is the initial jet energy, E_0 is an energy scale that depends on how the jet is prepared, and κ is an $\mathcal{O}(1)$ pure number. We shall discuss each of these three quantities in turn.

The initial jet energy E_{init} in (1.2) is the energy when the jet enters the SSR. It does not make sense to define the jet energy until some time $\gtrsim 1/T$ after its creation, as at its creation gluon fields around its creation event are created and we need to wait for the jet to separate from gluon fields that are not part of the jet before defining the energy of the jet. This is equally true in vacuum or in plasma, and it is somewhat analogous to what is described by soft functions in jet production calculations in QCD. In the strongly coupled plasma, the gluonic energy that is not co-moving with the jet thermalizes within a time of order $1/T$, after which the initial jet energy E_{init} can be crisply defined. The constant E_0 is a temperature-independent energy scale proportional to $\sqrt{\lambda}$ with a temperature-dependent minimum value proportional to $T\sqrt{\lambda}$, meaning that E_0 must be large compared to T . E_0 is small compared to E_{init} so $\theta_{\text{jet}}^{\text{init}} \ll 1$. The value of E_0 depends on details of how the state is prepared. The constant κ appearing in (1.2) depends on the precise definition of the jet opening angle, but once this is defined, κ is the same for every jet. We shall define

θ_{jet} precisely in section 2, but it is in essence the half-width-at-half-maximum of the jet, meaning that the flux of energy an angle θ_{jet} away from the jet axis is half as large as the flux along the jet axis. With our definition of θ_{jet} , we find $\kappa \approx 0.204157$. (If, for example, we had instead defined θ_{jet} as the angle at which the energy flux is 10% of its maximum value on the jet axis, κ would be larger by a factor of 2.23507 and the angular size each of our jets, defined in this alternate fashion, would be larger by this factor than is the case with the definition we have chosen.)

Likewise, the thermalization distance reads [17, 19]

$$x_{\text{therm}} = \frac{1}{T} \left(\frac{E_{\text{init}}}{E_0} \right)^{1/3}, \tag{1.3}$$

for the same E_0 . Therefore, among the jets with some given initial energy E_{init} , the jets that have the maximum possible the thermalization distance (i.e. have the minimum possible value of E_0) have a minimal but nonzero opening angle. To make contact with notation introduced in previous literature, we can introduce the dimensionless constant \mathcal{C} via $E_0 = T\sqrt{\lambda}/\mathcal{C}^3$, so that eq. (1.3) takes the form $x_{\text{therm}} = \frac{\mathcal{C}}{T} \left(\frac{E_{\text{jet}}}{T\sqrt{\lambda}} \right)^{1/3}$. The maximum value of \mathcal{C} , corresponding to the minimum value of E_0 , has been estimated to be around 0.5 to 1 for light quark jets [19, 27]. (The minimum value of E_0 for gluon jets is larger by a factor of 2, meaning that \mathcal{C} for gluon jets is smaller by a factor of $2^{1/3}$ [17].) We see from (1.2) that the fact that E_0 has a minimum value means that, for a given E_{init} , the initial opening angle $\theta_{\text{jet}}^{\text{init}}$ has a nonzero minimum value. Equivalently, it means that the range of possible values of E_{init} for jets with a given $\theta_{\text{jet}}^{\text{init}}$ has a nonzero minimum value.

Using (1.2), E_0 can be eliminated from (1.3) to yield

$$x_{\text{therm}} = \frac{1}{T} \sqrt{\frac{\kappa}{\theta_{\text{jet}}^{\text{init}}}}. \tag{1.4}$$

We therefore see that the thermalization distance is entirely determined by the initial opening angle of the jet and the temperature of the plasma; it is independent of the details of how the jet is prepared that are encoded in E_0 .¹ This is a remarkable result, as it says that all jets with a given initial opening angle $\theta_{\text{jet}}^{\text{init}}$, with any value of the initial energy above the minimum possible, have the same thermalization distance.

We find that in the SSR the jet’s instantaneous opening angle increases steadily as the jet propagates through the strongly coupled plasma and is well-approximated by

$$\frac{\theta_{\text{jet}}(x)}{\theta_{\text{jet}}^{\text{init}}} \approx \sqrt{1 + \left[F^{-1} \left(\frac{x}{x_{\text{therm}}} \right) \right]^4}, \tag{1.5}$$

¹This independence of the thermalization distance on extraneous details is obtained for jets that have zero size when they are produced and that initially behave as if they were produced in vacuum. We are considering only such jets. They expand with an opening angle that is initially $\theta_{\text{jet}}^{\text{init}} \neq 0$, as in vacuum, and subsequently increases due to the presence of the plasma, as we shall see below. If, as in refs. [27, 28], one instead considers jets produced with a nonzero initial size, the relation (1.4) need not be valid. For example, it is possible (although doing so takes a long time $\gg 1/T$ in the past, arranging the shape of the trailing string) to prepare ‘initial’ states with nonzero size that have $\theta_{\text{init}} = 0$ but have a finite x_{therm} [27, 28].

with F^{-1} the inverse of

$$F(\hat{u}) \equiv 1 - \frac{4\sqrt{\pi}}{\Gamma(\frac{1}{4})^2} \frac{{}_2F_1\left(\frac{1}{4}, \frac{1}{2}, \frac{5}{4}, -\frac{1}{\hat{u}^4}\right)}{\hat{u}}, \quad (1.6)$$

with ${}_2F_1$ the Gauss Hypergeometric function. The approximation (1.5) describes the full result obtained in section 3.2 to within 1.5%. In the left panel of figure 1, we plot the approximation (1.5) for $\theta_{\text{jet}}/\theta_{\text{jet}}^{\text{init}}$. We see from figure 1 that the opening angle increases only very slowly until $x/x_{\text{therm}} \sim 0.5$. Indeed, at small x/x_{therm} we can expand eq. (1.5), obtaining

$$\frac{\theta_{\text{jet}}}{\theta_{\text{jet}}^{\text{init}}} \approx 1 + 2 \left(\frac{x}{a x_{\text{therm}}}\right)^4 + \frac{6}{5} \left(\frac{x}{a x_{\text{therm}}}\right)^8 + \frac{44}{75} \left(\frac{x}{a x_{\text{therm}}}\right)^{12} + \dots, \quad (1.7)$$

with the constant

$$a \equiv \frac{4\sqrt{2\pi}}{\Gamma(\frac{1}{4})^2} \approx 0.763. \quad (1.8)$$

In any consideration of jets in heavy ion collisions which travel through a length of plasma that is much less than x_{therm} , the expansion (1.7) is the form of our result for the evolution of the jet opening angle that is of interest. We can, however, use the approximation (1.5) at larger values of x . It is easy to see from (1.5) that as $x \rightarrow x_{\text{therm}}$ the opening angle grows like

$$\theta_{\text{jet}} \sim \frac{\theta_{\text{jet}}^{\text{init}}}{\left[1 - \frac{x}{x_{\text{therm}}}\right]^2}. \quad (1.9)$$

From this expression and (1.4), we see that as x increases to $x_{\text{therm}} - x \sim 1/T$ — where the jet exits the SSR — the opening angle of the jet increases rapidly to $\theta_{\text{jet}} = \mathcal{O}(1)$. At this point neither our result (1.5), plotted in the left panel of figure 1, nor the expression (1.9) are valid any longer. In fact, once $x_{\text{therm}} - x \sim 1/T$ the jet is itself no longer sharply defined.

We also calculate the instantaneous rate of energy loss for the jet while it is in the SSR and find

$$\frac{1}{E_{\text{init}}} \frac{dE_{\text{jet}}}{dx} = - \frac{4x^2}{\pi x_{\text{therm}}^2 \sqrt{x_{\text{therm}}^2 - x^2}}. \quad (1.10)$$

This expression is identical to that obtained in our previous work [30]. From eqs. (1.4) and (1.10) we therefore see that the energy loss rate is, up to normalization, entirely fixed by the opening angle of the jet and the plasma temperature. In particular, the *fractional* energy loss $\Delta E_{\text{jet}}/E_{\text{init}}$ suffered by a jet propagating for a distance x , obtained by integrating (1.10), is entirely determined by x , T and $\theta_{\text{jet}}^{\text{init}}$ in the single combination x/x_{therm} and doesn't depend on E_{init} at all. All jets with a given initial opening angle $\theta_{\text{jet}}^{\text{init}}$, with any value of the initial energy above the minimum possible, suffer the same fractional energy loss if they traverse the same length of plasma. In this sense, jet energy loss is controlled by the initial opening angle of the jet and the trajectory of the jet through the plasma, not by the initial energy of the jet.

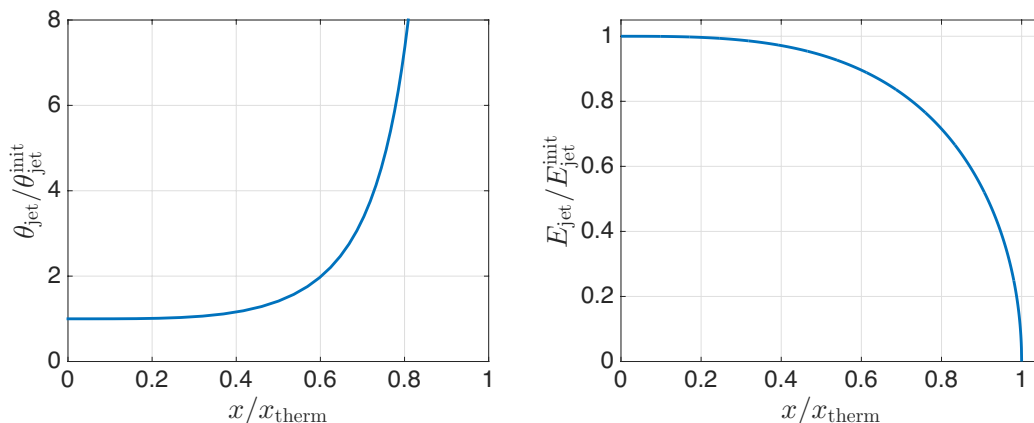


Figure 1. Left: the opening angle of the jet, θ_{jet} , normalized by its initial value as a function of x/x_{therm} , as given in eq. (1.5). The opening angle increases slowly until $x/x_{\text{therm}} \sim 0.5$. As x increases further, θ_{jet} increases like $\theta_{\text{jet}} \sim \frac{\theta_{\text{jet}}^{\text{init}}}{[1-x/x_{\text{therm}}]^2}$. As $x \rightarrow x_{\text{therm}}$ the jet exits the SSR, the instantaneous opening angle becomes ill-defined, and the jet thermalizes. When $x_{\text{therm}} - x \sim 1/T$, the jet opening angle has grown to $\theta_{\text{jet}} = \mathcal{O}(1)$, meaning that the jet thermalizes when its opening angle becomes of order 1. Our results are only valid in the SSR: our calculations break down where $x_{\text{therm}} - x \lesssim 1/T$. This means that θ_{jet} is only described by the rapidly rising curve in the figure until it reaches $\mathcal{O}(1)$. If its initial value $\theta_{\text{jet}}^{\text{init}}$ is very small, this happens when x/x_{therm} is close to 1. Right: the jet energy E_{jet} , normalized by its initial value, as a function of x/x_{therm} , as given by integrating eq. (1.10). The jet loses energy slowly until $x/x_{\text{therm}} \sim 0.5$. The jet energy has decreased by 30% at $x/x_{\text{therm}} = 0.8$ and by 83% at $x/x_{\text{therm}} = 0.99$.

In the right panel of figure 1 we plot $E_{\text{jet}}(x)/E_{\text{jet}}^{\text{init}}$. Mirroring the behavior of θ_{jet} above, the jet energy decreases only slowly until $x/x_{\text{therm}} \sim 0.5$. Indeed initially, $\frac{dE_{\text{jet}}}{dx} \sim x^2$ meaning that very little energy is lost. In this regime we can expand and integrate (1.10), obtaining

$$\frac{\Delta E}{E_{\text{init}}} = 1 - \frac{4}{3\pi} \left(\frac{x}{x_{\text{therm}}}\right)^3 - \frac{2}{5\pi} \left(\frac{x}{x_{\text{therm}}}\right)^5 - \frac{3}{14\pi} \left(\frac{x}{x_{\text{therm}}}\right)^7 - \dots \quad (1.11)$$

This expansion, to the order shown, deviates from the full result for ΔE obtained by integrating (1.10) by 0.2% at $x/x_{\text{therm}} = 0.5$ and only by 2.5% for $x/x_{\text{therm}} = 0.75$, which is to say by at most 2.5% over distances for which $\Delta E/E_{\text{init}} < 0.22$. However, as $x \rightarrow x_{\text{therm}}$, $\frac{dE_{\text{jet}}}{dx}$ diverges like $1/\sqrt{x_{\text{therm}} - x}$, meaning that the majority of the jet’s energy is lost in the final stages of its trajectory. In fact, more than three quarters of the initial energy of the jet is lost in the last quarter of x_{therm} and the last 17% of the jet’s energy is lost in the last 1% of its trajectory. The rate of energy loss increases until $x_{\text{therm}} - x \sim 1/T$, at which point the jet exits the SSR and the jet’s instantaneous rate of energy loss becomes ill-defined. Nevertheless, we see from (1.10) and (1.3) that for $x_{\text{therm}} - x \gtrsim 1/T$, the jet still has a parametrically large amount of energy (compared to T), meaning that the thermalization of the jet coincides with a dramatic burst of energy being transferred to the plasma. This behavior, which was first suggested in [19], is reminiscent of a Bragg peak.

After setting up our calculation in section 2 in the gauge theory, and obtaining all the results above in section 3 via holographic calculations, in section 4 we shall close with some speculations about the qualitative lessons for real jets, produced in heavy ion collisions, that may be learned from the results that we have summarized here.

We defer to an appendix a discussion of why the ratio of the initial jet mass to the initial jet energy $M_{\text{init}}/E_{\text{init}}$ is *not* a proxy for the initial jet angle $\theta_{\text{jet}}^{\text{init}}$ of the jets that we study, showing there that $M_{\text{init}}/E_{\text{init}} \propto (\theta_{\text{jet}}^{\text{init}})^{3/4}$ in the $\theta_{\text{jet}}^{\text{init}} \rightarrow 0$ limit. This happens because these jets have stress energy flowing at angles considerably larger than $\theta_{\text{jet}}^{\text{init}}$ when $\theta_{\text{jet}}^{\text{init}}$ is small, and these large-angle (maybe better to say not-small-angle) tails of the jets contribute to $M_{\text{init}}/E_{\text{init}}$ in a way that they do not contribute to the jet opening angle itself.

2 Defining the opening angle and energy loss rate in the field theory

Consider a jet produced at $\mathbf{x} = \{x, \mathbf{x}_\perp\} = 0$ and propagating in the x -direction through an infinite and static plasma at temperature T . Figure 2 shows a far-zone cartoon of the jet at some fixed time. The jet consists of a localized distribution of energy, within the red oval in figure 2, propagating in the x -direction whilst losing energy and momentum to the plasma. The lost energy and momentum excite hydrodynamic modes in the plasma which in turn transport the lost energy and momentum away from the jet. In an infinite plasma, the jet propagates a distance x_{therm} before it has lost all of its energy and momentum and thermalized. To have a well-defined jet and correspondingly, to crisply define the local energy loss rate $dE_{\text{jet}}(x)/dx$ and opening angle $\theta_{\text{jet}}(x)$, it is necessary to consider jets whose x_{therm} is much greater than the plasma's characteristic microscopic scale, which at strong coupling is $1/T$. Indeed, the scaling relation (1.3) means this limit is realized by taking the initial jet energy $E_{\text{init}} \gg T\sqrt{\lambda}$, with λ the 't Hooft coupling of the gauge theory. When $x_{\text{therm}} \gg 1/T$ both the rate of energy loss and the opening angle must be slowly varying functions of x , changing substantially only over scales of order x_{therm} . In other words, over scales $\ell \ll x_{\text{therm}}$, the evolution of the jet must be approximately steady-state with deviations from steady-state behavior suppressed by powers of ℓ/x_{therm} . Our calculations presented below show this remains true as long as x lies in the SSR, eq. (1.1) above. We shall obtain expressions for $dE_{\text{jet}}(x)/dx$ and $\theta_{\text{jet}}(x)$ within the domain (1.1).

Before proceeding, it is worth noting that although we shall derive results valid throughout the range (1.1), in drawing qualitative conclusions from our results about the behavior of high energy jets in heavy ion collisions the full range is not relevant. The highest energy jets that are observed in heavy ion collisions are, by definition, those that have emerged from the droplet of plasma created in the collision long before they travel a distance x_{therm} .

Let us begin by defining the opening angle. Figure 3 shows a cartoon of the jet at some fixed time. The jet consists of a thin shell of energy propagating in the x -direction whilst expanding in the transverse \mathbf{x}_\perp directions. In the past and future the jet was and will be located in the yellow shaded region in the figure, which is bounded by some transverse envelope function $\bar{x}_\perp(x)$. The slope of the tangent line to the envelope function, shown as

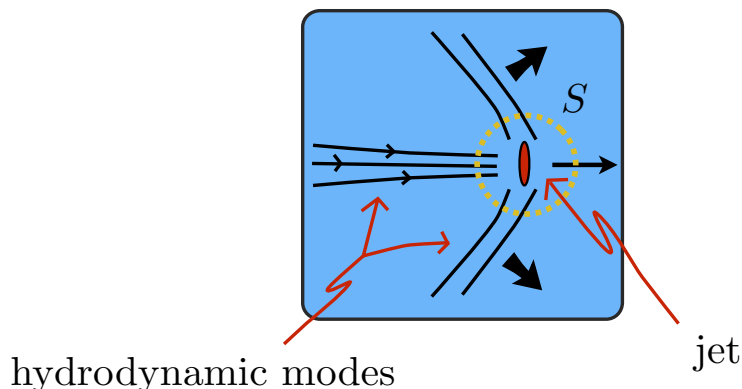


Figure 2. A cartoon showing a jet propagating through the strongly coupled fluid, losing energy to hydrodynamic modes. The cartoon is a snapshot at one moment in time. The non-hydrodynamic components that constitute the jet are found somewhere within the red oval. (In QCD, the non-hydrodynamic degrees of freedom inside the red oval would be the partons in a shower. Here, we are describing the non-hydrodynamic stress energy corresponding to an energetic light quark jet in strongly coupled $\mathcal{N} = 4$ SYM theory.) The red oval encompassing all non-hydrodynamic stress energy is initially very small; as the jet propagates from left to right, the red oval expands. As the jet thermalizes, after traveling a distance $x_{\text{therm}} \gg 1/T$, the red oval has expanded to a size of order $1/T$. The dashed yellow sphere is drawn at a radius such that the stress tensor is well described by the constitutive relations of hydrodynamics at every point on it at all times. It must have a radius at least of order $1/T$, but can be chosen larger.

the dashed purple line in the figure, defines the opening angle of the jet,

$$\theta_{\text{jet}}(x) \equiv \arctan \frac{d\bar{x}_{\perp}}{dx}. \tag{2.1}$$

If the jet were in vacuum, $\theta_{\text{jet}}(x)$ would be constant, meaning that the yellow shaded region would be bounded by a straight line like the dashed purple line. We can now be more precise about what we mean by the phrase “steady-state”. In the steady-state region (1.1), if we follow the jet only over some length scale $\ell \ll x_{\text{therm}}$ its opening angle $\theta_{\text{jet}}(x)$ does not change much, meaning that as it propagates over the distance ℓ its transverse extent grows approximately linearly, as if in vacuum. The effects of the presence of the plasma accumulate over longer distances, as $\theta_{\text{jet}}(x)$ grows and the boundary of the yellow shaded region curves outward.

To turn the picture in figure 3 into a calculation of $\theta_{\text{jet}}(x)$, we need a definition of the transverse envelope function $\bar{x}_{\perp}(x)$. A simple definition of \bar{x}_{\perp} comes from considering the flux of energy Φ through a surface at some constant x ,

$$\Phi(\mathbf{x}) \equiv \int dt \langle T^{0x}(t, \mathbf{x}) \rangle. \tag{2.2}$$

The maximum of Φ , which occurs at $x_{\perp} = 0$, must grow as the jet energy is taken higher and higher and correspondingly, as x_{therm} is taken larger and larger. We choose to define the transverse envelope $\bar{x}_{\perp}(x)$ by the half width at half maximum of Φ ,

$$\Phi(x, \bar{x}_{\perp}) = \frac{1}{2} \Phi(x, x_{\perp} = 0). \tag{2.3}$$

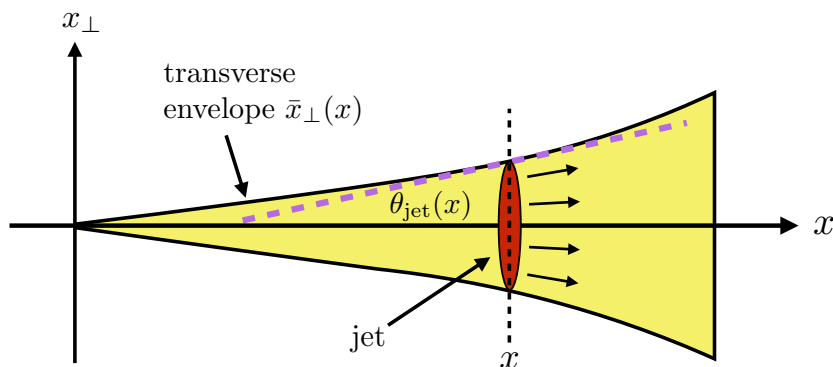


Figure 3. A cartoon showing a jet, in red, at some fixed time. The jet consists of a thin shell of energy that was produced at $x = x_{\perp} = 0$ and is propagating in the x -direction, whilst expanding in the \mathbf{x}_{\perp} directions. In the past and future, the jet was and will be located in the yellow shaded region bounded by the transverse envelope function $\bar{x}_{\perp}(x)$ defined in eq. (2.3). The slope of the tangent line to the envelope function, shown as the dashed purple line, yields the instantaneous opening angle of the jet, $\tan \theta_{\text{jet}} = \frac{d\bar{x}_{\perp}}{dx}$. In vacuum, $\bar{x}_{\perp}(x) \propto x$ and the opening angle is constant. In plasma, however, the opening angle grows as a function of x until $\bar{x}_{\perp} \sim 1/T$, at which point the jet thermalizes.

As we shall see below in section 3.2, in the SSR (1.1) we have $\bar{x}_{\perp} \ll 1/T$, with \bar{x}_{\perp} growing to order $1/T$ only when $x_{\text{therm}} - x \sim 1/T$.

We now turn to the definition of the rate of energy loss. As we have done for the jet opening angle, we wish to define the rate of energy loss in the field theory, without introducing the dual gravitational description. A simple procedure to compute the energy loss rate is to surround the jet (the red oval in figure 2) by a sphere S and to compute the flux of energy through S ,

$$\frac{dE_{\text{jet}}}{dt} = \int_S dS_i \langle T^{0i} \rangle. \tag{2.4}$$

The sphere S is depicted as the yellow dashed circle in the cartoon shown in figure 2. It has a constant radius R and is centered on the center of the jet at the time shown. How big should R be? Since in the SSR the size of the jet is $\bar{x}_{\perp} \ll 1/T$, a natural choice is $R \gtrsim 1/T$. With this choice, the non-hydrodynamic physics of the jet itself, found within the red oval in figure 2, lies well inside the sphere S at all times meaning that at all times the physics on the surface S is described well by hydrodynamics and the rate of energy loss (2.4) is simply the rate at which energy flows into hydrodynamic modes. However, it should be emphasized that in the SSR, the precise size of S doesn't matter as long as $1/T \ll R \ll x_{\text{therm}}$ since the jet evolution is steady-state over scales $\ll x_{\text{therm}}$.

We shall compute the rate (2.4) at which energy flows into hydrodynamic modes in Fourier space. Consider the Fourier transform

$$\langle \tilde{T}^{\mu\nu}(\omega, \mathbf{q}) \rangle = \int dt d^3x \langle T^{\mu\nu}(t, \mathbf{x}) \rangle e^{i\omega t} e^{-i\mathbf{q}\cdot\mathbf{x}}, \tag{2.5}$$

and focus on slowly varying long wavelength modes with $x_{\text{therm}}\omega$ and $x_{\text{therm}}\mathbf{q}$ fixed in the

large x_{therm} limit. In this limit, the stress must take the form

$$\langle \tilde{T}^{\mu\nu}(\omega, \mathbf{q}) \rangle = \tilde{T}_{\text{hydro}}^{\mu\nu}(\omega, \mathbf{q}) + \tilde{T}_{\text{jet}}^{\mu\nu}(\omega, \mathbf{q}), \quad (2.6)$$

where $\tilde{T}_{\text{hydro}}^{\mu\nu}$ is given by the gradient expansion of relativistic hydrodynamics [37, 38] and $\tilde{T}_{\text{jet}}^{\mu\nu}$ describes the nonhydrodynamic contribution to the stress tensor. Upon Fourier transforming back to real space, $T_{\text{jet}}^{\mu\nu}(t, \mathbf{x})$ must have a gradient expansion in terms of derivatives of delta functions centered on the center-of-mass of the jet,

$$\mathbf{x}^{\text{CM}}(t) \equiv \frac{\int d^3\mathbf{x} \mathbf{x} T_{\text{jet}}^{00}(t, \mathbf{x})}{\int d^3\mathbf{x} T_{\text{jet}}^{00}(t, \mathbf{x})}. \quad (2.7)$$

In other words, at low frequencies $\tilde{T}_{\text{jet}}^{\mu\nu}(\omega, \mathbf{q})$ encodes the long wavelength limit of the localized stress near the jet. Moreover, the total stress is conserved so

$$iq_\mu \tilde{T}_{\text{hydro}}^{\mu\nu} = -iq_\mu \tilde{T}_{\text{jet}}^{\mu\nu}, \quad q^\mu = \{\omega, \mathbf{q}\}, \quad (2.8)$$

meaning $\tilde{T}_{\text{jet}}^{\mu\nu}$ sources the hydrodynamic flow. At low frequencies, the Fourier transform of the jet energy, $\tilde{E}_{\text{jet}}(\omega)$, must be given by $E_{\text{jet}}(\omega) = \lim_{\mathbf{q} \rightarrow 0} \tilde{T}_{\text{jet}}^{00}(\omega, \mathbf{q})$.

What are the expected forms of $\tilde{T}_{\text{hydro}}^{\mu\nu}$ and $\tilde{T}_{\text{jet}}^{\mu\nu}$? As stated above, $T_{\text{hydro}}^{\mu\nu}$ must be given by the gradient expansion of relativistic hydrodynamics. Focusing on frequencies and momenta $\omega, |\mathbf{q}| \sim 1/x_{\text{therm}}$ with $x_{\text{therm}} \rightarrow \infty$, at leading order in $1/x_{\text{therm}}$ we may truncate the gradient expansion to ideal hydrodynamics where the stress reads

$$T_{\text{hydro}}^{\mu\nu} = p\eta^{\mu\nu} + (\varepsilon + p)u^\mu u^\nu, \quad (2.9)$$

where ε and p are the proper energy and pressure, respectively, and u^μ is the fluid four-velocity. In the large N_c limit salient to holography, both ε and p are order N_c^2 . However, the addition of a fundamental quark jet to the plasma results in a perturbation in the stress that is only of order N_c^0 , meaning that ε and p differ from their equilibrium values ε_{eq} and p_{eq} by an amount of order N_c^0 and meaning that the energy flux T_{hydro}^{0i} is of order N_c^0 . In turn, this means that the fluid velocity \mathbf{u} is of order $1/N_c^2$. Expanding (2.9) out to order N_c^0 and Fourier transforming, we obtain

$$\begin{aligned} \tilde{T}_{\text{hydro}}^{00}(\omega, \mathbf{q}) &= \tilde{\varepsilon}(\omega, \mathbf{q}), \\ \tilde{T}_{\text{hydro}}^{0i}(\omega, \mathbf{q}) &= (\varepsilon_{\text{eq}} + p_{\text{eq}})\tilde{\mathbf{u}}(\omega, \mathbf{q}), \\ \tilde{T}_{\text{hydro}}^{ij}(\omega, \mathbf{q}) &= \tilde{p}(\omega, \mathbf{q})\delta^{ij}, \end{aligned} \quad (2.10)$$

where $\tilde{\varepsilon}(\omega, \mathbf{q})$, $\tilde{p}(\omega, \mathbf{q})$ and $\mathbf{u}(\omega, \mathbf{q})$ are the Fourier transforms of $\varepsilon(t, \mathbf{x})$, $p(t, \mathbf{x})$ and $\mathbf{u}(t, \mathbf{x})$. Conformal invariance in SYM requires $\tilde{T}_{\text{hydro}}^{\mu\nu}$ to be traceless, which means $\tilde{p} = \tilde{\varepsilon}/3$.

We now turn to $\tilde{T}_{\text{jet}}^{\mu\nu}$. At small momentum \mathbf{q} the tensor structure of $\tilde{T}_{\text{jet}}^{\mu\nu}$ can only depend on the velocity of the jet's center of mass, $V^\mu = \{1, \mathbf{V}\}$, and on the metric tensor $\eta^{\mu\nu}$. Demanding tracelessness then requires $\tilde{T}_{\text{jet}}^{\mu\nu} \propto V^\mu V^\nu + \frac{V_\alpha V^\alpha}{4}\eta^{\mu\nu}$. However, for a jet composed of massless excitations, for example as in a conformal theory, the velocity of the jet's center of mass is related to the jet's opening angle such that $V_\alpha V^\alpha \rightarrow 0$ for jets whose

$\theta_{\text{jet}}^{\text{init}} \rightarrow 0$, meaning the center of mass of a well collimated jet moves at approximately the speed of light. More specifically, we shall show in appendix A that, for the light quark jets we consider,

$$V_\alpha V^\alpha = \mathcal{O}\left((\theta_{\text{jet}}^{\text{init}})^{3/2}\right). \quad (2.11)$$

As $\theta_{\text{jet}} \ll 1/(Tx_{\text{therm}})$, in the $x_{\text{therm}} \gg 1/T$ limit we must simply have

$$\tilde{T}_{\text{jet}}^{\mu\nu} = \tilde{E}_{\text{jet}}(\omega - \mathbf{V} \cdot \mathbf{q})V^\mu V^\nu. \quad (2.12)$$

Note that $\tilde{T}_{\text{jet}}^{\mu\nu}$ only depends on the combination $\omega - \mathbf{V} \cdot \mathbf{q}$ because the jet center of mass trajectory, $x = \mathbf{V}t$, translates uniformly.

We therefore conclude that by computing the long wavelength limit of $\langle \tilde{T}^{\mu\nu} \rangle$, and then matching onto the expected forms (2.6), (2.10) and (2.12), the low frequency limit of the jet energy $E_{\text{jet}}(\omega)$ can be obtained. More precisely, the real space function $\frac{dE_{\text{jet}}}{dt}$ obtained in this manner is the derivative expansion of the energy loss in (2.4). Nevertheless, in the $x_{\text{therm}} \gg 1/T$ limit, where the dynamics are approximately steady state, the two procedures for obtaining the energy loss rate must agree.

As a matter of convenience, we will find it useful to extract \tilde{E}_{jet} by projecting onto the transverse traceless mode of $\langle \tilde{T}^{\mu\nu} \rangle$. Let ϵ_a , $a = 1, 2$ denote polarization vectors orthogonal to \mathbf{q} . Define the transverse traceless mode of the stress,

$$\mathcal{T}_{ab}(\omega, \mathbf{q}) \equiv \left[\epsilon_a^i \epsilon_b^j - \frac{1}{2} \delta_{ab} \epsilon_c^i \epsilon_c^j \right] \langle \tilde{T}_{ij}(\omega, \mathbf{q}) \rangle. \quad (2.13)$$

As a consequence of its constitutive relations, the linear hydrodynamic stress in (2.10) lacks a transverse traceless mode. This means that $\mathcal{T}_{ab} = \mathcal{T}_{ab}^{\text{jet}}$. Substituting (2.12) into (2.13), we conclude that in the long wavelength limit, the transverse traceless mode must read

$$\mathcal{T}_{ab}(\omega, \mathbf{q}) = \tilde{E}_{\text{jet}}(\omega - \mathbf{V} \cdot \mathbf{q}) \left[\epsilon_a^i \epsilon_b^j - \frac{1}{2} \delta_{ab} \epsilon_c^i \epsilon_c^j \right] V^i V^j. \quad (2.14)$$

Our strategy for computing the opening angle and energy loss in holography is therefore to construct states where $x_{\text{therm}} \gg 1/T$. For the opening angle we will compute the flux $\langle T^{0x} \rangle$ in the short wavelength limit near the jet and construct the integrated flux Φ in (2.2). The opening angle is then given by (2.1) and (2.3). In contrast, to compute the energy loss rate we will compute the long wavelength limit of the transverse traceless mode of the stress. The energy loss rate can then be extracted by matching the long wavelength result from holography onto the form of \mathcal{T}_{ab} in (2.14). In this way, we will use a holographic calculation to determine both the opening angle and the rate of energy loss entirely in terms of $\langle T^{\mu\nu} \rangle$.

3 Gravitational calculation

According to gauge/gravity duality, the strongly coupled plasma of $\mathcal{N} = 4$ SYM theory (infinite in extent, static, in thermal equilibrium at a temperature T) is dual to the 4+1-dimensional AdS-Schwarzschild black brane geometry [2], whose metric may be written

$$ds^2 = \frac{L^2}{u^2} \left[-f dt^2 + d\mathbf{x}^2 + \frac{du^2}{f} \right], \quad \text{where} \quad f \equiv 1 - \frac{u^4}{u_h^4}, \quad (3.1)$$

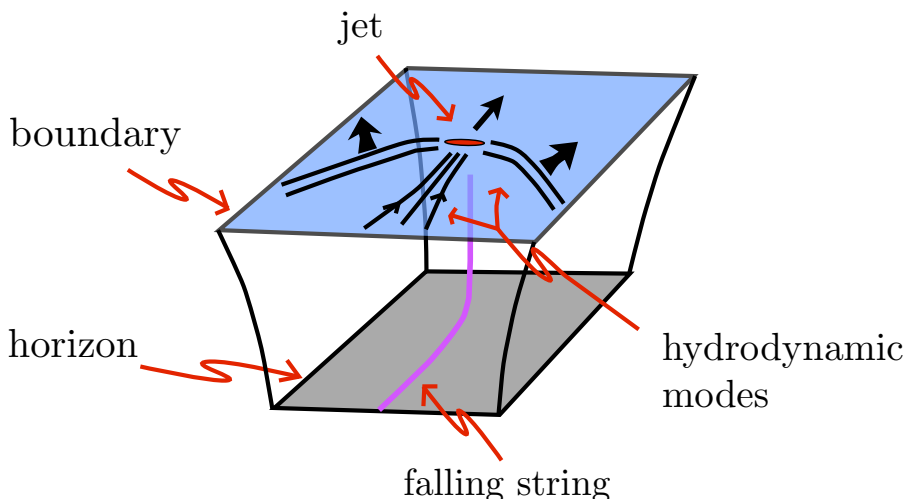


Figure 4. A cartoon showing the gravitational description of a jet propagating through the strongly coupled fluid, losing energy to hydrodynamic modes. The cartoon is a snapshot at one moment in time. The string is moving along the jet direction, as it falls. The fact that the endpoint of the string is falling as it moves corresponds, in the boundary theory, to the fact that the red sphere encompassing all the nonhydrodynamic stress energy — aka the jet — expands as it moves. In the gravitational description, the falling string encodes the description of both the nonhydrodynamic stress energy corresponding to the jet itself and the hydrodynamic stress corresponding to its wake.

with L the AdS radius. The boundary of the geometry, which is where the dual field theory lives, is at AdS radial coordinate $u = 0$. The geometry contains an event horizon at radial coordinate $u = u_h = 1/(\pi T)$ with T the Hawking temperature of the black brane, which coincides with the temperature of the SYM plasma.

Adding a massless quark jet to SYM plasma is equivalent to adding an open string to the black brane geometry [39]. The string falls under the influence of gravity towards the black brane, with the approach to the event horizon encoding the thermalization of the jet in the field theory, see figure 4. The presence of the string perturbs the metric G_{MN} ,

$$G_{MN} = G_{MN}^{(0)} + \frac{L^2}{u^2} H_{MN}, \tag{3.2}$$

where $G_{MN}^{(0)}$ is the AdS-Schwarzschild metric (3.1). The metric perturbation H_{MN} is governed by the linearized Einstein field equations,

$$\mathcal{L}_{AB}^{MN} H_{MN} = 8\pi G_{\text{Newton}} J_{AB}, \tag{3.3}$$

where \mathcal{L}_{AB}^{MN} is a linear differential operator (whose precise form follows from linearizing the Einstein equations about the AdS-Schwarzschild metric), G_{Newton} is the $5d$ gravitational constant and J_{AB} is the $5d$ string stress tensor.

Let $\langle \Delta T^{\mu\nu} \rangle$ be the perturbation in the stress due to the presence of the jet,

$$\langle \Delta T^{\mu\nu} \rangle \equiv \langle T^{\mu\nu} \rangle - \langle T_{\text{eq}}^{\mu\nu} \rangle, \tag{3.4}$$

where $\langle T_{\text{eq}}^{\mu\nu} \rangle$ is the equilibrium stress. $\langle \Delta T^{\mu\nu} \rangle$ includes both hydrodynamic and nonhydrodynamic contributions. With the boundary conditions that $\lim_{u \rightarrow 0} H_{MN} = 0$, so the boundary geometry is simply that of Minkowski space, and in the gauge $H_{uM} = 0$, the linearized Einstein equations imply that $H_{\mu\nu}(t, \mathbf{x}, u) = u^4 H_{\mu\nu}^{(4)}(t, \mathbf{x}) + O(u^5)$. In terms of the expansion coefficient $H_{\mu\nu}^{(4)}$, the perturbation in the expectation value of the SYM stress tensor due to the presence of the jet reads [40]

$$\langle \Delta T^{\mu\nu}(t, \mathbf{x}) \rangle = \frac{L^3}{4\pi G_{\text{Newton}}} H_{\mu\nu}^{(4)}(t, \mathbf{x}). \tag{3.5}$$

Therefore, our strategy for computing $\langle T^{\mu\nu} \rangle$ will be first to construct string states corresponding to the $x_{\text{therm}} \gg 1/T$ limit and then to solve the linearized Einstein equations for the perturbation in the geometry due to the presence of the string. We will then compute the jet's opening angle and energy loss rate from $\langle T^{\mu\nu} \rangle$.

3.1 String dynamics

The dynamics of the string are governed by the Nambu-Goto action

$$S = -\frac{\sqrt{\lambda}}{2\pi L^2} \int d\tau d\sigma \sqrt{-g} \tag{3.6}$$

where λ is the 't Hooft coupling, τ and σ are worldsheet coordinates, $g \equiv \det g_{ab}$, $g_{ab} \equiv \partial_a X \cdot \partial_b X$ is the string worldsheet metric and $X^M = \{t(\tau, \sigma), x(\tau, \sigma), 0, 0, u(\tau, \sigma)\}$ are the string embedding functions.

Varying the action (3.6), we obtain the string equations of motion

$$\partial_\tau \Pi_0^\tau + \partial_\sigma \Pi_0^\sigma = 0, \tag{3.7}$$

and open string boundary conditions

$$\Pi_M^\sigma = 0 \text{ at string endpoints.} \tag{3.8}$$

where $\Pi_M^a = \frac{\delta S}{\delta(\partial_a X^M)}$. Explicitly,

$$\Pi_M^\tau = -\frac{\sqrt{\lambda}}{2\pi L^2} \frac{G_{MN}}{\sqrt{-g}} \left[(\dot{X} \cdot X') X'^N - (X')^2 \dot{X}^N \right], \tag{3.9a}$$

$$\Pi_M^\sigma = -\frac{\sqrt{\lambda}}{2\pi L^2} \frac{G_{MN}}{\sqrt{-g}} \left[(\dot{X} \cdot X') \dot{X}^N - (\dot{X})^2 X'^N \right]. \tag{3.9b}$$

Note that the energy of the string is

$$E_{\text{string}} = - \int d\sigma \Pi_0^\tau, \tag{3.10}$$

so the string equations of motion (3.7) are simply the equations of energy conservation on the worldsheet, with Π_0^σ the energy flux.

Following refs. [19, 36], we model the creation of a massless quark and antiquark with a string created at a point asymptotically close to the boundary with initial condition

$X^M|_{\tau=0} = 0$ and with large momentum in the $\pm x$ directions. The string subsequently expands into a finite size object in the $x-u$ plane as time progresses, with endpoints moving apart in the $\pm x$ directions and falling towards the horizon. The total distance the endpoints travel is simply the thermalization distance x_{therm} [17, 19]. The parametric relationship between the thermalization distance and the string energy is $x_{\text{therm}} \sim E_{\text{string}}^{1/3}$ [17, 19].

Strings whose $x_{\text{therm}} \gg 1/T$ have worldsheets which are approximately null [19, 30]. Why? When $x_{\text{therm}} \rightarrow \infty$ the scaling $x_{\text{therm}} \sim E_{\text{string}}^{1/3}$ requires the string energy $E_{\text{string}} \rightarrow \infty$. Since strings have finite tension, the $E_{\text{string}} \rightarrow \infty$ limit is generically realized by strings that expand at nearly the speed of light, meaning that the string profile must be approximately that of an expanding filament of null dust. Indeed, a null string profile X_{null}^M satisfies $g(X_{\text{null}}) = 0$, and from (3.9a) has a divergent energy density. Our method of solving the string equations of motion closely mirrors that in our previous work [30]. In particular, as we detail below, solving the string equations perturbatively about a null configuration is tantamount to solving them using geometric optics, with perturbations propagating on the string worldsheet along null geodesics.

Since null strings satisfy $g(X_{\text{null}}) = 0$, they minimize the Nambu-Goto action (3.6) and are exact, albeit singular, solutions to the string equations of motion (3.7). To obtain finite energy solutions to the equations of motion, we expand the string embedding functions about a null string solution

$$X^M = X_{\text{null}}^M + \epsilon \delta X_{(1)}^M + \epsilon^2 \delta X_{(2)}^M + \dots, \tag{3.11}$$

where ϵ is a bookkeeping parameter (related to the string energy by $E_{\text{string}} \sim 1/\sqrt{\epsilon}$) that we shall treat as small for the purposes of organizing the non-linear corrections to the null string solution. In what follows it is useful to choose worldsheet coordinates $\tau = t$ and σ such that

$$\dot{X}_{\text{null}} \cdot X'_{\text{null}} = 0, \quad \delta X_{(m)} = \{0, \delta x, 0, 0, 0\}. \tag{3.12}$$

With this choice of worldsheet coordinates, the string endpoints cannot be at fixed σ . Without loss of generality we shall focus on the right-moving endpoint, whose location can be expanded in powers of ϵ ,

$$\sigma_{\text{endpoint}} = \sigma_* + \epsilon \delta \sigma_{(1)} + \epsilon^2 \delta \sigma_{(2)} + \dots \tag{3.13}$$

The string equations of motion and boundary conditions can then be solved perturbatively in powers of ϵ . The first step is constructing the null string X_{null}^M .

The null string embedding functions can be written

$$X_{\text{null}}^M = \{t, x_{\text{geo}}(t, \sigma), 0, 0, u_{\text{geo}}(t, \sigma)\}, \tag{3.14}$$

where for each σ , x_{geo} and u_{geo} satisfy the null geodesic equations which read

$$\frac{\partial x_{\text{geo}}}{\partial t} = \frac{f}{\xi}, \quad \frac{\partial u_{\text{geo}}}{\partial t} = \frac{f \sqrt{\xi^2 - f}}{\xi}, \tag{3.15}$$

where $\xi = \xi(\sigma)$. The parameter ξ determines the initial inclination of the geodesics in the $x-u$ plane and, more fundamentally, specifies the conserved spatial momentum associated with the geodesics, $f(u)^{-1}\partial x_{\text{geo}}/\partial t = \xi^{-1}$. At leading order in ϵ , the open string boundary conditions (3.8) are satisfied provided σ_* is time-independent.

At early times $t \ll u_h$, when the string is close to the AdS boundary, the geodesics are given by

$$x_{\text{geo}} = t \cos \sigma, \quad u_{\text{geo}} = t \sin \sigma. \quad (3.16)$$

Note that we have chosen constants of integration such that $x_{\text{geo}}(t = 0, \sigma) = u_{\text{geo}}(t = 0, \sigma) = 0$, meaning that the quark-antiquark pair is created at $x = 0$. Hence, the worldsheet coordinate σ is simply the initial angle of the geodesics in the $x-u$ plane. Likewise,

$$\xi(\sigma) = \sec(\sigma). \quad (3.17)$$

Introducing the rescaled variables

$$\hat{u} \equiv \frac{u_{\text{geo}}}{u_h} \frac{1}{\sqrt{\tan \sigma}}, \quad \hat{x} \equiv \frac{4\sqrt{\pi}}{\Gamma(\frac{1}{4})^2} \frac{x_{\text{geo}}}{u_h} \sqrt{\tan \sigma}, \quad (3.18)$$

the solution to the geodesic equation (3.15) reads

$$\hat{x} = F(\hat{u}), \quad (3.19)$$

where

$$F(\hat{u}) \equiv 1 - \frac{4\sqrt{\pi}}{\Gamma(\frac{1}{4})^2} \frac{{}_2F_1(\frac{1}{4}, \frac{1}{2}, \frac{5}{4}, -\frac{1}{\hat{u}^4})}{\hat{u}}. \quad (3.20)$$

In figure 5 we plot a null string generated by a congruence of geodesics with $\sigma_* = 0.025$. The string profile, denoted by the red curves, is shown at several values of coordinate time t . The string starts off at a point on the boundary and expands at the speed of light while falling towards the horizon. The blue curves represent the null geodesics followed by bits of the string and the black curve is the endpoint trajectory. Every geodesic that makes up the string eventually falls into the horizon at some $x = x_{\text{stop}}(\sigma)$. Clearly, geodesics with smaller angle σ go farther, with the endpoint geodesic going the farthest and reaching the horizon after traveling a distance $x_{\text{therm}} \equiv x_{\text{stop}}(\sigma_*)$. Indeed, by setting $u_{\text{geo}} = u_h$, or equivalently $\hat{u} = \frac{1}{\sqrt{\tan \sigma}}$, and expanding (3.19) about $\sigma = 0$, we obtain the stopping distance

$$x_{\text{stop}}(\sigma) = \frac{\Gamma(\frac{1}{4})^2}{4\pi T} \frac{1}{\sqrt{\pi \sigma}} - \pi T + \mathcal{O}(\sigma^{1/2}). \quad (3.21)$$

The leading order result for the thermalization distance is then given simply by

$$x_{\text{therm}} = x_{\text{stop}}(\sigma_*) = \frac{\Gamma(\frac{1}{4})^2}{4\pi T} \frac{1}{\sqrt{\pi \sigma_*}}, \quad (3.22)$$

a result obtained previously in ref. [30], and can be made arbitrarily large by taking the angle $\sigma_* \rightarrow 0$. We therefore see that the $x_{\text{therm}} \gg 1/T$ limit is synonymous with the $\sigma_* \ll 1$ limit. In what follows we shall use these two limits interchangeably.

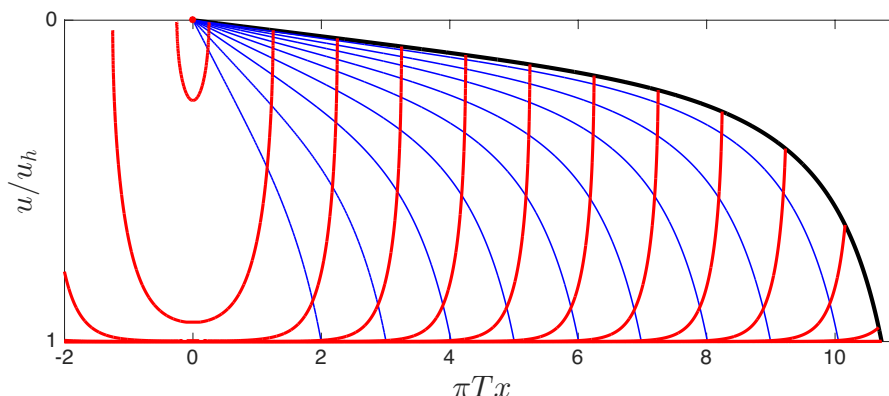


Figure 5. A null string (red) shown at several different coordinate times t . The string starts off at the point $x = 0$ on the boundary and expands at the speed of light while falling towards the horizon. The blue curves represent the null geodesics that each (red) bit of energy that makes up the string follows; the black curve is the endpoint trajectory. Different blue curves are parametrized by different values of σ , where σ is the initial angle in the (x, u) plane. The endpoint is the trajectory with $\sigma = \sigma_*$; the figure is drawn with $\sigma_* = 0.025$. Due to the presence of the horizon, which is to say due to the presence of the strongly coupled plasma, a blue (or black) trajectory with a given σ curves downward: its angle in the (x, u) plane, which starts out equal to σ , steadily increases. Clearly, geodesics with smaller σ , i.e. with smaller initial angle, propagate the farthest before reaching the horizon. It is apparent in the figure that all the null geodesics strike the horizon at the same final angle. The steady-state region (SSR) is the region where x is not within of order $1/T$ of either $x = 0$ or $x = x_{\text{therm}}$. In the limit in which $\sigma_* \rightarrow 0$ and hence $x_{\text{therm}}T \rightarrow \infty$, the string is in the SSR for almost its entire history.

If we denote the value of σ that labels a geodesic that travels a total distance x before plunging into the horizon by $\sigma_h(x)$, from (3.21) and (3.22) we then see that

$$\sigma_h(x) \equiv \sigma_* \left(\frac{x_{\text{therm}}}{x} \right)^2 + \mathcal{O} \left(\sigma_*^{3/2} \right). \tag{3.23}$$

Recall that we can isolate the SSR of eq. (1.1) by taking the $x_{\text{therm}}T \rightarrow \infty$ limit, which is to say the $\sigma_* \rightarrow 0$ limit, while keeping x/x_{therm} fixed at any value between 0 and 1. Noting that above-horizon geodesics are those with $\sigma < \sigma_h(x)$, we see from (3.23) that in this limit, all above-horizon geodesics have $\sigma = \mathcal{O}(\sigma_*)$.

What is the above-horizon shape of the string shown in figure 5? The solution to the geodesic equation (3.19) can also be written

$$x_{\text{geo}} = \xi t + x_0(u_{\text{geo}}), \tag{3.24}$$

where x_0 satisfies

$$\frac{\partial x_0}{\partial u_{\text{geo}}} = - \frac{\sqrt{\xi^2 - f}}{f}. \tag{3.25}$$

Consider the $\sigma \rightarrow 0$ limit of (3.25). When $u \sim \sqrt{\sigma}u_h$ we have $\frac{\sqrt{\xi^2 - f}}{f} \approx \sqrt{\xi^2 - f}$ and the solution to (3.25) can be expressed in terms of hypergeometric functions. When $u \gg \sqrt{\sigma}u_h$

we can approximate $\xi \approx 1$ and $\frac{\sqrt{\xi^2 - f}}{f} \approx \frac{u^2}{u_h^2 f}$, so the solution to (3.25) reads

$$x_0(u_{\text{geo}}) = \frac{u_h}{2} \left(\arctan \frac{u_{\text{geo}}}{u_h} - \operatorname{arctanh} \frac{u_{\text{geo}}}{u_h} \right), \quad (3.26)$$

which is simply the trailing string profile of refs. [9, 12]. Therefore, when the string is in the SSR, everywhere except very close to its endpoint, its profile illustrated in figure 5, is simply the trailing string profile, suitably truncated to reflect the falling endpoint, and translating at the speed of light.

We turn now to the first order correction $\delta x_{(1)}$ defined in (3.12). At leading order in the bookkeeping parameter ϵ , the worldsheet energy density Π_0^τ and flux Π_0^σ read

$$\Pi_0^\tau = -\frac{\sqrt{\lambda}}{2\pi} \frac{\xi \partial_\sigma u_{\text{geo}}}{u_{\text{geo}}^2} \sqrt{\frac{-\xi}{2\epsilon f \partial_t \delta x_{(1)}}} + \mathcal{O}(\sqrt{\epsilon}), \quad \Pi_0^\sigma = \mathcal{O}(\sqrt{\epsilon}). \quad (3.27)$$

Hence, at leading order in ϵ the string equations of motion (3.7) simply read $\partial_t \Pi_0^\tau = 0$, meaning $\Pi_0^\tau(t, \sigma) = \Pi_0^\tau(\sigma)$. In other words, energy is transported on the congruence of geodesics which make up the null string. This is a consequence of causality: in the limit where the string expands asymptotically close to the speed of light, different points on the string are causally disconnected from each other and the energy of each bit of string must be transported along the null rays that describe how the string expands.

Because Π_0^τ is time independent, it is only necessary to compute it at one time, which for convenience we take to be an early time when the entire string is near the AdS boundary. Near the AdS boundary, where $f = 1$ and the geodesics are given by (3.16), the string equation of motion $\partial_t \Pi_0^\tau = 0$ leads to the equation of motion for $\delta x_{(1)}$

$$\partial_t^2 \delta x_{(1)} + \frac{2}{t} \partial_t \delta x_{(1)} = 0, \quad (3.28)$$

which has the solution

$$\delta x_{(1)}(t, \sigma) = \phi(\sigma) + \frac{1}{t} \psi(\sigma), \quad (3.29)$$

for arbitrary functions $\phi(\sigma)$ and $\psi(\sigma)$. Upon substituting the string solution (3.29) and the geodesic congruence (3.16) and (3.17) into (3.27), we obtain

$$\Pi_0^\tau(\sigma) = -\frac{\sqrt{\lambda}}{2\pi} \csc^2 \sigma \sqrt{\frac{\csc 2\sigma \sin \sigma}{\epsilon \psi(\sigma)}} + \mathcal{O}(\sqrt{\epsilon}). \quad (3.30)$$

We now turn to enforcing the open string boundary conditions. At first order in ϵ and near the AdS boundary, where $f = 1$, the open string boundary conditions (3.8) require

$$\psi(\sigma_*) = 0, \quad \delta \sigma_{(1)} = \frac{2t \phi'(\sigma_*) + \psi'(\sigma_*)}{2t^2} \cos \sigma_*. \quad (3.31)$$

How does $\psi(\sigma)$ vanish as $\sigma \rightarrow \sigma_*$? We see from the expression (3.30) for the density of energy along the string per unit σ that finiteness of the string energy requires $\psi(\sigma) \sim (\sigma - \sigma_*)^p$ with $p < 2$. Moreover, note that in general $\delta \sigma_{(n)}$ contains a term proportional to

$\partial_\sigma^n \psi|_{\sigma=\sigma_*}$. Finiteness of $\delta\sigma_{(n)}$ and finiteness of the total string energy therefore require ψ to have a near-endpoint asymptotic expansion of the form

$$\psi(\sigma) = \sum_{k=1}^{\infty} \psi_k(\sigma - \sigma_*)^k. \tag{3.32}$$

In the SSR, where geodesics with $\sigma = \mathcal{O}(\sigma_*)$ make up the string, we may employ the expansion (3.32), keeping only the leading term. Expanding (3.30), we then obtain the above-horizon world sheet energy density

$$\Pi_0^\tau(\sigma) = -\frac{\sqrt{\lambda}}{2\pi} \frac{1}{\sqrt{2\epsilon} \psi_1} \frac{1}{\sigma^2 \sqrt{\sigma - \sigma_*}} [1 - \mathcal{O}(\sigma - \sigma_*)]. \tag{3.33}$$

We therefore see that up to an overall constant specified by ψ_1 , the world sheet energy density is uniquely determined in the SSR. Simply put, the large σ information contained in ψ and Π_0^τ falls into the horizon promptly after the string is created, before the string enters the SSR.

At leading order in ϵ , the string stress tensor which sources the linearized Einstein field equations is given by

$$J^{MN} = \int d\sigma J_{\text{particle}}^{MN}(\sigma) \tag{3.34}$$

where

$$J_{\text{particle}}^{MN} = \frac{\Pi_0^\tau}{G_{00}} \frac{dX_{\text{geo}}^M}{dt} \frac{dX_{\text{geo}}^N}{dt} \frac{1}{\sqrt{-G}} \delta^3(\mathbf{x} - \mathbf{x}_{\text{geo}}) \delta(u - u_{\text{geo}}), \tag{3.35}$$

is just the stress for a single null particle moving on a geodesic labeled by σ with energy $\epsilon_{\text{particle}} = -\int d^3x du \sqrt{-G} J_0^0 = -\Pi_0^\tau$.

3.2 The evolution of the jet envelope and opening angle

We wish to solve the gravitational bulk to boundary problem in the SSR. This requires focusing on $x_{\text{therm}} \gg 1/T$, or equivalently, when $\sigma_* \ll 1$. Before proceeding with the gravitational bulk to boundary problem, let us analyze the congruence of geodesics which make up the above-horizon segment of string. As discussed above, these geodesics have $\sigma_* \leq \sigma < \sigma_h(x)$ with $\sigma_h(x)$ given in (3.23). However, in the SSR it turns out that only geodesics with σ parametrically close to σ_h are close to the horizon. Geodesics with σ not close to σ_h are close to the boundary with

$$u_{\text{geo}} \sim \sqrt{\sigma} u_h \sim \sqrt{\sigma_*} u_h. \tag{3.36}$$

To verify these statements we employ the rescaled variables \hat{x} and \hat{u} defined in eq. (3.18) and the geodesic solution (3.19). From (3.18) and (3.23) we have

$$\hat{x} = \sqrt{\frac{\sigma}{\sigma_h(x_{\text{geo}})}} + \mathcal{O}(\sqrt{\sigma_*}). \tag{3.37}$$

Moreover, as $\hat{x} \rightarrow 1$, eq. (3.19) implies that \hat{u} diverges like

$$\hat{u} \sim \frac{1}{1 - \hat{x}}. \tag{3.38}$$

It therefore follows that $\hat{u} \sim \sigma_*^0$ and, correspondingly, $u_{\text{geo}} \sim \sqrt{\sigma_*} u_h$ until σ becomes parametrically close to σ_h . In particular, upon substituting (3.37) into (3.38) we see that only geodesics with $\frac{\sigma_h - \sigma}{\sigma_h} \sim \sqrt{\sigma}$ have $\hat{u} \sim 1/\sqrt{\sigma}$ and, correspondingly, $u_{\text{geo}} \sim u_h$. Since the string's energy density Π_0^τ is simply transported along the geodesics which make up the null string, and since Π_0^τ is greatest near the endpoint, we conclude that in the $\sigma_* \rightarrow 0$ limit a parametrically large fraction of the string's above-horizon energy is located asymptotically close to the AdS boundary.

Via the gravitational bulk to boundary problem, the near-endpoint gravitational field of the string induces a highly peaked and localized stress on the boundary. The localized stress induced by the near-endpoint segment of the string must determine the jet opening angle and energy. Since the vast majority of the string's above-horizon energy is located asymptotically close to the AdS boundary, the scale of localization of the jet must be $\ll 1/T$. It follows that in the region of space where the jet is localized, one can employ zero temperature Green functions (which can be computed analytically) to solve the linearized Einstein equations and compute the near-jet boundary stress tensor. That is, close to the AdS boundary the geometry is approximately that of AdS_5 and the gravitational bulk to boundary propagators take their zero temperature form. However, the source for the linearized Einstein equations — the string stress tensor — incorporates finite temperature effects that cannot be neglected. In particular, the congruence of geodesics that make up the near-endpoint segment of the string are pulled towards the horizon by the gravitational field of the black hole and this effect accumulates as the string traverses the SSR and cannot be neglected. As we shall see below, in the boundary theory the bending and falling of geodesics towards the horizon encodes the broadening of the jet opening angle.

In characterizing the bending of a geodesic towards the horizon it is useful to define the angle

$$\sigma_{\text{eff}}(\sigma, x) \equiv \arctan \left. \frac{du_{\text{geo}}}{dx_{\text{geo}}} \right|_{x_{\text{geo}}=x}, \tag{3.39}$$

which is simply the angle a geodesic labeled by σ makes with the boundary at point x . At small x we have $\sigma_{\text{eff}} = \sigma$. If the geodesic were propagating in vacuum, we would have $\sigma_{\text{eff}} = \sigma$ for all time. However, as the geodesic propagates through the plasma it curves downward toward the horizon, meaning that σ_{eff} increases. Using the geodesic solution (3.19) and the definition (3.39), it can be shown that

$$\tan \sigma_{\text{eff}}(\sigma, x) = \tan \sigma \sqrt{1 + \hat{u}(\sigma, x)^4}, \tag{3.40}$$

with

$$\hat{u}(\sigma, x) = F^{-1}(\hat{x}(\sigma, x)), \tag{3.41}$$

where F^{-1} is the inverse of the function F defined in (3.20). The expression (3.40) describes how σ_{eff} increases and the geodesic curves downward as it propagates. One can show directly from the geodesic solution (3.19) that at $x_{\text{geo}} = x_{\text{stop}}$, where $u_{\text{geo}} = u_h$, the geodesic has $du_{\text{geo}}/dx_{\text{geo}} = \sec \sigma$, meaning that at the point where the geodesic strikes the horizon σ_{eff} has increased to a final value $\sigma_{\text{eff}}(\sigma, x_{\text{stop}}) = \arctan \sec \sigma$, which is to say $\sigma_{\text{eff}}(\sigma, x_{\text{stop}}) \approx \frac{\pi}{4}$ since σ is small. This explains why all the blue curves in the SSR in

figure 5 strike the horizon at the same angle. Although σ_{eff} rapidly increases to its final value as the geodesic approaches the horizon, by differentiating (3.40) we see that at earlier times when the geodesic is in the near-boundary domain (3.36), σ_{eff} is slowly varying with $\frac{\partial \sigma_{\text{eff}}}{\partial x} \sim \sigma \frac{\partial \hat{x}}{\partial x} \sim \frac{\sigma^{3/2}}{u_h} \sim \frac{\sigma}{x_{\text{therm}}}$. Because of this, locally near any point x we may approximate the near-boundary geodesics with their tangent lines

$$x_{\text{geo}} \approx (t - \Delta t) \cos \sigma_{\text{eff}} + \Delta x, \quad u_{\text{geo}} \approx (t - \Delta t) \sin \sigma_{\text{eff}}, \quad (3.42)$$

where Δx , Δt and σ_{eff} all depend on σ and x . In other words, locally the geodesics take their zero temperature form (3.16) with accumulative finite temperature effects encoded in σ_{eff} and Δx and Δt .

A consequence of the above analysis is that the near-boundary segment of string, where nearly all the above-horizon string energy is located, is just a sum of null point particles moving on trajectories which locally take the zero temperature form (3.42) and which have energy $\varepsilon_{\text{particle}}(\sigma) = -\Pi_0^T(\sigma)$. As we noted above, in this near-boundary region it is appropriate to use the zero temperature gravitational bulk to boundary propagators. The boundary stress tensor induced by a single null particle of energy $\varepsilon_{\text{particle}}$ falling in the zero temperature AdS₅ geometry along a geodesic (3.42) was computed in ref. [41]. Their result reads

$$\langle T_{\text{particle}}^{\mu\nu} \rangle = \frac{\varepsilon_{\text{particle}}}{4\pi |\Delta \mathbf{x}|^2} \frac{\sin^4 \sigma_{\text{eff}}}{(1 - \Delta \hat{x} \cdot \mathbf{v})^3} \frac{\Delta x^\mu \Delta x^\nu}{|\Delta \mathbf{x}|^2} \delta(t - \Delta t - |\Delta \mathbf{x}|), \quad (3.43)$$

where $\Delta x^\mu \equiv \{t - \Delta t, \Delta \mathbf{x}\}$, $\Delta \mathbf{x} \equiv \{x - \Delta x, \mathbf{x}_\perp\}$, $\Delta \hat{x} \equiv \Delta \mathbf{x} / |\Delta \mathbf{x}|$, and $v \equiv \frac{dx_{\text{geo}}}{dt} = \cos \sigma_{\text{eff}}$. By linearity, the full expression for the stress induced by the near-endpoint segment of the string reads

$$\langle T_{\text{near-jet}}^{\mu\nu} \rangle = \int_{\sigma_*}^{\sigma_h} d\sigma \langle T_{\text{particle}}^{\mu\nu} \rangle. \quad (3.44)$$

The integrated flux Φ through a surface of constant x , eq. (2.2), therefore reads

$$\Phi = \frac{1}{4\pi} \int d\sigma \frac{-\Pi_0^T \sin^4 \sigma_{\text{eff}}}{(1 - \Delta \hat{x} \cdot \mathbf{v})^3} \frac{x - \Delta x}{|\Delta \mathbf{x}|^3}. \quad (3.45)$$

As we shall see below, in the $\sigma_* \rightarrow 0$ limit Φ has a parametrically high amplitude $\Phi(x, x_\perp = 0) \sim \sigma_*^{-5/2}$ with a parametrically small width $\bar{x}_\perp \sim \sqrt{\sigma_*}$. This justifies neglecting all other contributions to the flux except those coming from the near-endpoint segment of the string.

To proceed further it is useful to expand (3.45) in powers of $\sigma \sim \sigma_*$. To do so we assume $x/x_{\text{therm}} = \mathcal{O}(1)$ so $x \sim u_h/\sqrt{\sigma_*}$ and that $x_\perp \sim \sqrt{\sigma_*} u_h$. At small σ and in the near-boundary region (3.36), where $\hat{u} = \mathcal{O}(\sigma^0)$, we may approximate (3.40) as

$$\sigma_{\text{eff}}(\sigma, x) = \sigma \sqrt{1 + \hat{u}(\sigma, x)^4}. \quad (3.46)$$

Likewise, in the small σ_* limit we may use (3.37) to approximate

$$\hat{u}(\sigma, x) = F^{-1} \left(\sqrt{\frac{\sigma}{\sigma_h(x)}} \right). \quad (3.47)$$

Turning next to Δx and Δt , it follows from the geodesic equation (3.15) that $dx_{\text{geo}}/dt \approx 1$ in the near-boundary region (3.36). This means $\Delta x = \Delta t$. Likewise, it follows from the solution (3.19) to the geodesic equation that in the small σ limit we have

$$\Delta t(\sigma, x) = \Delta x(x, \sigma) = \frac{u_h}{\sqrt{\sigma}} \left[\frac{\Gamma(\frac{1}{4})^2}{4\sqrt{\pi}} \sqrt{\frac{\sigma}{\sigma_h(x)}} - \frac{\hat{u}(\sigma, x)}{\sqrt{1 + \hat{u}(\sigma, x)^4}} \right]. \quad (3.48)$$

Upon substituting eqs. (3.46) and (3.48) and the world sheet energy density (3.33) into (3.45) and expanding in powers of σ_* , we secure the leading order result

$$\Phi(x, x_\perp) = \sqrt{\frac{\lambda}{2\pi^4 \epsilon \psi_1}} \int_{\sigma_*}^{\sigma_h(x)} d\sigma \frac{\hat{u}(\sigma, x)^4}{u_h^2 [\sigma \hat{u}(\sigma, x)^2 + x_\perp^2 / u_h^2]^3} \frac{1}{\sqrt{\sigma - \sigma_*}}, \quad (3.49)$$

again with $\hat{u}(\sigma, x)$ given by (3.47).

Before proceeding further, several comments are in order:

1. We see from (3.23) and (3.47) that the integral in (3.49) only depends on x via the ratio x/x_{therm} . This means that upon making the rescalings $\sigma \rightarrow \sigma/\sigma_*$ and $x_\perp \rightarrow x_\perp/\sqrt{\sigma_*}$ and keeping x/x_{therm} fixed, the integral in (3.49) is given by $\sigma_*^{-5/2}$ multiplying an expression that has a finite $\sigma_* \rightarrow 0$ limit. Hence, as advertised above, as $\sigma_* \rightarrow 0$ we find that $\Phi(x, x_\perp)$ has a peak value at $x_\perp = 0$ that grows like $\sigma_*^{-5/2}$ and has a parametrically small width in x_\perp that scales like $\sigma_*^{1/2}$.
2. The integrand in (3.49) vanishes as $\sigma \rightarrow \sigma_h$ where, according to eqs. (3.37) and (3.38), \hat{u} grows unboundedly large. More precisely, the integrand at $\sigma = \sigma_h$ is suppressed in value since $\hat{u} = 1/\sqrt{\tan \sigma} \sim 1/\sqrt{\sigma_*}$ at the horizon and we took the $\sigma_* \rightarrow 0$ limit to derive (3.49). This means that contributions to Φ from the near-horizon segment of the string are suppressed in the $\sigma_* \rightarrow 0$ limit relative to those from the near-endpoint segment of the string.
3. We do not know how to evaluate the integral in (3.49) analytically. Nevertheless, by performing the aforementioned rescalings it is straightforward to evaluate it numerically in the $\sigma_* \rightarrow 0$ limit. In figure 6, we plot our result for $\Phi(x, x_\perp)$ in this limit.
4. As $x \rightarrow x_{\text{therm}}$, when the string endpoint falls towards the horizon and we exit the SSR, the approximations used to derive (3.49) and obtain figure 6 all break down. For example, when $x_{\text{therm}} - x \sim 1/T$, the near-endpoint geodesics curve downwards rapidly and are not well approximated by the tangents (3.42). Furthermore, as the string endpoint falls closer and closer to the horizon, the gravitational bulk to boundary problem cannot be solved using zero temperature Green functions. For any fixed small value of σ_* , meaning for any fixed large value of $x_{\text{therm}}T$, (3.49) and figure 6 are only good approximations as long as $x_{\text{therm}} - x \gtrsim 1/T$. In the $\sigma_* \rightarrow 0$ limit, $x_{\text{therm}}T \rightarrow \infty$ and the regime where they break down shrinks as a fraction of x_{therm} , and figure 6 is obtained in its entirety.

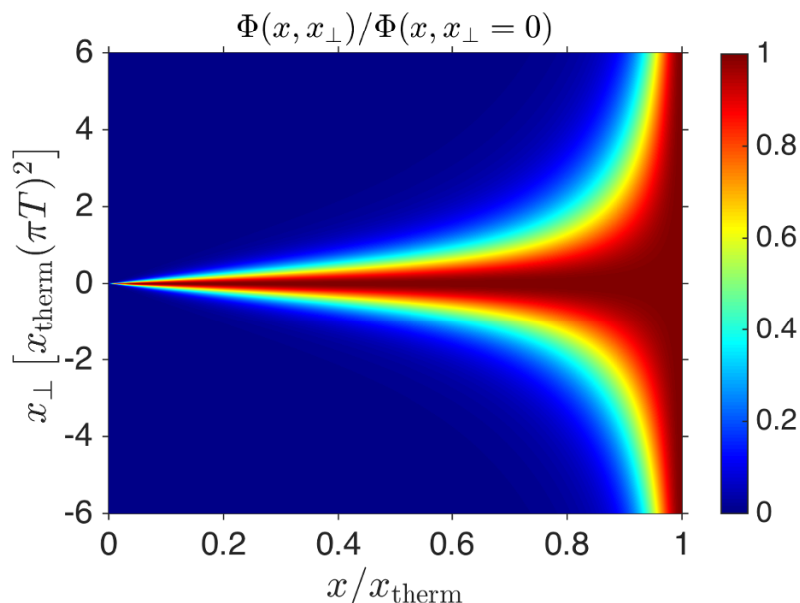


Figure 6. The color at a point in this plot depicts $\Phi(x, x_{\perp})$, the integrated flux of energy in the x -direction that passes through a point on the planar surface at a given value of x that is a given transverse distance x_{\perp} from the center of the jet. At each value of x , we normalize $\Phi(x, x_{\perp})$ relative to its maximum value at that x , namely $\Phi(x, 0)$. We have normalized x_{\perp} by a factor of x_{therm} in order to obtain a figure that is unchanging as the $\sigma_* \rightarrow 0$ limit is taken. This figure should be compared to the cartoon in figure 3. We shall take as our quantitative definition of the yellow region in that cartoon the region of the present figure in which $\Phi(x, x_{\perp})$ is more than half its maximum value $\Phi(x, 0)$; we could equally well have chosen a definition in which “half” was replaced, for example, by 10%.

5. In describing how the shape of the jet evolves as it propagates, we have focused entirely on its expansion in the x_{\perp} directions, transverse to its direction of motion x , as this transverse expansion defines the opening angle of the jet. That is, we have focused on the expansion of the vertical dimension of the red oval in the cartoons in figures 2 and 3. In our calculation, where we have worked to leading order in the $\sigma_* \rightarrow 0$ limit, the red oval has zero longitudinal thickness. This can be seen by substituting the small σ_* limits for Δt and Δx given in (3.48) into the expressions (3.43) and (3.44) for the near-jet stress-energy. The delta function in (3.43) becomes $\delta(t - \Delta t - |\Delta x|) = \delta(t - |\mathbf{x}|)$ which means that the longitudinal profile of the energy density depicted in the cartoons in figures 2 and 3 is a delta function. Of course, (3.48) is only valid in the SSR and to leading order in the $\sigma_* \rightarrow 0$ limit. We leave the calculation of the higher order corrections which smear out the delta function to future work.

With $\Phi(x, x_{\perp})$ in hand, we can now follow the prescription set out in section 2 to define the opening angle of the jet and follow its evolution as the jet propagates through the strongly coupled plasma. In the left panel of figure 7, we plot the transverse envelope function $\bar{x}_{\perp}(x)$, defined in eq. (2.3) as the half width at half maximum of Φ .² As in

²With the explicit result (3.49) for $\Phi(x, x_{\perp})$ available to us, we can now see why in section 2 we chose to

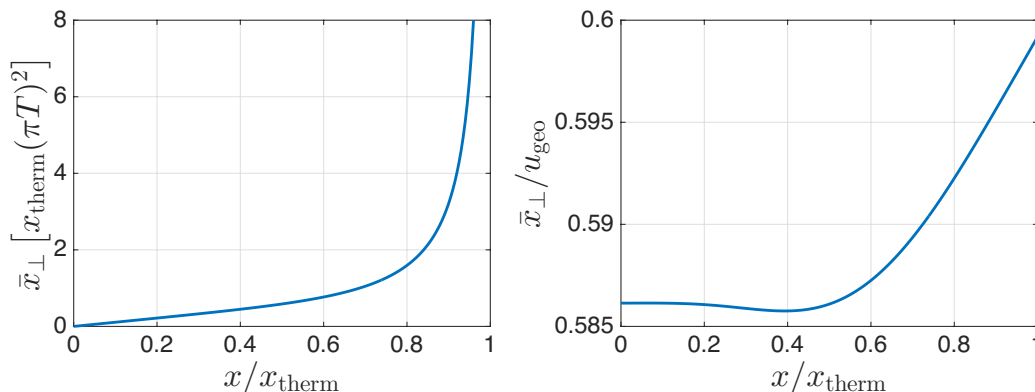


Figure 7. Left: the normalized transverse envelope function $\bar{x}_\perp(x)$. At small x we have $\bar{x}_\perp \propto x$. However, by $x/x_{\text{therm}} \sim 0.5$ the rate of growth of \bar{x}_\perp has begun to increase. As x increases further, $\bar{x}_\perp \sim \frac{1}{T^2 x_{\text{therm}}} \frac{1}{1-x/x_{\text{therm}}}$ until $x_{\text{therm}} - x \sim 1/T$ at which point $\bar{x}_\perp \sim 1/T$ and the jet thermalizes. Right: the ratio of the transverse envelope function $x_\perp(x)$ to the radial coordinate of the string endpoint. We see that $\bar{x}_\perp(x) \approx 0.59 u_{\text{geo}}(\sigma_*, x)$ to within 1.5% accuracy. This provides quantitative confirmation of a basic qualitative feature of the intuition underlying this application of the gauge/gravity correspondence, namely that the transverse size of the jet in the boundary gauge theory is encoded in the dual gravitational description by how far the endpoint of the string has fallen below the AdS boundary, down toward the black hole horizon. The conclusion that the opening angle of the jet is encoded by the downward angle of the black curve in figure 5 follows directly from this result.

figure 6, in making the plot we have normalized \bar{x}_\perp by a factor of x_{therm} so that we can plot a quantity that is fixed in the $\sigma_* \rightarrow 0$ limit. The envelope function $\bar{x}_\perp(x)$ plotted in figure 7 is of course a constant-color contour of figure 6. At first \bar{x}_\perp grows linearly in x with rate

$$\bar{x}_\perp = \beta \sigma_* x, \quad \beta \approx 0.5861519. \tag{3.50}$$

However, by $x/x_{\text{therm}} \sim 0.5$ the rate of growth of \bar{x}_\perp has begun to increase. Since $\hat{u}(\sigma_*, x)$ diverges as $x \rightarrow x_{\text{therm}}$ à la eqs. (3.37) and (3.38), it follows that as $x \rightarrow x_{\text{therm}}$ as long as the jet is within the SSR we must have the divergence

$$\bar{x}_\perp \sim \frac{1}{T^2 x_{\text{therm}}} \frac{1}{1-x/x_{\text{therm}}}. \tag{3.51}$$

However, when $x_{\text{therm}} - x \sim 1/T$ and the jet leaves the SSR, we see from (3.51) that the transverse size of the jet has grown to $\bar{x}_\perp \sim \frac{1}{T}$.

define the opening angle of the jet via $\bar{x}_\perp(x)$ rather than via a moment of Φ , say $\langle x_\perp(x) \rangle \equiv \frac{\int x_\perp^2 \Phi(x, x_\perp) dx_\perp}{\int x_\perp \Phi(x, x_\perp) dx_\perp}$. Explicit evaluation shows that the leading order contribution to $\langle x_\perp \rangle$ in the $\sigma_* \rightarrow 0$ limit, i.e. in the small opening angle limit, is divergent. The divergence reflects the fact that $\Phi(x, x_\perp)$ falls off so slowly at large x_\perp that $\langle x_\perp(x) \rangle$ is parametrically larger than \bar{x}_\perp . In fact, as $\sigma_* \rightarrow 0$ and the jet opening angle defined from the half width at half maximum \bar{x}_\perp scales to zero proportionally, the moment $\langle x_\perp(x) \rangle$ instead stays nonzero.

In the right panel of figure 7 we plot $\bar{x}_\perp(x)/u_{\text{geo}}(\sigma_*, x)$. As is evident from the figure, the transverse envelope of the jet can be approximated by³

$$\bar{x}_\perp(x) \approx 0.59 u_{\text{geo}}(\sigma_*, x) \tag{3.52}$$

to within 1.5% accuracy. In other words, up to an $\mathcal{O}(1)$ normalization factor whose value depends on an arbitrary choice of the definition of the width of the jet, the radial coordinate of the string endpoint gives the transverse width of the jet. Indeed, using the small σ limit of (3.18) we see that the integrand in (3.49) is

$$\int_{\sigma_*}^{\sigma_h} d\sigma \frac{\hat{u}^4}{u_h^2 [\sigma \hat{u}^2 + x_\perp^2/u_h^2]^3} \frac{1}{\sqrt{\sigma - \sigma_*}} = \int_{\sigma_*}^{\sigma_h} d\sigma \frac{u_{\text{geo}}^4}{[u_{\text{geo}}^2 + x_\perp^2]^3} \frac{1}{\sigma^2 \sqrt{\sigma - \sigma_*}}. \tag{3.53}$$

The width of the integrand is just $\sim u_{\text{geo}}(\sigma, x)$ weighted by the world sheet energy (3.33), which diverges at the string endpoint. Therefore, it is natural that $\bar{x}_\perp(x)$ is approximately proportional to $u_{\text{geo}}(\sigma_*, x)$.

In the small angle limit, the opening angle of the jet that we defined in eq. (2.1) is given by

$$\theta_{\text{jet}} = \frac{d\bar{x}_\perp}{dx}. \tag{3.54}$$

In the left panel of figure 8 we plot $\theta_{\text{jet}}/\theta_{\text{jet}}^{\text{init}}$ as a function of x/x_{therm} . From (3.50) it follows that at small x the opening angle is almost constant, hardly changing from its initial value

$$\theta_{\text{jet}}^{\text{init}} = \beta \sigma_*. \tag{3.55}$$

Upon solving for σ_* and plugging this result into the expression (3.22) for the thermalization distance, we obtain eq. (1.4) in the Introduction, namely

$$x_{\text{therm}} = \frac{1}{T} \sqrt{\frac{\kappa}{\theta_{\text{jet}}^{\text{init}}}}, \tag{3.56}$$

with

$$\kappa = \frac{\Gamma(\frac{1}{4})^4}{16\pi^3} \beta \approx 0.204157. \tag{3.57}$$

We now see that the total distance that a jet can travel through plasma before thermalizing is entirely determined by the temperature and the initial opening angle alone. The initial energy of the jet need not be known, although as we shall see in section 3.3 it must be greater than some minimal value that depends on the initial opening angle.

Mirroring the behavior of \bar{x}_\perp , after initially increasing only very slowly, by $x/x_{\text{therm}} \sim 0.5$ the rate of growth of θ_{jet} has begun to increase. As x increases further, as long as the jet is in the SSR we can see from (3.54), (3.51) and (3.56) that θ_{jet} increases like

$$\theta_{\text{jet}} \sim \frac{\theta_{\text{jet}}^{\text{init}}}{\left[1 - \frac{x}{x_{\text{therm}}}\right]^2}. \tag{3.58}$$

³Note that if we had chosen to define $\bar{x}_\perp(x)$ as the half width at 10% of maximum of Φ instead of the half width at half maximum, which is to say if we had chosen a constant-color contour of figure 6 in the deep-blue rather than in the mid-green, we would have obtained $\beta \approx 1.31009$ in (3.50) and would have concluded here that $\bar{x}_\perp(x) \approx 1.34 u_{\text{geo}}(\sigma_*, x)$ to within 2.5% accuracy.

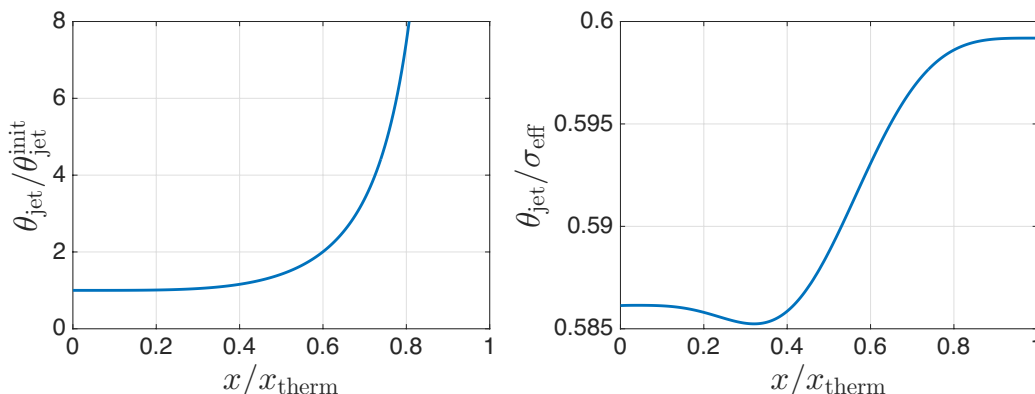


Figure 8. Left: the jet opening angle θ_{jet} , in units of its initial value $\theta_{\text{jet}}^{\text{init}}$, as a function of x/x_{therm} . The opening angle is almost constant until $x/x_{\text{therm}} \sim 0.5$. As x increases further, θ_{jet} increases like $\theta_{\text{jet}} \sim \frac{\theta_{\text{jet}}^{\text{init}}}{[1-x/x_{\text{therm}}]^2}$, until $\theta_{\text{jet}} = \mathcal{O}(1)$ when $x_{\text{therm}} - x \sim 1/T$ and the jet thermalizes. The figure is drawn in the limit $\sigma_* \rightarrow 0$, meaning in the limit in which $\theta_{\text{init}} \rightarrow 0$ and $x_{\text{therm}}T \rightarrow \infty$; in this limit, θ_{jet} becomes of order 1 and the jet thermalizes when x/x_{therm} is arbitrarily close to 1. Right: the ratio of the jet opening angle $\theta_{\text{jet}}(x)$ to the angle $\sigma_{\text{eff}}(\sigma_*, x)$ that the string endpoint trajectory makes with the boundary. We have $\theta_{\text{jet}} \approx 0.59 \sigma_{\text{eff}}$ for all x/x_{therm} to within 1.5% accuracy. Therefore, the local jet opening angle is determined by the local angle the string endpoint trajectory makes with the AdS boundary, which is to say by the downward angle of the black curve in figure 5. As gravity in the bulk makes the endpoint curve downward towards the horizon, the opening angle of the jet on the boundary increases.

When $x_{\text{therm}} - x \sim 1/T$, the jet exits the SSR, our analysis breaks down, and the jet is no longer crisply defined. This occurs when θ_{jet} has increased to the point that $\theta_{\text{jet}} = \mathcal{O}(1)$. We therefore conclude that the jet thermalizes when its opening angle is of order 1 and its transverse size is of order $1/T$.

In the right panel of figure 8 we plot the jet angle normalized by $\sigma_{\text{eff}}(\sigma_*, x)$. Again, we see that

$$\theta_{\text{jet}}(x) \approx 0.59 \sigma_{\text{eff}}(\sigma, x), \tag{3.59}$$

to within 1.5% accuracy. This simply follows from (3.52) and the small angle limit of the definition of σ_{eff} in (3.39). Via eqs. (3.46), (3.47), and (3.23), we therefore obtain

$$\frac{\theta_{\text{jet}}(x)}{\theta_{\text{jet}}^{\text{init}}} \approx \sqrt{1 + \left[F^{-1} \left(\frac{x}{x_{\text{therm}}} \right) \right]^4}, \tag{3.60}$$

stated in the Introduction in eq. (1.5). The expansion (1.7) is then obtained by expanding this result in powers of x/x_{therm} . Equivalently, we can start by expanding the r.h.s. of (3.19) in powers of \hat{u} , since \hat{u} is small when $\hat{x} \sim x/x_{\text{therm}}$ is small, obtaining

$$\hat{x} = \frac{\Gamma(\frac{1}{4})^2}{4\sqrt{\pi}} \hat{u} \left[1 - \frac{1}{10} \hat{u}^4 + \frac{1}{24} \hat{u}^8 - \frac{5}{208} \hat{u}^{12} + \dots \right], \tag{3.61}$$

then invert this series obtaining the small \hat{x} expansion of \hat{u} , and then substitute the resulting series into (3.46) and expand again, obtaining the small \hat{x} expansion of σ_{eff} which,

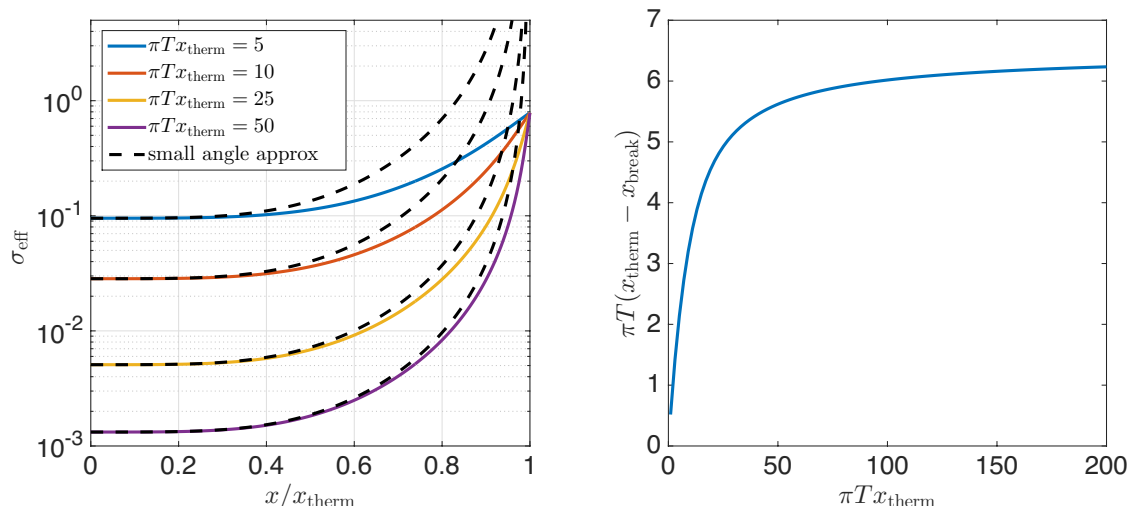


Figure 9. Left: the exact result for $\sigma_{\text{eff}}(\sigma_*, x)$, given in (3.40), and the small angle approximation for $\sigma_{\text{eff}}(\sigma_*, x)$, given in (3.46), for $\sigma_* = 0.0952, 0.0284, 0.00509$ and 0.00132 which yield the values of x_{therm} given in the legend. The small-angle approximation works well until $x_{\text{therm}} - x = \mathcal{O}(1/T)$. At larger x , beyond the SSR, all the colored curves converge to the common value $\sigma_{\text{eff}}(\sigma_*, x_{\text{therm}}) \approx \pi/4$, corresponding to the fact discussed above that all the blue geodesics in the SSR in figure 5 strike the horizon at the same angle. Although σ_{eff} remains well defined beyond the SSR, there is no well-defined jet opening angle in this regime. We can define x_{break} as the x at which the small angle approximation for $\sigma_{\text{eff}}(\sigma_*, x)$ is 25% greater than the exact result. Right: we see that $x_{\text{therm}} - x_{\text{break}} \sim 2/T$ in the small σ_* , large $x_{\text{therm}}T$, limit and is less than that at larger σ_* .

using (3.18), takes the form

$$\frac{\sigma_{\text{eff}}(\sigma_*, x)}{\sigma_*} = \left[1 + \frac{1}{2} \left(\frac{x\sqrt{\sigma_*}}{u_h} \right)^4 + \frac{3}{40} \left(\frac{x\sqrt{\sigma_*}}{u_h} \right)^8 + \frac{11}{1200} \left(\frac{x\sqrt{\sigma_*}}{u_h} \right)^{12} + \dots \right]. \quad (3.62)$$

Using (3.59) and (3.22) and defining a as in (1.8), we obtain (1.7), as stated in the Introduction.

We close this section by comparing the exact result for $\sigma_{\text{eff}}(\sigma_*, x)$, given in (3.40), to the small-angle approximation of $\sigma_{\text{eff}}(\sigma_*, x)$ given (3.46). This comparison is useful because it gives one an estimate of the domain of utility of our approximations for finite x_{therm} . How big is the SSR for some given x_{therm} ? In figure 9 we show the comparison between eqs. (3.40) and (3.46) at various values of $x_{\text{therm}}T$. We see from the figure that the small angle approximation works very well where σ_{eff} is almost constant and for the portion of its upward rise up until $x_{\text{therm}} - x \sim 2/T$. The range of x where the colored curve peels away from its dashed approximation therefore corresponds to the range of x where the string leaves the SSR and our analysis of the energy loss rate and opening angle evolution breaks down. Simply put, beyond this point, the instantaneous energy loss rate and opening angle are not crisply defined as the jet blurs as it thermalizes.

3.3 Rate of energy loss

We now perform the holographic computation of the rate at which the jet loses energy to hydrodynamic modes of the plasma, which is to say the rate at which energy flows through the yellow sphere in figure 2. As we discussed in section 2, in order to compute the rate of energy loss dE_{jet}/dt of the jet in the boundary gauge theory, we need the transverse traceless mode of the stress tensor of the boundary gauge theory. From the relationship between the $\mathcal{N} = 4$ SYM stress and the metric perturbation H_{MN} , eq. (3.5), it is clear that the transverse traceless mode of the SYM stress is encoded in the transverse traceless mode of H_{MN} , which in turn is sourced by the string stress tensor J^{MN} that we obtained in eq. (3.34). We now develop these relationships explicitly.

Let

$$\tilde{H}_{MN}(\omega, \mathbf{q}) \equiv \int dt d^3x H_{MN}(t, \mathbf{x}, u) e^{i\omega t} e^{-i\mathbf{q}\cdot\mathbf{x}} \quad (3.63)$$

be the Fourier transform of $H_{MN}(t, \mathbf{x}, u)$ and define the transverse traceless gravitational mode

$$Z_{ab} \equiv \left[\epsilon_a^i \epsilon_b^j - \frac{1}{2} \delta_{ab} \epsilon_c^i \epsilon_c^j \right] \tilde{H}_{ij}(\omega, \mathbf{q}, u). \quad (3.64)$$

It is then straightforward to show from the linearized Einstein field equations (3.3) that Z_{ab} obeys the ordinary differential equation [16]

$$Z''_{ab} + A Z'_{ab} + B Z_{ab} = S_{ab}, \quad (3.65)$$

where $' \equiv \partial_u$ and

$$A \equiv \frac{uf' - 3f}{uf}, \quad B \equiv -\frac{q^2 f - \omega^2}{f^2}, \quad S_{ab} \equiv -\frac{16\pi G_{\text{Newton}}}{f} \left[\epsilon_a^i \epsilon_b^j - \frac{1}{2} \delta_{ab} \epsilon_c^i \epsilon_c^j \right] \tilde{J}_{ij}, \quad (3.66)$$

with \tilde{J}_{MN} the Fourier transform of the string stress tensor J_{MN} and $q = |\mathbf{q}|$. With the boundary condition $\lim_{u \rightarrow 0} H_{MN} = 0$, the ODE (3.65) implies that Z_{ab} has the near-boundary asymptotic behavior

$$Z_{ab}(\omega, \mathbf{q}, u) \sim u^4 Z_{ab}^{(4)}(\omega, \mathbf{q}) + O(u^5), \quad (3.67)$$

with

$$Z_{ab}^{(4)}(\omega, \mathbf{q}) = \left[\epsilon_a^i \epsilon_b^j - \frac{1}{2} \delta_{ab} \epsilon_c^i \epsilon_c^j \right] \tilde{H}_{ij}^{(4)}(\omega, \mathbf{q}). \quad (3.68)$$

From the definition of the transverse traceless mode of the SYM stress in eq. (2.13), and the relationship between $H_{\mu\nu}^{(4)}$ and $\langle \Delta T^{\mu\nu} \rangle$ in eq. (3.5), we therefore conclude that the transverse traceless mode of the boundary gauge theory stress tensor, defined in (2.13), is given by

$$\mathcal{T}_{ab}(\omega, \mathbf{q}) = \frac{L^3}{4\pi G_{\text{Newton}}} Z_{ab}^{(4)}(\omega, \mathbf{q}). \quad (3.69)$$

Therefore, computing the long wavelength limit of \mathcal{T}_{ab} is tantamount to solving (3.65) in the long wavelength limit.

To solve (3.65) we construct a Green's function $\mathcal{G}(\omega, \mathbf{q}, u, u')$ out of homogeneous solutions $g_>$ and $g_<$,

$$\mathcal{G}(\omega, \mathbf{q}, u, u') = \frac{g_<(\omega, \mathbf{q}, u_<)g_>(\omega, \mathbf{q}, u_>)}{W(\omega, \mathbf{q}, u')}, \quad (3.70)$$

where W is the Wronskian of $g_<$ and $g_>$. The appropriate homogeneous solutions are dictated by boundary conditions. The differential operator in (3.65) has singular points at $u = 0$ and $u = u_h$. At $u = 0$ the indicial exponents are 0 and 4 while at $u = u_h$ they are $\pm i\omega u_h/4$. Vanishing of Z_{ab} at the boundary requires $g_< \rightarrow 0$ as $u \rightarrow 0$, while the requirement that the black hole not radiate requires $g_> \sim (u - u_h)^{-i\omega u_h/4}$ as $u \rightarrow u_h$. We choose normalization so that $g_< = u^4 + \mathcal{O}(u^5)$. With this choice, the coefficient $Z_{ab}^{(4)}$ reads

$$Z_{ab}^{(4)}(\omega, \mathbf{q}) = \int_0^{u_h} du \frac{g_>(\omega, \mathbf{q}, u)}{W(\omega, \mathbf{q}, u)} S_{ab}(\omega, \mathbf{q}, u). \quad (3.71)$$

The integrand has two pieces, one coming from the homogeneous solutions and one coming from the string stress tensor. We take them in turn.

In the long wavelength limit $\omega, q \rightarrow 0$, the homogeneous solutions to eq. (3.65) can be computed analytically and read $g_< = -u_h^4 \log f$ and $g_> = 1$. We therefore secure the long wavelength asymptotic behavior

$$\frac{g_>(\omega, \mathbf{q}, u)}{W(\omega, \mathbf{q}, u)} = -\frac{f}{4u^3} + \mathcal{O}(q), \quad (3.72)$$

that is the first ingredient needed in order to evaluate (3.71) and hence (3.65) at long wavelengths.

Next, we need S_{ab} . We choose polarization vectors

$$\epsilon_1 = \frac{q}{q_\perp} \hat{q} \times (\hat{x} \times \hat{q}), \quad \epsilon_2 = \frac{q}{q_\perp} \hat{x} \times \hat{q}, \quad (3.73)$$

with $\hat{q} = \mathbf{q}/q$ and $q_\perp = |\mathbf{q} - (\hat{x} \cdot \mathbf{q})\hat{x}|$. Fourier transforming the string stress (3.34), we obtain

$$\tilde{J}_{ij}(\omega, \mathbf{q}, u) = -\frac{u^3}{L^3} \int d\sigma \frac{\hat{x}^i \hat{x}^j}{\xi(\sigma) \sqrt{\xi(\sigma)^2 - f(u)}} \Pi_0^T(\sigma) e^{i\omega t_{\text{geo}}(\sigma, u) - iq_x x_{\text{geo}}(\sigma, u)}, \quad (3.74)$$

where $t_{\text{geo}}(\sigma, u)$ is given by the solution to $u_{\text{geo}}(t = t_{\text{geo}}, \sigma) = u$ and $x_{\text{geo}}(\sigma, u)$ is given by eq. (3.19). Using eqs. (3.74), (3.73) and (3.66), the source S_{ab} reads

$$S_{11}(\omega, \mathbf{q}, u) = \frac{8\pi G_{\text{Newton}} u^3}{L^3 f(u)} \left(\frac{q_\perp}{q}\right)^2 \int d\sigma \frac{\Pi_0^T(\sigma)}{\xi(\sigma) \sqrt{\xi(\sigma)^2 - f(u)}} e^{i\omega t_{\text{geo}}(\sigma, u) - iq_x x_{\text{geo}}(\sigma, u)}, \quad (3.75a)$$

$$S_{2a}(\omega, \mathbf{q}, u) = S_{a2}(\omega, \mathbf{q}, u) = 0. \quad (3.75b)$$

We now have all the pieces needed to evaluate (3.71). Using the long wavelength solution (3.72) and the source (3.75), we conclude from (3.71) that the long wavelength limit of the coefficient $Z_{ab}^{(4)}$ is given by

$$Z_{11}^{(4)}(\omega, \mathbf{q}) = -\frac{2\pi G_{\text{Newton}}}{L^3} \left(\frac{q_\perp}{q}\right)^2 \int d\sigma \frac{\Pi_0^T(\sigma)}{\xi(\sigma)} \int_0^{u_h} du \frac{1}{\sqrt{\xi(\sigma)^2 - f(u)}} e^{i\omega t_{\text{geo}}(\sigma, u) - iq_x x_{\text{geo}}(\sigma, u)}, \quad (3.76a)$$

$$Z_{2a}^{(4)}(\omega, \mathbf{q}) = Z_{a2}^{(4)}(\omega, \mathbf{q}) = 0. \quad (3.76b)$$

We wish to evaluate the radial integral in (3.76a) in the limit $x_{\text{therm}} \gg 1/T$ with ωx_{therm} and $q_x x_{\text{therm}}$ fixed. The integral is dominated by $u \sim \sqrt{\sigma} u_h$. In the region $u \sim \sqrt{\sigma} u_h$ the geodesic equations (3.15) imply $t_{\text{geo}} \approx x_{\text{geo}}$. Furthermore, we see from the geodesic equations (3.15) that $\frac{dx_{\text{geo}}}{du} = \frac{1}{\sqrt{\xi^2 - f}}$. This means the radial integrand in (3.76a) reads

$$\frac{1}{\sqrt{\xi(\sigma)^2 - f(u)}} e^{i\omega t_{\text{geo}}(\sigma, u) - iq_x x_{\text{geo}}(\sigma, u)} \approx \frac{1}{i(\omega - q_x)} \frac{\partial}{\partial u} e^{i(\omega - q_x)x_{\text{geo}}(\sigma, u)}. \quad (3.77)$$

Therefore, in the IR the radial integral in (3.76a) evaluates to

$$\int_0^{u_h} du \frac{1}{\sqrt{\xi(\sigma)^2 - f(u)}} e^{i\omega t_{\text{geo}}(\sigma, u) - iq_x x_{\text{geo}}(\sigma, u)} = \frac{1}{i(\omega - q_x)} \left[e^{i(\omega - q_x)x_{\text{stop}}(\sigma)} - 1 \right], \quad (3.78)$$

where we have used $x_{\text{geo}}(\sigma, u = u_h) = x_{\text{stop}}(\sigma)$.

Using (3.78), (3.76a) and (3.69), we therefore conclude that the long wavelength limit of the transverse traceless mode of the gauge theory stress tensor reads

$$\mathcal{T}_{11}^{(4)}(\omega, \mathbf{q}) = \frac{1}{2} \left(\frac{q_{\perp}}{q} \right)^2 \frac{1}{i(\omega - q_x)} \int d\sigma \Pi_0^{\tau}(\sigma) [1 - e^{i(\omega - q_x)x_{\text{stop}}(\sigma)}], \quad \mathcal{T}_{2a} = \mathcal{T}_{a2} = 0. \quad (3.79)$$

We have achieved our goal; what remains is interpreting (3.79) and understanding its consequences.

Eq. (3.79), should be compared to the expected form in eq. (2.14). Substituting both $\mathbf{V} \approx \hat{x}$ and the polarization vectors (3.73) into (2.14), and comparing to (3.79), we see that the jet energy \tilde{E}_{jet} must be given by

$$\tilde{E}_{\text{jet}}(\omega) = \frac{1}{i\omega} \int d\sigma \Pi_0^{\tau}(\sigma) [1 - e^{i\omega x_{\text{stop}}(\sigma)}]. \quad (3.80)$$

Fourier transforming back to real space, the leading order derivative expansion of the jet energy reads

$$E_{\text{jet}}(t) = - \int d\sigma \Pi_0^{\tau}(\sigma) [\theta(t) - \theta(t - x_{\text{stop}}(\sigma))]. \quad (3.81)$$

The first term in (3.81) just corresponds to the energy added when the jet is created while the second encodes the energy loss of the jet while it propagates through the plasma. Using the fact that the jet moves at nearly the speed of light, the energy lost per unit distance traveled reads

$$\frac{dE_{\text{jet}}}{dx} = -\Pi_0^{\tau}(\sigma_h) \frac{d\sigma_h}{dx}, \quad (3.82)$$

where σ_h is given in (3.23). In the dual gravitational picture, the energy loss rate (3.82) is nothing more than the rate at which the string's energy flows into the horizon. This was introduced as a definition in ref. [30]. We now see that this is indeed the natural definition, as it is equivalent to defining the energy loss rate in the field theory as the rate at which energy flows into hydrodynamic modes, which is to say the rate at which energy flows through the yellow sphere in figure 2.

Using eqs. (3.33), (3.23) and (3.22), it is a straightforward exercise to show that (3.82) yields

$$\frac{1}{E_{\text{init}}} \frac{dE_{\text{jet}}}{dx} = - \frac{4x^2}{\pi x_{\text{therm}}^2 \sqrt{x_{\text{therm}}^2 - x^2}}, \quad (3.83)$$

our result for the rate of energy loss, given in the Introduction as eq. (1.10), discussed there extensively, and derived previously in ref. [30], with the initial energy given by

$$E_{\text{init}} = \frac{\sqrt{\lambda}}{4\sqrt{2\epsilon\psi_1}} \frac{1}{\sigma_*^{3/2}}, \quad (3.84)$$

as can also be seen by evaluating (3.81) at $t = 0^+$ using (3.33).

As in our calculation of the evolution of the opening angle of the jet in section 3.2, these expressions are valid only in the SSR. In the $x_{\text{therm}}T \rightarrow \infty$ limit, the SSR extends to x/x_{therm} arbitrarily close to 1, meaning that (3.83) can be used until $E_{\text{jet}}/E_{\text{init}}$ is arbitrarily close to 0. For jets with a large but finite $x_{\text{therm}}T$, meaning a small but nonzero initial opening angle, (3.83) breaks down where $x_{\text{therm}} - x \sim 1/T$ and the jet leaves the SSR. E_{init} is the energy of the jet when it enters the SSR. It is impossible to define the jet energy from the distribution of energy along the string before the string enters the SSR because at the moment of its creation the string describes gluon fields around its creation event as well as the jet, and we need to wait for the jet to separate from extraneous, transient, gluonic excitations which are not comoving with the jet and which therefore fall into the horizon within a time of order $1/T$ before defining E_{jet} . In the $x_{\text{therm}}T \rightarrow \infty$ limit, the jet enters the SSR at a value of x/x_{therm} that is arbitrarily close to 0, and the result (3.83) can be applied for $0 < x/x_{\text{therm}} < 1$ and describes the evolution of E_{jet} from E_{init} to 0.

Upon solving (3.84) for σ_* and substituting into (3.22) and (3.55), we obtain the relationship between the initial energy and both the thermalization distance and the initial opening angle:

$$x_{\text{therm}} = \frac{1}{T} \left(\frac{E_{\text{init}}}{E_0} \right)^{1/3}, \quad \theta_{\text{jet}}^{\text{init}} = \kappa \left(\frac{E_{\text{init}}}{E_0} \right)^{-2/3}, \quad (3.85)$$

both results that we gave in the Introduction, namely eqs. (1.3) and (1.2), now with an explicit expression for the energy scale E_0 :

$$E_0 \equiv \frac{1}{\Gamma(\frac{1}{4})^6} \left(\frac{128 \pi^9 \lambda}{\epsilon \psi_1} \right)^{1/2}. \quad (3.86)$$

The preparation of the initial state of the string enters E_0 , and hence our results (1.2) and (1.3), only through the constant ψ_1 defined in (3.32). We see from (1.2) and (3.86) that E_{init} is fully specified by $\theta_{\text{jet}}^{\text{init}}$ and ψ_1 . Through (1.4) we see that $\theta_{\text{jet}}^{\text{init}}$ and T specify x_{therm} meaning that (through (1.10) or (1.11) and (1.5) or (1.7)) $\theta_{\text{jet}}^{\text{init}}$, ψ_1 and T fully specify the rate of energy loss and the evolution of the jet opening angle as the jet propagates through the plasma.

What is the gravitational origin of the divergence in $\frac{dE_{\text{jet}}}{dx}$ as $x \rightarrow x_{\text{therm}}$ that is apparent in (3.83)? The opening string boundary conditions require that the string endpoint moves

at the speed of light. This in turn means that $\Pi_0^r(\sigma)$ must diverge at the endpoint, as eq. (3.33) demonstrates, since the string has finite tension. As $x \rightarrow x_{\text{therm}}$, the flux of energy into the horizon must increase because more and more of the near-endpoint geodesics fall into the horizon. Simply put, the dramatic increase in the energy loss rate as $x \rightarrow x_{\text{therm}}$ encodes the fact that the string endpoint energy density is divergent and the last to fall into the horizon.

The relationship between the initial opening angle and the initial energy of the jet depends on the details of how the state is prepared, details that are encoded in the value of E_0 . We can now see why E_0 must have a minimum value. From (3.86) we see that decreasing E_0 corresponds to increasing $\epsilon \psi_1$. However, this cannot be done without bound, since the geometric optics expansion (3.11) will eventually break down. Equating derivatives of the zeroth and first order terms in the geometric expansion, $\partial_\sigma x_{\text{geo}} \sim \epsilon \partial_\sigma \delta x_{(1)}$, via eqs. (3.18), (3.19), (3.27) and (3.33) we estimate that the geometric optics expansion breaks down when $\epsilon \psi_1 \sim 1/T^2$, which means $\min(E_0) \sim \sqrt{\lambda}T$. Equivalently, this means that the dimensionless constant \mathcal{C} introduced in the Introduction via $E_0 = T\sqrt{\lambda}/\mathcal{C}^3$ has a maximum value which is of order 1. Indeed, both analytical arguments and numerical solutions to the string equation of motion suggest that the maximum value of \mathcal{C} ranges between 0.5 and 1 [19, 27]. The fact that E_0 has a minimum possible value corresponds to the statement that jets with a given $\theta_{\text{jet}}^{\text{init}}$ can have any initial energy E_{init} above some minimum possible value, or to the statement that jets with a given E_{init} must have initial opening angles greater than some minimum possible value. Knowing the initial energy of a jet requires knowing both its initial opening angle and the details of how it was prepared that are encoded in ψ_1 and hence E_0 . Therefore, the relationship between the initial energy of the jet and its thermalization distance also depends on these details. But, the relationship between the initial opening angle of the jet and its thermalization distance is independent of any details concerning how the state is prepared; it is fully specified by (1.4). This is one of the central lessons we learn from our calculation.

While we have obtained the energy loss rate from the rate that energy flows into IR modes, we note that we could have equally well obtained the energy loss rate from the rate that energy leaves UV modes. Specifically, it must be that

$$\frac{dE_{\text{jet}}}{dt} = \frac{d}{dt} \int d^3x \langle T_{\text{near-jet}}^{00} \rangle, \tag{3.87}$$

with $\langle T_{\text{near-jet}}^{00} \rangle$ given in (3.44). Indeed, a straightforward calculation shows this to be the case.

4 Qualitative lessons for jets in heavy ion collisions

We have provided a complete summary of all of our central results, in their own context, in the Introduction. That is, we described the conclusions that we draw from our results and their many consequences and implications for the behavior of the jets in $\mathcal{N} = 4$ SYM theory that we have analyzed. We shall not repeat these conclusions and observations here. Our purpose in this section is to speculate as to how one may draw qualitative lessons for jets in QCD, as produced and subsequently quenched in heavy ion collisions, from our results.

As we already noted in section 1, there are two broad paths possible here. The more conservative approach is to observe that perturbative QCD does a fine job of describing the high-momentum-transfer physics of jet production and jet fragmentation, and conclude that we should use insights gleaned from calculations in strongly coupled $\mathcal{N} = 4$ SYM theory only to guide how we treat the low-momentum-transfer interactions between the individual partons within a QCD jet shower and the strongly coupled quark-gluon plasma in which they find themselves. The first steps down this path have been taken in refs. [31, 33], with the construction of a hybrid model that utilizes the form of the expressions (1.10) and (1.3) that we have rederived for the rate of energy loss dE_{jet}/dx of $\mathcal{N} = 4$ SYM jets to describe the rate of energy loss of partons in a shower that is otherwise as described by perturbative QCD. Our work supports this approach via rederiving (1.10) and (1.3) without assuming a slab of plasma and with dE_{jet}/dx defined entirely within the gauge theory. It is interesting to ask how our results concerning the opening angle of the $\mathcal{N} = 4$ SYM theory jets that we have analyzed can inform future extensions of the hybrid model of refs. [31, 33]. Its simplest incarnation which has been used to this point relies upon (1.3) with a single, in effect average, value of $E_0/(T\sqrt{\lambda})$ that has been obtained for jets in quark-gluon plasma via a fit to heavy ion collision data. From (1.2) we now see that for a given E_{init} the constant E_0 is different for jets with different initial opening angles. So, possible extensions to the hybrid model could either introduce a probability distribution for E_0 reflecting the distribution of initial opening angles or could directly relate E_0 to the initial energy and initial opening angle of each jet in a Monte Carlo sample according to (1.2), in effect introducing an initial-opening-angle-dependent E_0 rather than fitting a single average value in units of $T\sqrt{\lambda}$. After extending the model in this way one could then use (1.4) to fix x_{therm} for each jet after which the energy lost by each parton in that jet could be described by (1.10) as in refs. [31, 33]. In implementing this procedure, the value of the constant κ in (1.2) and (1.4) could be allowed to float, fitting it to data in order to incorporate the differences between quark-gluon plasma and $\mathcal{N} = 4$ SYM plasma. Another possible extension would be to somehow encode our result (1.7) for how the opening angle of the $\mathcal{N} = 4$ SYM jets increases as they propagate in a probability distribution for the transverse kicks that the partons in a perturbative QCD shower receive as they propagate through strongly coupled quark-gluon plasma, adding the effects of such kicks to the hybrid model of refs. [31, 33].

The more ambitious approach is to try to use insights gleaned from our results for $\mathcal{N} = 4$ SYM jets to obtain qualitative insights into the behavior of QCD jets in their entirety, without relying on a perturbative QCD parton-by-parton description of the jets at all. In the remainder of this section, we look toward a variety of possible comparisons between the behavior of $\mathcal{N} = 4$ SYM jets and the behavior of jets in heavy ion collisions, as described perturbatively or as measured in experiments:

- It is interesting that, as we explain in full in appendix A, we find that the ratio of the initial jet mass to the initial jet energy $M_{\text{init}}/E_{\text{init}}$ is not a good proxy for the jet opening angle θ_{jet} , because it is sensitive to the contribution of the “tails” of the jets at angles that are substantially greater than θ_{jet} . This supports the use of

measures of the jet opening angle that, like the half width at half maximum definition of θ_{jet} that we have employed, are defined from the jet shape, a quantity which has been measured in heavy ion collisions [42]. Via suitable modelling in a Monte Carlo study, it may also be possible to relate such measures to the ratios of the inclusive cross-sections for the production of jets reconstructed from experimental data using different values of the radius parameter R in the anti- k_T reconstruction algorithm as in refs. [43, 44].

- Perhaps our most interesting result is the relationship (1.4) between x_{therm} and $\theta_{\text{jet}}^{\text{init}}$. Together with (1.10), this tells us that jets with a smaller (larger) initial opening angle lose less (more) energy. At a qualitative level, this is also certainly the case for jets in perturbative QCD, for the simple reason that in perturbative QCD a jet with a larger initial opening angle is a jet that has fragmented into more partons and in particular into more resolved subjet structures, each of which loses energy as it passes through the plasma, meaning that a large-angle jet loses more energy in sum than a narrow jet containing fewer partons does [45]. It is in fact very important to keep this feature in mind in analyzing jet data. If we compare two samples of jets in heavy ion collisions that have, on average, lost different amounts of energy — for example a sample of leading jets (those that are the most energetic jets in their event) and a sample of jets that are the lower-energy jets in a dijet pair — then the leading jets will on average be those which had a smaller initial opening angle. The importance of this effect has recently been emphasized [33, 46]. (The leading jets will also on average be those which have travelled through a shorter length of plasma, but Monte Carlo studies suggest that this may be the less important effect [46].)
- Although narrow jets lose less energy than wide jets both in $\mathcal{N} = 4$ SYM theory and in perturbative QCD, there can certainly be qualitative differences. For example, it is striking that, as we discussed in section 1 via our results (1.4) and (1.10), the initial opening angle of the $\mathcal{N} = 4$ SYM jets controls their *fractional* energy loss $\Delta E/E_{\text{init}}$. It would be interesting to investigate whether this qualitative regularity applies also to jets in perturbative QCD, but this is not expected since in perturbative calculations of parton energy loss one obtains a ΔE for each parton (more precisely, each resolved subjet) that is independent of its initial energy or depends on it only logarithmically [47–51].
- Our results make it clear that it would be exceedingly interesting to tag jets in heavy ion collisions according to what their opening angle would have been if they were produced in vacuum. Unfortunately, we know of no way to do this. One can to some degree tag jets by what their energy would have been if they were produced in vacuum by looking at jets produced back-to-back with a photon or Z-boson whose energy is measured. But, we do not know of any way to know what the opening angle of a particular jet seen in a heavy ion collision would have been if it had not interacted with any quark-gluon plasma, i.e. if it had instead been produced in an elementary collision in vacuum. This makes it particularly important to attempt a comparison

between the qualitative features of the relationship between $\theta_{\text{jet}}^{\text{init}}$ and energy loss in (1.4) and (1.10) to that same relationship in Monte Carlo implementations of jet quenching in perturbative QCD, like for example JEWEL [46, 52].

- In any future comparison between (1.4) and (1.10) on the one hand and information about the relationship between jet angle and jet energy loss in QCD, either from Monte Carlo studies or from experiment, it will be important to treat the purely numerical prefactor κ in (1.4) as a free parameter. If the relationship (1.4) turns out to be a good description of the behavior of jets in QCD, the value of the purely numerical prefactor must be different in QCD than in $\mathcal{N} = 4$ SYM theory because the plasmas of the two theories have different degrees of freedom.
- The difficulty in identifying what the opening angle of a particular jet seen in a heavy ion collision would have been in vacuum makes it hard to compare the most striking qualitative features of our results to experimental data in a direct fashion. It should nevertheless be possible to make such a comparison, albeit slightly more indirectly. One path to a comparison with experimental data is to (i) create an ensemble of $\mathcal{N} = 4$ SYM jets with varying E_{init} and $\theta_{\text{jet}}^{\text{init}}$, perhaps choosing the distribution of $\theta_{\text{jet}}^{\text{init}}$ for jets with a given E_{init} following results from perturbative QCD; (ii) then define x_{therm} for each of the jets in the ensemble from $\theta_{\text{jet}}^{\text{init}}$ according to (1.4), treating κ as a free parameter to be varied; and (iii) then send this ensemble of jets through a length of plasma that is small compared to all of their x_{therm} 's. With this setup, the decrease in the energy of each jet can be obtained from (1.11) and the increase in the opening angle of each jet can be obtained from (1.7). Because the expansion (1.7) starts at a higher power of x/x_{therm} than the expansion (1.11), we expect that in a regime in which the fractional energy loss is small the growth in the jet opening angle will be even smaller. Nevertheless, because the probability distribution for E_{init} is steeply falling and that for $\theta_{\text{jet}}^{\text{init}}$ is nontrivial, the effects of passing the ensemble of jets through the plasma on these distributions could be nontrivial. It would be very interesting to see how the final double-distribution, as a function of E_{jet} and θ_{jet} , compares to the initial double-distribution, to ask under what circumstances the final distribution looks like a scaled version of the initial distribution, and to compare (suitable integrals of) the final double-distribution to data.
- Although perhaps less relevant to data, since what experimentalists typically see are jets that emerge from a heavy ion collision as jets not jets that have thermalized, it is also interesting to look at the qualitative behavior of $\mathcal{N} = 4$ SYM jets as they thermalize. They lose a large fraction of their energy over the last small fraction of their lifetime, reminiscent of a Bragg peak [19, 30]. And, at the end of their lifetime as they thermalize their opening angle grows rapidly, until it is of order 1, and their transverse size also grows rapidly, until it is of order $1/T$. The question of whether analogous behavior is seen in jets in perturbative QCD could be investigated in Monte Carlo studies. Although challenging, it may also be possible to investigate such behavior via measuring jets as correlated energy flow over regions of large jet radius in events selected by triggering on a photon or Z boson.

At present it is too soon to tell how the many interesting qualitative features of our results for the behavior of the energy and opening angle of $\mathcal{N} = 4$ SYM jets compare to experimental data or to calculations based upon perturbative QCD. Such comparisons will ultimately determine how valuable it is to compare $\mathcal{N} = 4$ SYM jets to QCD jets, which is to say how many qualitative lessons from the former apply to the latter. Even if such comparisons remain as challenging as they are at present or turn out unsuccessfully, though, the use of our results in (future generalizations of) the hybrid strong/weak coupling model of refs. [31, 33] will remain important, given how successfully the simplest one-parameter version of this model has been able to describe so much jet data to date.

Note added. Since v1 of this paper was posted, in ref. [53] Milhano and Zapp have completed the work that we have cited as a private communication [46]. They conclude from their analysis using the JEWEL event generator [52] that the dijet asymmetry seen in LHC heavy ion collisions depends largely on the asymmetry between the initial opening angles of the two jets and only to a subleading degree on the asymmetry between the lengths of plasma which the two jets traverse. As they note, their results — obtained in a calculation done entirely upon assuming weak coupling — are in qualitative agreement with our result — obtained in a calculation done entirely upon assuming strong coupling — that the fractional jet energy loss is controlled by the initial jet opening angle.

Also since v1 of this paper was posted, in ref. [54] Casalderrey-Solana and Ficinár have presented beautiful results from a holographic calculation of three-jet events in strongly coupled $\mathcal{N} = 4$ SYM plasma. They analyze classical string configurations with non-trivial transverse dynamics in the initial state. They find that their initial wave on the string develops into a kink-like structure which can correspond in the gauge theory to a three-jet event, with the string endpoints corresponding to quark jets and the kink corresponding to a gluon jet. Their study is the first analysis of proxies for three-jet events in a holographic context. One of their central results can be described in terms of results that we have obtained by observing that their quark and gluon jets propagate through the plasma as two separate jets if and only if the angular separation between them is greater than the initial opening angle $\theta_{\text{jet}}^{\text{init}}$ of each jet separately. They find that if their angular separation is less than this, the string endpoint and the kink in the gravitational theory describe a single jet with substructure, not two jets. In particular, Casalderrey-Solana and Ficinár focus on identifying the smallest possible angular separation between two resolved jets for a quark jet and a gluon jet with a particular summed energy. Since resolving the two jets requires them to be separated by more than their individual initial opening angles, minimizing their separation means minimizing their individual opening angles $\theta_{\text{jet}}^{\text{init}}$ in (1.2). This means that the jets must be prepared with the minimum possible value of E_0 or, equivalently from (3.86), the maximum possible value of ψ_1 . Noting that the minimum possible value of E_0 is proportional to $T\sqrt{\lambda}$, the parametric dependence of $\theta_{\text{jet}}^{\text{init}}$ in (1.2) reproduces the parametric dependence of the smallest possible angular separation between two resolved jets identified in the calculations reported in ref. [54].

Acknowledgments

We acknowledge helpful discussions with Jorge Casalderrey-Solana, Doga Gulhan, Peter Jacobs, Kristan Jensen, Yen-Jie Lee, Guilherme Milhano, Daniel Pablos, Andrey Sadofyev, Konrad Tywoniuk, Wilke van der Schee and Korinna Zapp, and in particular thank Guilherme Milhano and Korinna Zapp for a discussion of their work in progress. KR is grateful to the CERN Theory Division for hospitality as this research was being done. The work of PC was supported by the Fundamental Laws Initiative at Harvard. The work of KR was supported by the U.S. Department of Energy under Contract Number DE-SC0011090.

A The jet mass

We define the initial jet mass M_{init} via the initial energy and momentum of the jet:

$$M_{\text{init}}^2 \equiv E_{\text{init}}^2 - \mathbf{P}_{\text{init}}^2, \quad (\text{A.1})$$

where the jet energy and momentum are

$$E_{\text{init}} \equiv \int d^3x \langle T_{\text{jet}}^{00} \rangle, \quad P_{\text{init}}^i \equiv \int d^3x \langle T_{\text{jet}}^{0i} \rangle, \quad (\text{A.2})$$

where both integrals are to be evaluated at a time that is $\gg 1/T$ and $\ll x_{\text{therm}}$. Writing $|\mathbf{P}_{\text{init}}| = E_{\text{init}} - \frac{1}{2}\Delta$ and assuming $\Delta \ll E_{\text{init}}$, the jet mass reads

$$\frac{M_{\text{init}}}{E_{\text{init}}} = \sqrt{\frac{\Delta}{E_{\text{init}}}}. \quad (\text{A.3})$$

How does the initial jet mass scale with the opening angle $\theta_{\text{jet}}^{\text{init}}$ in the limit $\theta_{\text{jet}}^{\text{init}} \rightarrow 0$? From (3.55) we see that this question is equivalent to asking how the initial jet mass scales with the angle σ_* in the $\sigma_* \rightarrow 0$ limit. To this end, let us now express (A.3) in terms of the dual string variables. From the zero temperature results for the stress in eqs. (3.43) and (3.44) and the definitions of the jet energy and momentum in (A.2), it is easy to see that

$$E_{\text{init}} = - \int d\sigma \Pi_0^{\tau}(\sigma), \quad |\mathbf{P}_{\text{init}}| = - \int d\sigma \Pi_0^{\tau}(\sigma)/\xi(\sigma), \quad (\text{A.4})$$

from which we can write

$$\Delta = -2 \int d\sigma \Pi_0^{\tau}(\sigma) (1 - 1/\xi(\sigma)) = -2 \int d\sigma \Pi_0^{\tau}(\sigma) (1 - \cos \sigma), \quad (\text{A.5})$$

where in the last line we have used (3.17).

From (A.5) and the near-endpoint behavior of Π_0^{τ} in (3.33), we see that Δ is finite in the $\sigma_* \rightarrow 0$ limit. In contrast, the initial jet energy in (3.84) diverges like $1/\sigma_*^{3/2}$. We therefore conclude $M_{\text{init}}/E_{\text{init}} \sim \sigma_*^{3/4}$, or equivalently from (3.55),

$$\frac{M_{\text{init}}}{E_{\text{init}}} = \mathcal{O}\left((\theta_{\text{jet}}^{\text{init}})^{3/4}\right), \quad (\text{A.6})$$

a result that we quoted in eq. (2.11).

The origin of the peculiar scaling (A.6) is that there is energy flowing at large angles, or more precisely at angles that are large compared to $\theta_{\text{jet}}^{\text{init}}$ in the $\theta_{\text{jet}}^{\text{init}} \rightarrow 0$ limit, and although this energy is not significant enough to have much of an affect on θ_{jet} as we have defined it via \bar{x}_{\perp} , the half width at half maximum of $\Phi(x, x_{\perp})$ illustrated in figures 6 and 7, it does increase E_{init} sufficiently to yield the scaling (A.6). This is the reason why throughout this paper we have used the definition of the opening angle that we have used, a definition that is analogous to defining it from the half width at half maximum of the jet shape, rather than attempting to define an opening angle via the jet mass. Of course, using a definition based upon, say, the half width at 10% maximum of $\Phi(x, x_{\perp})$ would be just as good. But, as we noted in section 3.2, moments of $\Phi(x, x_{\perp})$ like for example $\langle x_{\perp} \rangle$ are controlled by the large- x_{\perp} tails of the distribution $\Phi(x, x_{\perp})$, and so cannot be used.

Open Access. This article is distributed under the terms of the Creative Commons Attribution License ([CC-BY 4.0](https://creativecommons.org/licenses/by/4.0/)), which permits any use, distribution and reproduction in any medium, provided the original author(s) and source are credited.

References

- [1] J.M. Maldacena, *The large- N limit of superconformal field theories and supergravity*, *Int. J. Theor. Phys.* **38** (1999) 1113 [[hep-th/9711200](#)] [[INSPIRE](#)].
- [2] E. Witten, *Anti-de Sitter space and holography*, *Adv. Theor. Math. Phys.* **2** (1998) 253 [[hep-th/9802150](#)] [[INSPIRE](#)].
- [3] S.S. Gubser, I.R. Klebanov and A.M. Polyakov, *Gauge theory correlators from noncritical string theory*, *Phys. Lett. B* **428** (1998) 105 [[hep-th/9802109](#)] [[INSPIRE](#)].
- [4] S.S. Gubser and A. Karch, *From gauge-string duality to strong interactions: A Pedestrian's Guide*, *Ann. Rev. Nucl. Part. Sci.* **59** (2009) 145 [[arXiv:0901.0935](#)] [[INSPIRE](#)].
- [5] J. Casalderrey-Solana, H. Liu, D. Mateos, K. Rajagopal and U.A. Wiedemann, *Gauge/String Duality, Hot QCD and Heavy Ion Collisions*, [arXiv:1101.0618](#) [[INSPIRE](#)].
- [6] M. Chernicoff, J.A. Garcia, A. Guijosa and J.F. Pedraza, *Holographic Lessons for Quark Dynamics*, *J. Phys. G* **39** (2012) 054002 [[arXiv:1111.0872](#)] [[INSPIRE](#)].
- [7] O. DeWolfe, S.S. Gubser, C. Rosen and D. Teaney, *Heavy ions and string theory*, *Prog. Part. Nucl. Phys.* **75** (2014) 86 [[arXiv:1304.7794](#)] [[INSPIRE](#)].
- [8] P.M. Chesler and W. van der Schee, *Early thermalization, hydrodynamics and energy loss in AdS/CFT*, *Int. J. Mod. Phys. E* **24** (2015) 1530011 [[arXiv:1501.04952](#)] [[INSPIRE](#)].
- [9] C.P. Herzog, A. Karch, P. Kovtun, C. Kozcaz and L.G. Yaffe, *Energy loss of a heavy quark moving through $N = 4$ supersymmetric Yang-Mills plasma*, *JHEP* **07** (2006) 013 [[hep-th/0605158](#)] [[INSPIRE](#)].
- [10] J. Casalderrey-Solana and D. Teaney, *Heavy quark diffusion in strongly coupled $N = 4$ Yang-Mills*, *Phys. Rev. D* **74** (2006) 085012 [[hep-ph/0605199](#)] [[INSPIRE](#)].
- [11] H. Liu, K. Rajagopal and U.A. Wiedemann, *Calculating the jet quenching parameter from AdS/CFT*, *Phys. Rev. Lett.* **97** (2006) 182301 [[hep-ph/0605178](#)] [[INSPIRE](#)].
- [12] S.S. Gubser, *Drag force in AdS/CFT*, *Phys. Rev. D* **74** (2006) 126005 [[hep-th/0605182](#)] [[INSPIRE](#)].

- [13] M. Chernicoff, J.A. Garcia and A. Guijosa, *The Energy of a Moving Quark-Antiquark Pair in an $N = 4$ SYM Plasma*, *JHEP* **09** (2006) 068 [[hep-th/0607089](#)] [[INSPIRE](#)].
- [14] P.M. Chesler and L.G. Yaffe, *The wake of a quark moving through a strongly-coupled plasma*, *Phys. Rev. Lett.* **99** (2007) 152001 [[arXiv:0706.0368](#)] [[INSPIRE](#)].
- [15] S.S. Gubser, S.S. Pufu and A. Yarom, *Sonic booms and diffusion wakes generated by a heavy quark in thermal AdS/CFT*, *Phys. Rev. Lett.* **100** (2008) 012301 [[arXiv:0706.4307](#)] [[INSPIRE](#)].
- [16] P.M. Chesler and L.G. Yaffe, *The stress-energy tensor of a quark moving through a strongly-coupled $N = 4$ supersymmetric Yang-Mills plasma: Comparing hydrodynamics and AdS/CFT*, *Phys. Rev. D* **78** (2008) 045013 [[arXiv:0712.0050](#)] [[INSPIRE](#)].
- [17] S.S. Gubser, D.R. Gulotta, S.S. Pufu and F.D. Rocha, *Gluon energy loss in the gauge-string duality*, *JHEP* **10** (2008) 052 [[arXiv:0803.1470](#)] [[INSPIRE](#)].
- [18] M. Chernicoff and A. Guijosa, *Acceleration, Energy Loss and Screening in Strongly-Coupled Gauge Theories*, *JHEP* **06** (2008) 005 [[arXiv:0803.3070](#)] [[INSPIRE](#)].
- [19] P.M. Chesler, K. Jensen, A. Karch and L.G. Yaffe, *Light quark energy loss in strongly-coupled $N = 4$ supersymmetric Yang-Mills plasma*, *Phys. Rev. D* **79** (2009) 125015 [[arXiv:0810.1985](#)] [[INSPIRE](#)].
- [20] P. Arnold and D. Vaman, *Jet quenching in hot strongly coupled gauge theories revisited: 3-point correlators with gauge-gravity duality*, *JHEP* **10** (2010) 099 [[arXiv:1008.4023](#)] [[INSPIRE](#)].
- [21] P. Arnold and D. Vaman, *Jet quenching in hot strongly coupled gauge theories simplified*, *JHEP* **04** (2011) 027 [[arXiv:1101.2689](#)] [[INSPIRE](#)].
- [22] P. Arnold and D. Vaman, *Some new results for ‘jet’ stopping in AdS/CFT: long version*, *J. Phys. G* **38** (2011) 124175 [[arXiv:1106.1680](#)] [[INSPIRE](#)].
- [23] P.M. Chesler, Y.-Y. Ho and K. Rajagopal, *Shining a Gluon Beam Through quark-gluon Plasma*, *Phys. Rev. D* **85** (2012) 126006 [[arXiv:1111.1691](#)] [[INSPIRE](#)].
- [24] A. Ficnar, *AdS/CFT Energy Loss in Time-Dependent String Configurations*, *Phys. Rev. D* **86** (2012) 046010 [[arXiv:1201.1780](#)] [[INSPIRE](#)].
- [25] P. Arnold, P. Szepletowski and D. Vaman, *Coupling dependence of jet quenching in hot strongly-coupled gauge theories*, *JHEP* **07** (2012) 024 [[arXiv:1203.6658](#)] [[INSPIRE](#)].
- [26] P. Arnold, P. Szepletowski, D. Vaman and G. Wong, *Tidal stretching of gravitons into classical strings: application to jet quenching with AdS/CFT*, *JHEP* **02** (2013) 130 [[arXiv:1212.3321](#)] [[INSPIRE](#)].
- [27] A. Ficnar and S.S. Gubser, *Finite momentum at string endpoints*, *Phys. Rev. D* **89** (2014) 026002 [[arXiv:1306.6648](#)] [[INSPIRE](#)].
- [28] A. Ficnar, S.S. Gubser and M. Gyulassy, *Shooting String Holography of Jet Quenching at RHIC and LHC*, *Phys. Lett. B* **738** (2014) 464 [[arXiv:1311.6160](#)] [[INSPIRE](#)].
- [29] P.M. Chesler, M. Lekaveckas and K. Rajagopal, *Heavy quark energy loss far from equilibrium in a strongly coupled collision*, *JHEP* **10** (2013) 013 [[arXiv:1306.0564](#)] [[INSPIRE](#)].
- [30] P.M. Chesler and K. Rajagopal, *Jet quenching in strongly coupled plasma*, *Phys. Rev. D* **90** (2014) 025033 [[arXiv:1402.6756](#)] [[INSPIRE](#)].
- [31] J. Casalderrey-Solana, D.C. Gulhan, J.G. Milhano, D. Pablos and K. Rajagopal, *A Hybrid Strong/Weak Coupling Approach to Jet Quenching*, *JHEP* **10** (2014) 19 [*Erratum ibid.* **1509** (2015) 175] [[arXiv:1405.3864](#)] [[INSPIRE](#)].

- [32] R. Rougemont, A. Ficnar, S. Finazzo and J. Noronha, *Energy loss, equilibration and thermodynamics of a baryon rich strongly coupled quark-gluon plasma*, *JHEP* **04** (2016) 102 [[arXiv:1507.06556](#)] [[INSPIRE](#)].
- [33] J. Casalderrey-Solana, D.C. Gulhan, J.G. Milhano, D. Pablos and K. Rajagopal, *Predictions for Boson-Jet Observables and Fragmentation Function Ratios from a Hybrid Strong/Weak Coupling Model for Jet Quenching*, *JHEP* **03** (2016) 053 [[arXiv:1508.00815](#)] [[INSPIRE](#)].
- [34] Y. Hatta, E. Iancu and A.H. Mueller, *Jet evolution in the $N = 4$ SYM plasma at strong coupling*, *JHEP* **05** (2008) 037 [[arXiv:0803.2481](#)] [[INSPIRE](#)].
- [35] D.M. Hofman and J. Maldacena, *Conformal collider physics: Energy and charge correlations*, *JHEP* **05** (2008) 012 [[arXiv:0803.1467](#)] [[INSPIRE](#)].
- [36] P.M. Chesler, K. Jensen and A. Karch, *Jets in strongly-coupled $N = 4$ super Yang-Mills theory*, *Phys. Rev. D* **79** (2009) 025021 [[arXiv:0804.3110](#)] [[INSPIRE](#)].
- [37] S. Bhattacharyya, V.E. Hubeny, S. Minwalla and M. Rangamani, *Nonlinear Fluid Dynamics from Gravity*, *JHEP* **02** (2008) 045 [[arXiv:0712.2456](#)] [[INSPIRE](#)].
- [38] R. Baier, P. Romatschke, D.T. Son, A.O. Starinets and M.A. Stephanov, *Relativistic viscous hydrodynamics, conformal invariance and holography*, *JHEP* **04** (2008) 100 [[arXiv:0712.2451](#)] [[INSPIRE](#)].
- [39] A. Karch and E. Katz, *Adding flavor to AdS/CFT*, *JHEP* **06** (2002) 043 [[hep-th/0205236](#)] [[INSPIRE](#)].
- [40] S. de Haro, S.N. Solodukhin and K. Skenderis, *Holographic reconstruction of space-time and renormalization in the AdS/CFT correspondence*, *Commun. Math. Phys.* **217** (2001) 595 [[hep-th/0002230](#)] [[INSPIRE](#)].
- [41] Y. Hatta, E. Iancu, A.H. Mueller and D.N. Triantafyllopoulos, *Aspects of the UV/IR correspondence: energy broadening and string fluctuations*, *JHEP* **02** (2011) 065 [[arXiv:1011.3763](#)] [[INSPIRE](#)].
- [42] CMS collaboration, *Modification of jet shapes in PbPb collisions at $\sqrt{s_{NN}} = 2.76$ TeV*, *Phys. Lett. B* **730** (2014) 243 [[arXiv:1310.0878](#)] [[INSPIRE](#)].
- [43] ALICE collaboration, *Measurement of jet quenching with semi-inclusive hadron-jet distributions in central Pb-Pb collisions at $\sqrt{s_{NN}} = 2.76$ TeV*, *JHEP* **09** (2015) 170 [[arXiv:1506.03984](#)] [[INSPIRE](#)].
- [44] STAR collaboration, P.M. Jacobs and A. Schmah, *Measurements of jet quenching with semi-inclusive charged jet distributions in Au + Au collisions at $\sqrt{s_{NN}} = 200$ GeV*, [arXiv:1512.08784](#) [[INSPIRE](#)].
- [45] J. Casalderrey-Solana, Y. Mehtar-Tani, C.A. Salgado and K. Tywoniuk, *New picture of jet quenching dictated by color coherence*, *Phys. Lett. B* **725** (2013) 357 [[arXiv:1210.7765](#)] [[INSPIRE](#)].
- [46] G. Milhano and K.C. Zapp. Private communication.
- [47] R. Baier, Y.L. Dokshitzer, A.H. Mueller, S. Peigne and D. Schiff, *Radiative energy loss of high-energy quarks and gluons in a finite volume quark-gluon plasma*, *Nucl. Phys. B* **483** (1997) 291 [[hep-ph/9607355](#)] [[INSPIRE](#)].
- [48] R. Baier, Y.L. Dokshitzer, A.H. Mueller, S. Peigne and D. Schiff, *Radiative energy loss and p_T broadening of high-energy partons in nuclei*, *Nucl. Phys. B* **484** (1997) 265 [[hep-ph/9608322](#)] [[INSPIRE](#)].

- [49] M. Gyulassy, P. Levai and I. Vitev, *NonAbelian energy loss at finite opacity*, *Phys. Rev. Lett.* **85** (2000) 5535 [[nucl-th/0005032](#)] [[INSPIRE](#)].
- [50] M. Gyulassy, P. Levai and I. Vitev, *Reaction operator approach to nonAbelian energy loss*, *Nucl. Phys. B* **594** (2001) 371 [[nucl-th/0006010](#)] [[INSPIRE](#)].
- [51] Y. Mehtar-Tani, J.G. Milhano and K. Tywoniuk, *Jet physics in heavy-ion collisions*, *Int. J. Mod. Phys. A* **28** (2013) 1340013 [[arXiv:1302.2579](#)] [[INSPIRE](#)].
- [52] K.C. Zapp, *JEWEL 2.0.0: directions for use*, *Eur. Phys. J. C* **74** (2014) 2762 [[arXiv:1311.0048](#)] [[INSPIRE](#)].
- [53] J.G. Milhano and K.C. Zapp, *Origins of the di-jet asymmetry in heavy ion collisions*, [arXiv:1512.08107](#) [[INSPIRE](#)].
- [54] J. Casalderrey-Solana and A. Ficnar, *Holographic Three-Jet Events in Strongly Coupled $N = 4$ Yang-Mills Plasma*, [arXiv:1512.00371](#) [[INSPIRE](#)].