

RECEIVED: March 10, 2016

REVISED: April 22, 2016

ACCEPTED: May 2, 2016

PUBLISHED: May 13, 2016

Di-photon resonance and Dark Matter as heavy pions

Michele Redi,^a Alessandro Strumia,^{b,c} Andrea Tesi^d and Elena Vigiani^b

^a*INFN, Sezione di Firenze,*

Via G. Sansone, 1, I-50019 Sesto Fiorentino, Italy

^b*Dipartimento di Fisica dell'Università di Pisa and INFN,
Pisa, Italy*

^c*Theory Division, CERN,
Geneva, Switzerland*

^d*Enrico Fermi Institute, University of Chicago,
Chicago, IL 60637, U.S.A.*

E-mail: michele.redi@fi.infn.it, alessandro.strumia@cern.ch,
atesi@uchicago.edu, elenavigiani@gmail.com

ABSTRACT: We analyse confining gauge theories where the 750 GeV di-photon resonance is a composite techni-pion that undergoes anomalous decays into SM vectors. These scenarios naturally contain accidentally stable techni-pions Dark Matter candidates. The di-photon resonance can acquire a larger width by decaying into Dark Matter through the CP-violating θ -term of the new gauge theory reproducing the cosmological Dark Matter density as a thermal relic.

KEYWORDS: Beyond Standard Model, Technicolor and Composite Models

ARXIV EPRINT: [1602.07297](https://arxiv.org/abs/1602.07297)

Contents

1	Introduction	1
2	Phenomenology of the di-photon resonance	3
2.1	Maximal F width	4
3	Confining theories for the di-photon resonance	6
3.1	Models with two species	7
3.2	Other resonances	9
3.3	Effective Lagrangian	11
4	Phenomenology of techni-pion Dark Matter	13
4.1	Thermal relic abundance	14
4.2	Direct detection	15
4.3	Collider constraints	15
5	Confining di-photon resonance and Dark Matter	16
5.1	Models with two identical species?	16
5.2	Dark Matter stability from species number	17
5.3	Dark Matter stability from G -parity	21
6	Conclusions	24
A	Effective Lagrangian for techni-pions	25

1 Introduction

The simplest and most compelling explanation of the $\gamma\gamma$ excess observed at $M_F \approx 750$ GeV, refs. [1–6], is provided by an s -channel scalar resonance F coupled to gluons and photons.

Theoretical analyses [7–11] find that reproducing the experimentally favoured rate might need non-perturbative dynamics. Strongly interacting models elegantly predict resonances coupled to $\gamma\gamma$ and gluons (for example, they were mentioned in eq. (95) of [12], before that the excess was found). Loop-level decays into $\gamma\gamma$ and gluons give typically a small width. Taking into account that the ATLAS fit favours a resonance with a large width $\Gamma_F \sim 0.06M_F$ (although with less than 0.5σ improvement from the small width scenario), extra decay channels could be needed. A suggestive possibility is that the 750 GeV resonance has extra decay channels into Dark Matter (DM) particles, given that these decays are relatively weakly constrained [7] and that they allow to reproduce the observed cosmological DM abundance [7, 13–21].

We present simple explicit models where both the 750 GeV resonance F and DM are Nambu-Goldstone bosons (NGB) of a new confining gauge theory, and where F can decay into DM pairs, providing a relatively large width Γ_F .

We will study confining gauge theories with fermions in a vectorial representation of the SM, such that the new strong dynamics does not break the SM gauge group. We assume that the Higgs is an elementary scalar particle. As in QCD, the lightest composite states are pion-like NGB arising from the spontaneous breaking of the accidental global symmetries of the new strong dynamics.¹ The anomaly structure is entirely encoded in the Wess-Zumino-Witten term of the chiral Lagrangian, giving rise to predictions for the F decay rates into $\gamma\gamma$, γZ , ZZ and gg .

The interactions among TC π are strongly constrained by the symmetries. We will search for theories where some of the TC π are automatically long lived due to the accidental symmetries of the renormalizable Lagrangian and provide DM candidates.² Two symmetries can be responsible for the stability of the DM techni-pions:

- *Species number.* Models where TCq fill two copies X_1, X_2 of the same representation, give rise to neutral TC π $\eta_{\pm} \sim X_1\bar{X}_1 \pm X_2\bar{X}_2$ which undergo anomalous decays to SM gauge bosons and to neutral TC π $\Pi \sim X_1\bar{X}_2$ stable because of the accidental $U(1)_1 \otimes U(1)_2$ symmetry thus providing automatic DM candidates.
- *G-parity.* In models where TCq fill a representation X plus its SM conjugate \tilde{X} , one can impose a generalised G -parity symmetry that exchanges them. As a consequence the lightest G -odd techni-meson η is a stable DM candidate [22, 23]. This G -parity is not an accidental symmetry and can be broken by different mass terms. Furthermore unbroken species number keeps stable the charged TC $\pi \sim X\tilde{X}$.

The paper is structured as follows. We start in section 2 reviewing some general phenomenological aspects of the $\gamma\gamma$ excess. In section 3 we discuss the structure of the theories and present the full list of models based on two SM species. In section 4 we discuss general aspects of heavy pion DM phenomenology. Models of composite DM are discussed in section 5, considering in section 5.2 the case where DM stability results from species number, and in section 5.3 models where DM is stable thanks to a G -parity. In section 6 we present our conclusions. A technical appendix on the chiral Lagrangian in the presence of the θ angle follows.

¹In the literature they are sometimes called ‘pions’ or ‘techni-pions’ or ‘hyper-pions’: in order to avoid confusion and lengthy words in the text we will use TC π for techni-pions, TCq for techni-quarks, Λ_{TC} for the dynamical scale, where techni-color (TC) refers to the new confining gauge interaction.

²The strong dynamics also produces accidentally stable techni-baryons that could be viable DM candidates [12]. For techni-baryons made of light fermions the thermal production requires a dynamical scale in the 100 TeV range, incompatible with the di-photon excess. This conclusion could be avoided with different production mechanisms or introducing fermions heavier than the confinement scale. We will focus on techni-pions in this work.

2 Phenomenology of the di-photon resonance

We will study theories where the 750 GeV resonance F is a composite pseudo-scalar coupled to SM gauge bosons as described by the effective Lagrangian

$$\mathcal{L}_{\text{WZW}} \supset -\frac{1}{16\pi^2} \frac{F}{f} \left[g_1^2 c_B B_{\mu\nu} \tilde{B}^{\mu\nu} + g_2^2 c_W W_{\mu\nu}^a \tilde{W}_a^{\mu\nu} + g_3^2 c_G G_{\mu\nu}^a \tilde{G}_a^{\mu\nu} \right], \quad (2.1)$$

where for a generic vector field $\tilde{V}_{\mu\nu} = \frac{1}{2} \epsilon_{\mu\nu\rho\sigma} V^{\rho\sigma}$. In models where F is a NGB c_B, c_W, c_G are anomaly coefficients fixed by group theory, proportional to N_{TC} in $\text{SU}(N_{\text{TC}})$ gauge theories. In fact the full effect of anomalies can be encoded in the Wess-Zumino-Witten term of the chiral Lagrangian that, up to the normalization only depends on the pattern of symmetry breaking. The effective Lagrangian could also contain derivative couplings to SM fermion currents. This is for example the case in composite Higgs models with partial compositeness. In this work we focus on UV complete theories based on gauge dynamics where such terms do not appear at leading order so that it is sufficient for our analysis to focus on di-boson SM decay channels. In addition we consider the possibility that F can decay in a extra channel, X , focusing on the possibility that this is DM. From the above Lagrangian, the rate in SM vector bosons is given by

$$\frac{\Gamma(F \rightarrow VV)}{M_F} = \kappa_V \frac{\alpha_V^2}{64\pi^3} c_V^2 \frac{M_F^2}{f^2} \quad (2.2)$$

where $\kappa_V = 1, 8$ for photons and gluons and $c_\gamma = c_B + c_W$. More explicitly the rate into photons is

$$\frac{\Gamma_{\gamma\gamma}}{M_F} = 3 \times 10^{-8} c_\gamma^2 \frac{M_F^2}{f^2}, \quad (2.3)$$

and the decay widths into the other SM vectors are

$$\begin{aligned} \frac{\Gamma_{\gamma Z}}{\Gamma_{\gamma\gamma}} &\approx \frac{2(-c_W \cot \theta_W + c_B \tan \theta_W)^2}{c_\gamma^2}, & \frac{\Gamma_{ZZ}}{\Gamma_{\gamma\gamma}} &\approx \frac{(c_W \cot \theta_W^2 + c_B \tan \theta_W^2)^2}{c_\gamma^2}, \\ \frac{\Gamma_{WW}}{\Gamma_{\gamma\gamma}} &\approx 2 \frac{c_W^2}{c_\gamma^2 \sin^4 \theta_W}, & \frac{\Gamma_{gg}}{\Gamma_{\gamma\gamma}} &\approx \frac{8\alpha_3^2 c_G^2}{\alpha^2 c_\gamma^2} \approx 1300 \frac{c_G^2}{c_\gamma^2}. \end{aligned} \quad (2.4)$$

We assume in what follows a production cross-section,

$$\sigma(pp \rightarrow F)_{13\text{TeV}} \times \text{BR}(F \rightarrow \gamma\gamma) \approx 5 \text{ fb} \quad (2.5)$$

The experimental upper bounds on the other decay channels reads [7]:

$$\frac{\Gamma_{\gamma Z}}{\Gamma_{\gamma\gamma}} < 5.6, \quad \frac{\Gamma_{ZZ}}{\Gamma_{\gamma\gamma}} < 12, \quad \frac{\Gamma_{WW}}{\Gamma_{\gamma\gamma}} < 40, \quad \frac{\Gamma_{gg}}{\Gamma_{\gamma\gamma}} < 2500, \quad \frac{\Gamma_{\text{DM}}}{\Gamma_{\gamma\gamma}} < 800 \quad (2.6)$$

implying the constraints on the anomaly coefficients

$$|c_G| < 1.4|c_\gamma|, \quad -0.3 < \frac{c_W}{c_B} < 14. \quad (2.7)$$

Assuming that the only relevant production channel is gluon fusion, as will always be the case in our models, the cross section is reproduced for [7]

$$\frac{\Gamma_{\gamma\gamma} \Gamma_{gg}}{M_F M_F} \approx 0.9 \times 10^{-9} \frac{\Gamma_F}{\text{GeV}}, \quad (2.8)$$

that, combined with the latter equation of (2.4), gives

$$\frac{\Gamma_{gg}}{M_F} = 1.1 \times 10^{-3} \frac{c_G}{c_\gamma} \sqrt{\frac{\Gamma_F}{\text{GeV}}}, \quad \frac{\Gamma_{\gamma\gamma}}{M_F} = 0.84 \times 10^{-6} \frac{c_\gamma}{c_G} \sqrt{\frac{\Gamma_F}{\text{GeV}}}. \quad (2.9)$$

From eq. (2.9) and (2.3) one can derive a relation between f and the coefficients c_γ and c_G :

$$\frac{M_F}{f} \approx \frac{5.2}{\sqrt{c_\gamma c_G}} \left(\frac{\Gamma_F}{\text{GeV}} \right)^{\frac{1}{4}}, \quad (2.10)$$

implying that the f is proportional to N_{TC} . Two cases are of special interest:

- *Small N_{TC}* : Maximises the strong sector effective coupling $g_{\text{TC}} \sim 4\pi/\sqrt{N_{\text{TC}}}$ giving $M_F/f \sim 10$. The mass of the $\text{TC}\pi$ is around its maximal value $\Lambda_{\text{TC}} \sim g_{\text{TC}}f$. For example the η' of QCD naturally falls into this category. Note that in this case states associated to the new strong dynamics will be nearby. This is not necessarily a problem because a large g_{TC} shields the strong dynamics effects.
- *Large N_{TC}* : Leads to a smaller strong coupling g_{TC} , but the anomaly coefficients are enhanced by N_{TC} . As a benchmark we can take $f \sim M_F$, $N_{\text{TC}} \sim 10$. The new strong dynamics now lies around 2-3 TeV but it is more strongly coupled to the SM.

In what follows we will focus mostly on the first possibility. The second possibility implies a larger number of $\text{TC}q$, easily leading to Landau poles for SM couplings at low scales.

2.1 Maximal F width

In absence of extra decay channels the di-photon signal requires $\Gamma_{\gamma\gamma}/M_F \approx 0.7 \times 10^{-6}$, and the total width is dominated by Γ_{gg} . The experimental bound on di-jets implies

$$\Gamma_F \approx \Gamma_{gg} < 2500 \Gamma_{\gamma\gamma} \approx 1.3 \text{ GeV}. \quad (2.11)$$

A larger decay width needs new decay channels. Let us assume that F decays to $\gamma\gamma$, to gg and into a third channel X . We have

$$\Gamma_{\gamma\gamma} \Gamma_{gg} = 5 \times 10^{-4} (\Gamma_{gg} + \Gamma_X) \text{ GeV}, \quad \Gamma_{gg} < 2500 \Gamma_{\gamma\gamma}, \quad \Gamma_X < k_X \Gamma_{\gamma\gamma} \quad (2.12)$$

where the first equation demands that the total $pp \rightarrow \gamma\gamma$ rate is reproduced while the others are the experimental bounds on decays widths into gg and X . The most favourable situation is obtained when X is DM: in such a case the experimental bound sets $k_X \approx 800$. The situation is summarized in figure 1 that shows, as a function of $\Gamma_{gg}/\Gamma_{\gamma\gamma}$, the value of $\Gamma_{\gamma\gamma}$ needed to achieve different values of the total width Γ_F/M_F : we see that a large width can be reproduced only if $\Gamma_{\gamma\gamma}$ is itself large and $\Gamma_{gg}/\Gamma_{\gamma\gamma}$ is not too large. These

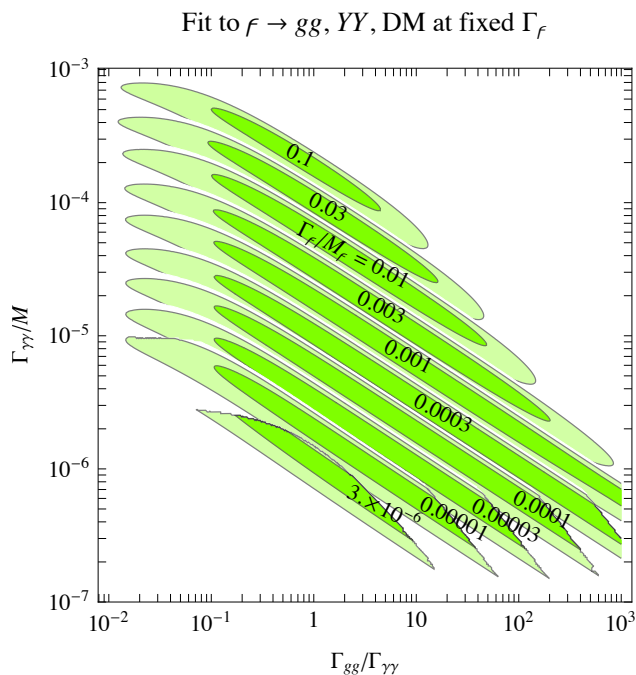


Figure 1. Values of Γ_{gg} and $\Gamma_{\gamma\gamma}$ needed to reproduce the total width Γ_F indicated on the best-fit regions, assuming that F decays into gg , into hypercharge vectors, and into Dark Matter.

considerations are encoded in the following equation, obtained from eq. (2.12) by expressing Γ_{gg} and $\Gamma_{\gamma\gamma}$ in terms of the model parameters c_G and c_γ :

$$\Gamma_F \lesssim \Gamma_F^{\max} = \left[0.25 \left(\frac{k_X}{800} \right)^2 \frac{c_\gamma^2}{c_G^2} + 0.67 \frac{c_G^2}{c_\gamma^2} + 0.83 \left(\frac{k_X}{800} \right) \right] \text{ GeV}. \quad (2.13)$$

We see that decays into DM can give $\Gamma_F \sim 45 \text{ GeV}$ provided that $c_\gamma \sim 15 c_G$. As we will see, one can build models where c_G is small. However, substituting eq. (2.10) we obtain that the maximum width is roughly realised for

$$\frac{M_F}{f} \approx \frac{3.7}{c_G} \sqrt{\frac{k_X}{800}}. \quad (2.14)$$

Given that the NGBs must be lighter than $M \lesssim 10f$, one finds $c_G \gtrsim 0.4$. The width into photons needed to generate the maximal width (2.13) is approximately given by

$$\frac{\Gamma_{\gamma\gamma}}{M_F} \approx 0.7 \times 10^{-6} + 4 \times 10^{-7} \left(\frac{k_X}{800} \right) \frac{c_\gamma^2}{c_G^2}. \quad (2.15)$$

To summarise a width of 45 GeV would require in the most optimistic case $c_G \sim 0.5$ and $c_\gamma \sim 8$. While the first condition could be realised we find that the second is extremely difficult to achieve in concrete models.

$SU(3)_c$	$SU(2)_L$	$U(1)_Y$	name
1	1	0	N
1	1	1	E
1	2	$-1/2$	L
1	3	0	V
$\bar{3}$	1	$1/3$	D
$\bar{3}$	1	$-2/3$	U
3	2	$1/6$	Q
1	3	1	T
6	1	$-2/3$	S

Table 1. SM representations arising from the smallest multiplets of the $SU(5)$ unified group. We assign standard names used throughout the paper.

3 Confining theories for the di-photon resonance

The above phenomenological analysis applies in general to theories where the 750 GeV resonance is a NGB. In particular couplings to SM gauge bosons through anomalies depend only on the pattern of symmetry breaking up to an overall coefficient. In what follows we will study UV realisations of this framework in terms of 4 dimensional gauge theories.

We will focus on $SU(N_{TC})$ gauge dynamics with N_{TF} techni-flavours.³ The dynamics of this theory is well known from QCD and can be also understood in the large N_{TC} limit: the gauge theory is asymptotically free (provided the usual bound on the number of techni-flavours is satisfied) and confines at a scale Λ_{TC} . In order to avoid severe constraints (common to old techni-colour theories) we consider fermions that are in a vectorial representation of the SM and in the fundamental N_{TC} of $SU(N_{TC})$ [12, 24–31]

$$Q = \sum_{i=1}^{N_S} Q_i, \quad Q_i = (N_{TC}, R_i) \oplus (\bar{N}_{TC}, \bar{R}_i), \quad (3.1)$$

where R_i denotes a generic SM representation and N_S is the number of species with mass below the confinement scale. For a given TCq Q_i , we denote as \tilde{Q}_i the representation obtained exchanging R_i with \bar{R}_i : they are inequivalent if R_i is complex. For simplicity we consider R_i representations that can be embedded in the simplest $SU(5)$ representations listed and named in table 1.

The choice in eq. (3.1) ensures that the vacuum configuration of the confining sector does not break the SM $SU(3)_c \otimes SU(2)_L \otimes U(1)_Y$ symmetries. Assuming QCD-like dynamics the strong interactions confine and spontaneously break the chiral global symmetry as $SU(N_{TF})_L \otimes SU(N_{TF})_R \rightarrow SU(N_{TF})$ at the scale f given by

$$\Lambda_{TC} \sim \frac{4\pi}{\sqrt{N_{TC}}} f. \quad (3.2)$$

³Extensions to $SO(N_{TC})$ and $Sp(N_{TC})$ can be constructed along the same lines, see [12]. Singlets di-photon candidates have identical properties to the ones discussed here so that any $SU(N_{TC})$ model can be extended to these gauge groups.

The number of techni-flavour is given by

$$N_{\text{TF}} = \sum_{i=1}^{N_S} \dim(R_i), \quad (3.3)$$

where N_S is the number of SM species. This produces NGBs, the $\text{TC}\pi$, which are $\mathcal{Q}\bar{\mathcal{Q}}$ composite and thereby fill the representation

$$\left[\sum_{i=1}^{N_S} R_i \right] \otimes \left[\sum_{j=1}^{N_S} \bar{R}_j \right]. \quad (3.4)$$

We denote the singlets $\text{TC}\pi$ as η . Given that each $R_i \otimes \bar{R}_i$ contains a singlet, any model contains at least N_S η singlets.⁴ Among them, the singlet associated with the generator proportional to the identity in techni-flavour space is anomalous under the $\text{SU}(N_{\text{TC}})$ gauge interactions. Analogously to the η' in QCD, it acquires a large mass that can be estimated in a large- N_{TC} expansion [32] as

$$m_{\eta'}^2 \sim \frac{N_{\text{TF}}}{N_{\text{TC}}} \Lambda_{\text{TC}}^2, \quad (3.5)$$

while the orthogonal combination η acquires mass only from the mass terms of the $\text{TC}q$, $m_\eta^2 \sim m_Q \Lambda_{\text{TC}}$, and can be much lighter.

The anomaly coefficients of the singlets η with SM gauge bosons are given by

$$c_B = 2N_{\text{TC}} \text{Tr}(T_\eta Y^2), \quad c_W \delta^{ab} = 2N_{\text{TC}} \text{Tr}(T_\eta T^a T^b), \quad c_G \delta^{AB} = 2N_{\text{TC}} \text{Tr}(T_\eta T^A T^B). \quad (3.6)$$

Furthermore $c_\gamma = 2N_{\text{TC}} \text{Tr}(T_\eta Q^2) = c_B + c_W$. Here T^a are the $\text{SU}(2)_L$ generators, T^A are the $\text{SU}(3)_c$ generators, and T_η is the chiral symmetry generator associated to the singlet η .

A remarkable feature of gauge theories is the existence of accidental symmetries. To each irreducible representation of fermions we can associate a conserved species number. This conserved quantum number is responsible for the accidental stability of $\text{TC}\pi$ made of different species. Discrete symmetries could also produce stable particles. In section 5 we will construct explicit examples where stable $\text{TC}\pi$ are identified with DM.

3.1 Models with two species

In table 2 we give a full list of models with two $\text{TC}q$, that is $\mathcal{Q} = X_1 + X_2$, that can be embedded into unified representations and remain perturbative up to the unification scale. These models provide 2 di-photon candidates for F , the η and η' .

Asymptotic freedom of the $\text{SU}(N_{\text{TC}})$ gauge theory and absence of Landau poles for SM couplings below the unification scale allow only a finite list of possibilities. These models do not contain DM candidates, so that the width is dominated by Γ_{gg} . They can be extended to contain DM candidates by adding fermions that are singlets under the SM, see section 5.

⁴Extra singlets exist if a fermion representation appears with a multiplicity. These singlets have no anomalies with SM gauge bosons and can be stable because of accidental symmetries.

Q	N_{TF}	$\frac{c_B^\eta}{N_{\text{TC}}}$	$\frac{c_W^\eta}{N_{\text{TC}}}$	$\frac{c_G^\eta}{N_{\text{TC}}}$	$\frac{\Gamma_{\gamma Z}^\eta}{\Gamma_{\gamma\gamma}^\eta}$	$\frac{\Gamma_{ZZ}^\eta}{\Gamma_{\gamma\gamma}^\eta}$	$\frac{\Gamma_{GG}^\eta}{\Gamma_{\gamma\gamma}^\eta}$	$\frac{f(\text{GeV})}{N_{\text{TC}}}$	$\frac{c_B^{\eta'}}{N_{\text{TC}}}$	$\frac{c_W^{\eta'}}{N_{\text{TC}}}$	$\frac{c_G^{\eta'}}{N_{\text{TC}}}$	$\frac{\Gamma_{\gamma Z}^{\eta'}}{\Gamma_{\gamma\gamma}^{\eta'}}$	$\frac{\Gamma_{ZZ}^{\eta'}}{\Gamma_{\gamma\gamma}^{\eta'}}$	$\frac{\Gamma_{GG}^{\eta'}}{\Gamma_{\gamma\gamma}^{\eta'}}$	$\frac{f(\text{GeV})}{N_{\text{TC}}}$
$D \oplus L$	5	$\frac{1}{6}\sqrt{\frac{5}{3}}$	$\frac{1}{2}\sqrt{\frac{2}{5}}$	$-\frac{1}{\sqrt{15}}$	1.8	4.7	240	96	$\frac{1}{3}\sqrt{\frac{5}{2}}$	$\frac{1}{\sqrt{10}}$	$\frac{1}{\sqrt{10}}$	0.23	1.9	180	—
$D \oplus U$	6	$\frac{1}{\sqrt{3}}$	0	0	0.57	0.082	0	—	$\frac{5}{3\sqrt{3}}$	0	$\frac{1}{\sqrt{3}}$	0.57	0.082	470	150
$D \oplus E$	4	$\frac{4}{3}\sqrt{\frac{2}{3}}$	0	$-\frac{1}{2\sqrt{6}}$	0.57	0.082	46	170	$\frac{2\sqrt{2}}{3}$	0	$\frac{1}{2\sqrt{2}}$	0.57	0.082	180	—
$D \oplus Q$	9	$-\frac{1}{6}$	$\frac{1}{2}$	0	17	22	0	—	$\frac{1}{3\sqrt{2}}$	$\frac{1}{\sqrt{2}}$	$\frac{1}{\sqrt{2}}$	2.9	6.1	740	150
$D \oplus T$	6	$\frac{8}{3\sqrt{3}}$	$\frac{2}{\sqrt{3}}$	$-\frac{1}{2\sqrt{3}}$	0.43	2.4	15	430	$\frac{10}{3\sqrt{3}}$	$\frac{2}{\sqrt{3}}$	$\frac{1}{2\sqrt{3}}$	0.23	1.9	12	—
$L \oplus U$	5	$\frac{7}{6\sqrt{15}}$	$-\frac{1}{2}\sqrt{\frac{3}{5}}$	$\frac{1}{\sqrt{15}}$	200	180	12000	—	$\frac{11}{3\sqrt{10}}$	$\frac{1}{\sqrt{10}}$	$\frac{1}{\sqrt{10}}$	0.0027	0.83	60	230
$L \oplus Q$	8	$-\frac{2}{3\sqrt{3}}$	0	$\frac{1}{2\sqrt{3}}$	0.57	0.082	740	61	$\frac{1}{3}$	1	$\frac{1}{2}$	2.9	6.1	180	210
$L \oplus S$	8	$\frac{7}{12\sqrt{3}}$	$-\frac{\sqrt{3}}{4}$	$\frac{5}{4\sqrt{3}}$	200	180	74000	—	$\frac{19}{12}$	$\frac{1}{4}$	$\frac{5}{4}$	0.095	0.47	610	290
$U \oplus E$	4	$\frac{5}{3\sqrt{6}}$	0	$-\frac{1}{2\sqrt{6}}$	0.57	0.082	120	110	$\frac{7}{3\sqrt{2}}$	0	$\frac{1}{2\sqrt{2}}$	0.57	0.082	60	260
$U \oplus Q$	9	$-\frac{5}{6}$	$\frac{1}{2}$	0	32	17	0	—	$\frac{1}{\sqrt{2}}$	$\frac{1}{\sqrt{2}}$	$\frac{1}{\sqrt{2}}$	0.79	3.0	330	220
$U \oplus V$	6	$-\frac{4}{3\sqrt{3}}$	$\frac{2}{\sqrt{3}}$	$-\frac{1}{2\sqrt{3}}$	83	82	740	—	$\frac{4}{3\sqrt{3}}$	$\frac{2}{\sqrt{3}}$	$\frac{1}{2\sqrt{3}}$	1.5	4.1	29	310
$U \oplus N$	4	$-\frac{2}{3}\sqrt{\frac{2}{3}}$	0	$-\frac{1}{2\sqrt{6}}$	0.57	0.082	180	87	$\frac{2\sqrt{2}}{3}$	0	$\frac{1}{2\sqrt{2}}$	0.57	0.082	180	—
$E \oplus Q$	7	$-\frac{5}{6}\sqrt{\frac{7}{3}}$	$\frac{1}{2}\sqrt{\frac{3}{7}}$	$\frac{1}{\sqrt{21}}$	3.6	0.52	70	150	$\frac{1}{3}\sqrt{\frac{7}{2}}$	$\frac{3}{\sqrt{14}}$	$\sqrt{\frac{2}{7}}$	1.2	3.7	180	—
$E \oplus S$	7	$-\frac{10}{3\sqrt{21}}$	0	$\frac{5}{2\sqrt{21}}$	0.57	0.082	740	120	$\frac{11}{3}\sqrt{\frac{7}{2}}$	0	$5\sqrt{14}$	0.57	0.082	610	310
$S \oplus V$	9	$-\frac{8}{9}$	$\frac{4}{3}$	$-\frac{5}{6}$	83	82	4600	—	$\frac{8\sqrt{2}}{9}$	$\frac{2\sqrt{2}}{3}$	$\frac{5}{3\sqrt{2}}$	0.43	2.4	380	350
$S \oplus N$	7	$-\frac{8}{3\sqrt{21}}$	0	$-\frac{5}{2\sqrt{21}}$	0.57	0.082	1200	93	$\frac{8}{3}\sqrt{\frac{7}{2}}$	0	$\frac{5}{\sqrt{14}}$	0.57	0.082	1200	230
$N \oplus Q$	7	$\frac{1}{6\sqrt{21}}$	$\frac{1}{2}\sqrt{\frac{3}{7}}$	$\frac{1}{\sqrt{21}}$	4.9	8.5	470	58	$\frac{1}{3\sqrt{14}}$	$\frac{3}{\sqrt{14}}$	$\sqrt{\frac{2}{7}}$	4.9	8.5	470	140

Table 2. Anomaly coefficients for the η and η' singlets predicted by confinement models with two species compatible with experimental bounds. Models are selected requiring asymptotic freedom for $SU(N_{\text{TC}})$ and that the SM gauge couplings do not develop Landau poles below $\sim 10^{16}$ GeV for $N_{\text{TC}} = 3$. Models highlighted in green contain two acceptable di-photon candidates, the η and the heavier η' , while in blue (red) models only the η' (the η) is an acceptable candidate, while the other lighter (heavier) state is experimentally allowed. The prediction for f/N_{TC} is computed according to eq. (2.10). Mixing between η and η' can modify the result.

Notice that the anomaly computation is reliable for $m_\pi \ll \Lambda_{\text{TC}}$: for $f \sim 100 \text{ GeV}$, F is close to the cut-off of the effective Lagrangian and higher dimensional operators could give important contributions. In QCD the η and η' decay widths are predicted with 30% precision from the anomaly computation. We therefore consider the values in table 2 as an estimate with an error of similar size.

The singlets η and η' in general mix. Their mixing can be estimated from the chiral Lagrangian as,

$$\theta_p \sim \frac{\Lambda_{\text{TC}}(m_{\mathcal{Q}_1} - m_{\mathcal{Q}_2})}{m_{\eta'}^2 - m_\eta^2}. \tag{3.7}$$

As a consequence their anomaly coefficients correspondingly mix. For $N_{\text{TC}} \sim 3$ the mass of η and η' are comparable so that the mixing can be significant. For example in QCD the mixing angle between $\eta(550)$ and $\eta'(958)$ is estimated around -15° [33] in rough agreement with the formula above.

In the models of table 2 where the di-photon candidate is the η' singlet, the value of f suggests a mass scale for the η' above 750 GeV. We note however that the estimate of the mass and coupling to photons of the η' is particularly uncertain away from the QCD case with 3 colours and 3 flavours. In any case, consistency with the di-photon signal can be recovered thanks to a mixing between η and η' . A sizable mixing is indeed common since in order to avoid the experimental constraints on extra coloured particles, TCq masses should not be much smaller than the confinement scale, so that the η and η' have comparable mass allowing them to significantly mix.

The η/η' mixing can give an accidentally small c_G for the 750 GeV resonance. In models with other decay channels such as DM this could allow to increase the total width as discussed in section 2.1.

3.2 Other resonances

The phenomenology of confinement models is rich and has been discussed for example in [12, 24]. Given the fermion content, quantum numbers of the resonances are predicted. In a QCD-like theory the lowest lying states are expected to be techni-pions and spin-1 resonances ($\text{TC}\rho$) at a higher mass Λ_{TC} .

Before discussing the techni-pions we consider the $\text{TC}\rho$. Differently from the $\text{TC}\pi$, the interactions and the mass scale of the $\text{TC}\rho$ are less calculable. There is however a universal feature: coupling with the SM fermions arises through the mixing with SM gauge bosons, such that the resulting strength scales as

$$g \sim \frac{g_{\text{SM}}^2}{g_{\text{TC}}}. \tag{3.8}$$

The coupling g of the techni-resonances to the SM fields is suppressed by the large value of g_{TC} , especially for $N_{\text{TC}} = 3$. Thanks to this generic fact, models with $\Lambda_{\text{TC}} \sim \text{TeV}$ are experimentally allowed.

Let us turn to techni-pions. A colour anomaly requires the existence of fermion constituents with colour so that all models predict coloured scalars with mass around the di-photon resonance. Moreover in models with more than one specie there are extra singlets

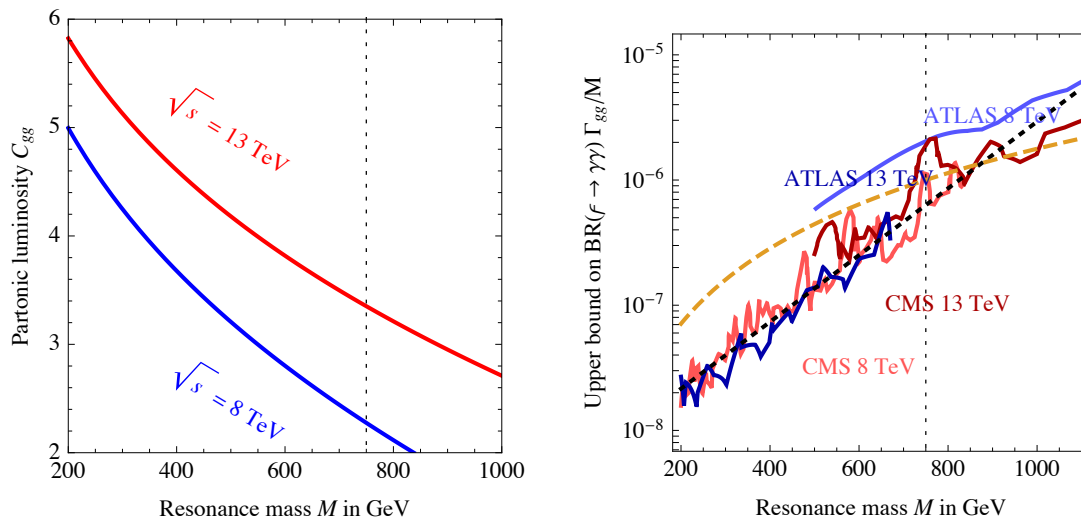


Figure 2. *Left:* partonic luminosities for gg -initiated $pp \rightarrow F$ scattering at different F masses. *Right:* experimental bounds on $pp \rightarrow F \rightarrow \gamma\gamma$ [1–6, 34, 35].

that also couple to gluons and photons through anomalies and could be singly produced at the LHC.

Extra techni- η singlets. The candidate for the di-photon resonance with mass $M_F \approx 750$ GeV is accompanied by $N_S - 1$ extra singlets, lighter or heavier. Their couplings to the SM vectors are again described by a Lagrangian of the same form as eq. (2.1). Assuming that they couple to gluons, their production cross section is

$$\sigma(pp \rightarrow \eta) = C_{gg}(m_\eta) \frac{\Gamma_{gg}}{m_\eta s} \tag{3.9}$$

where s is the collider energy and $C_{gg}(m_\eta)$ are the dimensionless partonic luminosity for the single production of a resonance with mass $M = m_\eta$ from gg partons in pp collisions,

$$C_{gg}(M) = \frac{\pi^2}{8} \int_{M^2/s}^1 \frac{dx}{x} g(x)g\left(\frac{M^2}{sx}\right). \tag{3.10}$$

The numerical value of C_{gg} as a function of the mass is shown in figure 2a. The experimental bounds on $pp \rightarrow \gamma\gamma$ are given in figure 2b, and can be roughly approximated as (dotted curve in figure 2b)

$$\frac{\Gamma_{gg}}{M} \times \text{BR}(\eta \rightarrow \gamma\gamma) \lesssim 10^{-8.2+2M/M_F}. \tag{3.11}$$

The left-handed side can be approximated as $\Gamma_{\gamma\gamma}/M$, in models where $\Gamma_{\gamma\gamma} \ll \Gamma_{gg} \approx \Gamma_\eta$. For given anomaly coefficients c_B, c_W, c_G , the branching ratios do not depend on the mass M and the widths scale as $\Gamma_{gg} \propto M^3$ (dashed curve in figure 2b) as long as $M \gg M_Z$. This means that, in the simple relevant limit where $\Gamma_{gg} \gg \Gamma_{\gamma\gamma}$, the experimental bounds on c_γ are about a factor of 2.5 stronger at $M = \frac{1}{2}M_F$ with respect to $M = M_F$.

The presence of one or two di-photon candidates and the compatibility of the $pp \rightarrow \gamma\gamma$ bound distinguishes the models of table 2 in three categories, denoted with different colours.

The models highlighted in green contain 2 di-photon candidates, which are both acceptable candidates for the 750 GeV resonance. The models in blue contain only one acceptable di-photon candidate (the η') and a lighter singlet η that is compatible with the experimental bound of figure 2b. In some models the η does not couple to gluons, so that its production is strongly suppressed. The models in red contain only one acceptable di-photon candidate (the η), and a heavier singlet η' .

Extra coloured techni-pions. Techni-pions in a real representation of the SM can decay into SM vector. We consider the single production of a coloured $\chi = (8, 1)_0$ that mainly decays to jj , with cross-section given by

$$\sigma(pp \rightarrow \chi \rightarrow jj) = \frac{8 C_{gg}(m_\chi)}{m_\chi s} \Gamma(\chi \rightarrow jj) \text{BR}(\chi \rightarrow jj) \quad (3.12)$$

where the quantities are defined as in eq. (3.9). The interaction term

$$-\frac{g_3^2}{32\pi} N_{\text{TC}} d^{abc} \frac{\chi^a}{f} G_{\mu\nu}^b \tilde{G}^{c,\mu\nu}, \quad d_{abc} = 2\text{Tr}[T_a\{T_b, T_c\}] \quad (3.13)$$

gives the decay width

$$\frac{\Gamma(\chi \rightarrow jj)}{m_\chi} = C_8 \frac{\alpha_3^2}{2048\pi^3} N_{\text{TC}}^2 \frac{m_\chi^2}{f^2}, \quad C_8 = \sum_{abc} d_{abc}^2 = \frac{40}{3}. \quad (3.14)$$

Di-jet searches at $\sqrt{s} = 8 \text{ TeV}$ [36, 37] imply $f/N_{\text{TC}} \gtrsim 70 \text{ GeV}$ for χ masses between 0.5 and 1.5 TeV. We therefore consider as a safe bound 1 TeV for the mass of the colour octet, since many models will require a value of f/N_{TC} similar to the above in order to match the diphoton rate. If composed of charged constituents, χ also decays to γj and Zj , with branching ratios suppressed by $\sim \alpha/\alpha_3$: these decay modes lead to weaker bounds.

Complex $\text{TC}\pi$ are mainly produced via pair production. Limits on pair produced (8,1) and (8,3) $\text{TC}\pi$ are much weaker, although they are fairly model independent since the production is determined by SM gauge interactions. A rough bound on a pair-produced colour octets decaying to pairs of jj is $\approx 450 \text{ GeV}$ [39] (after matching to the production rate for colour octets). This bound is weaker than the one from single production, although it can be the dominant one for models with a large f/N_{TC} . $\text{TC}\pi$ charged only under the electro-weak group have smaller production cross section at the LHC.

The experimental limits on coloured techni-pions, especially those from di-jet searches, potentially constrain some models of table 2, however the actual bounds on a concrete model depends on the details of the mass spectrum. For a detailed study of the phenomenology of a given model, see [38] where the model $\mathcal{Q} = D \oplus L$ is considered.

3.3 Effective Lagrangian

The interactions of the $\text{TC}\pi$ can be studied using chiral Lagrangian techniques, reviewed in the appendix, to which we refer for all the details. We include in our description the η' that provides a di-photon candidate in most models. Of particular relevance to the following

discussion will be the hidden sector θ_{TC} angle (see also [40]). The strong dynamics violates CP if its action includes the topological term

$$\frac{\theta_{\text{TC}}}{16\pi^2} \int d^4x \text{Tr} [\mathcal{G}_{\mu\nu} \tilde{\mathcal{G}}^{\mu\nu}], \quad (3.15)$$

θ_{TC} is physical if the masses of the TCq are different from zero. We assume in what follows that the QCD strong CP problem is solved by axions in the usual way and that no axion mechanism exists for θ_{TC} .⁵

On the other hand θ_{TC} has important effects on the spectrum and dynamics of the composite states. The main physical effects of θ_{TC} is to induce electric dipoles for the techni-baryons [12] and CP-violating interactions for techni-pions [41]. The latter is important in the present context as it allows the decay of the 750 GeV di-photon candidate η into lighter TC π pairs. For the present work it will be sufficient the following effective Lagrangian [41]

$$\mathcal{L}_{\text{eff}} = \frac{f^2}{4} \left\{ \text{Tr} [(D_\mu \tilde{U})(D^\mu \tilde{U})^\dagger] + \text{Tr} [2B_0 \mathcal{M}_Q (\tilde{U} + \tilde{U}^\dagger)] - \frac{a}{N_{\text{TC}}} \left[\frac{i}{2} \log \left(\frac{\det \tilde{U}}{\det \tilde{U}^\dagger} \right) - \theta_{\text{TC}} \right]^2 \right\} + \mathcal{L}_{\text{WZW}}, \quad (3.16)$$

written in terms of the field $\tilde{U}(x) \equiv \langle \tilde{U} \rangle U(x)$, where $U(x) = \exp(-i2\Pi(x)/f)$, $\Pi(x)$ is the TC π matrix including the η' and \tilde{U} is a diagonal unitary matrix. The matrix $\mathcal{M}_Q = \text{Diag}[m_i]$ includes all the TCq masses, B_0 is a non perturbative constant of order $\mathcal{O}(\Lambda_{\text{TC}})$ and a is related to the η' mass as $m_{\eta'}^2 \approx N_{\text{TF}} a / N_{\text{TC}} + \mathcal{O}(\mathcal{M}_Q)$. For $\theta_{\text{TC}} \neq 0$ the vacuum is at $\langle \tilde{U} \rangle \neq \mathbb{1}$ and the minimization of the potential leads to the Dashen's equations, see eq. (A.4) in the appendix. Expanding around the vacuum one finds cubic vertices for the techni-pions

$$\mathcal{L}_{\text{cubic}} = \frac{2a}{3N_{\text{TC}}f} \bar{\theta}_{\text{TC}} \text{Tr}[\Pi^3] \quad (3.17)$$

where $\bar{\theta}_{\text{TC}}$ measures the violation of CP and is related to the TCq masses and the θ_{TC} -angle by the Dashen equations. For small fermion masses the approximate relation

$$\frac{a}{N_{\text{TC}}} \bar{\theta}_{\text{TC}} \sim m_{\text{min}} \Lambda_{\text{TC}} \theta_{\text{TC}} \quad (3.18)$$

holds for small θ_{TC} . Accurate formulas can be found in the appendix.

Techni-pions have also multipole couplings to SM gauge bosons that are of phenomenological relevance. This is particularly important for neutral techni-pions that do not couple to SM fields to leading order. Such couplings explicitly break the global symmetries so they have to be proportional to the mass parameters of the fundamental Lagrangian. The strong dynamics generates operators such as [42]

$$\frac{g_3^2 N_{\text{TC}}}{16\pi^2} \frac{1}{\Lambda_{\text{TC}}} \text{Tr} [\mathcal{M}_Q \tilde{U} + \mathcal{M}_Q \tilde{U}^\dagger] G_{\mu\nu}^a G^{a,\mu\nu}. \quad (3.19)$$

⁵As noted in [38] the QCD axion does not eliminate contributions to the Weinberg operator that also contributes to the neutron EDMs. Using NDA estimate one finds that this contribution is compatible with present bounds for a large region of parameters.

Analogous couplings to electro-weak gauge bosons are also generated. Expanding this term one finds CP preserving interaction $(\text{TC}\pi)^2 G^2$ and well as CP violating terms $\text{TC}\pi G^2$ further suppressed by $\bar{\theta}_{\text{TC}}$. The first ones, also known as Cromo-Rayleigh interactions, will play an important role in the DM phenomenology discussed in the next section [43]. They also allow double production of the di-photon candidate through gluon fusion. From the above equation the coupling can be estimated as

$$\frac{g_3^2 N_{\text{TC}} M_F^2 \eta^2}{16\pi^2 \Lambda_{\text{TC}}^2 f^2} G_{\mu\nu}^a G^{a\mu\nu}. \quad (3.20)$$

CP-violating effects in η decays to SM gauge bosons are further suppressed, see also [40].

4 Phenomenology of techni-pion Dark Matter

Gauge theories automatically deliver particles stable thanks to accidental symmetries. In particular in models with several SM representations, $\text{TC}\pi$ made of different species are stable at the renormalisable level. Alternatively $\text{TC}\pi$ could be stable imposing appropriate discrete symmetries. It is tempting to identify such particles with DM.

DM as a composite scalar $\text{TC}\pi$ can be charged or neutral under the SM gauge group. In the former case SM gauge interactions contribute to the DM annihilation cross section as in minimal DM models [12, 44], such that, for DM masses below a TeV, the thermal relic DM abundance is smaller than the observed cosmological DM abundance. The only possible exception is $N \geq 2$ copies of scalar doublets.

We focus in what follows on neutral DM candidates, that we will call Π . From a phenomenological point of view, their most relevant interactions are with gluons [43] and with the di-photon resonance η as described in the previous section. The leading terms relevant for the DM interactions are⁶

$$\mathcal{L}_{\text{DM}} = C_{\eta\Pi\Pi} \frac{\eta\Pi^2}{2} - \frac{g_3^2}{16\pi^2} c_G \frac{\eta}{f} G_{\mu\nu}^a \tilde{G}^{a,\mu\nu} + \frac{g_3^2}{16\pi^2} C_{\Pi\Pi gg} \frac{\Pi^2}{f^2} G_{\mu\nu}^a G^{a,\mu\nu}, \quad (4.1)$$

The NGB nature of the particles implies restrictions on the coefficients of the effective operators. Since the above operators break the NGB shift symmetry their coefficient must be proportional to the explicit breaking effects. While for the η the coefficient c_G is due to the strong interactions, for stable singlets like Π the only source of explicit breaking is given by the fermion masses so that the coefficients above must be proportional to the $\text{TC}\pi$ mass. Moreover, $C_{\eta\Pi\Pi}$ breaks both the shift symmetry and CP so that it is proportional to the $\text{TC}\pi$ mass and to θ_{TC} . From eq. (3.17) and (3.20) one finds the estimates,

$$C_{\Pi\Pi gg} \sim N_{\text{TC}} \frac{m_{\Pi}^2}{\Lambda_{\text{TC}}^2}, \quad C_{\eta\Pi\Pi} \sim \frac{m_{\Pi}^2}{f} \theta_{\text{TC}}. \quad (4.2)$$

⁶When Π is not the lightest $\text{TC}\pi$ or others almost degenerate $\text{TC}\pi$ exist, co-annihilations with $\text{TC}\pi$ in thermal equilibrium with the SM can provide a more efficient mechanism for thermal production, making the previous interactions subleading (although they still play a role in detection experiments). The dominant process is $\text{TC}\pi$ scattering from 4-point interactions arising from the first and second term in eq. (3.16).

As expected the coefficients go to zero for $m_\Pi \rightarrow 0$ as in this limit Π becomes an exact NGB. Our estimate differs from [23] where the coefficient was assumed to be constant. In models with lighter coloured NGB, Λ_{TC} should be replaced by the mass of these objects as a perturbative computation shows. Coloured resonances should however be heavier than about 1 TeV. The coefficient c_G and $C_{\eta\Pi\Pi}$ can be extracted from the leading terms of the chiral Lagrangian, while the coefficients of the Rayleigh interaction can only be estimated. Therefore, when the dominant interactions between DM and the SM are induced by the cubic CP-violating couplings, this setup is calculable.

4.1 Thermal relic abundance

Assuming that the interactions in eq. (4.1) dominate, the thermal relic abundance of DM can be derived in the standard way. From the s -wave annihilation cross section of a real scalar DM we obtain:

$$\langle\sigma v\rangle = \frac{\alpha_3^2 m_\Pi^2}{\pi^3 f^4} \left[4C_{\Pi\Pi gg}^2 + \frac{C_{\eta\Pi\Pi}^2 c_G^2 f^2}{(M_F^2 - 4m_\Pi^2)^2 + M_F^2 \Gamma_F^2} \right] + \mathcal{O}(v^2). \quad (4.3)$$

If the first non-resonant contribution dominates, the observed relic abundance is reproduced for

$$m_\Pi \sim 600 \text{ GeV} \left(\frac{f}{400 \text{ GeV}} \right)^2 \left(\frac{0.3}{C_{\Pi\Pi gg}} \right). \quad (4.4)$$

The second contribution is generically expected to be comparable and it can be resonantly enhanced if $m_\Pi \approx \frac{1}{2}M_F$.

The situation is illustrated in figure 3, where along the solid blue curves the relic abundance is mainly reproduced due to CP-violating effects from θ_{TC} , for the models of sections 5.2 and 5.3.

In some models (see section 5.2) an extra singlet η_* is lighter than DM, or almost degenerate with it, and decays into SM vectors through anomalies. This extra light state changes the thermal relic abundance with respect to our discussion above. Interactions between DM and η_* arise from the non-linearities of the kinetic term and mass terms and have the generic form

$$\mathcal{L} \sim \frac{1}{f^2} \eta_*^2 (\partial\Pi)^2 + \frac{m^2}{f^2} \eta_*^2 \Pi^2. \quad (4.5)$$

The DM annihilation cross section receives an extra contribution from DM DM $\rightarrow \eta_* \eta_*$ scatterings, which can be estimated as $\sigma v \approx m_\Pi^2 / 64\pi f^4$. When this dominates, the desired thermal relic abundance is reproduced for a DM mass $m_\Pi \sim 50 \text{ GeV} (f/300 \text{ GeV})^2$. Each model predicts a specific form for these interactions: the model in section 5.2 reproduces the thermal relic abundance along the dashed blue curve in the right panel of figure 3. Such interactions will be (somewhat improperly) named co-annihilations, given that η_* is part of the DM sector, and in some limits η_* itself becomes a stable DM particle.

4.2 Direct detection

Integrating out the di-photon η , we obtain from eq. (4.1) the effective interactions relevant for low-energy direct DM detection:

$$\mathcal{L}_{\text{eff}} = \frac{g_3^2}{16\pi^2} \frac{\Pi_*^2}{f^2} \left[C_{\text{III}gg} G_{\mu\nu}^a G^{a,\mu\nu} - \frac{C_{\eta\text{III}cG} f}{2M_F^2} G_{\mu\nu}^a \tilde{G}^{a,\mu\nu} \right]. \quad (4.6)$$

The first CP-conserving operator contributes to the spin-independent cross section as [43]

$$\sigma_{\text{SI}} = \frac{9f_g^2}{4\pi} C_{\text{III}gg}^2 \frac{m_N^4}{(m_N + m_\Pi)^2 f^4} \quad (4.7)$$

where $f_g = 2(1 - f_u - f_d - f_s)/27 \approx 0.064$ parameterizes the nucleon matrix element [46, 47] and m_N is the nucleon mass. Numerically we get

$$\sigma_{\text{SI}} = 0.16 \times 10^{-46} \text{cm}^2 \left(\frac{f_g}{0.064} \right)^2 \left(\frac{C_{\text{III}gg}}{0.1} \right)^2 \left(\frac{300 \text{ GeV}}{m_\Pi} \right)^2 \left(\frac{300 \text{ GeV}}{f} \right)^4, \quad (4.8)$$

which is in the interesting ballpark for future experiments.

The other CP-violating operator induces a spin dependent coupling to the nucleons, further suppressed by the small exchanged momentum $\delta\vec{q}$:

$$\frac{d\sigma_{\text{SD}}}{d\cos\theta} = \frac{\eta_N^2}{2\pi} \left(\frac{C_{\eta\text{III}cG} f}{M_F^2} \right)^2 \frac{m_N^2 |\delta\vec{q}|^2}{(m_N + m_\Pi)^2 f^4}, \quad (4.9)$$

where $\eta_N = (0.41, -0.0021)$ for $N = (p, n)$ [43]. For typical values of the parameters this cross-section is $\sigma_{\text{SD}} \approx 10^{-47} \text{cm}^2$, well below the current and future sensitivity. Similarly, DM indirect detection is not significantly constrained, unless DM annihilations have a significant branching ratio into $\gamma\gamma$ lines [13–21].

4.3 Collider constraints

The operators in eq. (4.6) can be also constrained by searches at the LHC. Assuming the validity of the effective operator description, namely that the mediator is sufficiently heavy, the bounds on the operator coefficients are [48]

$$\frac{C_{\text{III}gg}}{f^2} < \frac{1}{(120 \text{ GeV})^2}, \quad \frac{C_{\eta\text{III}cG}}{f M_F^2} < \frac{1}{(180 \text{ GeV})^2}. \quad (4.10)$$

Both bounds roughly imply $f \gtrsim 100 \text{ GeV}$.

Figure 3 shows that it is possible to reproduce the observed DM abundance compatibly with direct detection constraints for values of the parameters favoured by the 750 GeV $\gamma\gamma$ anomaly, although the DM mass needs to be somehow near to the resonance condition, $m_\Pi \lesssim M_F/2$. However, when co-annihilations are present the DM mass is below 100 GeV as shown by the dashed blue curve in the right panel of figure 3. This encourages us to try to build models that realise this scenario.

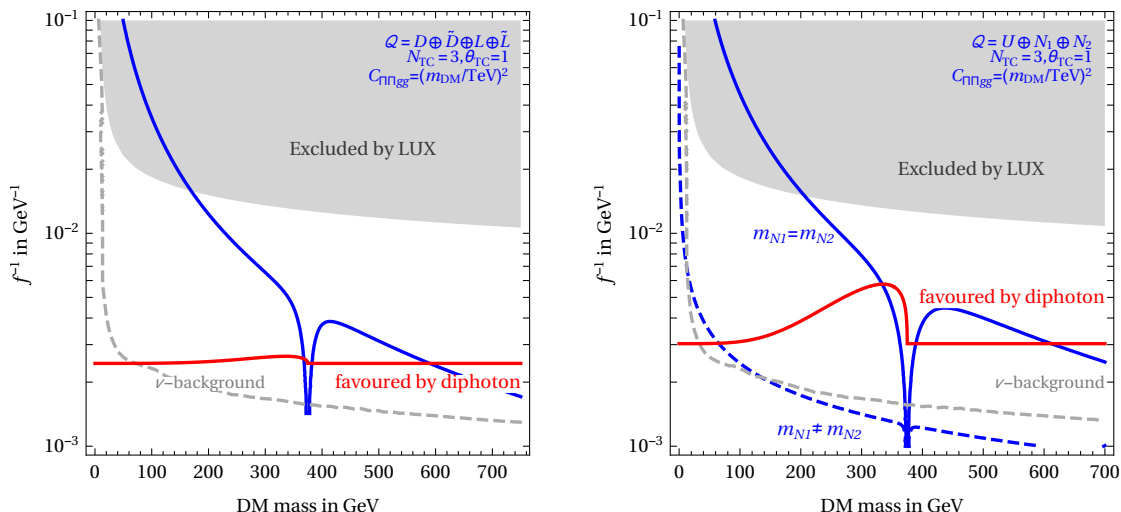


Figure 3. In the left (right) panel we consider the model $\mathcal{Q} = D \oplus \tilde{D} \oplus L \oplus \tilde{L}$ of section 5.3 (the model $\mathcal{Q} = U \oplus N_1 \oplus N_2$ of section 5.2). Along the blue curves (solid and dashed) the Dark Matter relic density is reproduced. The red curves correspond to the value of f that explains the di-photon rate for $N_{\text{TC}} = 3$, $\theta_{\text{TC}} = 1$. The gray region is excluded at 90% CL from direct DM searches at LUX [45].

5 Confining di-photon resonance and Dark Matter

Our goal is constructing composite models where: i) the 750 GeV resonance F is a composite $\text{TC}\pi$ with QCD and QED anomalies; ii) DM is another composite $\text{TC}\pi$, Π , stable because of species number, iii) $F \rightarrow \text{III}^*$ is allowed. iv) All experimental bounds are satisfied and no other $\text{TC}\pi$ is stable. Of course, these goals go beyond what is safely indicated by experiments and might be too ambitious. In section 5.1 we discuss the problems of models with two species. In section 5.2 we discuss models with three species, where DM is accidentally stable thanks to species number. In section 5.3 we discuss models where DM is stable because of G parity.

5.1 Models with two identical species?

To start, we consider models containing $\text{TC}q$ that fill 2 identical copies of a representation X of the SM gauge group. Three kind of singlet $\text{TC}\pi$ are formed: 1) $\Pi = X_1 \bar{X}_2$, which is a stable DM candidate; 2) $\eta_- = X_1 \bar{X}_1 - X_2 \bar{X}_2$, with no anomalies; and 3) $\eta_+ = X_1 \bar{X}_1 + X_2 \bar{X}_2$ with anomalies under the SM and under the techni-colour group. $\text{TC}q$ masses m_1 and m_2 contribute to the masses of the neutral states as

$$\Delta V(\eta_{\pm}, \Pi) = B_0(m_1 + m_2) \left(\text{III}^* + \frac{1}{2}\eta_-^2 + \frac{1}{2}\eta_+^2 \right) + B_0(m_1 - m_2)\eta_- \eta_+ + \dots \quad (5.1)$$

Furthermore, the techni-anomaly gives a large mass term to η_+ . Because of the mixing both mass eigenstates $\eta \approx \eta_-$ (lighter) and $\eta' \approx \eta_+$ (heavier) acquire anomalous couplings with SM gauge bosons. In the limit of large $m_{\eta'}$, η and Π are quasi-degenerate so that $\eta \rightarrow \text{III}^*$ decays are kinematically forbidden.

In order to obtain $F \rightarrow gg$ decays X should be coloured, leading to the following phenomenological issue. Besides the neutral singlet Π, η_+, η_- there are coloured $\text{TC}\pi$ (e.g. $3 \otimes \bar{3} = 1 \oplus 8$). A $\text{TC}\pi$ in the $(r_3, r_2)_Y$ rep acquires the following contribution to its squared mass from SM gauge interactions:

$$\Delta_{(r_3, r_2)_Y} \approx \frac{3}{4\pi} (\alpha_3 C(r_3) + \alpha_2 C(r_2) + \alpha_Y Y^2) \Lambda_{\text{TC}}^2, \quad (5.2)$$

where $C(r_N)$ is the quadratic Casimirs of the r_N representation of $\text{SU}(N)$, equal to $(N^2 - 1)/2N$ for the fundamental and to N for the adjoint. Numerically $\Delta_{(1,3)_0} \approx 0.015 \Lambda_{\text{TC}}^2$ for a triplet of $\text{SU}(2)_L$, $\Delta_{(3,1)_Y} \approx 0.03 \Lambda_{\text{TC}}^2$ for a colour triplet and $\Delta_{(8,1)_0} \approx 0.07 \Lambda_{\text{TC}}^2$ for a colour octet. These numerical values imply that, while the coloured $\text{TC}\pi$ become unstable (decaying to gluons and uncoloured $\text{TC}\pi$), it seems difficult to avoid conflicting with LHC bounds that roughly excluded coloured particles lighter than about 1 TeV (notice however that this bound is model dependent, although fairly correct for a large class of scenarios, as discussed in section 3.2). Furthermore, co-annihilations between the coloured and the neutral states render difficult to reproduce the cosmological DM thermal abundance for sub-TeV masses [49].

In conclusion, to build a viable model where F decays into DM we need to add a third specie, which is heavier and coloured.

5.2 Dark Matter stability from species number

In view of the previous considerations, we consider models with three species, as listed in table 3. As their phenomenology is similar, we explicitly discuss the model with

$$\mathcal{Q} = U \oplus N_1 \oplus N_2. \quad (5.3)$$

The $\text{TC}\pi$ transform in the adjoint representation of the techni-flavour group $\text{SU}(5)$ that, with the above embedding, decomposes under the SM as

$$24 = \underbrace{(8, 1)_0}_{\chi} \oplus 2 \times \underbrace{[(\bar{3}, 1)_{-2/3} + (3, 1)_{2/3}]}_{\phi_{1,2}, \phi_{1,2}^*} \oplus \underbrace{4 \times (1, 1)_0}_{\Pi, \Pi^*, \eta_{1,2}}. \quad (5.4)$$

The $\text{TC}\pi$ with a net species numbers are the two colour triplets, $\phi_i = U \bar{N}_i$ and the complex singlet $\Pi = N_1 \bar{N}_2$, which is the DM candidate. Stability of the triplets can be avoided by appropriate higher dimensional operators or by adding scalars H' with quantum numbers such that the Yukawa interactions $H' U N_i$ is allowed. In special models such as $\mathcal{Q} = Q \oplus \tilde{U}_{1,2}$ or $\mathcal{Q} = Q \oplus \tilde{D}_{1,2}$ the role of H can be played by the SM Higgs doublet [12]. The two real singlets and the octet $\chi = U \bar{U}$ are unstable and decay through anomalies to SM gauge bosons. The singlets can be di-photon candidates. Including the η' , the $\text{TC}\pi$ matrix reads

$$\Pi(x) = \begin{pmatrix} \chi & \frac{\phi_1}{\sqrt{2}} & \frac{\phi_2}{\sqrt{2}} \\ \frac{\phi_1^*}{\sqrt{2}} & 0 & \frac{\Pi}{\sqrt{2}} \\ \frac{\phi_2^*}{\sqrt{2}} & \frac{\Pi^*}{\sqrt{2}} & 0 \end{pmatrix} + \eta_1 T_{\eta_1} + \eta_2 T_{\eta_2} + \eta' \frac{\mathbb{1}_{N_{\text{TF}}}}{\sqrt{2N_{\text{TF}}}}, \quad (5.5)$$

where the diagonal generators associated to the η_i singlets are

$$T_{\eta_1} = \text{diag}(1, 1, 1, -3/2, -3/2)/\sqrt{15}, \quad T_{\eta_2} = \text{diag}(0, 0, 0, 1, -1)/2 \quad (5.6)$$

The accidental SU(5) global symmetry is broken by the SM gauge interactions and by the TCQ mass matrix

$$\mathcal{M}_Q = \text{diag}(m_U, m_U, m_U, m_{N_1}, m_{N_2}). \quad (5.7)$$

We compute the TC π mass matrix from eq. (A.5) in the appendix. We find

$$\begin{aligned} m_{\Pi}^2 &= B_0(m_{N_1} + m_{N_2}), & m_{\phi_1}^2 &= B_0(m_U + m_{N_1}) + \Delta_\phi, \\ m_{\chi}^2 &= 2B_0m_U + \Delta_\chi, & m_{\phi_2}^2 &= B_0(m_U + m_{N_2}) + \Delta_\phi, \end{aligned} \quad (5.8)$$

where B_0 is of order Λ_{TC} and gauge contribution Δ are given in eq. (5.2). TC π with same quantum numbers and same species number can mix. In particular η_i generically mix with η' . In the limit where η' is much heavier, the mass matrix of η_1, η_2 singlets in the basis of eq. (5.6) is given by

$$B_0 \begin{pmatrix} \frac{1}{5}(4m_U + 3m_{N_2} + 3m_{N_1}) & \sqrt{\frac{3}{5}}(m_{N_2} - m_{N_1}) \\ \sqrt{\frac{3}{5}}(m_{N_2} - m_{N_1}) & m_{N_1} + m_{N_2} \end{pmatrix}. \quad (5.9)$$

The mass eigenstates are $\eta_{m1} = \cos \theta_{12}\eta_1 - \sin \theta_{12}\eta_2$ and $\eta_{m2} = \sin \theta_{12}\eta_1 + \cos \theta_{12}\eta_2$ where

$$\tan 2\theta_{12} = \frac{\sqrt{15}(m_{N_2} - m_{N_1})}{2m_U - m_{N_1} - m_{N_2}}. \quad (5.10)$$

In the limit $m_U \gg m_{N_{1,2}}$, η_{m2} is approximately degenerate with the DM candidate due to an accidental SU(2) symmetry. From the mixing one finds the hierarchy $m_{\eta_{m2}} < m_{\Pi}$, but higher order terms in the chiral expansion should also be included at this order. As explained in the appendix, the θ_{TC} -angle modifies the mass spectrum. In the limit of small θ_{TC} , it is a second order effect. More interesting for our discussion is the fact that θ_{TC} induces cubic couplings between techni-pions, as discussed in section 3.3.

In the limit $m_{N_1} = m_{N_2}$ η_{m2} and Π become degenerate and stable with common mass $2B_0m_{N_{1,2}}$. They form a triplet, T^a , under a global SU(2) symmetry that rotates N_1 and N_2 so that DM has 3 scalar components. The di-photon resonance is then identified with η_1 or η' .

Techni-pion interactions with SM vectors. Using eq. (3.6) we compute the anomaly coefficient in the interaction basis. The colour octet χ decays dominantly to gg as well as into $\gamma g, Zg$, as already discussed in section 3.2. The anomaly coefficients for the singlets η_1 and η' are collected in table 3 for a sample of models. The combination corresponding to η_2 has no anomalies because in the limit $m_{N_1} = m_{N_2}$ it becomes stable. In presence of two possible di-photon candidates, we need to check the experimental bound presented in section 3.2. In models highlighted in red (blue) only the η_1 (η') singlet is a viable di-photon candidate.

For $m_{N_1} \neq m_{N_2}$, the mass eigenstate η_{m2} inherits anomalous couplings from the mixing with η_1 and η' . The lighter η_{m2} has anomaly coefficients equal to those of η_{m1} , but

$U \oplus N_1 \oplus N_2$	$\frac{c_B}{N_{\text{TC}}}$	$\frac{c_W}{N_{\text{TC}}}$	$\frac{c_G}{N_{\text{TC}}}$	$\frac{\Gamma_{\gamma Z}}{\Gamma_{\gamma\gamma}}$	$\frac{\Gamma_{ZZ}}{\Gamma_{\gamma\gamma}}$	$\frac{\Gamma_{WW}}{\Gamma_{\gamma\gamma}}$	$\frac{\Gamma_{gg}}{\Gamma_{\gamma\gamma}}$	Γ_F (GeV)	$\frac{f(\text{GeV})}{N_{\text{TC}}}$
η'	$\frac{4\sqrt{2/5}}{3}$	0	$\frac{1}{\sqrt{10}}$	0.57	0.082	0	180	–	–
η_1	$\frac{8}{3\sqrt{15}}$	0	$\frac{1}{\sqrt{15}}$	0.57	0.082	0	180	2.7	47
$D \oplus E_1 \oplus E_2$	$\frac{c_B}{N_{\text{TC}}}$	$\frac{c_W}{N_{\text{TC}}}$	$\frac{c_G}{N_{\text{TC}}}$	$\frac{\Gamma_{\gamma Z}}{\Gamma_{\gamma\gamma}}$	$\frac{\Gamma_{ZZ}}{\Gamma_{\gamma\gamma}}$	$\frac{\Gamma_{WW}}{\Gamma_{\gamma\gamma}}$	$\frac{\Gamma_{gg}}{\Gamma_{\gamma\gamma}}$	Γ_F (GeV)	$\frac{f(\text{GeV})}{N_{\text{TC}}}$
η'	$\frac{7}{3}\sqrt{\frac{2}{5}}$	0	$\frac{1}{\sqrt{10}}$	0.57	0.082	0	60	–	–
η_1	$-\frac{16}{3\sqrt{15}}$	0	$\frac{1}{\sqrt{15}}$	0.57	0.082	0	46	8.0	51
$U \oplus E_1 \oplus E_2$	$\frac{c_B}{N_{\text{TC}}}$	$\frac{c_W}{N_{\text{TC}}}$	$\frac{c_G}{N_{\text{TC}}}$	$\frac{\Gamma_{\gamma Z}}{\Gamma_{\gamma\gamma}}$	$\frac{\Gamma_{ZZ}}{\Gamma_{\gamma\gamma}}$	$\frac{\Gamma_{WW}}{\Gamma_{\gamma\gamma}}$	$\frac{\Gamma_{gg}}{\Gamma_{\gamma\gamma}}$	Γ_F (GeV)	$\frac{f(\text{GeV})}{N_{\text{TC}}}$
η'	$\frac{2\sqrt{10}}{3}$	0	$\frac{1}{\sqrt{10}}$	0.57	0.082	0	29	–	–
η_1	$-\frac{2}{3}\sqrt{\frac{5}{3}}$	0	$\frac{1}{\sqrt{15}}$	0.57	0.082	0	118	3.7	49
$Q \oplus \tilde{D}_1 \oplus \tilde{D}_2$	$\frac{c_B}{N_{\text{TC}}}$	$\frac{c_W}{N_{\text{TC}}}$	$\frac{c_G}{N_{\text{TC}}}$	$\frac{\Gamma_{\gamma Z}}{\Gamma_{\gamma\gamma}}$	$\frac{\Gamma_{ZZ}}{\Gamma_{\gamma\gamma}}$	$\frac{\Gamma_{WW}}{\Gamma_{\gamma\gamma}}$	$\frac{\Gamma_{gg}}{\Gamma_{\gamma\gamma}}$	Γ_F (GeV)	$\frac{f(\text{GeV})}{N_{\text{TC}}}$
η'	$\frac{5}{6\sqrt{6}}$	$\frac{1}{2}\sqrt{\frac{3}{2}}$	$\sqrt{\frac{2}{3}}$	1.8	4.7	15	963	1.7	110
η_1	$-\frac{1}{2\sqrt{6}}$	$\frac{1}{2}\sqrt{\frac{3}{2}}$	0	17	22	79	0	–	–
$Q \oplus \tilde{U}_1 \oplus \tilde{U}_2$	$\frac{c_B}{N_{\text{TC}}}$	$\frac{c_W}{N_{\text{TC}}}$	$\frac{c_G}{N_{\text{TC}}}$	$\frac{\Gamma_{\gamma Z}}{\Gamma_{\gamma\gamma}}$	$\frac{\Gamma_{ZZ}}{\Gamma_{\gamma\gamma}}$	$\frac{\Gamma_{WW}}{\Gamma_{\gamma\gamma}}$	$\frac{\Gamma_{gg}}{\Gamma_{\gamma\gamma}}$	Γ_F (GeV)	$\frac{f(\text{GeV})}{N_{\text{TC}}}$
η'	$\frac{17}{6\sqrt{6}}$	$\frac{1}{2}\sqrt{\frac{3}{2}}$	$\sqrt{\frac{2}{3}}$	0.15	1.7	4.2	279	2.1	140
η_1	$-\frac{5}{2\sqrt{6}}$	$\frac{1}{2}\sqrt{\frac{3}{2}}$	0	32	17	79	0	–	–

Table 3. Anomaly coefficients for the η' and η_1 singlets and their decay widths in various models, computed in the interaction basis. In red (blue) models, only the η_1 (η') singlet can be identified with the 750 GeV resonance. The last two columns show the maximum value of the total width Γ_F allowed by extra decays into DM and the corresponding minimal f , computed following eq. (2.13) and (2.10). The mixing between the singlets can affect these conclusions.

suppressed by $\tan\theta_{12}$, and thereby is compatible with data for small enough mixing θ_{12} , see section 3.2. The signal rate is

$$\frac{\sigma(pp \rightarrow \eta_{m2} \rightarrow \gamma\gamma)}{\sigma(pp \rightarrow \eta_{m1} \rightarrow \gamma\gamma)} = \frac{\tan^2\theta_{12}}{1 - \text{BR}(\eta_{m1} \rightarrow \text{TC}\pi)} \frac{C_{gg}(m_{\eta_{m2}})}{C_{gg}(m_{\eta_{m1}})} \quad (5.11)$$

where we allowed for a branching ratio of η_{m1} to lighter $\text{TC}\pi$ to which we now turn.

CP-violating interactions among techni-pions. Given that $\text{TC}\pi$ are pseudo-scalars, cubic interactions among them are possible if the θ_{TC} -term of techni-strong interaction violates CP. Using the formalism described in the appendix, from eq. (A.6) we find the following cubic terms $\frac{1}{2}(C_{\eta XX} \eta + C_{\eta' XX} \eta') X^2$ in the interaction basis:

$$C_{\eta_1 \text{III}^*} = C_{\eta_1 \eta_2 \eta_2} = -\frac{a\bar{\theta}_{\text{TC}}}{N_{\text{TC}}f} \sqrt{\frac{3}{5}}, \quad C_{\eta' \eta_1 \eta_1} = C_{\eta' \text{III}^*} = C_{\eta' \eta_2 \eta_2} = \frac{a\bar{\theta}_{\text{TC}}}{N_{\text{TC}}f} \sqrt{\frac{2}{5}}, \quad (5.12)$$

as well as $C_{\eta_2\Pi\Pi^*} = C_{\eta_2\eta_1\eta_1} = 0$ where a is a non-perturbative constant of order $\sim \Lambda_{\text{TC}}^2$. Taking into account mixing effects (5.10), the decay widths for the kinematically allowed processes become

$$\frac{\Gamma_{\eta_{m1} \rightarrow \Pi\Pi^*}}{c_{12}^2 \sqrt{1 - 4m_{\Pi}^2/m_{\eta_{m1}}^2}} = 2 \frac{\Gamma_{\eta_{m1} \rightarrow \eta_{m2}\eta_{m2}}}{c_{12}^2 (1 - \frac{8}{3}s_{12}^2)^2 \sqrt{1 - 4m_{\eta_{m2}}^2/m_{\eta_{m1}}^2}} = \frac{3}{80\pi} \frac{a^2 \bar{\theta}_{\text{TC}}^2}{N_{\text{TC}}^2 f^2 m_{\eta_{m1}}}, \quad (5.13a)$$

$$\frac{\Gamma_{\eta' \rightarrow \Pi\Pi^*}}{\sqrt{1 - 4m_{\Pi}^2/m_{\eta'}^2}} = 2 \frac{\Gamma_{\eta' \rightarrow \eta_{m1}\eta_{m1}}}{\sqrt{1 - 4m_{\eta_{m1}}^2/m_{\eta'}^2}} = 2 \frac{\Gamma_{\eta' \rightarrow \eta_{m2}\eta_{m2}}}{\sqrt{1 - 4m_{\eta_{m2}}^2/m_{\eta'}^2}} = \frac{1}{40\pi} \frac{a^2 \bar{\theta}_{\text{TC}}^2}{N_{\text{TC}}^2 f^2 m_{\eta'}}, \quad (5.13b)$$

where $s_{12} = \sin \theta_{12}$ and $c_{12} = \cos \theta_{12}$.

The parameter $\bar{\theta}_{\text{TC}}$ is determined by the θ_{TC} angle and by the $\text{TC}\pi$ masses, as dictated by the Dashen equations (A.4). $\bar{\theta}_{\text{TC}}$ is small when θ_{TC} is small or any $\text{TC}q$ is much lighter than Λ_{TC} . A simple result for the reference model $U \oplus N_1 \oplus N_2$ is obtained in the limit where the η' is heavy and $m_U \gg m_{N1} \approx m_{N2}$:

$$\frac{a \bar{\theta}_{\text{TC}}}{N_{\text{TC}}} \sim m_{\Pi, \eta_2}^2 \tan\left(\frac{\theta_{\text{TC}}}{2}\right), \quad (5.14)$$

where m_{Π, η_2}^2 is the mass of the lightest almost degenerate $\text{TC}\pi$ and the formula is valid for $\theta_{\text{TC}} \lesssim 1$. The decay rate of the 750 GeV di-photon candidate η_{m1} into DM is

$$\Gamma_{\eta_{m1} \rightarrow \Pi\Pi^*} \approx 1 \text{ GeV} \left(\frac{3\theta_{\text{TC}}}{N_{\text{TC}}}\right)^2 r^4 \sqrt{1 - r^2}, \quad r \equiv \frac{2m_{\Pi}}{m_{\eta_{m1}}} < 1 \quad (5.15)$$

where we chose $f \simeq 100 \text{ GeV} N_{\text{TC}}$ to match the di-photon rate, a small mixing $\theta_{12} \ll 1$ and the limiting case of eq. (5.14). The maximal width is obtained for $r \approx 0.90$, but still it is more than one order of magnitude below the width favoured by ATLAS. We also checked that adding a larger number of light singlets $\text{TC}q$ does not help in achieving a larger width. The difficulty in getting a large width from CP-violating decays to DM can be understood from the Dashen equations, eq. (A.4). They imply $|a\bar{\theta}_{\text{TC}}/N_{\text{TC}}| < \min_i |2B_0 m_i|$, therefore when one $\text{TC}q$ becomes light the size of CP-violation diminishes. This is the region where a DM candidate is lighter than $M_F/2$.

Furthermore, η_{m1} can decay into $\eta_{m2}\eta_{m2}$, which, in turn, decays to SM gauge bosons thanks to the anomaly acquired via its mixing with η_1 , giving rise to a final state with 4 SM vectors. The rate of this process is $\Gamma_{\eta_{m1} \rightarrow \eta_{m2}\eta_{m2}}/\Gamma_{\gamma\gamma}$ times the di-photon rate, assuming a dominant branching ratios to di-jet for η_{m2} . Searches for pairs of di-jets set a limit of $2 \div 3 \text{ pb}$ at 8 TeV for pair produced di-jet resonances with mass $\approx 300 \text{ GeV}$ [39]. Imposing the di-photon constraint and rescaling to 13 TeV, we get the limit $\Gamma_{\eta_{m1} \rightarrow \eta_{m2}\eta_{m2}} \lesssim 10^3 \Gamma_{\gamma\gamma}$. In the present scenario this constraint is satisfied since

$$\frac{\Gamma_{\eta_{m1} \rightarrow \eta_{m2}\eta_{m2}}}{\Gamma_{\gamma\gamma}} \approx 200 \left(\frac{3\theta_{\text{TC}}}{N_{\text{TC}}}\right)^2 \quad \text{for } m_{\eta_{m2}} \approx 300 \text{ GeV}. \quad (5.16)$$

For smaller $m_{\eta_{m2}}$ the limits degrade quickly. We can also have final states with photons, but they are suppressed at the level of $\approx 10^{-2} \text{ fb}$ for $jj\gamma\gamma$ at 13 TeV, due to the relative suppression $\Gamma_{\gamma\gamma}/\Gamma_{gg}$ as from table 3.

Regimes for Dark Matter in models with species number. With the interactions derived above two different regimes for DM can be realised in this model. For $m_{N_1} \neq m_{N_2}$, from the mass diagonalization there is always a state lighter than DM, η_{m_2} , decaying into SM gauge bosons. Annihilation induced by $\text{III}^* \rightarrow \eta_{m_2}\eta_{m_2}$ scattering easily dominates in the regime $m_{\Pi} > m_{\eta_{m_2}}$. This scenario is illustrated in the right panel of figure 3. The dashed blue curve reproducing the observed relic abundance is consistent with the required di-photon rate for DM masses below about 100 GeV.⁷ The tree-level co-annihilations dominate over other interactions and the relic abundance is reproduced for $m_{\Pi} \sim 50$ GeV.

In the limit $m_{N_1} = m_{N_2}$ Π , Π^* and η_{m_2} form a degenerate triplet, and $\eta_{m_2} = \eta_2$ becomes an extra stable DM candidate due to the enhanced SU(2) symmetry of the fundamental Lagrangian. This case is depicted in the right panel of figure 3 (solid blue curve): Π and η_{m_2} have in this case the correct thermal abundance for masses close to $M_F/2$, and the annihilation cross section is mainly determined by CP-violating interactions.

To conclude let us discuss the main differences between the $\mathcal{Q} = U \oplus N_1 \oplus N_2$ model considered so far and models such as $\mathcal{Q} = U \oplus E_1 \oplus E_2$, where $E_{1,2}$ are charged. $\Pi \sim E_1 \bar{E}_2$ is again a neutral state, candidate to be Dark Matter. The electro-magnetic anomaly needed to achieve $F \rightarrow \gamma\gamma$ receives extra contributions from $E_{1,2}$. Furthermore, $\Gamma(F \rightarrow gg)$ can be reduced by assuming that U , the colored TCq, has a mass m_U above the confinement scale: in such a case only the TC π made of $E_{1,2}$ remain light. As discussed in section 2.1 this allows to reproduce the di-photon excess with a larger Γ_F . Another difference concerns techni-baryons: in the $U \oplus N_{1,2}$ models the stable lightest techni-baryon can be neutral state, being made of N_i , while this does not happen in models where N_i are replaced by charged states.

5.3 Dark Matter stability from G-parity

We re-analyse the model presented in [23]. In our notation it corresponds to the choice $\mathcal{Q} = D \oplus \tilde{D} \oplus L \oplus \tilde{L}$, which allows to impose a generalised G -parity symmetry that exchanges $L \leftrightarrow \tilde{L}$ and $D \leftrightarrow \tilde{D}$. This implies $m_D = m_{\tilde{D}}$ and $m_L = m_{\tilde{L}}$ and that techni-pions are classified as even or odd under this G -parity: the lightest G -odd techni-pion is stable (see [22] for the first discussion of techni-pion DM with G -parity).

The model has SU(10) techni-flavour symmetry. The SU(5) generators in SU(10) are $T^a = \text{diag}(t^a, -(t^a)^*)$ where t^a are in the fundamental of SU(5). One can define a G -parity transformation that combines charge-conjugation and a rotation $R = \exp(i\pi\mathcal{J})$ where $\mathcal{J} = i\tau_2 \otimes I_5$, that acts on the 10 TCq. The gauge interactions are G -parity invariant since $R^\dagger t^a R = -(t^a)^*$. However this G -parity is not an accidental symmetry: one has to impose that TCq masses respect it:

$$\mathcal{M}_{\mathcal{Q}} = I_2 \otimes \text{diag}(m_D, m_D, m_D, m_L, m_L). \tag{5.18}$$

⁷In the present case the cross section times velocity for the TC π scattering $\text{III}^* \rightarrow \eta_{m_2}\eta_{m_2}$ is

$$\sigma v = \sqrt{1 - \frac{4m_{\eta_{m_2}}^2}{s}} \frac{\left(\left(s - \frac{2m_{\eta_{m_2}}^2 + m_{\Pi}^2}{3} \right) c_{12}^2 + 3m_{\Pi}^2 s_{12}^2 / 5 + 2s_{12}c_{12} (2B_0 m_{N_2} - m_{\Pi}^2) / \sqrt{15} \right)^2}{32\pi s f^4}, \tag{5.17}$$

Notice that everything can be expressed in terms of m_{Π} and $m_{\eta_{m_2}}$ (and the mass of the di-photon resonance).

The 99 TC π decomposes under SU(5) as

$$99 = 24^+ \oplus 24^- \oplus 1^- \oplus (10 \oplus 15 + \text{h.c.}) \quad (5.19)$$

where we have indicated the G -parity of each multiplet. The complex representations r transform as $r \rightarrow -\bar{r}$ under G -parity. In implicit notation, we can schematically write the TC π matrix as

$$\Pi = \left(\begin{array}{c|c} 24^+ + 24^- & 10 + 15 \\ \hline \overline{10} + \overline{15} & 24^+ - 24^- \end{array} \right) + 1^- + 1^+ \quad (5.20)$$

where the singlets corresponds to diagonal generators, in particular the G -even state corresponds to the η' with generator $T_{\eta'} = \mathbb{1}_{N_{\text{TF}}}/\sqrt{2N_{\text{TF}}}$. With a further decomposition of SU(5) under the SM we have the classification of TC π in terms of SM multiplets.⁸ The G -even states in the 24^+ are associated to the generators $T_+^a = \text{diag}(t^a, t^a)$, while the stable G -odd 24^- are associated to the generators $T_-^a = \text{diag}(t^a, -t^a)$. Using eq. (A.5) in the appendix we compute the mass spectrum of the TC π . For charged ones,

$$\begin{aligned} m_{(1,3)_0}^2 &= 2B_0m_L + \Delta_{(1,3)_0}, & m_{(8,1)_0}^2 &= 2B_0m_D + \Delta_{(8,1)_0}, & m_{(3,2)_{5/6}}^2 &= B_0(m_D + m_L) + \Delta_{(3,2)_{5/6}} \\ m_{(6,1)_{2/3}}^2 &= 2B_0m_D + \Delta_{(6,1)_{-2/3}}, & m_{(3,2)_{1/6}}^2 &= B_0(m_D + m_L) + \Delta_{(3,2)_{1/6}} \\ m_{(1,3)_1}^2 &= 2B_0m_L + \Delta_{(1,3)_1}, & m_{(\bar{3},1)_{2/3}}^2 &= 2B_0m_D + \Delta_{(\bar{3},1)_{-2/3}}, & m_{(1,1)_1}^2 &= 2B_0m_L + \Delta_{(1,1)_1}. \end{aligned} \quad (5.22)$$

To compute the masses of singlet TC π we must take into account that states with equal G -parity and equal quantum numbers can mix: the 1^- can mix with the singlet from 24^- , and the η' with the even singlet η in the 24^+ . Choosing the following basis of generators

$$\begin{aligned} T_\eta &= \frac{1}{2\sqrt{30}} \text{diag}(2, 2, 2, -3, -3, 2, 2, 2, -3, -3), \\ T_{1_A^-} &= \frac{1}{2\sqrt{2}} \text{diag}(0, 0, 0, 1, 1, 0, 0, 0, -1, -1), \\ T_{1_B^-} &= \frac{1}{2\sqrt{3}} \text{diag}(1, 1, 1, 0, 0, -1, -1, -1, 0, 0), \end{aligned} \quad (5.23)$$

the only mixing arises between η and η' . The mass matrix for the singlets $(1_A^-, 1_B^-, \eta, \eta')$ is block diagonal:

$$\begin{pmatrix} 2B_0m_L & 0 & 0 & 0 \\ 0 & 2B_0m_D & 0 & 0 \\ 0 & 0 & B_0(\frac{4}{5}m_D + \frac{6}{5}m_L) & \frac{2}{5}\sqrt{6}B_0(m_D - m_L) \\ 0 & 0 & \frac{2}{5}\sqrt{6}B_0(m_D - m_L) & \frac{10a}{N_{\text{TC}}} + B_0(\frac{6}{5}m_D + \frac{4}{5}m_L) \end{pmatrix}. \quad (5.24)$$

⁸The standard composition is the following,

$$\begin{aligned} 24 &= \left(\begin{array}{c|c} (8,1)_0 & (3,2)_{-5/6} \\ \hline (\bar{3},2)_{5/6} & (1,3)_0 \end{array} \right) + (1,1)_0, \\ 10_A &= \left(\begin{array}{c|c} (\bar{3},1)_{-2/3} & (3,2)_{1/6} \\ \hline -(3,2)_{1/6}^t & (1,1)_1 \end{array} \right), & 15_S &= \left(\begin{array}{c|c} (6,1)_{-2/3} & (3,2)_{1/6} \\ \hline (3,2)_{1/6}^t & (1,3)_1 \end{array} \right). \end{aligned} \quad (5.21)$$

$D \oplus \tilde{D} \oplus L \oplus \tilde{L}$	$\frac{c_B}{N_{\text{TC}}}$	$\frac{c_W}{N_{\text{TC}}}$	$\frac{c_G}{N_{\text{TC}}}$	$\frac{\Gamma_{\gamma Z}}{\Gamma_{\gamma\gamma}}$	$\frac{\Gamma_{ZZ}}{\Gamma_{\gamma\gamma}}$	$\frac{\Gamma_{WW}}{\Gamma_{\gamma\gamma}}$	$\frac{\Gamma_{gg}}{\Gamma_{\gamma\gamma}}$	Γ_F (GeV)	$\frac{f(\text{GeV})}{N_{\text{TC}}}$
η'	$\frac{\sqrt{5}}{3}$	$\frac{1}{\sqrt{5}}$	$\frac{1}{\sqrt{5}}$	0.23	1.9	5.0	180	—	—
η	$-\frac{1}{3}\sqrt{\frac{5}{6}}$	$-\sqrt{\frac{3}{10}}$	$\sqrt{\frac{2}{15}}$	1.8	4.7	15	240	2.3	65

Table 4. Anomaly coefficients for the unstable singlets η' and η for the model presented in section 5.3. Because of the experimental bound from $\sigma(pp \rightarrow \gamma\gamma)$, only the scenario in which the singlet η is identified with the 750 GeV resonance is allowed. The last columns show the maximum value of the total width Γ_F allowed by extra decays into DM and the corresponding minimal f , computed following eq. (2.10) and (2.13). The mixing between the singlets can modify this scenario.

It follows that for $m_L < m_D$ the DM candidate 1_A^- can be lighter than $M_F/2$. The η/η' mixing

$$\tan(2\theta_p) = -\frac{2\sqrt{6}(m_D - m_L)}{25 a/(B_0 N_{\text{TC}}) + (m_D - m_L)} \quad (5.25)$$

is sizeable when $m_{\eta'}^2 \sim 10a/N_{\text{TC}}$ is comparable to the other $\text{TC}\pi$ masses.

Interactions of the techni-pions. The G -even states in real representation of the SM can decay to SM gauge bosons via anomalies. The anomaly coefficients for the unstable singlets η and η' , as defined in eq. (3.6), are given in table 4, together with the ratios between the widths into γZ , ZZ , WW , gg and the width to $\gamma\gamma$. Following the discussion of section 3.2, we identify the lighter η singlet with the di-photon resonance. Actually, because of the η/η' mixing, the anomaly coefficients of the mass eigenstates are linear combinations of those reported in table 4.

$\text{TC}\pi$ acquire CP-violating cubic interactions in the presence of the θ_{TC} term. From eq. (A.6), we can extract the cubic couplings defined as before eq. (5.12), obtaining:

$$C_{\eta\text{TC}\pi\text{TC}\pi} = \frac{1}{\sqrt{30}} \frac{a\bar{\theta}_{\text{TC}}}{fN_{\text{TC}}} \kappa, \quad C_{\eta'\text{TC}\pi\text{TC}\pi} = \frac{1}{\sqrt{5}} \frac{a\bar{\theta}_{\text{TC}}}{fN_{\text{TC}}} \kappa'. \quad (5.26)$$

The relative weights in different channels are given by:

	1_A^-	1_B^-	$(8, 1)_0^\pm$	$(1, 3)_0^\pm$	$(3, 2)_{-\frac{5}{6}}$	$(6, 1)_{-\frac{2}{3}}$	$(3, 2)_{\frac{1}{6}}$	$(1, 3)_1$	$(\bar{3}, 1)_{-\frac{2}{3}}$	$(3, 2)_{\frac{1}{6}}$	$(1, 1)_1$
κ	-3	2	2	-3	-1/2	2	-1/2	-3	2	-1/2	-3
κ'	1	1	1	1	1	1	1	1	1	1	1

We can now discuss the phenomenology of the model. For simplicity we assume that $m_{\eta'} \gg m_\eta$ so that the mass of the di-photon candidate is $M_F^2 = 2B_0 \left(\frac{2}{5}m_L + \frac{3}{5}m_D\right)$. This constrains the possible mass range for the two G -odd stable singlets $1_{A,B}^-$. Notice however that differently from the model of the previous section, the lightest $\text{TC}\pi$ in the spectrum is automatically one between 1_A^- and 1_B^- . Defining $z = m_L/m_D$ [38], the masses for the DM candidates are

$$m_{1_A^-} = M_F \sqrt{\frac{5z}{3+2z}}, \quad m_{1_B^-} = M_F \sqrt{\frac{5}{3+2z}}. \quad (5.27)$$

Not all the parameter space is allowed. For large $z \gtrsim 17/2$ the DM candidate 1_B^- becomes lighter than $M_F/2$ and also the coloured TC π become lighter; in particular the mass of the colour octet is

$$m_{(8,1)_0} \simeq m_{1_B^-} \sqrt{1 + \frac{0.07\Lambda_{\text{TC}}^2}{m_{1_B^-}^2}} \simeq m_{1_B^-} \sqrt{1 + \left(\frac{265 \text{ GeV}}{m_{1_B^-}}\right)^2 N_{\text{TC}}} \quad (5.28)$$

where in the second step we have imposed the di-photon rate (reproduced for $f/N_{\text{TC}} \approx 80 \text{ GeV}$), and used the relation $\Lambda_{\text{TC}} \approx 4\pi f/\sqrt{N_{\text{TC}}}$. For 1_B^- in the resonant region, we therefore expect a large N_{TC} to comply with bounds from direct searches for coloured states.

We are then led to consider the case where 1_A^- is the dominant DM component and we work in the limit where the coloured states are at $\approx 1 \text{ TeV}$. In this regime the interactions of 1_A^- with the SM are mainly mediated by the η , in particular we do not find strong constraints for the scenario where 1_A^- is lighter than $\frac{1}{2}M_F$. The $\eta \rightarrow 1_A^- 1_A^-$ width is

$$\Gamma_{\eta \rightarrow 1_A^- 1_A^-} = \frac{3}{320} \frac{a^2 \bar{\theta}_{\text{TC}}^2}{\pi f^2 M_F N_{\text{TC}}^2} \sqrt{1 - \frac{4m_{1_A^-}^2}{M_F^2}} \sim \frac{3}{320\pi f^2} \frac{m_{1_A^-}^4}{16M_F} \theta_{\text{TC}}^2 \sqrt{1 - \frac{4m_{1_A^-}^2}{M_F^2}} \quad (5.29)$$

where, in the last step, we used the relation $a\bar{\theta}_{\text{TC}}/N_{\text{TC}} \sim \theta_{\text{TC}} m_{1_A^-}^2/4$ valid in the limit $m_{\eta'} \gg m_D \gg m_L$. The main annihilation channel is mediated by the di-photon resonance and it originates from CP violation in the composite sector, see the left panel of figure 3. Co-annihilations to heavier states are negligible, the states closer in mass being $(1,1)_1$, which does not contribute to co-annihilation as long as $\Lambda_{\text{TC}} > 5m_{1_A^-}$, which is natural for the typical masses of the DM candidate. The other heavier stable particle 1_B^- annihilates efficiently into other (unstable) TC π via TC π scattering, depleting its relic density which can be roughly estimated as $\Omega_{1_B^-}/\Omega_{\text{DM}} \sim 10^{-4}(\text{TeV}/m_{1_B^-})^2$.

6 Conclusions

A natural explanation of di-photon excess is provided by new confining gauge theories that generate singlet Nambu-Goldstone bosons coupled to photons and gluons through anomalies in complete analogy with pions in QCD. While such theories do not protect the Higgs squared mass from quadratically divergent corrections — the Higgs and the SM particles are elementary — they are not in tension with bounds on new physics [24] and have been proposed in the past for various purposes including explaining the stability of dark matter [12] and as a source for the electro-weak scale [50].

In this note we have given a general survey of the scenarios that reproduce the di-photon excess with a composite techni-pion. The models under consideration are extremely predictive. Couplings to SM gauge bosons are determined by anomalies that are in turn fixed by the fermion constituents. The new sector should contain new fermions that carry colour and electro-weak charges. As a consequence new resonances with SM quantum numbers are predicted. Coloured particles in particular will be within the reach of the LHC. The phenomenology depends in a crucial way on the existence of a non-zero θ angle

in strong sector. Among other effects, CP-violation can induce tree-level decays of the 750 GeV resonance F into lighter techni-pions, increasing the F width. We find however that these models can only reproduce a small width, at least unless the number of technicolours is so large that SM gauge couplings develop sub-Planckian Landau poles.

In various models such lighter techni-pions can be neutral Dark Matter candidates, stable thanks to accidental symmetries or G -parity. Their couplings to the di-photon resonance can reproduce the observed Dark Matter relic abundance thermally for masses around 300 GeV, while if co-annihilations are effective, masses lower than 100 GeV are favoured.

If the di-photon excess will be confirmed, with more data from the LHC we will learn the coupling of F to SM gauge bosons. This will allow to infer the quantum numbers of its TCq constituents and to sharpen the possible connection with Dark Matter. Given the simplicity and predictivity of composite models, we might soon be able to sort out the right theory.

Acknowledgments

This work was supported by the ERC grant NEO-NAT. AT is supported by an Oehme fellowship and MR by the MIUR-FIRB grant RBFR12H1MW. We thank Roberto Franceschini for useful discussions.

A Effective Lagrangian for techni-pions

We review the main ingredients of the effective chiral Lagrangian for $\text{TC}\pi$ (see [41] for a comprehensive review). We focus on the explicit breaking of the techni-flavour symmetry coming from TCq masses, gauge interactions and the axial anomaly. The NGBs are parametrised by the unitary matrix $U(x) = \exp(-2i\Pi(x)/f)$, with

$$\Pi(x) = \eta_1 \frac{\mathbb{1}_{N_{\text{TF}}}}{\sqrt{2N_{\text{TF}}}} + \pi^a T^a \tag{A.1}$$

where T^a are the generators of $\text{SU}(N_{\text{TF}})$ in the fundamental representation, normalised as $\text{Tr}(T^a T^b) = \frac{1}{2}\delta^{ab}$. The effective Lagrangian in terms of the field U can be written as [41]

$$\begin{aligned} \mathcal{L}_{\text{eff}} = & \frac{f^2}{4} \left\{ \text{Tr} \left[D_\mu U (D^\mu U)^\dagger \right] + \text{Tr} \left[2B_0 \tilde{\mathcal{M}}_{\mathcal{Q}} (U + U^\dagger) \right] + \right. \\ & \left. - \frac{a}{N_{\text{TC}}} \left[\bar{\theta}_{\text{TC}}^2 - \frac{1}{4} \left(\log \left(\frac{\det U}{\det U^\dagger} \right) \right)^2 \right] - i \frac{a}{N_{\text{TC}}} \bar{\theta}_{\text{TC}} \left[\text{Tr} (U - U^\dagger) - \log \left(\frac{\det U}{\det U^\dagger} \right) \right] \right\} + \mathcal{L}_{\text{WZW}}. \end{aligned} \tag{A.2}$$

where f is the $\text{TC}\pi$ decay constant, B_0 is a dimensional coefficient of $\mathcal{O}(\Lambda_{\text{TC}})$ and $\tilde{\mathcal{M}}_{\mathcal{Q}}$ contains the TCq mass matrix that can be chosen diagonal. The axial anomaly induces the terms proportional to a/N_{TC} where a has dimensions of a mass squared. The factor $1/N_{\text{TC}}$ is expected in a large- N_{TC} expansion [32] and manifestly shows that the axial

anomaly disappears in the large- N_{TC} limit. The parameter $\bar{\theta}_{\text{TC}}$ is defined as

$$\bar{\theta}_{\text{TC}} = \theta_{\text{TC}} - \sum_j \varphi_j, \quad (\text{A.3})$$

where θ_{TC} is the analogue of the QCD θ -angle and φ_j are the phases that appear in the minimization equations of the potential energy. They are the solutions of the so-called Dashen equations

$$2 m_i B_0 \sin \varphi_i = \frac{a}{N_{\text{TC}}} \left(\theta_{\text{TC}} - \sum_j \varphi_j \right) \quad i, j = 1, \dots, N_{\text{TF}}, \quad (\text{A.4})$$

with m_i the TCq masses. Notice that $\bar{\theta}_{\text{TC}}$ is zero if any of the TCq masses are zero.

In eq. (A.2) the NGBs are fluctuations around the vacuum selected by the Dashen equations. In this basis, the effects of the axial anomaly are also present in the mass matrix that can be written as $\tilde{\mathcal{M}}_{\mathcal{Q}} = \text{diag}(m_i \cos \varphi_i)$. The mass terms for the NGBs can be extracted from the second and the third term of eq. (A.2),

$$\mathcal{L}_{\text{mass}} = -2 B_0 \text{Tr}[\mathcal{M}_{\mathcal{Q}} \Pi^2] - \frac{a}{N_{\text{TC}}} (\text{Tr} \Pi)^2. \quad (\text{A.5})$$

Notice that even in the chiral limit ($m_i = 0$), the singlet η_1 acquires a mass induced by the axial anomaly $m_{\eta_1}^2 \approx N_{\text{TF}} a / N_{\text{TC}}$. If $a / N_{\text{TC}} \gg m_i$, the η_1 is much heavier than the other TC π (similarly to the QCD case) and can be decoupled.

The axial anomaly also leads to CP-violating interactions among the techni-pions. These terms come from the last term of eq. (A.2)

$$\mathcal{L}_{\text{cubic}} = \frac{2a}{3N_{\text{TC}} f} \bar{\theta}_{\text{TC}} \text{Tr}[\Pi^3]. \quad (\text{A.6})$$

Effects of θ_{TC} in an explicit model. We present some analytic formulae for the $U \oplus N_1 \oplus N_2$ model considered in section 5.2. In order to study the effects induced by the θ_{TC} -angle on the mass spectrum and techni-pions interactions, we need to solve the Dashen equations (A.4). For general values of the TCq masses and of a / N_{TC} , those cannot be solved analytically. In order to get analytic results, let us consider the limit

$$m_{\eta'} \gg m_U \gg m_{N_1}, m_{N_2} \quad (\text{A.7})$$

that is also relevant for the phenomenology discussed in section 5. In this limit a simple and exact solution for the Dashen equations is [51]:

$$\frac{\sin \varphi_{N_1}}{m_{N_2}} = \frac{\sin \varphi_{N_2}}{m_{N_1}} = \frac{\sin \theta_{\text{TC}}}{\sqrt{m_{N_1}^2 + m_{N_2}^2 + 2m_{N_1} m_{N_2} \cos \theta_{\text{TC}}}}, \quad \varphi_U = \mathcal{O} \left(\frac{a \bar{\theta}_{\text{TC}}}{2B_0 m_U N_{\text{TC}}} \right). \quad (\text{A.8})$$

The θ_{TC} -angle modifies the techni-pions mass spectrum with the substitution $m_{N_i} \rightarrow m_{N_i} \cos \varphi_{N_i}$:

$$\begin{aligned} m_{\Pi}^2 &= B_0(m_{N_1} \cos \varphi_{N_1} + m_{N_2} \cos \varphi_{N_2}), & m_{\phi_1}^2 &= B_0(m_U + m_{N_1} \cos \varphi_{N_1}) + \Delta_{\phi}, \\ m_{\chi}^2 &= 2B_0 m_U + \Delta_{\chi}, & m_{\phi_2}^2 &= B_0(m_U + m_{N_2} \cos \varphi_{N_2}) + \Delta_{\phi}, \end{aligned} \quad (\text{A.9})$$

where the contributions Δ from gauge interactions are defined in eq. (5.2). In the same way, the mixing (squared) mass matrix between the singlets η_1 and η_2 becomes

$$B_0 \begin{pmatrix} \frac{1}{5}(4m_U + 3m_{N_2} \cos \varphi_{N_2} + 3m_{N_1} \cos \varphi_{N_1}) & \sqrt{\frac{3}{5}}(m_{N_2} \cos \varphi_{N_2} - m_{N_1} \cos \varphi_{N_1}) \\ \sqrt{\frac{3}{5}}(m_{N_2} \cos \varphi_{N_2} - m_{N_1} \cos \varphi_{N_1}) & (m_{N_1} \cos \varphi_{N_1} + m_{N_2} \cos \varphi_{N_2}) \end{pmatrix}. \quad (\text{A.10})$$

The CP-violating trilinear couplings of eq. (5.12) are parametrized by the $\bar{\theta}_{\text{TC}}$ parameter, that is related to θ_{TC} and to the TCq masses by the Dashen equations. The solution (A.8) corresponds to

$$\frac{a}{N_{\text{TC}}} \bar{\theta}_{\text{TC}} = \frac{2B_0 m_{N_1} m_{N_2} \sin \theta_{\text{TC}}}{\sqrt{m_{N_1}^2 + m_{N_2}^2 + 2m_{N_1} m_{N_2} \cos \theta_{\text{TC}}}}. \quad (\text{A.11})$$

There is an interesting limit. When the splitting, $\delta \equiv 1 - m_{N_1}/m_{N_2}$, between the two light quarks is small we have

$$\frac{a}{N_{\text{TC}}} \bar{\theta}_{\text{TC}} = m_{\Pi, \eta_2}^2(\theta_{\text{TC}} = 0) \sin\left(\frac{\theta_{\text{TC}}}{2}\right) (1 + \mathcal{O}(\delta^2)) = m_{\Pi, \eta_2}^2 \tan\left(\frac{\theta_{\text{TC}}}{2}\right) (1 + \mathcal{O}(\delta^2)) \quad (\text{A.12})$$

where $m_{\Pi, \eta_2}^2(\theta_{\text{TC}} = 0) = B_0(m_{N_1} + m_{N_2})$ is the mass squared of Π and η_2 in the limit of vanishing θ_{TC} . In the approximation used they are related by $m_{\Pi, \eta_2}^2 = m_{\Pi, \eta_2}^2(\theta_{\text{TC}} = 0) \cos(\theta_{\text{TC}}/2) (1 + \mathcal{O}(\delta^2))$. Notice that the formulae derived here are valid for $\theta_{\text{TC}} \lesssim 1$, that is the relevant regime for our phenomenological discussion, and in the limit $m_U \gg m_{N_1, N_2}$ and $\delta \ll 1$. In this limit the mass of the di-photon candidate is not sensitive to the θ_{TC} -angle, provided $m_U \gg m_{N_1, N_2}$, while the cubic interactions can be simply expressed as functions of the physical mass m_{Π, η_2}^2 and the θ_{TC} -angle.

We can estimate the masses of the TCq as a function of M_F and M_{DM} . In the degenerate limit $m_{N_1} = m_{N_2}$, assuming a Λ_{TC} scale of order 1 TeV, we get

$$m_{N_{1,2}} \sim 60 \text{ GeV} \left(\frac{M_{\text{DM}}}{350 \text{ GeV}} \right)^2, \quad m_U \sim 700 \text{ GeV} \left(1 - 0.1 \left(\frac{M_{\text{DM}}}{350 \text{ GeV}} \right)^2 \right), \quad (\text{A.13})$$

where we used as a reference point the DM mass suggested by the di-photon signal and the thermal relic abundance as shown in the right panel of figure 3. In the non degenerate limit, for a small value of the mass splitting δ , we get a similar result so that for $M_{\text{DM}} \sim 50 \text{ GeV}$, we can estimate $m_{N_1} \sim m_{N_2} \sim \text{few GeV}$ and $m_U \sim 700 \text{ GeV}$.

Open Access. This article is distributed under the terms of the Creative Commons Attribution License ([CC-BY 4.0](https://creativecommons.org/licenses/by/4.0/)), which permits any use, distribution and reproduction in any medium, provided the original author(s) and source are credited.

References

- [1] ATLAS collaboration, *Search for resonances decaying to photon pairs in 3.2 fb⁻¹ of pp collisions at $\sqrt{s} = 13 \text{ TeV}$ with the ATLAS detector*, [ATLAS-CONF-2015-081](#) (2015).
- [2] CMS collaboration, *Search for new physics in high mass di-photon events in proton-proton collisions at $\sqrt{s} = 13 \text{ TeV}$* , [CMS-PAS-EXO-15-004](#) (2015).

- [3] M. Delmastro, *Diphoton searches in ATLAS*, talk at *Moriond 2016 conference*, La Thuile France (2016), <https://indico.in2p3.fr/e/moriondEW2016>.
- [4] P. Musella, *Diphoton Searches in CMS*, talk at *Moriond 2016 conference*, La Thuile France (2016), <https://indico.in2p3.fr/e/moriondEW2016>.
- [5] ATLAS collaboration, *Search for resonances in diphoton events with the ATLAS detector at $\sqrt{s} = 13$ TeV*, [ATLAS-CONF-2016-018](#) (2016).
- [6] CMS collaboration, *Search for new physics in high mass diphoton events in 3.3 fb^{-1} of proton-proton collisions at $\sqrt{s} = 13$ TeV and combined interpretation of searches at 8 TeV and 13 TeV*, [CMS-PAS-EXO-16-018](#) (2016).
- [7] R. Franceschini et al., *What is the $\gamma\gamma$ resonance at 750 GeV?*, *JHEP* **03** (2016) 144 [[arXiv:1512.04933](#)] [[INSPIRE](#)].
- [8] F. Goertz, J.F. Kamenik, A. Katz and M. Nardecchia, *Indirect Constraints on the Scalar Di-Photon Resonance at the LHC*, [arXiv:1512.08500](#) [[INSPIRE](#)].
- [9] M. Son and A. Urbano, *A new scalar resonance at 750 GeV: Towards a proof of concept in favor of strongly interacting theories*, [arXiv:1512.08307](#) [[INSPIRE](#)].
- [10] A. Salvio, F. Staub, A. Strumia and A. Urbano, *On the maximal diphoton width*, *JHEP* **03** (2016) 214 [[arXiv:1602.01460](#)] [[INSPIRE](#)].
- [11] Y. Hamada, H. Kawai, K. Kawana and K. Tsumura, *Models of LHC Diphoton Excesses Valid up to the Planck scale*, [arXiv:1602.04170](#) [[INSPIRE](#)].
- [12] O. Antipin, M. Redi, A. Strumia and E. Vigiani, *Accidental Composite Dark Matter*, *JHEP* **07** (2015) 039 [[arXiv:1503.08749](#)] [[INSPIRE](#)].
- [13] Y. Mambrini, G. Arcadi and A. Djouadi, *The LHC diphoton resonance and dark matter*, *Phys. Lett. B* **755** (2016) 426 [[arXiv:1512.04913](#)] [[INSPIRE](#)].
- [14] M. Backovic, A. Mariotti and D. Redigolo, *Di-photon excess illuminates Dark Matter*, *JHEP* **03** (2016) 157 [[arXiv:1512.04917](#)] [[INSPIRE](#)].
- [15] S. Knapen, T. Melia, M. Papucci and K. Zurek, *Rays of light from the LHC*, *Phys. Rev. D* **93** (2016) 075020 [[arXiv:1512.04928](#)] [[INSPIRE](#)].
- [16] C. Han, H.M. Lee, M. Park and V. Sanz, *The diphoton resonance as a gravity mediator of dark matter*, *Phys. Lett. B* **755** (2016) 371 [[arXiv:1512.06376](#)] [[INSPIRE](#)].
- [17] X.-J. Bi, Q.-F. Xiang, P.-F. Yin and Z.-H. Yu, *The 750 GeV diphoton excess at the LHC and dark matter constraints*, [arXiv:1512.06787](#) [[INSPIRE](#)].
- [18] K. Ghorbani and H. Ghorbani, *The 750 GeV Diphoton Excess from a Pseudoscalar in Fermionic Dark Matter Scenario*, [arXiv:1601.00602](#) [[INSPIRE](#)].
- [19] S. Bhattacharya, S. Patra, N. Sahoo and N. Sahu, *750 GeV Di-Photon Excess at CERN LHC from a Dark Sector Assisted Scalar Decay*, [arXiv:1601.01569](#) [[INSPIRE](#)].
- [20] F. D’Eramo, J. de Vries and P. Panci, *A 750 GeV Portal: LHC Phenomenology and Dark Matter Candidates*, [arXiv:1601.01571](#) [[INSPIRE](#)].
- [21] D. Barducci, A. Goudelis, S. Kulkarni and D. Sengupta, *One jet to rule them all: monojet constraints and invisible decays of a 750 GeV diphoton resonance*, [arXiv:1512.06842](#) [[INSPIRE](#)].

- [22] Y. Bai and R.J. Hill, *Weakly Interacting Stable Pions*, *Phys. Rev. D* **82** (2010) 111701 [[arXiv:1005.0008](#)] [[INSPIRE](#)].
- [23] Y. Bai, J. Berger and R. Lu, *750 GeV dark pion: Cousin of a dark G -parity odd WIMP*, *Phys. Rev. D* **93** (2016) 076009 [[arXiv:1512.05779](#)] [[INSPIRE](#)].
- [24] C. Kilic, T. Okui and R. Sundrum, *Vectorlike Confinement at the LHC*, *JHEP* **02** (2010) 018 [[arXiv:0906.0577](#)] [[INSPIRE](#)].
- [25] K. Harigaya and Y. Nomura, *Composite Models for the 750 GeV Diphoton Excess*, *Phys. Lett. B* **754** (2016) 151 [[arXiv:1512.04850](#)] [[INSPIRE](#)].
- [26] Y. Nakai, R. Sato and K. Tobioka, *Footprints of New Strong Dynamics via Anomaly and the 750 GeV Diphoton*, *Phys. Rev. Lett.* **116** (2016) 151802 [[arXiv:1512.04924](#)] [[INSPIRE](#)].
- [27] A. Pilaftsis, *Diphoton Signatures from Heavy Axion Decays at the CERN Large Hadron Collider*, *Phys. Rev. D* **93** (2016) 015017 [[arXiv:1512.04931](#)] [[INSPIRE](#)].
- [28] A. Belyaev, G. Cacciapaglia, H. Cai, T. Flacke, A. Parolini and H. Serôdio, *Singlets in Composite Higgs Models in light of the LHC di-photon searches*, [arXiv:1512.07242](#) [[INSPIRE](#)].
- [29] L. Bian, N. Chen, D. Liu and J. Shu, *A hidden confining world on the 750 GeV diphoton excess*, [arXiv:1512.05759](#) [[INSPIRE](#)].
- [30] E. Molinaro, F. Sannino and N. Vignaroli, *Minimal Composite Dynamics versus Axion Origin of the Diphoton excess*, [arXiv:1512.05334](#) [[INSPIRE](#)].
- [31] N. Craig, P. Draper, C. Kilic and S. Thomas, *Shedding Light on Diphoton Resonances*, [arXiv:1512.07733](#) [[INSPIRE](#)].
- [32] P. Di Vecchia and G. Veneziano, *Chiral Dynamics in the Large-N Limit*, *Nucl. Phys. B* **171** (1980) 253 [[INSPIRE](#)].
- [33] PARTICLE DATA GROUP collaboration, K.A. Olive et al., *Review of Particle Physics*, *Chin. Phys. C* **38** (2014) 090001 [[INSPIRE](#)].
- [34] ATLAS collaboration, *Search for high-mass diphoton resonances in pp collisions at $\sqrt{s} = 8$ TeV with the ATLAS detector*, *Phys. Rev. D* **92** (2015) 032004 [[arXiv:1504.05511](#)] [[INSPIRE](#)].
- [35] CMS collaboration, *Search for diphoton resonances in the mass range from 150 to 850 GeV in pp collisions at $\sqrt{s} = 8$ TeV*, *Phys. Lett. B* **750** (2015) 494 [[arXiv:1506.02301](#)] [[INSPIRE](#)].
- [36] ATLAS collaboration, *Search for new phenomena in the dijet mass distribution using p – p collision data at $\sqrt{s} = 8$ TeV with the ATLAS detector*, *Phys. Rev. D* **91** (2015) 052007 [[arXiv:1407.1376](#)] [[INSPIRE](#)].
- [37] CMS Collaboration, *Search for Resonances Decaying to Dijet Final States at $\sqrt{s} = 8$ TeV with Scouting Data*, [CMS-PAS-EXO-14-005](#) (2014).
- [38] K. Harigaya and Y. Nomura, *A Composite Model for the 750 GeV Diphoton Excess*, *JHEP* **03** (2016) 091 [[arXiv:1602.01092](#)] [[INSPIRE](#)].
- [39] CMS collaboration, *Search for pair-produced resonances decaying to jet pairs in proton-proton collisions at $\sqrt{s} = 8$ TeV*, *Phys. Lett. B* **747** (2015) 98 [[arXiv:1412.7706](#)] [[INSPIRE](#)].
- [40] P. Draper and D. McKeen, *Diphotons, New Vacuum Angles and Strong CP*, *JHEP* **04** (2016) 127 [[arXiv:1602.03604](#)] [[INSPIRE](#)].

- [41] A. Pich and E. de Rafael, *Strong CP-violation in an effective chiral Lagrangian approach*, *Nucl. Phys. B* **367** (1991) 313 [[INSPIRE](#)].
- [42] G.F. Giudice, C. Grojean, A. Pomarol and R. Rattazzi, *The Strongly-Interacting Light Higgs*, *JHEP* **06** (2007) 045 [[hep-ph/0703164](#)] [[INSPIRE](#)].
- [43] Y. Bai and J. Osborne, *Chromo-Rayleigh Interactions of Dark Matter*, *JHEP* **11** (2015) 036 [[arXiv:1506.07110](#)] [[INSPIRE](#)].
- [44] M. Cirelli, N. Fornengo and A. Strumia, *Minimal dark matter*, *Nucl. Phys. B* **753** (2006) 178 [[hep-ph/0512090](#)] [[INSPIRE](#)].
- [45] LUX collaboration, D.S. Akerib et al., *Improved Limits on Scattering of Weakly Interacting Massive Particles from Reanalysis of 2013 LUX Data*, *Phys. Rev. Lett.* **116** (2016) 161301 [[arXiv:1512.03506](#)] [[INSPIRE](#)].
- [46] J.M. Alarcon, J. Martin Camalich and J.A. Oller, *The chiral representation of the πN scattering amplitude and the pion-nucleon sigma term*, *Phys. Rev. D* **85** (2012) 051503 [[arXiv:1110.3797](#)] [[INSPIRE](#)].
- [47] J.M. Alarcon, L.S. Geng, J. Martin Camalich and J.A. Oller, *The strangeness content of the nucleon from effective field theory and phenomenology*, *Phys. Lett. B* **730** (2014) 342 [[arXiv:1209.2870](#)] [[INSPIRE](#)].
- [48] R.M. Godbole, G. Mendiratta and T.M.P. Tait, *A Simplified Model for Dark Matter Interacting Primarily with Gluons*, *JHEP* **08** (2015) 064 [[arXiv:1506.01408](#)] [[INSPIRE](#)].
- [49] A. De Simone, G.F. Giudice and A. Strumia, *Benchmarks for Dark Matter Searches at the LHC*, *JHEP* **06** (2014) 081 [[arXiv:1402.6287](#)] [[INSPIRE](#)].
- [50] O. Antipin, M. Redi and A. Strumia, *Dynamical generation of the weak and Dark Matter scales from strong interactions*, *JHEP* **01** (2015) 157 [[arXiv:1410.1817](#)] [[INSPIRE](#)].
- [51] E. Witten, *Large- N Chiral Dynamics*, *Annals Phys.* **128** (1980) 363 [[INSPIRE](#)].