

Renormalization group improvement of the effective potential: an EFT approach

Aneesh V. Manohar^a and Emily Nardoni^b

^a*Department of Physics, University of California, San Diego,
9500 Gilman Drive, La Jolla, CA 92093-0319, U.S.A.*

^b*Mani L. Bhaumik Institute for Theoretical Physics,
Department of Physics and Astronomy, University of California,
Los Angeles, CA 90095, U.S.A.*

E-mail: amanohar@ucsd.edu, enardoni@ucla.edu

ABSTRACT: We apply effective field theory (EFT) methods to compute the renormalization group improved effective potential for theories with a large mass hierarchy. Our method allows one to compute the effective potential in a systematic expansion in powers of the mass ratio, as well as to sum large logarithms of mass ratios using renormalization group evolution. The effective potential is the sum of one-particle irreducible diagrams (1PI) but information about which diagrams are 1PI is lost after matching to the EFT, since heavy lines get shrunk to a point. We therefore introduce a tadpole condition in place of the 1PI condition, and use the renormalization group improved value of the tadpole in computing the effective potential. We explain why the effective potential computed using an EFT is not the same as the effective potential of the EFT. We illustrate our method using the $O(N)$ model, a theory of two scalars in the unbroken and broken phases, and the Higgs-Yukawa model. Our leading-log result, obtained by integrating the one-loop β -functions, correctly reproduces the log-squared term in explicit two-loop calculations. Our method does not have a Goldstone boson infrared divergence problem.

KEYWORDS: Effective Field Theories, Renormalization Group, Resummation

ARXIV EPRINT: [2010.15806](https://arxiv.org/abs/2010.15806)

Contents

1	Introduction	1
2	The Coleman-Weinberg potential	3
2.1	QFT 101	4
2.2	Jackiw's method	4
2.3	Effective potential for a subset of the fields	8
2.4	β -functions and one-loop running	8
2.5	Summing logarithms	11
3	EFT method applied to the $O(N)$ model	13
3.1	Preliminaries and power counting	13
3.2	A step-by-step overview	15
3.3	Matching to the EFT at μ_H	18
3.4	RG improvement	20
3.5	Tadpole improvement	21
3.6	Comparison with the two-loop result	23
4	Two scalar fields in the unbroken phase	24
4.1	Preliminaries and power counting	24
4.2	Matching to the EFT at μ_H	26
4.3	RG improvement	29
4.4	Interlude: a fixed order perspective	29
4.5	Tadpole improvement	31
4.6	Comparison with the two-loop result	33
5	Two scalar fields in the broken phase	34
5.1	Power counting	34
5.2	The result	35
5.3	Minimizing the RG improved potential	36
6	Higgs-Yukawa model	40
6.1	Power counting	40
6.2	The case $M_F \gg M_B$	41
6.3	The case $M_B \gg M_F$	42
7	Comparison with previous work	44
7.1	$O(N)$ model	45
7.2	Two scalar fields in the broken phase	45
7.3	Higgs-Yukawa model	45
7.4	Taming Goldstone boson divergences	47
7.5	Comments on the standard model	51

8 Conclusion	51
A Examples of β functions	52
A.1 $O(N_\chi) \times O(N_\phi)$ model in the unbroken and broken phases	53
A.2 $O(N)$ model through dimension 6	54
A.3 $O(N)$ model with a singlet	55
B RGE solution for the scalar theory	56
C Perturbative integration of RGE	56
D Expanding $\Omega(\Delta)$	57
E Passarino-Veltman integrals	58

1 Introduction

The effective potential $V(\phi)$ plays an important role in determining the vacuum of a quantum field theory. In a foundational paper [1], Coleman and Weinberg computed the one-loop effective potential in a generic gauge theory and showed that in scalar QED, for a range of parameters, the ground state of the theory is shifted from the classical vacuum due to radiative corrections. They also computed the renormalization group (RG) improved effective potential, obtained by RG evolution of the couplings.

In general, in a theory with multiple mass scales it is not possible to choose a single renormalization scale that removes all large logarithms in the effective potential. In this paper, we compute the renormalization group improved effective potential using techniques from effective field theory (EFT). In a theory with multiple scales, EFTs allow one to compute in an expansion in powers of the ratio of scales, $z \sim m_L/m_H \ll 1$, as well as to sum the leading-log (LL) renormalization group series $(\lambda \ln z)^n$, the next-to-leading-log series (NLL) $\lambda(\lambda \ln z)^n$, etc. Here m_L and m_H are generic light and heavy scales, and λ is a generic coupling constant. We will refer to the original theory whose effective potential is to be computed as the high-energy theory, and the theory given by integrating out m_H as the low-energy theory, or EFT. We use the terms Coleman-Weinberg potential and effective potential interchangeably.

We apply our method to the $O(N)$ model in the broken phase, a theory with two scalar fields with widely separated vacuum expectation values in the unbroken and broken phases, and the Higgs-Yukawa model. There are several subtleties which are illustrated by these examples. The computation of the effective potential differs from usual EFT calculations in several important respects:

- The expectation value $\langle \phi \rangle$ of a light field in the high energy theory is *not* the same as the expectation value $\langle \phi \rangle$ in the low-energy theory, because of matching corrections. Even though the same symbol ϕ is used, the two fields are not the same.

- As a result, the Coleman-Weinberg potential computed *using* an EFT is not the same as computing the Coleman-Weinberg potential *of* the EFT. The distinction will become clear when we discuss the examples.
- The effective potential is obtained by computing one-particle irreducible (1PI) graphs in the high-energy theory. When heavy particles are integrated out, information about which graphs are one-particle irreducible is lost in the low-energy theory, since heavy particle lines are shrunk to a point. We show that a vanishing tadpole condition in the high-energy theory is equivalent to only retaining 1PI graphs. We explain how to match the tadpole condition to the EFT, and compute its RG improved value.

Our method shows how to deal with these subtleties. We show that our results for power corrections and for the $(\lambda \ln z)^2$ terms in the LL series differ from those obtained in earlier attempts at RG improvement. Our result at leading-log order is given by tree-level matching and one-loop running, and can be compared with the two-loop (fixed order) computation of the Coleman-Weinberg potential [2–4]. Our method correctly reproduces the $(\lambda \ln z)^2$ term in the two-loop effective potential by integrating the one-loop renormalization group equations (RGE). Importantly, there are tree-level matching corrections to the low-energy theory and tadpole contributions that have to be included to get the correct result.

Our work departs from previous literature on the RG improvement of the effective potential in cases with multiple mass scales. One method which was proposed in ref. [5] introduces multiple independent renormalization scales μ , such that the effective potential satisfies multiple renormalization group equations. This method was modified in refs. [6, 7], and more recently in ref. [8]. Broadly, the difficulties of this approach are that it is hard to solve the multiple RGE at once, and also that it generically introduces logarithms of m_L/m_H in the β -functions, which means that it does not allow one to sum all the higher-order logarithms using RG evolution.

An EFT inspired approach was first applied to this problem in ref. [9], which studied the Higgs-Yukawa model that we consider in section 6. A modified version of this approach was advocated in ref. [10], which we discuss in more detail in section 7.4. This method was generalized in ref. [11], which applied it to the two-scalar case model discussed in section 4, and to the Higgs-Yukawa model. A recent attempt at applying the methods of ref. [9] to the two-scalar model is given in ref. [12]. In section 7.4 we compare our method in various examples to these earlier results. The Coleman-Weinberg potential and RG improvement in curved spacetimes has been studied in refs. [13, 14]. The methods in this paper also apply to curved spacetime calculations.

Other references using different approaches to those mentioned above are ref. [15] — which conjectured improved boundary conditions that summed the leading log series in some examples, but which gave no general prescription, and ref. [16] — which used a mass-dependent renormalization scheme. Ref. [17] uses unmodified RGE with particular boundary conditions to resum logarithmic contributions at a given loop order (but not the leading logarithmic series). We will not comment further on these different approaches here.

The outline of this paper is as follows. Section 2 is a review of the Coleman-Weinberg potential, and Jackiw’s functional integral method for computing it [18]. We show that

only retaining 1PI diagrams is equivalent to a vanishing tadpole condition which can be implemented in the EFT. We discuss the relation between the one-loop Coleman-Weinberg potential and one-loop β -functions, and show how shift invariance leads to strong constraints on the form of the β -functions. We show how the results in this section can be used to compute the renormalization of higher dimension operators, such as the $(H^\dagger H)^6$ term in the SMEFT Lagrangian.

We then illustrate our method by a sequence of examples, each of which illustrates new aspects of the method. In all cases, we compare with the explicit two-loop calculation, and show that our method correctly reproduces the two-loop term in the LL series. We start in section 3 by considering the $O(N)$ model in the broken phase. After introducing the power counting relevant to this first example, we present the step-by-step guide to our procedure that is implemented in all the cases in section 3.2. A summary of these steps appears in figure 6 of that section. We then compute the RG improved Coleman-Weinberg potential for this case, and show how to implement the tadpole condition in the EFT.

Section 4 discusses the two-scalar model in the unbroken phase. This model in particular has off-diagonal terms in the mass matrix, and non-trivial tree-level matching contributions. Section 5 analyzes this model in the broken phase, with two widely separated vacuum expectation values (VEVs). This example is closest to more realistic theories, such as a unified theory which has two VEVs which are widely separated — one at the unification scale $\sim 10^{16}$ GeV, and the other at the electroweak scale ~ 246 GeV. We give plots of the RG improved Coleman-Weinberg potential and show the impact of RG summation and the tadpole contribution.

Section 6 discusses the Higgs-Yukawa model, which features non-scalar fields and wave-function renormalization at one-loop. We analyze both the case where the boson is much heavier than the fermion(s), and the case where the boson is much lighter than the fermion(s). Sections 3 and 4 contain most of the discussion necessary to understand the subtleties of our methods, and so our analysis in sections 5 and 6 is more brief. Section 7.4 gives a comparison of our results with previous work. The β -functions for some common theories are given in the appendices, along with solutions to the RGEs which are needed for our examples.

2 The Coleman-Weinberg potential

This section reviews the classic computation of the effective potential and defines notation. After reminding the reader of the definition of the effective potential, we review in some detail Jackiw's method for computing the effective action in terms of one-particle-irreducible (1PI) graphs. We show that only computing 1PI graphs is equivalent to a vanishing tadpole condition. We then discuss the 1-loop renormalization group properties satisfied by the effective potential, and review the method of RG improving the effective potential in a problem with a single mass scale, which was given in the original paper [1]. Throughout we will highlight properties of the effective potential which are useful for the EFT computations in later sections.

2.1 QFT 101

For the purposes of this section, let φ^a denote a set of scalar fields, although we often suppress a indices. The partition function is

$$Z[J] = e^{\frac{i}{\hbar}W[J]} = \int \prod_a D\varphi^a e^{\frac{i}{\hbar}(S(\varphi) + \int d^4x J_a \varphi^a)}, \quad S(\varphi) = \int d^4x \mathcal{L}(\varphi). \quad (2.1)$$

This defines the connected generating functional $W[J]$, obtained by performing the path integral over the fields in the presence of external sources J_a .

Define the classical background field $\hat{\varphi}$ as the expectation value of the field φ in the presence of the current J . The field $\hat{\varphi}$ is the conjugate variable to $J(x)$,

$$\hat{\varphi}(x) = \langle \varphi(x) \rangle_J = \frac{1}{Z[J]} \int D\varphi \varphi(x) e^{\frac{i}{\hbar}(S(\varphi) + \int d^4x J\varphi)} = \frac{\delta W[J]}{\delta J(x)}. \quad (2.2)$$

When $J = 0$, $\hat{\varphi}(x)|_{J=0} \equiv \hat{\varphi}_0$ is the expectation value of φ in the true vacuum of the theory. The 1PI effective action is the Legendre transform of $W[J]$,

$$\Gamma[\hat{\varphi}] = W[J] - \int d^4x J(x)\hat{\varphi}(x), \quad (2.3)$$

and the effective potential is the first term in a derivative expansion of $\Gamma[\hat{\varphi}]$, i.e. the value of $\Gamma[\hat{\varphi}]$ for constant external fields,

$$\Gamma[\hat{\varphi}] = - \int d^4x V_{\text{CW}}(\hat{\varphi}) + \int d^4x \frac{1}{2} Z(\hat{\varphi})(\partial_\mu \hat{\varphi})^2 + \dots \quad (2.4)$$

Throughout we name the effective potential V_{CW} . The effective action $\Gamma[\hat{\varphi}]$ is given by the sum of 1PI graphs. It is an extensive quantity, proportional to the volume of spacetime. In particular, note that

$$\frac{\delta \Gamma[\hat{\varphi}]}{\delta \hat{\varphi}(x)} = -J(x) \quad \Rightarrow \quad \left. \frac{\delta \Gamma[\hat{\varphi}]}{\delta \hat{\varphi}(x)} \right|_{J=0} = 0. \quad (2.5)$$

From now on, we assume that $\hat{\varphi}$ is independent of x . Then, we can remove the ... from (2.4) and pull $V_{\text{CW}}(\hat{\varphi})$ out of the integral, leaving an overall factor of spacetime volume. Equation (2.5) implies

$$\left. \frac{\partial V_{\text{CW}}(\hat{\varphi})}{\partial \hat{\varphi}} \right|_{\hat{\varphi}_0} = 0. \quad (2.6)$$

The value of $\hat{\varphi}$ for which the minimum occurs is the expectation value of φ in the true vacuum, and the value of $V_{\text{CW}}(\hat{\varphi}_0)$ gives the vacuum energy density in the ground state.

2.2 Jackiw's method

We summarize here Jackiw's method for computing the effective potential [18]. We present the results in a manner that makes clear why the effective potential is the sum of 1PI diagrams, and also show how to adapt Jackiw's method to an EFT.

The first step is to shift the scalar field by its background value $\varphi(x) = \hat{\varphi}(x) + \varphi_q(x)$. The functional integral is now over the “quantum field” φ_q since the functional integral measure is invariant under shifts, $D\varphi = D\varphi_q$. Requiring $\langle \varphi \rangle = \hat{\varphi}$ is equivalent to requiring $\langle \varphi_q \rangle = 0$.

The effective action $\Gamma[\hat{\varphi}]$ is computed from the functional integral eq. (2.1) by subtracting $J\hat{\varphi}$ from $W[J]$, using eq. (2.3). Since the functional integral is over φ_q , and J and $\hat{\varphi}$ are independent of φ_q , the term $J\hat{\varphi}$ can be taken out of the functional integral,

$$Z[J] = e^{\frac{i}{\hbar}W[J]} = e^{\frac{i}{\hbar} \int d^4x J\hat{\varphi}} \int \prod_a D\varphi_q^a e^{\frac{i}{\hbar} \int d^4x [\mathcal{L}(\hat{\varphi} + \varphi_q) + J\varphi_q]}, \quad (2.7)$$

such that

$$e^{\frac{i}{\hbar}\Gamma[\hat{\varphi}]} = \int \prod_a D\varphi_q^a e^{\frac{i}{\hbar} \int d^4x [\mathcal{L}(\hat{\varphi} + \varphi_q) + J\varphi_q]} = e^{\frac{i}{\hbar}(W[J] - \int d^4x J\hat{\varphi})}. \quad (2.8)$$

The shifted Lagrangian can be expanded in powers of φ_q ,

$$\mathcal{L}(\hat{\varphi} + \varphi_q) = -\hat{\Lambda}(\hat{\varphi}) - \hat{\sigma}(\hat{\varphi})\varphi_q + \frac{1}{2}i\mathcal{D}^{-1}(\hat{\varphi})\hat{\varphi}_q^2 - \frac{1}{6}\hat{\rho}(\hat{\varphi})\varphi_q^3 - \frac{1}{24}\hat{\lambda}(\hat{\varphi})\varphi_q^4 + \dots \quad (2.9)$$

The couplings without hats are couplings before the shift, and couplings with hats are those after the shift. Eq. (2.9) defines notation we will use in the rest of this paper for the couplings in the shifted theory. If the theory is renormalizable, the series terminates at order φ_q^4 . We have defined $\hat{\Lambda}(\hat{\varphi})$ as (minus) the constant term in this expansion, and it is equal to the potential evaluated on the background fields plus the cosmological constant,

$$\hat{\Lambda}(\hat{\varphi}) = V(\hat{\varphi}) + \Lambda. \quad (2.10)$$

Following ref. [1], the matrix of second derivatives of the scalar potential is

$$W_{ab}(\hat{\varphi}) = \frac{\partial^2 V(\hat{\varphi})}{\partial \varphi^a \partial \varphi^b}, \quad \text{with eigenvalues } w_i(\hat{\varphi}). \quad (2.11)$$

If the kinetic terms are diagonal, the inverse propagator is $i\mathcal{D}_{ab}^{-1} = -\partial^2 \delta_{ab} - W_{ab}$.

The functional integral eq. (2.8) is given by the sum of vacuum graphs of the theory, with the subsidiary condition that $\langle \varphi_q \rangle = 0$. Diagrammatically, $\langle \varphi_q \rangle$ is the sum of tadpole graphs, figure 1a. The graphs include the linear term $\hat{\sigma}\varphi_q$ in the shifted Lagrangian (2.9), as well the source J . The source is adjusted to make the total tadpole vanish. At tree-level, this is accomplished by simply setting $J = \hat{\sigma}$. Let us implement this tree-level condition by splitting

$$J = \hat{\sigma} + \mathcal{J}, \quad (2.12)$$

where \mathcal{J} is to be formally treated as starting at one-loop order. Eq. (2.8) can then be written as

$$e^{\frac{i}{\hbar}\Gamma[\hat{\varphi}]} = \int \prod_a D\varphi^a e^{\frac{i}{\hbar} \int d^4x \hat{\mathcal{L}}}. \quad (2.13)$$

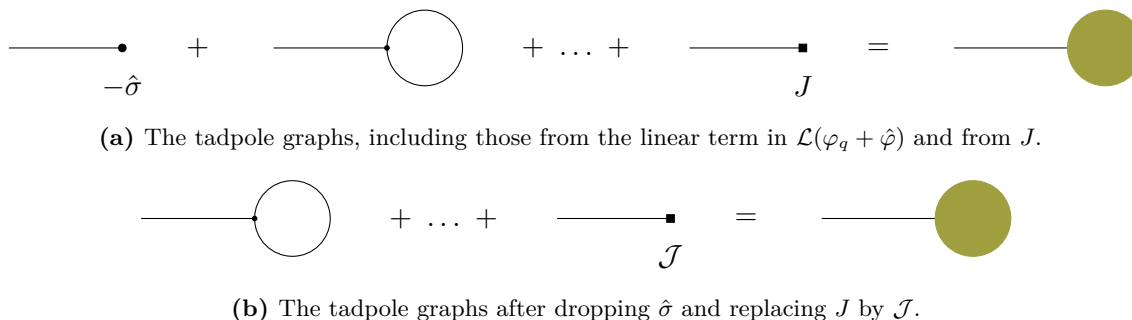


Figure 1. $\langle \varphi \rangle_q$ is given by the sum of all tadpole graphs. Regardless of how the source J is decomposed, the total tadpole contribution vanishes.

We have defined $\hat{\mathcal{L}}$ in the exponent in eq. (2.13) as the shifted Lagrangian with the linear term dropped, plus $\mathcal{J}\varphi_q$:

$$\begin{aligned} \hat{\mathcal{L}} &\equiv \mathcal{L}(\varphi_q + \hat{\varphi}) + \hat{\sigma}(\hat{\varphi})\varphi_q + \mathcal{J}\varphi_q \\ &= -\hat{\Lambda}(\hat{\varphi}) + \mathcal{J}\varphi_q + \frac{1}{2}i\mathcal{D}^{-1}(\hat{\varphi})\hat{\varphi}_q^2 - \frac{1}{6}\hat{\rho}(\hat{\varphi})\varphi_q^3 - \frac{1}{24}\hat{\lambda}(\hat{\varphi})\varphi_q^4 + \dots \end{aligned} \tag{2.14}$$

The tadpole graphs are thus modified as shown in figure 1b, with J replaced by \mathcal{J} , and the $\hat{\sigma}$ graph dropped. Equation (2.13) is the expression derived by Jackiw [18].

Let us set aside the subtleties with the source \mathcal{J} for the moment, and give the effective potential to one-loop order. Performing the path integral over φ_q , we obtain

$$V_{\text{CW}}(\hat{\varphi}) = \hat{\Lambda}(\hat{\varphi}) + \frac{i\hbar}{2}\text{Tr} \ln i\mathcal{D}^{-1}(\hat{\varphi}) + \mathcal{O}(\hbar^2). \tag{2.15}$$

The tree level piece is just the potential in the Lagrangian evaluated on the background fields plus the cosmological constant, eq. (2.10). The one-loop contribution in the $\overline{\text{MS}}$ scheme including scalar, fermion and gauge loops is

$$\begin{aligned} V_{\text{CW}}(\hat{\varphi}) &= V_{\text{tree}}(\hat{\varphi}) + \hbar V_{1\text{-loop}}(\hat{\varphi}) + \mathcal{O}(\hbar^2) \\ V_{\text{tree}} &= \hat{\Lambda}(\hat{\varphi}) = V(\hat{\varphi}) + \Lambda(\hat{\varphi}) \\ V_{1\text{-loop}} &= \frac{1}{64\pi^2} \left\{ \text{Tr} W^2 \left[\ln \frac{W}{\mu^2} - \frac{3}{2} \right] - 2 \text{Tr} \left(M_F^\dagger M_F \right)^2 \left[\ln \frac{M_F^\dagger M_F}{\mu^2} - \frac{3}{2} \right] \right. \\ &\quad \left. + 3 \text{Tr} M_V^4 \left[\ln \frac{M_V^2}{\mu^2} - \frac{5}{6} \right] \right\}, \end{aligned} \tag{2.16}$$

where $W(\hat{\varphi}) \equiv W_{ab}(\hat{\varphi})$ defined in eq. (2.11), M_F and M_V^2 are the mass matrices for real scalar fields, Weyl fermions, and gauge bosons, respectively, and the traces are over flavor indices. To reiterate, the mass matrices are computed in a background external field, and so depend on $\hat{\varphi}$.

We now return to understanding the 1PI-nature of V_{CW} . Graphically, the functional integral eq. (2.13) is the sum of vacuum graphs of φ_q with vertices which depend on $\hat{\varphi}$. The action starts at quadratic order in φ_q . The one-loop and two-loop graphs are shown

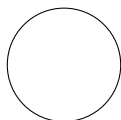
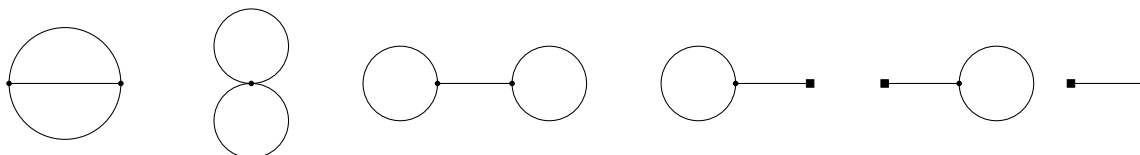
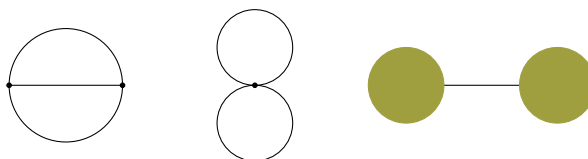


Figure 2. One-loop contribution to the effective action.



(a) Two loop contribution to the effective action including the source term \mathcal{J} , which is formally of one-loop order.



(b) The same graphs as in (a), but using instead the total tadpole contribution (see figure 1).

Figure 3. The two-loop contribution to the effective action. The black rectangles are the \mathcal{J} vertex, and are formally of one-loop order. The shaded blob is the total tadpole contribution.

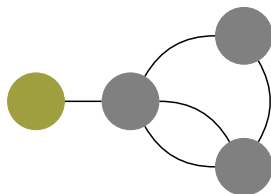


Figure 4. A one-particle reducible contribution to the effective action, which vanishes due to the tadpole constraint.

in figure 2 and figure 3, respectively. \mathcal{J} is counted as being one-loop, and so the last three graphs in figure 3a with insertions of \mathcal{J} are treated as two-loop graphs. Comparing with the tadpole graphs figure 1b, we see that the last four graphs in figure 3a can be combined, so that the two-loop contribution is given diagrammatically as in figure 3b. By construction, the total tadpole contribution vanishes, so that $\langle \varphi_q \rangle = 0$. This means we can drop the last diagram in figure 3b, leaving only the two *one-particle irreducible graphs*, one with two insertions of the φ_q^3 interaction, and one with one insertion of the φ_q^4 interaction. The argument clearly holds at higher order. In general, one-particle reducible lines such as those in figure 4 end in tadpoles, which vanish. We thus obtain the result of Jackiw [18]:

To compute $\Gamma[\hat{\varphi}]$, shift $\varphi \rightarrow \hat{\varphi} + \varphi_q$, drop the terms linear in φ_q in the action, and compute 1PI vacuum graphs.

The use of an explicit source term \mathcal{J} and a vanishing tadpole condition rather than summing 1PI graphs allows us to avoid the problem mentioned in the Introduction that

1PI graphs in the low-energy theory are not the same as 1PI graphs in the high-energy theory, since heavy particle lines have been shrunk to a point. The tadpole condition can be matched onto the EFT by constructing the EFT in the presence of a source \mathcal{J} , as shown in section 3. It is worth noting that \mathcal{J} cancels the full tadpole, and so has both infinite $1/\epsilon^r$ and finite pieces.

2.3 Effective potential for a subset of the fields

In a theory with multiple scalar fields, we are sometimes interested in the effective action as a function of only some of the scalar fields. Divide the scalar fields into two groups, φ and χ . As reviewed in section 2.1, we can compute the effective action $\Gamma[\hat{\varphi}, \hat{\chi}]$ by introducing sources for φ and χ , and computing the Legendre transform. We can instead compute $\Gamma[\hat{\varphi}]$ by introducing sources and taking the Legendre transform only for φ , but not for χ . How are $\Gamma[\hat{\varphi}, \hat{\chi}]$ and $\Gamma[\hat{\varphi}]$ related? From the definition of the effective action in eq. (2.1)–(2.3), one can easily see that $\Gamma[\hat{\varphi}]$ can be obtained by introducing sources for both φ and χ , with the source J_χ for χ set to zero. From eq. (2.5), we see that this implies

$$\Gamma[\hat{\varphi}] = \Gamma[\hat{\varphi}, \hat{\chi}] \Big|_{\frac{\partial \Gamma[\hat{\varphi}, \hat{\chi}]}{\partial \chi} = 0} . \tag{2.17}$$

I.e. one finds the value of $\hat{\chi}$ that extremizes $\Gamma[\hat{\varphi}, \hat{\chi}]$ for a fixed value of $\hat{\varphi}$, and substitutes this value (which is a function of $\hat{\varphi}$) back into $\Gamma[\hat{\varphi}, \hat{\chi}]$. The Coleman-Weinberg potential in the theory with χ integrated out is $\Gamma[\hat{\varphi}]$, and is related to the Coleman-Weinberg potential in the theory with both fields by eq. (2.17).

2.4 β -functions and one-loop running

Let us now address the renormalization group running of the effective potential.¹ Implicit in the computations of section 2.2 is the fact that all computations are done in a renormalized theory. We use dimensional regularization in this paper, so all couplings are evaluated at a scale μ . Since the scalar field can have an anomalous dimension, φ implicitly also has a μ label $\varphi(\mu)$.

The all-orders potential obeys the renormalization group equation

$$\left[\frac{\partial}{\partial t} + \beta_i \frac{\partial}{\partial \lambda_i} - \gamma_\varphi \varphi \frac{\partial}{\partial \varphi} \right] V_{\text{CW}} = 0 . \tag{2.18}$$

The couplings λ , m^2 , etc. are denoted generically as $\{\lambda_i\}$, and satisfy the β -function equations

$$\frac{d\lambda_i}{dt} = \beta_i(\{\lambda_i\}) , \tag{2.19}$$

where we have defined

$$t \equiv \frac{1}{16\pi^2} \ln \frac{\mu}{\mu_0} , \tag{2.20}$$

¹For a discussion of the RG improved potential in massive theories, see References [19, 20].

and μ_0 is any fixed reference scale. We will interchangeably use μ and t as the coupling constant argument. Using t instead of $\ln \mu$ multiplies all the β -functions and γ_φ by $16\pi^2$ relative to the $\ln \mu$ derivatives. γ_φ is the anomalous dimension of φ ,

$$\frac{d\varphi}{dt} = -\gamma_\varphi \varphi. \quad (2.21)$$

At one-loop order the total potential is $V_{\text{CW}} = V_{\text{tree}} + V_{1\text{-loop}}$, the β -functions start at one-loop order, and V_{tree} has no explicit μ -dependence, so eq. (2.18) reduces to

$$\begin{aligned} & \left[\beta_i \frac{\partial}{\partial g_i} - \gamma_\varphi \varphi \frac{\partial}{\partial \varphi} \right] V_{\text{tree}} + \frac{\partial}{\partial t} V_{1\text{-loop}} = 0 \\ \implies & \left[\beta_i \frac{\partial}{\partial g_i} - \gamma_\varphi \varphi \frac{\partial}{\partial \varphi} \right] V_{\text{tree}} = \frac{1}{2} \text{Tr} W^2 - \text{Tr} \left(M_F^\dagger M_F \right)^2 + \frac{3}{2} \text{Tr} M_V^4. \end{aligned} \quad (2.22)$$

From eq. (2.22), we can immediately read off the one-loop β -functions for the terms in the scalar potential by matching powers of φ on both sides of the equation. Eq. (2.22) can also be applied to theories with interactions beyond dimension four, and we use it to derive the anomalous dimension for the SMEFT operator $(H^\dagger H)^3$ in appendix A.2.

As an example, consider the Higgs-Yukawa theory discussed in section 6, with Lagrangian

$$\mathcal{L} = \frac{1}{2} (\partial_\mu \varphi)^2 + \sum_k i \bar{\psi}_k \not{\partial} \psi_k - (m_F + g\varphi) \bar{\psi}_k \psi_k - V(\varphi) \quad (2.23)$$

and scalar potential

$$V(\varphi) = \Lambda + \sigma\varphi + \frac{m_B^2}{2} \varphi^2 + \frac{\rho}{6} \varphi^3 + \frac{\lambda}{24} \varphi^4. \quad (2.24)$$

The sum on k is over N_F fermions. The theory has an exact $U(N_F)$ symmetry, and all couplings are taken to be real. The couplings are $\{\lambda_i\} = \{\Lambda, \sigma, M^2, \rho, \lambda, m, g\}$ and

$$W(\varphi) = \frac{\partial^2 V}{\partial \varphi^2} = m_B^2 + \rho\varphi + \frac{1}{2} \lambda \varphi^2, \quad M_F(\varphi) = m_F + g\varphi, \quad (2.25)$$

are the scalar and Dirac fermion mass matrices. Eq. (2.22) and eq. (2.16) give

$$\begin{aligned} & \beta_\Lambda + (\beta_\sigma - \gamma_\varphi) \varphi + \frac{1}{2} (\beta_{m_B^2} - 2\gamma_\varphi) \varphi^2 + \frac{1}{6} (\beta_\rho - 3\gamma_\varphi) \varphi^3 + \frac{1}{24} (\beta_\lambda - 4\gamma_\varphi) \varphi^4 \\ & = \frac{1}{2} \left(m_B^2 + \rho\varphi + \frac{1}{2} \lambda \varphi^2 \right)^2 - 2N_F (m_F + g\varphi)^4, \end{aligned} \quad (2.26)$$

so that

$$\begin{aligned} \beta_\Lambda &= \frac{1}{2} m_B^4 - 2N_F m_F^4, \\ \beta_\sigma &= m_B^2 \rho - 8N_F g m_F^3 + \gamma_\varphi \sigma, \\ \beta_{m_B^2} &= \lambda m_B^2 + \rho^2 - 24N_F g^2 m_F^2 + 2\gamma_\varphi m_B^2, \\ \beta_\rho &= 3\lambda\rho - 48N_F g^3 m_F + 3\gamma_\varphi \rho, \\ \beta_\lambda &= 3\lambda^2 - 48N_F g^4 + 4\gamma_\varphi \lambda. \end{aligned} \quad (2.27)$$

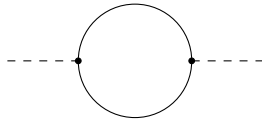


Figure 5. One-loop wavefunction renormalization for φ . The solid line is the fermion ψ_k and the dashed line is the scalar φ .

The anomalous dimension γ_φ requires computing graphs with external momentum. In this theory, the only graph which contributes is shown in figure 5, which gives

$$\gamma_\varphi = 2g^2 N_F. \quad (2.28)$$

The β -functions for couplings containing fermions require computing one-loop graphs with external fermion fields, and are given as

$$\gamma_\psi = \frac{1}{2}g^2, \quad \beta_{m_F} = 3g^2 m_F, \quad \beta_g = (3 + 2N_F)g^3. \quad (2.29)$$

We will need these expressions in section 6. The solution of the RG equations eq. (2.27) in the theory without fermions will be needed later, and is given in appendix B.

For the computation of the Coleman-Weinberg potential using the method in section 2.2, one also needs the Lagrangian after the shift $\varphi = \hat{\varphi} + \varphi_q$. The Higgs-Yukawa Lagrangian in eq. (2.24) retains the same form after this shift, but with new couplings \hat{m}_F , etc. which are functions of $\hat{\varphi}$, given by

$$\begin{aligned} \hat{m}_F &= m_F + g\hat{\varphi}, \\ \hat{g} &= g, \\ \hat{\Lambda} &= \Lambda + \sigma\hat{\varphi} + \frac{1}{2}m_B^2\hat{\varphi}^2 + \frac{1}{6}\rho\hat{\varphi}^3 + \frac{1}{24}\lambda\hat{\varphi}^4, \\ \hat{\sigma} &= \sigma + m_B^2\hat{\varphi} + \frac{1}{2}\rho\hat{\varphi}^2 + \frac{1}{6}\lambda\hat{\varphi}^3, \\ \hat{m}_B^2 &= m_B^2 + \rho\hat{\varphi} + \frac{1}{2}\lambda\hat{\varphi}^2, \\ \hat{\rho} &= \rho + \lambda\hat{\varphi}, \\ \hat{\lambda} &= \lambda. \end{aligned} \quad (2.30)$$

Since the shifted Lagrangian has the same form as the original one, the β -functions for the hatted couplings are given by the same functions eq. (2.27)–(2.29) as before, with all couplings replaced by their hatted values.

There is another way to think of the RG evolution of the hatted parameters in eq. (2.30). Rather than treat (e.g.) $\hat{\Lambda}$ as a single object, one can instead compute its RG evolution by evolving Λ , σ , etc. that appear on the r.h.s. of eq. (2.30), and then computing $\hat{\Lambda}$ using the evolved couplings. One can think of this procedure as “running and then shifting” instead of “shifting and then running.” If we also evolve $\hat{\varphi}$ according to its anomalous dimension then the two methods give the same answer, since one is simply making a linear shift in an integration variable in the functional integral. The “shift and

run” vs. “run and shift” evolution will prove useful in comparing our results to those in the literature.

Shift invariance is a non-trivial constraint on RG evolution. As an amusing aside, consider the case of Higgs-Yukawa theory. Suppose one assumes that the RG equations take the form of eq. (2.27)–(2.29) but with arbitrary coefficients for each term (except for the γ_ϕ and γ_ψ dependence, which is fixed by the number of fields, and which we will also keep explicit). For example, suppose we guessed

$$\beta_{m_B^2} = \tilde{c}_1 \lambda m_B^2 + \tilde{c}_2 \rho^2 + \tilde{c}_3 g^2 m_F^2 + 2\gamma_\varphi m_B^2, \quad (2.31)$$

and similarly for the other β -functions. In total this introduces 13 arbitrary coefficients \tilde{c}_i , as well as two anomalous dimensions γ_ϕ and γ_ψ . Demanding shift invariance as defined in the previous paragraph severely constrains the RGE, and fixes 10 of the 13 coefficients. The resulting equations take the form

$$\frac{d}{dt} \begin{bmatrix} \phi \\ \psi \\ \Lambda \\ \sigma \\ m_B^2 \\ \rho \\ \lambda \\ m_F \\ g \end{bmatrix} = c_1 \begin{bmatrix} 0 \\ 0 \\ \frac{1}{2}m_B^4 \\ m_B^2 \rho \\ \lambda m_B^2 + \rho^2 \\ 3\lambda \rho \\ 3\lambda^2 \\ 0 \\ 0 \end{bmatrix} + c_2 \begin{bmatrix} 0 \\ 0 \\ m_F^4 \\ 4gm_F^3 \\ 12g^2 m_F^2 \\ 24g^3 m_F \\ 24g^4 \\ 0 \\ 0 \end{bmatrix} + c_3 \begin{bmatrix} 0 \\ 0 \\ 0 \\ 0 \\ 0 \\ 0 \\ 0 \\ g^2 m_F \\ g^3 \end{bmatrix} + \begin{bmatrix} \gamma_\phi \\ \gamma_\psi \\ 0 \\ \gamma_\phi \sigma \\ 2\gamma_\phi m_B^2 \\ 3\gamma_\phi \rho \\ 4\gamma_\phi \lambda \\ 2\gamma_\psi m_F \\ (\gamma_\phi + 2\gamma_\psi) g \end{bmatrix} \quad (2.32)$$

There are only three independent coefficients $c_{1,2,3}$ in the RG equations, as well as the anomalous dimensions γ_ϕ and γ_ψ . The c_1 term is an overall normalization for the scalar sector; the relative coefficients are completely fixed by shift invariance. The c_2 term is an overall factor for all terms involving a fermion loop, and the c_3 term is an overall factor for terms which arise from scalar corrections to the fermion sector. Note that we did not group the terms into these three categories; shift invariance automatically fixed all the relative coefficients within these three sectors. Then by explicit computation, one determines $c_1 = 1$, $c_2 = -2N_F$, $c_3 = 2$.

2.5 Summing logarithms

We now review the method for computing the RG improved Coleman-Weinberg potential introduced in the original paper [1]. The discussion also explains which terms in the Coleman-Weinberg potential are computed in this paper.

Let us begin with a single real scalar field with $\phi \rightarrow -\phi$ symmetry,

$$\mathcal{L} = \frac{1}{2}(\partial_\mu \phi)^2 - \frac{m^2}{2}\phi^2 - \frac{\lambda}{24}\phi^4 - \Lambda. \quad (2.33)$$

The Coleman-Weinberg potential to one-loop order is

$$V_{\text{CW}}(\hat{\phi}, \lambda(\mu_0), m(\mu_0), \mu_0) = \Lambda + \frac{m^2(\mu_0)}{2}\hat{\phi}^2 + \frac{\lambda(\mu_0)}{24}\hat{\phi}^4 + \frac{W^2}{64\pi^2} \left[\ln \frac{W}{\mu_0^2} - \frac{3}{2} \right], \quad (2.34)$$

where, as in eq. (2.11), we have identified

$$W = \left. \frac{\partial^2 V}{\partial \phi^2} \right|_{\hat{\phi}} = m^2(\mu_0) + \frac{\lambda(\mu_0)}{2} \hat{\phi}^2 \tag{2.35}$$

as the 1×1 matrix of second derivatives of the potential. This problem has a single scale, which is given by W .

Fixed order perturbation theory breaks down if $|\ln W/\mu_0^2| \gg 1$. The validity of perturbation theory can be restored by choosing a scale μ^2 of order W , so that the logarithm is not large. Renormalization group invariance of the potential implies

$$V_{\text{CW}}(\hat{\phi}(\mu_0), \lambda(\mu_0), m(\mu_0), \mu_0) = V_{\text{CW}}(\hat{\phi}(\mu), \lambda(\mu), m(\mu), \mu), \tag{2.36}$$

so that

$$V_{\text{CW}}(\hat{\phi}, \lambda(\mu_0), m(\mu_0), \mu_0) = V_{\text{CW}}\left(e^{-\int_{\mu_0}^{\mu} \frac{d\mu'}{\mu'} \gamma_{\phi}(\mu')} \hat{\phi}, \lambda(\mu), m(\mu), \mu\right). \tag{2.37}$$

In this particular problem $\gamma_{\phi} = 0$, but we will need the anomalous dimension scaling in other examples. By a suitable choice of μ , one can compute the desired expression on the l.h.s. of eq. (2.37) by instead computing the r.h.s.

Writing the couplings $\lambda(\mu)$ in terms of their original values $\lambda(\mu_0)$ as given explicitly in appendix B, one sees that the expression on the r.h.s. sums the leading-log series $(\lambda(\mu_0)\mathbf{L})^n$, where $\mathbf{L} = (\ln W/\mu_0^2)/(16\pi^2)$. Generically the structure of the perturbation series has the form

$$V = \begin{pmatrix} \boxed{1} & & & \\ \boxed{\lambda\mathbf{L}} & \boxed{\lambda} & & \\ \boxed{\lambda^2\mathbf{L}^2} & \lambda^2\mathbf{L} & \lambda^2 & \\ \boxed{\lambda^3\mathbf{L}^3} & \lambda^3\mathbf{L}^2 & \dots & \\ \vdots & & & \end{pmatrix} \begin{matrix} \text{tree} \\ \text{1-loop} \\ \text{2-loop} \\ \text{3-loop} \end{matrix} \tag{2.38}$$

relative to the tree-level value, which is denoted by 1. The first column gives the leading-log (LL) series, the second column gives the next-to-leading-log (NLL) series, etc. The first row is the tree-level contribution, the second row is the one-loop contribution, and so on. As is well-known, the LL series is given by integrating the one-loop RGE, the NLL series by integrating the two-loop RGE, etc.

Now suppose that there are multiple mass scales in the matrix W . For instance, we could have two eigenvalues of the W -matrix with $w_H \gg w_L$. The one-loop contribution to the Coleman-Weinberg potential now contains two types of logarithms, $\ln w_H/\mu^2$ and $\ln w_L/\mu^2$. Unlike the single-scale case in eq. (2.33), one cannot simultaneously make both logarithms small; if we choose $\mu^2 \sim w_H$, we are left with large logarithms of the form $\ln w_H/w_L$.

In this paper, these large logarithms are summed by constructing an EFT and using RG evolution between the scales w_H and w_L . As in any EFT, one has to start with a power counting expansion. We introduce a power counting parameter $w_L/w_H \sim z^2 \ll 1$ (to be defined in each of the examples we present), and provide a method to systematically compute the Coleman-Weinberg potential as a power series in z , known as the power counting expansion. As is well-known, the LL series is given by tree-level matching and one-loop running, the NLL series is given by one-loop matching and two-loop running, etc. To be able to RG improve the potential requires being able to compute the entire first column in eq. (2.38), not just the λL term. In particular, we will compute the boxed terms of eq. (2.38), i.e. the LL series as well as the non-log terms at one-loop. Our results differ at order $(\lambda L)^2$ from those presented in the literature for RG resummation of the Coleman-Weinberg potential, but agree with explicit two-loop computations.

3 EFT method applied to the $O(N)$ model

We introduce the EFT method for computing the Coleman-Weinberg potential, using the $O(N)$ model as a test case. A summary of the method appears in section 3.2.

3.1 Preliminaries and power counting

In the unbroken phase, the Lagrangian is given by

$$\mathcal{L} = \frac{1}{2} (\partial_\mu \phi \cdot \partial^\mu \phi) - \frac{m^2}{2} (\phi \cdot \phi) - \frac{\lambda}{24} (\phi \cdot \phi)^2, \quad (3.1)$$

where ϕ is an N -component vector. This phase has effectively a single mass scale. More interesting for our purposes is the broken phase, in which the mass-squared acquires a minus sign, and classically ϕ can get a vacuum expectation value (VEV) $v^2 = -6m^2/\lambda$. Let us parameterize the Lagrangian in the broken phase as

$$\mathcal{L} = \frac{1}{2} (\partial_\mu \phi \cdot \partial^\mu \phi) - \frac{\lambda}{24} (\phi \cdot \phi - v^2)^2 - \Lambda, \quad (3.2)$$

where we have included a cosmological constant Λ .

The Coleman-Weinberg potential for this theory is conventionally written as a function of $\phi \cdot \phi$ by $O(N)$ symmetry. Nevertheless, we emphasize that the potential being computed is the potential of the field ϕ , not the composite field $\phi \cdot \phi$. To compute the latter would require introducing source terms for $\phi \cdot \phi$ in the functional integral eq. (2.1).

Expanding in fluctuations about a VEV for one component of ϕ , we take

$$\phi = (\hat{\phi} + \chi_q) \hat{\mathbf{n}} + \phi_q. \quad (3.3)$$

Here $\hat{\mathbf{n}}$ is a unit vector pointing in a fixed direction, χ_q is a single field representing the quantum fluctuation about the VEV $\hat{\phi}$ in the $\hat{\mathbf{n}}$ direction (the radial Higgs mode), and ϕ_q is an $N_{\text{GB}} \equiv (N - 1)$ -component vector orthogonal to $\hat{\mathbf{n}}$ (the Goldstone modes). We thus obtain the scalar mass-squared matrix

$$W = \begin{bmatrix} W_{\chi\chi} & W_{\chi\phi} \mathbb{1}_{1 \times N_{\text{GB}}} \\ W_{\phi\chi} \mathbb{1}_{N_{\text{GB}} \times 1} & W_{\phi\phi} \mathbb{1}_{N_{\text{GB}} \times N_{\text{GB}}} \end{bmatrix}, \quad N_{\text{GB}} \equiv N - 1, \quad (3.4)$$

with

$$W_{\chi\chi} = \frac{\lambda}{6} (3\hat{\phi}^2 - v^2), \quad W_{\phi\phi} = \frac{\lambda}{6} (\hat{\phi}^2 - v^2), \quad W_{\phi\chi} = W_{\chi\phi} = 0. \quad (3.5)$$

In the $O(N)$ theory, W given in (3.4) is diagonal. In the examples considered in the following sections W will not be diagonal. At the classical minimum of the potential $\hat{\phi}^2 = v^2$, and the Goldstone modes are massless.

The shifted Lagrangian defined in eq. (2.14) is

$$\begin{aligned} \hat{\mathcal{L}} = & \frac{1}{2} \partial_\mu \chi_q \partial^\mu \chi_q + \frac{1}{2} (\partial_\mu \phi_q \cdot \partial^\mu \phi_q) - \frac{\lambda}{24} \chi_q^4 - \frac{\lambda}{12} \chi_q^2 (\phi_q \cdot \phi_q) - \frac{\lambda}{24} (\phi_q \cdot \phi_q)^2 \\ & - \frac{\lambda}{6} \hat{\phi} \chi_q^3 - \frac{\lambda}{6} \hat{\phi} \chi_q (\phi_q \cdot \phi_q) - \frac{1}{2} W_{\chi\chi} \chi_q^2 - \frac{1}{2} W_{\phi\phi} (\phi_q \cdot \phi_q) + \mathcal{J}_\chi \chi_q - \hat{\Lambda}. \end{aligned} \quad (3.6)$$

The β -functions for these couplings can be read off from eq. (2.22) and are given in eq. (A.21)–(A.22).

The Coleman-Weinberg potential at one loop (fixed order) follows from eq. (2.16),

$$\begin{aligned} V_{\text{CW}} &= V_{\text{tree}} + \hbar V_{1\text{-loop}}, \\ V_{\text{tree}} &= \hat{\Lambda}(\hat{\phi}) = \frac{\lambda}{24} (\hat{\phi}^2 - v^2)^2 + \Lambda, \\ V_{1\text{-loop}} &= \frac{W_{\chi\chi}^2}{64\pi^2} \left(\ln \frac{W_{\chi\chi}}{\mu^2} - \frac{3}{2} \right) + \frac{N_{\text{GB}} W_{\phi\phi}^2}{64\pi^2} \left(\ln \frac{W_{\phi\phi}}{\mu^2} - \frac{3}{2} \right). \end{aligned} \quad (3.7)$$

Notice that the first term in $V_{1\text{-loop}}$ comes from integrating out the heavy field χ_q to quadratic order in the functional integral over $\hat{\mathcal{L}}$. For future reference, we name this contribution

$$V_{\text{match}} = \frac{W_{\chi\chi}^2}{64\pi^2} \left(\ln \frac{W_{\chi\chi}}{\mu^2} - \frac{3}{2} \right). \quad (3.8)$$

The zeroth order step in our procedure is to introduce a power counting parameter. If $\hat{\phi}$ is very different from v , then all particles have comparable masses and RG improvement is not necessary, since the Coleman-Weinberg potential can be computed reliably using the known fixed-order expressions in eq. (3.7). Thus for our power counting, we take $v \sim 1$ and $\hat{\phi} \sim 1$ with $\hat{\phi}^2 - v^2 \sim z^2$, such that $W_{\chi\chi} \sim 1$ and $W_{\phi\phi} \sim z^2$. A nice feature of the $O(N)$ model in the broken phase is that this hierarchy of scales, with the Goldstone modes being much lighter than the radial mode, is natural. To summarize, our power counting is

$$\hat{\phi} \sim 1, \quad (\hat{\phi}^2 - v^2) \sim z^2, \quad W_{\chi\chi} \sim 1 + \mathcal{O}(z^2), \quad W_{\phi\phi} \sim z^2. \quad (3.9)$$

In particular, the power counting expansion depends on the values of background fields. We also split eq. (3.5) as

$$W_{\chi\chi} = m_\chi^2 + \frac{\lambda}{2} (\hat{\phi}^2 - v^2), \quad m_\chi^2 \equiv \frac{\lambda v^2}{3}, \quad (3.10)$$

and treat $m_\chi^2 \sim 1$, and the second term in $W_{\chi\chi}$ as order z^2 . This allows us to RG improve the effective potential in a region near the classical VEV.

To power count terms in the shifted Lagrangian eq. (3.6), we use $\chi_q \sim 1$ and $\phi_q \sim z$, which are determined by the power counting of their propagators. Then, the χ_q contribution to the Coleman-Weinberg potential is order unity, and the ϕ_q contribution is order z^4 , as can be seen from the fixed order expressions in eq. (3.7). In particular, V_{tree} is $\mathcal{O}(z^4)$, and all non-trivial resummation effects start at order z^4 . Thus, we compute the Coleman-Weinberg potential to this order. In some examples we will consider later in section 4, the new effects start at order z^6 .

3.2 A step-by-step overview

Let us now give a step-by-step overview of our procedure, postponing detailed computation to subsequent sections. These steps are summarized in the (color-coded) flowchart in figure 6.

1. Run the Lagrangian from the starting scale μ_0 to the heavy scale $\mu_H^2 \sim W_{\chi\chi}$ using the β -functions in the high-energy theory. From our discussion around eq. (2.22), at one loop the high-energy β functions satisfy

$$\beta_{\lambda_i} \frac{dV}{d\lambda_i} - \gamma_\phi \phi \frac{dV}{d\phi} = \frac{1}{32} \text{Tr} W^2, \tag{3.11}$$

where in this example $\{\lambda_i\} = \{\lambda, v, \Lambda\}$.

Because shifting and running the fields commute, as emphasized in section 2.4, we can first run the Lagrangian to μ_H and then shift the fields. Upon shifting, the functional integral is over eq. (2.14) (in this case, eq. (3.6)) with couplings and fields renormalized at μ_H . There is nothing new in this part of the calculation, so we start our examples at the scale μ_H .

In the $O(N)$ model γ_ϕ is zero at one-loop, but it is nonzero at two-loop order. It would be nonzero at one-loop if we introduce gauge or Yukawa interactions into the theory. Shifting the field at μ_H gives the potential in terms of the expectation value of ϕ renormalized at μ_H .

2. Integrate out χ_q at the scale μ_H . Below the matching scale, the theory is described by an EFT, whose Lagrangian we denote \mathcal{L}_{EFT} . There are no large logs in the matching. The Coleman-Weinberg potential is given by the vacuum graph figure 2 computed using the quadratic action in quantum fields. To include all the one-loop terms and perform the LL resummation, we need two contributions:
 - Tree level matching of $\hat{\mathcal{L}}$ in eq. (2.14) (eq. (3.6) in the $O(N)$ example) onto the EFT Lagrangian. This matching involves expanding the tree-level n -point functions of the high-energy theory in the power counting parameter z , and matching onto the EFT n -point functions at the scale μ_H . Denoting the EFT couplings with tildes as $\{\tilde{\lambda}_i(\mu)\}$, this determines the couplings $\{\tilde{\lambda}_i(\mu_H)\}$ as a function of the high-energy couplings $\{\lambda_i(\mu_H)\}$. For example, $V_{\text{tree}}(\mu_H)$ gives a contribution to the EFT cosmological constant $\tilde{\Lambda}(\mu_H)$.

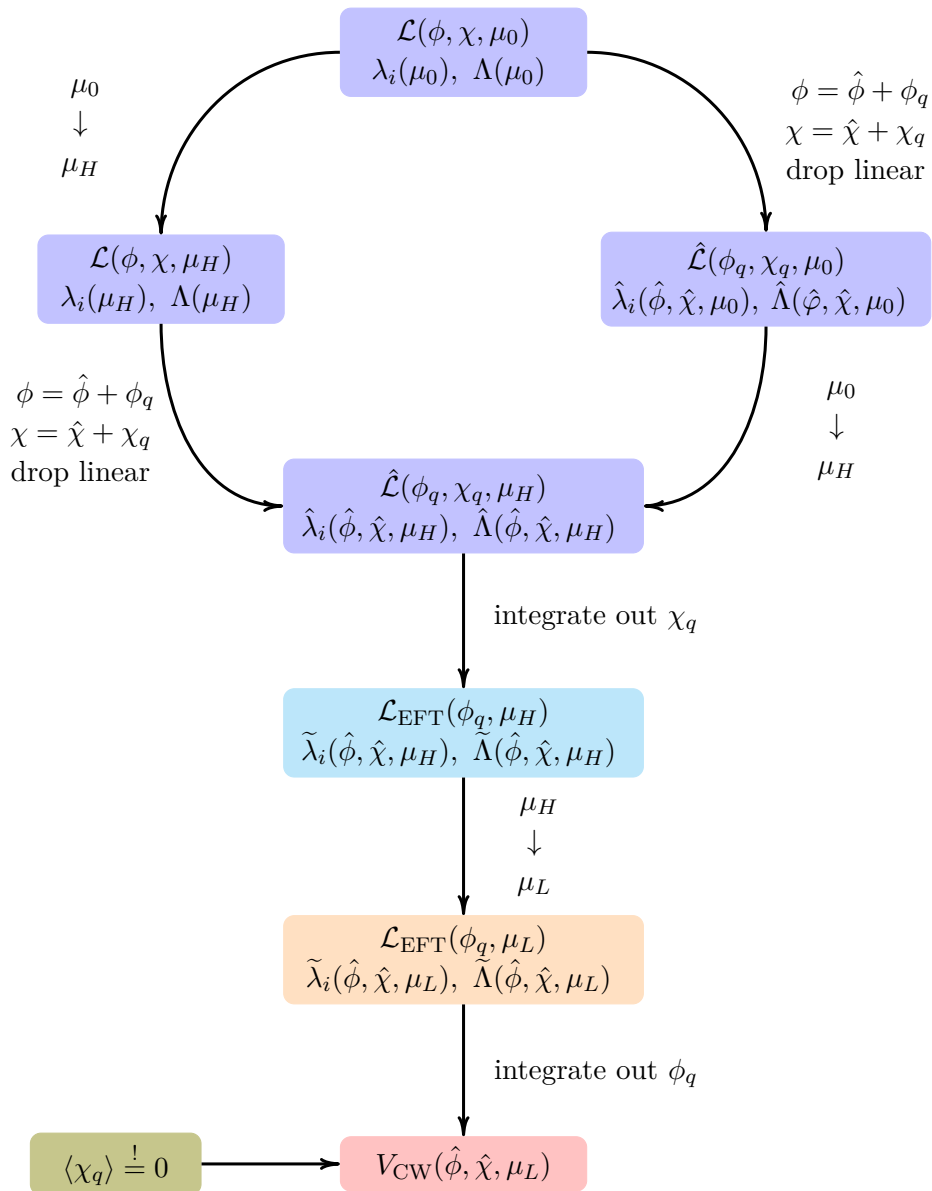


Figure 6. Flowchart for the EFT method of RG improving the Coleman-Weinberg potential. The general procedure is similar to other EFT computations. The new features are the field shifts in the high-energy theory, and the tadpole condition for the heavy field which is evaluated in the low-energy theory.

- One-loop matching to the cosmological constant in the EFT from integrating out χ_q . This matching involves computing the one-loop vacuum graphs, expanding in the power counting parameter z , and dropping all divergent terms (see [21]). These graphs will contribute to the cosmological constant $\tilde{\Lambda}$ of the EFT, since they are independent of ϕ_q . The result of this computation is precisely $V_{\text{match}}(\mu_H) \subset \tilde{\Lambda}(\mu_H)$, with V_{match} given in eq. (3.8) for the $O(N)$ example. All the logarithms in this expression are of the form $\ln |W_{\chi\chi}/\mu_H^2|$, so

there are no large logs. This term would usually be neglected in the LL calculation, but is included here because we compute the full one-loop correction to the potential.

Note that in examples with non-diagonal W , this one-loop matching computation is more involved. In such a case, the Coleman-Weinberg potential is a sum over contributions of the eigenvalues of W , and this matching computation corresponds to the contribution of the larger eigenvalue, expanded in z . We will explore this point in more detail in section 4.4.

- Computation of higher order terms in the perturbation expansion eq. (2.38) requires matching to the EFT Lagrangian $\hat{\mathcal{L}}$ beyond tree-level, e.g. the NLL series requires one-loop matching. At this order, one also obtains finite matching corrections from graphs such as figure 5 to the kinetic energy terms in the EFT Lagrangian. These can be absorbed into rescaling the EFT quantum field ϕ_q . Such rescalings are one reason why shifting ϕ in the high-energy theory is not equivalent to shifting ϕ in the EFT. In the two-scalar example in section 4, there are contributions to the kinetic energy term and terms with higher derivatives in the EFT Lagrangian from expanding the χ_q propagator in a power series in p^2/m_χ^2 . However, these terms are of higher order than what is required for the results in this paper (see eq. (4.14)).

As a result of this matching, we obtain in particular the boundary value of the EFT cosmological constant,

$$\tilde{\Lambda}(\mu_H) = \hat{\Lambda}(\mu_H) + V_{\text{match}}(\mu_H) + (\text{tadpole}), \tag{3.12}$$

as well as the boundary values of the other $\tilde{\lambda}_i(\mu_H)$. The (tadpole) term in eq. (3.12) is a function of the source \mathcal{J} as defined in eq. (2.12), and will be given explicitly in examples.

3. Run the EFT couplings from the heavy scale μ_H to the light scale $\mu_L^2 \sim \tilde{m}^2$ using the RGE defined by the EFT Lagrangian,

$$\beta_{\tilde{\lambda}_i} \frac{d\tilde{\lambda}_i}{d\mu} - \tilde{\gamma}_\phi \phi \frac{dV_{\text{EFT}}}{d\phi} = \frac{1}{2} (W_{\text{EFT}})^2. \tag{3.13}$$

Here \tilde{m}^2 is the quadratic coupling in the EFT. The entire LL series is obtained by running the cosmological constant $\tilde{\Lambda}$ from μ_H to μ_L .

4. Perform the functional integral over ϕ_q . The one-loop contribution is the graph in figure 2, and only involves terms in \mathcal{L}_{EFT} to quadratic order — i.e. the cosmological constant $\tilde{\Lambda}$ and the quadratic mass term \tilde{m}^2 . The computation of the one-loop determinant follows the usual steps reviewed in section 2.2, resulting in

$$V_{\text{CW}}(\mu_L) = \tilde{\Lambda}(\mu_L) + \frac{\tilde{m}^4(\mu_L)}{64\pi^2} \left(\ln \frac{\tilde{m}^2(\mu_L)}{\mu_L^2} - \frac{3}{2} \right). \tag{3.14}$$

With the power counting relevant to the $O(N)$ model, this is the Coleman-Weinberg potential computed through $\mathcal{O}(z^4)$. The second term in eq. (3.14) is not part of the LL series, but is included since we are computing the entire one-loop contribution.

Note that even though only the quadratic EFT couplings appear in eq. (3.14), the RG running between μ_H and μ_L in Step 3 involves all the interactions of the quantum ϕ_q theory, including the non-quadratic terms. This is why we needed to compute the entire \mathcal{L}_{EFT} to $\mathcal{O}(z^4)$.

- 5. We emphasize that in Step 2 one must match using eq. (2.14) (eq. (3.6) in the $O(N)$ example), which is the shifted Lagrangian that includes the one-loop sources \mathcal{J} as defined in eq. (2.12). The computation outlined in the previous steps has not yet fixed the tadpole \mathcal{J}_χ associated to the heavy field. The final step is thus to compute the RG improved tadpole \mathcal{J}_χ by requiring that $\langle \chi_q \rangle$ vanishes, with χ_q the quantum field in the original high-energy theory. RG improvement of the tadpole is necessary to sum the full LL series of the effective potential. The required tadpole is that of the *heavy* field, but computed in the low-energy theory. This computation is possible because we have matched the source \mathcal{J}_χ onto the EFT.

After completing these steps and obtaining eq. (3.14), we compare our RG improved result to the known two-loop results by expanding the RG series in a power series in $\ln \mu_L/\mu_H$, in order to check that we correctly capture the leading-log terms. To reiterate, the entire LL contribution comes from the cosmological constant $\tilde{\Lambda}$ in the low-energy theory.

An important comment is that at no point have we computed the Coleman-Weinberg potential of \mathcal{L}_{EFT} . In particular, there is no sense in which we shift ϕ_q in the low energy theory after integrating out the heavy field to compute a one-loop potential. As we see explicitly in examples, after integrating out χ_q , running the couplings and shifting the fields no longer commute. It is crucial that we shift ϕ in the original theory *before* integrating out any fields.

3.3 Matching to the EFT at μ_H

Let us now fill in the step-by-step details for the $O(N)$ model. We begin with the matching computation of Step 2, in which we match eq. (3.6) to \mathcal{L}_{EFT} at the heavy scale. Parameterize the EFT Lagrangian by

$$\mathcal{L}_{\text{EFT}} = \frac{1}{2} (\partial_\mu \phi_q \cdot \partial^\mu \phi_q) - \frac{\tilde{\lambda}}{24} (\phi_q \cdot \phi_q)^2 - \frac{\tilde{m}^2}{2} (\phi_q \cdot \phi_q) - \tilde{\Lambda} + \mathcal{O}(z^5). \quad (3.15)$$

The EFT couplings will be denoted by a tilde to distinguish them from couplings in the original high-energy theory eq. (3.2) or in the shifted theory eq. (3.6). In this case, the EFT will describe the light Goldstone bosons.

There can be finite wavefunction corrections to the EFT Lagrangian from matching, which can be absorbed into a rescaling of the EFT field ϕ_q . There is no such correction at one-loop order in the $O(N)$ model.

The one-loop matching computation is given by computing the one-loop χ bubble in figure 2, which gives the heavy-field contribution to the Coleman-Weinberg potential. In

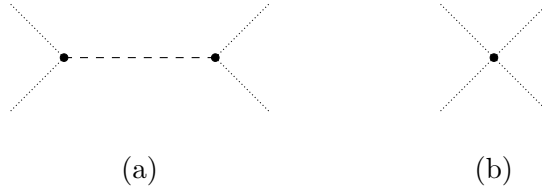


Figure 7. (a) Tree-level matching onto the EFT. The dashed line is χ_q , and the dotted lines are ϕ_q . (b) The same interaction in the low-energy EFT. Unlike graph (a), graph (b) is 1PI.

the $O(N)$ example, this calculation is particularly simple because the scalar mass matrix eq. (3.4) does not couple the heavy field χ_q to the light fields ϕ_q . Such couplings are present in the examples considered in sections 4–5, and the one-loop matching in such cases is more involved. For the case at hand, this matching contribution is simply given by eq. (3.8), which we repeat here:

$$V_{\text{match}}(\mu_H) = \frac{1}{64\pi^2} W_{\chi\chi}^2 \left[\ln \frac{W_{\chi\chi}}{\mu_H^2} - \frac{3}{2} \right]. \quad (3.16)$$

This is order 1 in the z power counting. The matching is performed at a scale $\mu_H^2 \sim W_{\chi\chi}$, so there are no large logarithms in this expression. V_{match} adds to the cosmological constant in the low-energy theory below μ_H , since eq. (3.16) has no quantum fields.

The tree-level matching to order z^4 is given by the graph shown in figure 7(a), leading to the EFT interaction shown in figure 7(b). To compute this graph, write the terms linear in χ_q in eq. (3.6),

$$\hat{\mathcal{L}} \supset -X_1(\phi_q)\chi_q, \quad X_1(\phi_q) = \frac{1}{6}\lambda\hat{\phi}(\phi_q \cdot \phi_q) - \mathcal{J}_\chi, \quad (3.17)$$

where $X_1 \sim z^2$. Figure 7(a) gives the tree-level matching

$$\mathcal{L}_{\text{EFT}} \supset \frac{1}{2}X_1 \frac{1}{W_{\chi\chi} - p^2} X_1 = \frac{1}{2}X_1 \frac{1}{W_{\chi\chi}} X_1 + \frac{1}{2}X_1 \frac{p^2}{W_{\chi\chi}^2} X_1 + \dots \quad (3.18)$$

where p is the momentum flowing through the χ_q line, and $1/2$ is the symmetry factor due to the two identical vertices X_1 . Since p is a momentum in the EFT, and is of order z , to order z^4 we only need the first term. The EFT Lagrangian is then

$$\begin{aligned} \mathcal{L}_{\text{EFT}} = & \frac{1}{2}(\partial_\mu \phi_q \cdot \partial^\mu \phi_q) - \frac{\lambda}{24}(\phi_q \cdot \phi_q)^2 - \frac{1}{2}W_{\phi\phi}(\phi_q \cdot \phi_q) - [\hat{\Lambda} + V_{\text{match}}(\mu_H)] \\ & + \frac{1}{2W_{\chi\chi}^2} \left(\frac{\lambda\hat{\phi}}{6}(\phi_q \cdot \phi_q) - \mathcal{J}_\chi \right)^2 + \mathcal{O}(z^5). \end{aligned} \quad (3.19)$$

Comparing with eq. (3.15), we identify the boundary values of the EFT couplings to the

desired order in z as

$$\begin{aligned}
 \tilde{\lambda}^{\mu=\mu_H} &\equiv \lambda \left(1 - \frac{\lambda \hat{\phi}^2}{3W_{\chi\chi}} \right) = \frac{\lambda^2}{2W_{\chi\chi}^2} (\hat{\phi}^2 - v^2) \sim \mathcal{O}(z^2), \\
 \tilde{m}^2{}^{\mu=\mu_H} &\equiv W_{\phi\phi} + \frac{\lambda \hat{\phi} \mathcal{J}_\chi}{3W_{\chi\chi}} = \frac{1}{6} \lambda (\hat{\phi}^2 - v^2) + \frac{\lambda \hat{\phi} \mathcal{J}_\chi}{3W_{\chi\chi}} + \mathcal{O}(z^3), \\
 &\equiv \tilde{m}_-^2 + \frac{\lambda \hat{\phi} \mathcal{J}_\chi}{3W_{\chi\chi}} + \mathcal{O}(z^3), \\
 \tilde{\Lambda}^{\mu=\mu_H} &\equiv \hat{\Lambda} + V_{\text{match}} - \frac{(\mathcal{J}_\chi)^2}{2W_{\chi\chi}}, \\
 &= \Lambda + \frac{\lambda}{24} (\hat{\phi}^2 - v^2)^2 + V_{\text{match}} - \frac{(\mathcal{J}_\chi)^2}{2W_{\chi\chi}} + \mathcal{O}(z^5).
 \end{aligned} \tag{3.20}$$

The relations eq. (3.20) hold with both sides evaluated at the matching scale $\mu = \mu_H$. As promised, the EFT cosmological constant $\tilde{\Lambda}(\mu_H)$ takes the form eq. (3.12).

In this example the quartic coupling $\tilde{\lambda}(\mu_H)$ is $\mathcal{O}(z^2)$, and thus only contributes to the EFT Lagrangian at order z^6 , since it multiplies $(\phi_q \cdot \phi_q)^2$ which is order z^4 . That $\tilde{\lambda}$ is order z^2 is not an accident; the low-energy fields are Goldstone bosons when $\hat{\phi} \rightarrow v$, and only have derivative couplings at this point.

At this stage, we can illustrate the point that the field shift must be made in the high-energy theory, not in the EFT. To be able to shift the field in the low-energy theory would require starting with the parameters in eq. (3.20) with $\hat{\phi} = 0$, and then obtaining the $\hat{\phi}$ dependence in the parameters by a shift of the EFT fields ϕ_q in the EFT Lagrangian eq. (3.15). A shift of ϕ_q in the EFT would introduce a $O(N-1)$ vector, whereas $\hat{\phi}$ in eq. (3.20) is an $O(N-1)$ singlet, and these two objects don't have the same quantum numbers. The former would be used for computing the Coleman-Weinberg potential of the EFT. This is not the same as the Coleman-Weinberg potential of the original theory, computed using an EFT, which is the quantity we wish to compute.

3.4 RG improvement

We now perform Steps 3 and 4 for the $O(N)$ model. We sum the large logarithms by RG evolution of the low-energy theory from $\mu = \mu_H$ to a low scale $\mu = \mu_L$ of order the light scalar masses. Here the couplings in the low-energy are evolved to a scale μ_L of order \tilde{m}^2 , the mass of ϕ_q . The β -functions are given in eq. (A.10), with the initial values at μ_H given in eq. (3.20). This case is particularly simple since \tilde{m}^2 does not run at this order, i.e. $\tilde{m}^2(\mu_L) = \tilde{m}^2(\mu_H)$, since $\tilde{\lambda}$ is zero to this order and the EFT is a free theory. The running of the cosmological constant is

$$\tilde{\Lambda}(\mu_L) = \tilde{\Lambda}(\mu_H) + \frac{1}{2} N_{\text{GB}} \tilde{m}^4(\mu_H) t, \quad t = \frac{1}{16\pi^2} \ln \frac{\mu_L}{\mu_H}, \tag{3.21}$$

where $N_{\text{GB}} = N - 1$ is the number of Goldstone bosons.

At the low-scale μ_L , the light field ϕ_q is integrated out. The one-loop contribution is the graph in figure 2, and only involves the quadratic action. The Coleman-Weinberg

potential computed from the low-energy theory is

$$V_{\text{CW}}(\mu_L) = \tilde{\Lambda}(\mu_L) + \frac{N_{\text{GB}}}{64\pi^2} \tilde{m}^4(\mu_L) \left[\ln \frac{\tilde{m}^2(\mu_L)}{\mu_L^2} - \frac{3}{2} \right]. \quad (3.22)$$

The first term is the tree-level contribution, and the second term is the one-loop contribution.

To make contact with the standard one-loop fixed order result, ignore any RG evolution. Then the Coleman-Weinberg potential is given by eq. (3.22), with $\tilde{\Lambda}(\mu_L) \rightarrow \tilde{\Lambda}(\mu_H)$ given in eq. (3.20), $V_{\text{match}}(\mu_H)$ given in eq. (3.16), and $\mu_H = \mu_L = \mu$. The $(\mathcal{J}_\chi)^2$ term in $\tilde{\Lambda}$ and \tilde{m}^2 should be dropped since it is formally of two-loop order. Then, $W_{\chi\chi}$ and $\tilde{m}^2 \rightarrow W_{\phi\phi}$ are the mass-squareds of the heavy and light fields, and eq. (3.22) reduces to

$$V_{\text{CW}} = \Lambda + \frac{\lambda}{24} (\hat{\phi}^2 - v^2)^2 + \frac{W_{\chi\chi}^2}{64\pi^2} \left[\ln \frac{W_{\chi\chi}}{\mu^2} - \frac{3}{2} \right] + \frac{N_{\text{GB}}}{64\pi^2} W_{\phi\phi}^2 \left[\ln \frac{W_{\phi\phi}}{\mu^2} - \frac{3}{2} \right]. \quad (3.23)$$

This is the expected result eq. (3.7).

3.5 Tadpole improvement

Our final result eq. (3.22) still contains \mathcal{J}_χ (through the dependence of $\tilde{\Lambda}$ on \mathcal{J}_χ) which has not been determined. It is fixed by requiring that $\langle \chi_q \rangle$ vanishes, where χ_q is the quantum field in the original high-energy theory. From eq. (2.13), one sees that this expectation value is determined by differentiation w.r.t. \mathcal{J}_χ . This derivative can be done in the EFT, to compute the tadpole of the heavy field χ_q using the low-energy theory.

Differentiating the EFT Lagrangian at $\mu = \mu_H$ w.r.t. $\mathcal{J}_\chi(\mu_H)$ using eq. (3.20), we see that $\chi_q(\mu_H)$ in the high-energy theory matches onto

$$\chi_q(\mu_H) \rightarrow -\frac{\lambda(\mu_H)\hat{\phi}}{6W_{\chi\chi}(\mu_H)} [\phi_q \cdot \phi_q]_{\mu_H} + \frac{\mathcal{J}_\chi(\mu_H)}{W_{\chi\chi}(\mu_H)}. \quad (3.24)$$

Here we are using a bracket notation $[\mathcal{O}]$ to emphasize that \mathcal{O} is a composite operator that needs additional renormalization relative to its constituent fields. Then, the tadpole condition becomes

$$\mathcal{J}_\chi(\mu_H) = \frac{1}{6} \lambda(\mu_H) \hat{\phi} [\phi_q \cdot \phi_q]_{\mu_H}, \quad (3.25)$$

where the r.h.s. is computed in the low-energy theory. At one-loop, the graph for $[\phi_q \cdot \phi_q]$ is shown in figure 8, and gives

$$\langle [\phi_q \cdot \phi_q] \rangle_\mu = N_{\text{GB}} \frac{\tilde{m}^2(\mu)}{16\pi^2} \left[\ln \frac{\tilde{m}^2(\mu)}{\mu^2} - 1 \right], \quad (3.26)$$

so that

$$\mathcal{J}_\chi(\mu_H) = \frac{\lambda(\mu_H)\hat{\phi}}{6} N_{\text{GB}} \frac{\tilde{m}^2(\mu_H)}{16\pi^2} \left[\ln \frac{\tilde{m}^2(\mu_H)}{\mu_H^2} - 1 \right]. \quad (3.27)$$

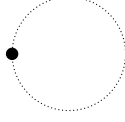


Figure 8. One-loop tadpole graph for the heavy field χ in the low-energy theory.

This equation determines $\mathcal{J}_\chi(\mu_H)$ implicitly, since $\tilde{m}^2(\mu_H)$ depends on $\mathcal{J}_\chi(\mu_H)$. The result eq. (3.27) contains a large logarithm, since \tilde{m} is the light mass, and is formally order λL .

Eq. (3.27) is sufficient for comparing with existing two-loop calculations. However, to sum the LL series we need the RG improved tadpole. One can sum the LL series for the tadpole by computing the anomalous dimension of the composite operator $[\phi_q \cdot \phi_q]$ in the low-energy theory. A simple computation shows that

$$\frac{d}{dt} [\phi_q \cdot \phi_q] = -\frac{1}{3}(N_{\text{GB}} + 2)\tilde{\lambda} [\phi_q \cdot \phi_q] - 2N_{\text{GB}}\tilde{m}^2, \quad (3.28)$$

which since $\tilde{\lambda}$ is zero to the order to which we're working, reduces to

$$\frac{d}{dt} [\phi_q \cdot \phi_q] = -2N_{\text{GB}}\tilde{m}^2. \quad (3.29)$$

Integrating this equation gives

$$[\phi_q \cdot \phi_q]_{\mu_H} = [\phi_q \cdot \phi_q]_{\mu_L} + 2N_{\text{GB}}\tilde{m}^2(\mu_H)t, \quad t = \frac{1}{16\pi^2} \ln \frac{\mu_L}{\mu_H}. \quad (3.30)$$

Another way to obtain the same result is to differentiate the Lagrangian at μ_L w.r.t. $\mathcal{J}_\chi(\mu_H)$ using eq. (3.21) and eq. (3.20).

The RG improved tadpole is determined by substituting eq. (3.30) into eq. (3.25),

$$\mathcal{J}_\chi(\mu_H) = \frac{\lambda(\mu_H)\hat{\phi}}{6} \left([\phi_q \cdot \phi_q]_{\mu_L} + 2N_{\text{GB}}\tilde{m}^2(\mu_H)t \right). \quad (3.31)$$

Here \tilde{m}^2 depends on $\mathcal{J}_\chi(\mu_H)$. Replacing \tilde{m}^2 by \tilde{m}_-^2 using eq. (3.20) and solving for $\mathcal{J}_\chi(\mu_H)$, we obtain

$$\mathcal{J}_\chi(\mu_H) = \frac{\lambda(\mu_H)\hat{\phi}}{6} \left([\phi_q \cdot \phi_q]_{\mu_L} + 2N_{\text{GB}}\tilde{m}_-^2(\mu_H)t \right) \left(1 - \frac{\lambda^2(\mu_H)\hat{\phi}^2}{9W_{\chi\chi}(\mu_H)}N_{\text{GB}}t \right)^{-1}. \quad (3.32)$$

The quantity $[\phi_q \cdot \phi_q]_{\mu_L}$ is given by eq. (3.26) with $\mu = \mu_L$, which still depends on $\mathcal{J}_\chi(\mu_H)$ through $\tilde{m}^2(\mu_L)$. The LL expression is given by dropping $[\phi_q \cdot \phi_q]_{\mu_L}$, and the LL plus one-loop expression is given by using eq. (3.32) and substituting the LL value of $\mathcal{J}_\chi(\mu_H)$ into $\tilde{m}^2(\mu_L)$ in eq. (3.26). The first term in the LL series for the tadpole from eq. (3.32) is

$$\mathcal{J}_\chi(\mu_H) \approx \frac{1}{3}N_{\text{GB}}\lambda(\mu_H)\hat{\phi}\tilde{m}_-^2(\mu_H)t. \quad (3.33)$$

We will use this expression in the following subsection to compare with the two-loop result.

3.6 Comparison with the two-loop result

We can now compare our RG improved result to the known two-loop calculation by expanding the RG series in a power series in $t = (\ln \mu_L/\mu_H)/(16\pi^2)$. The cosmological constant contribution is

$$\tilde{\Lambda}(\mu_L) = \tilde{\Lambda}(\mu_H) + \frac{1}{2}N_{\text{GB}}\tilde{m}^4(\mu_H)t, \quad (3.34)$$

where we used eq. (3.21). The entire LL contribution is from the cosmological constant. Using eq. (3.20) for $\tilde{m}^2(\mu_H)$ and $\tilde{\Lambda}(\mu_H)$, and dropping V_{match} (which has no large logarithms), this becomes

$$\tilde{\Lambda}(\mu_L) = \left[\hat{\Lambda}(\mu_H) - \frac{(\mathcal{J}_\chi(\mu_H))^2}{2W_{\chi\chi}(\mu_H)} \right] + \frac{1}{2}N_{\text{GB}} \left[W_{\phi\phi}(\mu_H) + \frac{\lambda(\mu_H)\hat{\phi}\mathcal{J}_\chi(\mu_H)}{3W_{\chi\chi}(\mu_H)} \right]^2 t. \quad (3.35)$$

Keeping the (λL) and $(\lambda L)^2$ terms in the leading log series, and remembering from eq. (3.33) that $\mathcal{J}_\chi \sim (\lambda L)$, gives

$$\tilde{\Lambda}(\mu_L) \approx \frac{N_{\text{GB}}}{2} [W_{\phi\phi}(\mu_H)]^2 t + N_{\text{GB}}W_{\phi\phi}(\mu_H) \frac{\lambda(\mu_H)\hat{\phi}\mathcal{J}_\chi(\mu_H)}{3W_{\chi\chi}(\mu_H)} t - \frac{(\mathcal{J}_\chi(\mu_H))^2}{2W_{\chi\chi}(\mu_H)}, \quad (3.36)$$

where all terms except the first are order t^2 . To the order to which we are working we can substitute eq. (3.33) for $\mathcal{J}_\chi(\mu_H)$ with $\tilde{m}_-^2(\mu_H) \rightarrow W_{\phi\phi}(\mu_H)$. The terms combine in an interesting way — the second term has twice the value and the opposite sign of the third term. The same sign flip happens in the other examples we consider. The result is

$$\tilde{\Lambda}(\mu_L) \approx [W_{\phi\phi}(\mu_H)]^2 \left(\frac{N_{\text{GB}}}{2} t + N_{\text{GB}}^2 \frac{\lambda^2(\mu_H)\hat{\phi}^2}{18m_\chi^2(\mu_H)} t^2 \right). \quad (3.37)$$

The t^2 terms in eq. (3.37) arise from tadpole contributions depending on \mathcal{J} .

Our result can be compared with explicit two-loop computations of the Coleman-Weinberg potential. The contribution to the two-loop potential from the first graph in figure 3b, in the notation of ref. [4], is given in terms of a function $f_{SS}(m_1^2, m_2^2, m_3^2)$, and that from the second graph in terms of $f_{SS}(m_1^2, m_2^2)$, where m_i^2 are the masses of particles in the internal lines. The integral $f_{SS}(m_1^2, m_2^2)$ factors into two one-loop integrals,

$$f_{SS}(m_1^2, m_2^2) = \left[m_1^2 \left(\ln \frac{m_1^2}{\mu^2} - 1 \right) \right] \left[m_2^2 \left(\ln \frac{m_2^2}{\mu^2} - 1 \right) \right]. \quad (3.38)$$

Our problem has only two particle masses, so we need $f_{SS}(m^2, m^2, m^2)$ with three equal masses, or $f_{SS}(m_1^2, m_1^2, m_2^2)$, where two masses are equal. The expressions for f_{SS} in these special cases are much simpler than the general case, and were evaluated in ref. [2],

$$f_{SS}(m_1^2, m_1^2, m_2^2) = -\frac{\Delta+2}{2}m_1^2 \left\{ -5 + \frac{2\Delta \ln \Delta}{\Delta+2} \left[2 - \ln \frac{m_1^2}{\mu^2} \right] + 4 \ln \frac{m_1^2}{\mu^2} - \ln^2 \frac{m_1^2}{\mu^2} - 8\Omega(\Delta) \right\}, \quad (3.39)$$

which is given in terms of $\Delta \equiv m_2^2/m_1^2$. The formula for $f_{SSS}(m_1^2, m_1^2, m_2^2)$ depends on a function $\Omega(\Delta)$. Since we are interested in summing logarithms for a large mass ratio, we need the expansions of Δ around $\Delta = \infty$ and $\Delta = 0$. We have computed these expansions to second order in appendix D.

Using these pieces, we can compute the L^2 term in the two-loop calculation of ref. [2], and check that our LL result eq. (3.37) for the L^2 term agrees with this computation. This agreement provides a highly non-trivial check of our method. It requires, in particular, shifting ϕ in the high-energy theory before matching onto the low-energy theory, and also requires including the tadpole contributions.

4 Two scalar fields in the unbroken phase

We now illustrate the EFT method for computing the Coleman-Weinberg potential in a theory with two real scalar fields. In this section we consider the power counting relevant for the unbroken phase of this theory.

4.1 Preliminaries and power counting

We take as our starting point the Lagrangian for two real scalar fields χ and ϕ ,

$$\mathcal{L} = \frac{1}{2}(\partial_\mu \chi)^2 + \frac{1}{2}(\partial_\mu \phi)^2 - \frac{\lambda_\chi}{24}\chi^4 - \frac{\lambda_3}{4}\chi^2\phi^2 - \frac{\lambda_\phi}{24}\phi^4 - \frac{m_\chi^2}{2}\chi^2 - \frac{m_\phi^2}{2}\phi^2 - \Lambda, \quad (4.1)$$

and assume widely separated scales $m_\chi \gg m_\phi$. Since the power counting is different depending on the sign of the mass-squared terms, we first do the computation in the unbroken phase, where m_χ^2 and m_ϕ^2 are both positive, and in section 5 we analyze the broken phase where the scalars receive VEVs.

Shifting the fields $\chi = \hat{\chi} + \chi_q$, $\phi = \hat{\phi} + \phi_q$, the shifted Lagrangian eq. (2.14) over which the functional integral is performed is

$$\begin{aligned} \hat{\mathcal{L}} = & \frac{1}{2}(\partial_\mu \chi_q)^2 + \frac{1}{2}(\partial_\mu \phi_q)^2 - \frac{\lambda_\chi}{24}\chi_q^4 - \frac{\lambda_3}{4}\chi_q^2\phi_q^2 - \frac{\lambda_\phi}{24}\phi_q^4 - \frac{\lambda_\chi \hat{\chi}}{6}\chi_q^3 - \frac{\lambda_3 \hat{\phi}}{2}\chi_q^2\phi_q \\ & - \frac{\lambda_3 \hat{\chi}}{2}\chi_q\phi_q^2 - \frac{\lambda_\phi \hat{\phi}}{6}\phi_q^3 - \frac{1}{2}W_{\chi\chi}\chi_q^2 - \frac{1}{2}W_{\phi\phi}\phi_q^2 - \frac{1}{2}(W_{\chi\phi} + W_{\phi\chi})\phi_q\chi_q \\ & + \mathcal{J}_\chi\chi_q + \mathcal{J}_\phi\phi_q - \hat{\Lambda}. \end{aligned} \quad (4.2)$$

The entries of the scalar mass-squared matrix W are given by

$$\begin{aligned} W_{\chi\chi} &= m_\chi^2 + \frac{1}{2}\lambda_\chi\hat{\chi}^2 + \frac{1}{2}\lambda_3\hat{\phi}^2, \\ W_{\phi\phi} &= m_\phi^2 + \frac{1}{2}\lambda_\phi\hat{\phi}^2 + \frac{1}{2}\lambda_3\hat{\chi}^2, \\ W_{\phi\chi} &= W_{\chi\phi} = \lambda_3\hat{\phi}\hat{\chi}, \end{aligned} \quad (4.3)$$

with

$$W = \begin{bmatrix} W_{\chi\chi} & W_{\chi\phi} \\ W_{\phi\chi} & W_{\phi\phi} \end{bmatrix}. \quad (4.4)$$

The tree-level Coleman-Weinberg potential is the cosmological constant eq. (2.10),

$$V_{\text{tree}} = \hat{\Lambda} = \frac{\lambda_\chi}{24} \hat{\chi}^4 + \frac{\lambda_3}{4} \hat{\chi}^2 \hat{\phi}^2 + \frac{\lambda_\phi}{24} \hat{\phi}^4 + \frac{m_\chi^2}{2} \hat{\chi}^2 + \frac{m_\phi^2}{2} \hat{\phi}^2 + \Lambda. \quad (4.5)$$

The one-loop Coleman-Weinberg potential is given in terms of the eigenvalues w_\pm of W ,

$$w_\pm = \frac{W_{\chi\chi}}{2} \left(1 + \frac{W_{\phi\phi}}{W_{\chi\chi}} \pm \sqrt{\frac{4W_{\phi\chi}^2}{W_{\chi\chi}^2} + \left(1 - \frac{W_{\phi\phi}}{W_{\chi\chi}}\right)^2} \right), \quad (4.6)$$

as

$$V_{1\text{-loop}} = \frac{w_-^2}{64\pi^2} \left[\ln \frac{w_-}{\mu^2} - \frac{3}{2} \right] + \frac{w_+^2}{64\pi^2} \left[\ln \frac{w_+}{\mu^2} - \frac{3}{2} \right]. \quad (4.7)$$

Let us introduce a power counting scheme in order to systematically construct the EFT by integrating out the heavy field χ_q . We take $m_\chi \sim 1$ and $m_\phi \sim z$, with $z \ll 1$ so that the two masses are widely separated, and assume the couplings $\lambda_\chi, \lambda_\phi, \lambda_3$ are order 1. To retain the mass hierarchy, we assume that the VEVs scale like $\hat{\chi} \sim \hat{\phi} \sim z$, i.e. our power counting is

$$m_\chi^2 \sim 1, \quad m_\phi^2 \sim z^2, \quad \hat{\chi} \sim \hat{\phi} \sim z. \quad (4.8)$$

This power counting is valid near the origin, so we can compute the RG improved potential near the classical vacuum. The W -matrix entries in eq. (4.3) scale as

$$W_{\chi\chi} \sim 1, \quad W_{\phi\phi} \sim z^2, \quad W_{\phi\chi} = W_{\chi\phi} \sim z^2. \quad (4.9)$$

The first term for $W_{\chi\chi}$ in eq. (4.3) is order 1, and the remaining terms are order z^2 . This scaling leads to a hierarchy of the eigenvalues w_\pm , with $w_+ \sim 1$ and $w_- \sim z^2$. In this example, we will keep terms to order z^6 in the Coleman-Weinberg potential, since non-trivial effects first occur at this order. They will occur at order z^4 in the broken phase studied in section 5.

In particular, let us check the scaling of eq. (4.7). V_{match} is equal to the contribution of the larger eigenvalue expanded in z ,

$$\begin{aligned} V_{\text{match}}(\mu) &= \frac{w_+^2}{64\pi^2} \left(\ln \frac{w_+}{\mu} - \frac{3}{2} \right) \\ &= \frac{1}{64\pi^2} \left\{ W_{\chi\chi}^2 \left(\ln \frac{W_{\chi\chi}}{\mu^2} - \frac{3}{2} \right) + 2W_{\phi\chi}^2 \left(\ln \frac{W_{\chi\chi}}{\mu^2} - 1 \right) \right. \\ &\quad \left. + \frac{2W_{\phi\chi}^2 W_{\phi\phi}}{W_{\chi\chi}} \left(\ln \frac{W_{\chi\chi}}{\mu^2} - 1 \right) \right\} + \mathcal{O}(z^8) \end{aligned} \quad (4.10)$$

where the first term is order 1, the second term is order z^4 , and the last term is order z^6 . The other eigenvalue gives a contribution that starts at order z^4 ,

$$\frac{w_-^2}{64\pi^2} \left(\ln \frac{w_-}{\mu} - \frac{3}{2} \right) = \frac{\left(W_{\phi\phi} - \frac{W_{\phi\chi}^2}{W_{\chi\chi}} \right)^2}{64\pi^2} \left[\ln \frac{\left(W_{\phi\phi} - \frac{W_{\phi\chi}^2}{W_{\chi\chi}} \right)}{\mu^2} - \frac{3}{2} \right] + \mathcal{O}(z^8). \quad (4.11)$$

We return to these expanded expressions in section 4.4, where we explain how each of the terms in eq. (4.10) and eq. (4.11) arise from our approach.

B	U	Graph	S	Integrand	V
1	1	χ	$\frac{1}{2}$	$-\ln(p^2 - W_{\chi\chi})$	$\frac{1}{32\pi^2} W_{\chi\chi}^2 \left[-\frac{1}{2\epsilon} + \frac{1}{2} \ln \frac{W_{\chi\chi}}{\mu^2} - \frac{3}{4} \right]$
z^2	z^4	χ ϕ	$\frac{1}{2}$	$\frac{W_{\chi\phi} W_{\phi\chi}}{(p^2 - W_{\chi\chi}) p^2}$	$\frac{1}{32\pi^2} W_{\chi\phi} W_{\phi\chi} \left[-\frac{1}{\epsilon} + \ln \frac{W_{\chi\chi}}{\mu^2} - 1 \right]$
z^4	z^6	χ ϕ	$\frac{1}{2}$	$\frac{W_{\chi\phi} W_{\phi\chi}}{(p^2 - W_{\chi\chi}) p^2} \frac{W_{\phi\phi}}{p^2}$	$\frac{1}{32\pi^2} \frac{W_{\chi\phi} W_{\phi\chi} W_{\phi\phi}}{W_{\chi\chi}} \left[-\frac{1}{\epsilon} + \ln \frac{W_{\chi\chi}}{\mu^2} - 1 \right]$
z^4	z^8	χ ϕ	$\frac{1}{4}$	$\frac{W_{\chi\phi}^2 W_{\phi\chi}^2}{(p^2 - W_{\chi\chi})^2 p^4}$	$\frac{1}{32\pi^2} \frac{W_{\chi\phi}^2 W_{\phi\chi}^2}{W_{\chi\chi}^2} \left[\frac{1}{2\epsilon} - \frac{1}{2} \ln \frac{W_{\chi\chi}}{\mu^2} + 1 \right]$

Table 1. One loop matching for the cosmological constant to order z^6 . The open circle is $W_{\phi\phi}$ and the black dot is $W_{\phi\chi}$. S is the symmetry factor for the diagram. The integrand is given in the third column. The matching contribution to V is given by the last column, dropping $1/\epsilon$ terms. We give the z -scaling in both the unbroken (U) and broken (B) phases. In the unbroken phase we keep contributions through $\mathcal{O}(z^6)$, and in the broken phase we keep them through $\mathcal{O}(z^4)$.

4.2 Matching to the EFT at μ_H

With the preliminaries in place, we can carry out the step-by-step procedure outlined in section 3.2. In Step 1, we evolve the high-energy theory eq. (4.1) to a scale μ_H comparable to the heavy mass $\mu_H^2 \sim W_{\chi\chi}$, and then shift the fields. This gives $\mathcal{L}(\hat{\chi}, \hat{\phi})$ in terms of the expectation value of fields renormalized at μ_H . The high energy Coleman-Weinberg potential V_{CW} in terms of fields renormalized at the reference scale μ_0 is given by using eq. (2.37) where $\gamma_{\chi,\phi}$ are computed in the high-energy theory eq. (4.1). In this example, the field anomalous dimensions are zero at one-loop.

In Step 2, we integrate out χ_q and match onto the EFT. The EFT Lagrangian is parameterized as

$$\mathcal{L}_{\text{EFT}} = \frac{1}{2} (\partial_\mu \phi_q)^2 - \tilde{\sigma} \phi_q - \frac{\tilde{m}^2}{2} \phi_q^2 - \frac{\tilde{\rho}}{6} \phi_q^3 - \frac{\tilde{\lambda}}{24} \phi_q^4 - \tilde{\Lambda} + \mathcal{O}(z^8). \quad (4.12)$$

The one-loop matching onto the EFT Lagrangian is given by computing the one-loop χ bubble, expanding in the power counting parameter z , and dropping all divergent terms. The graphs are shown in table 1. Since we include power corrections up to order z^4 , we have to include insertions of power suppressed operators in the χ loop, with all infrared scales such as $W_{\phi\phi}$ expanded out. In the unbroken case, only the first three graphs contribute, the fourth is necessary for the broken phase analysis in section 5. These contributions add up precisely to $V_{\text{match}}(\mu_H)$ given in eq. (4.10), which contributes to the cosmological constant in the EFT since it has no quantum fields. Because the matching is performed

at $\mu_H^2 \sim W_{\chi\chi}$, there are no large logarithms in this expression. It is worth noting that the matching computation only involves logarithms of $W_{\chi\chi}/\mu^2$. Even though ϕ particles enter in loop graphs, there are no logarithms of $W_{\phi\phi}$ because it is an infrared scale which has been expanded out in a power series.²

The tree-level matching to order z^6 is given by the graph shown in figure 7. To compute this graph, we follow the same steps outlined in the $O(N)$ example. Write the terms linear in χ_q in eq. (4.2) as

$$\hat{\mathcal{L}} \supset -X_1(\phi_q)\chi_q, \quad X_1(\phi_q) = W_{\phi\chi}\phi_q + \frac{1}{2}\lambda_3\hat{\chi}\phi_q^2 - \mathcal{J}_\chi. \quad (4.13)$$

Here $X_1 \sim z^3$ since $W_{\phi\chi} \sim z^2$, $\hat{\chi} \sim z$, and $\phi_q \sim z$. Figure 7 then gives the tree-level matching

$$\mathcal{L}_{\text{EFT}} \supset \frac{1}{2}X_1 \frac{1}{W_{\chi\chi} - p^2} X_1 = \frac{1}{2}X_1 \frac{1}{W_{\chi\chi}} X_1 + \frac{1}{2}X_1 \frac{p^2}{W_{\chi\chi}^2} X_1 + \dots \quad (4.14)$$

where p is the momentum flowing through the χ_q line, which is order z since it is a momentum in the EFT, and $1/2$ is the symmetry factor. To order z^6 , we only need the first term. The EFT Lagrangian is then

$$\begin{aligned} \mathcal{L}_{\text{EFT}} = & \frac{1}{2}(\partial_\mu\phi_q)^2 - \frac{1}{2}W_{\phi\phi}\phi_q^2 - \frac{\lambda_\phi\hat{\phi}}{3!}\phi_q^3 - \frac{\lambda_\phi}{4!}\phi_q^4 - \hat{\Lambda} - V_{\text{match}}(\mu_H) \\ & + \frac{1}{2} \frac{1}{W_{\chi\chi}} \left(W_{\phi\chi}\phi_q + \frac{1}{2}\lambda_3\hat{\chi}\phi_q^2 - \mathcal{J}_\chi \right)^2 + \mathcal{J}_\phi\phi_q + \mathcal{O}(z^7). \end{aligned} \quad (4.15)$$

Using eq. (4.3), and keeping the leading term $W_{\chi\chi} \rightarrow m_\chi^2$ to order z^6 , we identify the matching conditions for the EFT couplings at the scale μ_H as

$$\begin{aligned} \tilde{\lambda}^{\mu=\mu_H} & \equiv \lambda_\phi - \frac{3\lambda_3^2\hat{\chi}^2}{m_\chi^2} + \mathcal{O}(z^4), \\ \tilde{\rho}^{\mu=\mu_H} & \equiv \hat{\phi} \left[\lambda_\phi - \frac{3\lambda_3^2\hat{\chi}^2}{m_\chi^2} \right] + \mathcal{O}(z^5), \\ \tilde{m}^2 \mu=\mu_H & \equiv m_\phi^2 + \frac{1}{2}\lambda_\phi\hat{\phi}^2 + \frac{1}{2}\lambda_3\hat{\chi}^2 - \frac{\lambda_3^2\hat{\chi}^2\hat{\phi}^2}{m_\chi^2} + \frac{\lambda_3\hat{\chi}\mathcal{J}_\chi}{m_\chi^2} + \mathcal{O}(z^6), \\ & \equiv \tilde{m}_-^2 + \frac{\lambda_3\hat{\chi}\mathcal{J}_\chi}{m_\chi^2} + \mathcal{O}(z^6), \\ \tilde{\sigma}^{\mu=\mu_H} & \equiv -\mathcal{J}_\phi + \frac{\lambda_3\hat{\chi}\hat{\phi}\mathcal{J}_\chi}{m_\chi^2} + \mathcal{O}(z^7), \\ \tilde{\Lambda}^{\mu=\mu_H} & \equiv \hat{\Lambda} + V_{\text{match}} - \frac{(\mathcal{J}_\chi)^2}{2m_\chi^2} + \mathcal{O}(z^8). \end{aligned} \quad (4.16)$$

We emphasize that the low-energy Lagrangian eq. (4.12) is manifestly *not* given by taking the EFT Lagrangian and shifting $\phi = \hat{\phi} + \phi_q$. The effect of a scalar field shift has already been written in eq. (2.30). To illustrate this, start with the couplings in eq. (4.16)

²See ref. [21] for a more extensive discussion of logarithms in matching conditions.

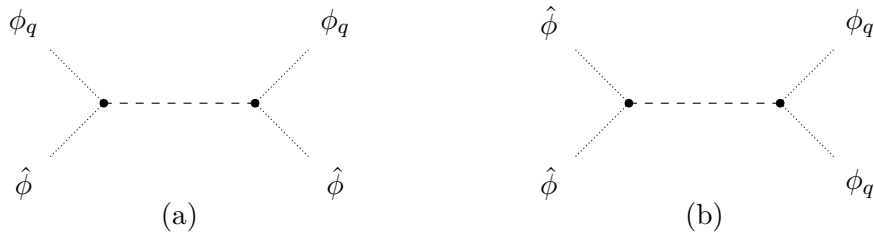


Figure 9. (a) Graphs allowed in the high-energy theory. (b) Graphs not allowed in the high-energy theory.

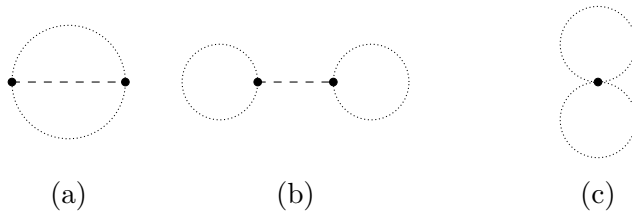


Figure 10. Two loop contribution from a $\chi\phi^2$ interaction. Graphs (a) and (b) in the high-energy theory reduce to (c) in the EFT.

with $\hat{\phi} = 0$, and then shift the field $\phi_q \rightarrow \hat{\phi} + \phi_q$. The shifted value of $\tilde{\rho}$ is $\tilde{\lambda}\hat{\phi}$, which matches the value in eq. (4.16). However, the mass term after the shift is

$$\tilde{m}^2 \stackrel{\text{shift}}{=} m_\phi^2 + \frac{\lambda_\phi}{2} \hat{\phi}^2 + \frac{\lambda_3}{2} \hat{\chi}^2 - \frac{3\lambda_3^2 \hat{\chi}^2 \hat{\phi}^2}{2m_\chi^2} + \frac{\lambda_3 \hat{\chi} \mathcal{J}_\chi}{m_\chi^2}, \quad (4.17)$$

where the third term has coefficient $-3/2$ instead of -1 as in eq. (4.16). The reason for this difference can be seen by looking at the contribution from figure 7 to $\tilde{\lambda}$ in the EFT. If we first match onto the EFT and then shift, the $\hat{\phi}^2\phi_q^2$ term in the Lagrangian is given by replacing two external lines in figure 7(b) by $\hat{\phi}$ and two by ϕ_q . There are 6 possible ways of doing this. Now, let us make the same replacement in figure 7(a). The six possible ways are divided into two types: four possibilities with topology figure 9(a) with $\hat{\phi}$ on opposite ends of the χ line, and two with topology figure 9(b), with $\hat{\phi}$ on the same side of the χ line. The left vertex in figure 9(b) is $\chi_q\hat{\phi}^2$ which is not present in the high-energy theory because it is cancelled by the classical piece of the source, i.e. we have no terms linear in the quantum fields. Thus only 4 out of 6 choices contribute, and the correct coefficient is $2/3$ of that given by shifting in the EFT, i.e. $(2/3) \cdot (-3/2) = -1$. This explains the difference between eq. (4.17) and eq. (4.16), and is a reflection of the fact that information about which diagrams are 1PI is lost in the EFT matching.

There is a related problem for the two-loop contribution to the Coleman-Weinberg potential. A $\chi\phi^2$ interaction leads to the two-loop contributions shown in figure 10(a,b), which reduce to figure 10(c) in the EFT. However, the 1PI nature of the Coleman-Weinberg potential implies that only figure 10(a) must be included in computing V , not figure 10(b). The two possible contractions of the ϕ lines cannot be distinguished in the EFT, since the χ line has been shrunk to a point. This reason is why we use the tadpole condition discussed in section 2.2 rather than the 1PI structure of graphs to compute V_{CW} .

4.3 RG improvement

We move on to Steps 3 and 4. The couplings in the low-energy theory are evolved using the RGE to a low scale μ_L of order \tilde{m}^2 , the mass of ϕ_q . The RGE are given in eq. (B.2) with solutions eq. (B.3). In particular, we need

$$\begin{aligned}\tilde{m}^2(\mu_L) &= \tilde{m}^2(\mu_H) \left\{ \eta^{-1/3} \left[1 - \frac{1}{2}\xi \right] + \frac{1}{2}\xi\eta^{-1} \right\}, \\ \tilde{\Lambda}(\mu_L) &= \tilde{\Lambda}(\mu_H) + \frac{\tilde{m}^4(\mu_H)}{2\tilde{\lambda}(\mu_H)} \left\{ \frac{1}{3} \left(3 - 6\xi + 2\xi^2 \right) - \frac{1}{2}\xi(\xi - 2)\eta^{-1/3} \right. \\ &\quad \left. - \frac{1}{4}(\xi - 2)^2\eta^{1/3} + \frac{1}{12}\xi^2\eta^{-1} \right\},\end{aligned}\tag{4.18}$$

where

$$t = \frac{1}{16\pi^2} \ln \frac{\mu_L}{\mu_H}, \quad \eta = 1 - 3\tilde{\lambda}(\mu_H)t, \quad \xi = \frac{\tilde{\rho}^2(\mu_H)}{\tilde{\lambda}(\mu_H)\tilde{m}^2(\mu_H)} = \frac{\hat{\phi}^2\tilde{\lambda}(\mu_H)}{\tilde{m}^2(\mu_H)}.\tag{4.19}$$

At the scale μ_L , the quantum field ϕ_q is integrated out, and we obtain the Coleman-Weinberg potential

$$V_{\text{CW}} = \tilde{\Lambda}(\mu_L) + \frac{1}{64\pi^2}\tilde{m}^4(\mu_L) \left[\ln \frac{\tilde{m}^2(\mu_L)}{\mu_L^2} - \frac{3}{2} \right].\tag{4.20}$$

The one-loop term does not have any large logarithms if $\mu_L^2 \sim \tilde{m}^2$.

4.4 Interlude: a fixed order perspective

Before completing Step 5, let us take a moment to gain some intuition as to how our result eq. (4.20) matches onto the one-loop fixed order expression in eq. (4.7). In doing so, we will understand how the large-eigenvalue and small-eigenvalue terms in $V_{1\text{-loop}}$ in eq. (4.7) arise from expanding in z the functional determinant that results from doing the path integral over the quantum fields. This subsection can be read as a more detailed perspective on computing V_{CW} from our Steps 2 and 4, where we work only at fixed order in perturbation theory and thus ignore the steps that involve RG evolution. We have postponed this discussion until now since it is most interesting in the case where W is not diagonal.

A preliminary comment is that our RG improved result eq. (4.20) manifestly evaluates to the fixed one-loop order expression $V_{\text{CW}} = V_{\text{tree}} + V_{1\text{-loop}}$ upon taking $\mu = \mu_H = \mu_L$. Dropping the \mathcal{J} terms since they are formally of higher loop order, and taking $\eta = 1$ in eq. (4.18), we see that

$$\tilde{m}^2 \rightarrow \tilde{m}_-^2 = W_{\phi\phi} - \frac{W_{\phi\chi}^2}{W_{\chi\chi}}, \quad \tilde{\Lambda} \rightarrow V_{\text{match}} + \hat{\Lambda}.\tag{4.21}$$

The quantity \tilde{m}_-^2 (which was first defined in eq. (4.16)) is precisely the combination that appeared in the expansion of the small eigenvalue w_- in the one-loop Coleman-Weinberg potential in eq. (4.11). We have already noted that V_{match} gives the expansion of the large eigenvalue in eq. (4.10), and that $\hat{\Lambda}$ is the tree-level Coleman-Weinberg potential in eq. (4.5). Therefore, in this limit we recover the fixed order answer.

We can understand why this is the case by starting from the functional integral eq. (2.13). The quadratic action in the quantum fields in momentum space is

$$\hat{\mathcal{L}} = \frac{1}{2} [\chi_q \ \phi_q] \Delta \begin{bmatrix} \chi_q \\ \phi_q \end{bmatrix} + \mathcal{J}^T \begin{bmatrix} \chi_q \\ \phi_q \end{bmatrix} - \hat{\Lambda}, \quad (4.22)$$

with

$$\Delta = \begin{bmatrix} p^2 - W_{\chi\chi} & -W_{\chi\phi} \\ -W_{\phi\chi} & p^2 - W_{\phi\phi} \end{bmatrix}, \quad \mathcal{J} = \begin{bmatrix} \mathcal{J}_\chi \\ \mathcal{J}_\phi \end{bmatrix}. \quad (4.23)$$

The effective action is

$$\begin{aligned} e^{\frac{i}{\hbar}\Gamma} &= \int D\chi_q D\phi_q e^{\frac{i}{\hbar} \int d^4x \hat{\mathcal{L}}} \\ &= [\det \Delta]^{-1/2} \exp \left[-i \int d^4x \left(\hat{\Lambda} + \mathcal{J}^T \Delta^{-1} \mathcal{J} \right) \right]. \end{aligned} \quad (4.24)$$

\mathcal{J} is adjusted to that $\langle \chi_q \rangle = 0$ and $\langle \phi_q \rangle = 0$, and is formally of one-loop order, so the terms quadratic in \mathcal{J} can be dropped to one-loop order, and we drop them for the rest of this subsection.

The one-loop contribution is given by $[\det \Delta]^{-1/2}$. Diagonalizing W ,

$$\Delta = \begin{bmatrix} p^2 - w_+ & 0 \\ 0 & p^2 - w_- \end{bmatrix}, \quad \det \Delta = \det(p^2 - w_+) \det(p^2 - w_-). \quad (4.25)$$

The functional determinant is well-known, and evaluates to

$$\frac{1}{2} \ln \det(p^2 - w) = i \int d^4x \frac{w^2}{64\pi^2} \left[\ln \frac{w}{\mu^2} - \frac{3}{2} \right] \quad (4.26)$$

giving eq. (4.7) for the Coleman-Weinberg potential in the full theory at one loop.

To compare with the EFT method, the integrals over χ_q and ϕ_q are performed sequentially. The EFT result is reminiscent of the determinant identity for a block matrix

$$\det \Delta = \det \begin{bmatrix} A & B \\ B^T & C \end{bmatrix} = \det A \det(C - B^T A^{-1} B). \quad (4.27)$$

Performing the integral over χ_q gives

$$\frac{1}{2} \ln \det A = \frac{1}{2} \ln \det(p^2 - W_{\chi\chi}) = i \int d^4x \frac{W_{\chi\chi}^2}{64\pi^2} \left[\ln \frac{W_{\chi\chi}}{\mu^2} - \frac{3}{2} \right], \quad (4.28)$$

which is the contribution of the first graph in table 1 for V_{match} .

The remaining functional integral is over ϕ_q . The quadratic part is

$$\Delta_\phi \equiv C - B^T A^{-1} B = p^2 - W_{\phi\phi} - W_{\phi\chi} \frac{1}{p^2 - W_{\chi\chi}} W_{\chi\phi}, \quad (4.29)$$

which is precisely the form of the matching eq. (4.14) onto the EFT. We also need to compute $\ln \det \Delta_\phi = \text{Tr} \ln \Delta_\phi$. The trace in momentum space is the integral d^4p . The

momentum integral gets contributions from $p^2 \sim W_{\chi\chi} \sim 1$ and $p^2 \sim W_{\phi\phi} \sim z^2$. For $p^2 \sim W_{\chi\chi}$,

$$\begin{aligned} \ln \Delta_\phi &= \int \frac{d^4 p}{(2\pi)^4} \left\{ \ln p^2 + \ln \left[1 - \frac{W_{\phi\phi}}{p^2} - W_{\phi\chi} \frac{1}{p^2(p^2 - W_{\chi\chi})} W_{\chi\phi} \right] \right\} \\ &= \int \frac{d^4 p}{(2\pi)^4} \left\{ \ln p^2 - \sum_n \left[\frac{W_{\phi\phi}}{p^2} + W_{\phi\chi} \frac{1}{p^2(p^2 - W_{\chi\chi})} W_{\chi\phi} \right]^n \right\}. \end{aligned} \quad (4.30)$$

The first term vanishes in dimensional regularization, and the remaining terms are the matching contributions in table 1.

For $p^2 \sim W_{\phi\phi}$,

$$\begin{aligned} \ln \Delta_\phi &= \int \frac{d^4 p}{(2\pi)^4} \ln \left\{ p^2 - \left[W_{\phi\phi} - W_{\phi\chi} \left(\frac{1}{W_{\chi\chi}} + \frac{p^2}{W_{\chi\chi}^2} + \dots \right) W_{\chi\phi} \right] \right\}, \\ &= \int \frac{d^4 p}{(2\pi)^4} \ln \left[p^2 - \left(W_{\phi\phi} - \frac{W_{\phi\chi} W_{\chi\phi}}{W_{\chi\chi}} \right) \right] + \dots \end{aligned} \quad (4.31)$$

The expression $W_{\phi\phi} - W_{\phi\chi} W_{\chi\phi} / W_{\chi\chi}$ is the mass \tilde{m}^2 in the EFT after matching, and so the low-energy contribution of $\ln \Delta_\phi$ gives the w_- contribution to the Coleman-Weinberg potential.

Let us summarize this discussion: we start with a two-field problem with a hierarchy of mass scales $m_\chi^2 \sim W_{\chi\chi} \gg m_\phi^2 \sim W_{\phi\phi}$, which leads to a hierarchy of mass eigenvalues $w_+ \gg w_-$. V_{match} is the contribution to the one-loop Coleman-Weinberg potential coming from the larger w_+ eigenvalue. Graphs that contribute to V_{match} in a z expansion arise from (1) performing the functional integral over χ , and (2) expanding the remaining functional determinant in the power counting expansion. Meanwhile, the contribution of w_- to the one-loop Coleman-Weinberg potential comes from expanding the functional determinant from integrating out ϕ_q for small EFT momentum $p^2 \sim z^2$. This gives the fixed one-loop order Coleman-Weinberg potential, which matches the result of applying our Steps 2 and 4. As we have explained, RG improvement takes more work, and is the content of the remaining steps.

4.5 Tadpole improvement

It remains to compute \mathcal{J}_ϕ and \mathcal{J}_χ . Moving on to Step 5, we fix these by requiring that $\langle \chi_q \rangle$ and $\langle \phi_q \rangle$ vanish, where χ_q and ϕ_q are fields in the original high-energy theory. From eq. (2.13), these expectation values are determined by differentiation w.r.t. \mathcal{J}_ϕ and \mathcal{J}_χ . Differentiating the EFT Lagrangian w.r.t. \mathcal{J}_ϕ brings down a factor of ϕ_q in the EFT, as can be seen from the parameters eq. (4.16), so setting the ϕ_q tadpole to zero in the high-energy theory is equivalent to setting it to zero in the low-energy theory. We do not need this calculation for our result, since the running of the cosmological constant and the terms in eq. (4.20) do not depend on $\tilde{\sigma}$, which is the only parameter that depends on \mathcal{J}_ϕ .

Differentiating the EFT Lagrangian w.r.t. $\mathcal{J}_\chi(\mu_H)$ using eq. (4.16), we see that $\chi_q(\mu_H)$ in the high-energy theory matches on to

$$\chi_q(\mu_H) \rightarrow -\frac{\lambda_3(\mu_H) \hat{\chi}}{2m_\chi^2(\mu_H)} [\phi_q^2]_{\mu_H} - \frac{\lambda_3(\mu_H) \hat{\chi} \hat{\phi}}{m_\chi^2(\mu_H)} \phi_q(\mu_H) + \frac{\mathcal{J}_\chi(\mu_H)}{m_\chi^2(\mu_H)}, \quad (4.32)$$

and the tadpole condition becomes

$$\mathcal{J}_\chi(\mu_H) = \frac{1}{2} \lambda_3(\mu_H) \hat{\chi} \langle [\phi_q^2] \rangle_{\mu_H} + \lambda_3(\mu_H) \hat{\chi} \hat{\phi} \langle \phi_q \rangle_{\mu_H} \quad (4.33)$$

where the r.h.s. is computed in the low-energy theory. Since $\langle \phi_q \rangle = 0$ in the low-energy theory by the ϕ tadpole condition, we only need the first term. The one-loop graph to be computed is shown in figure 8, and contains a large logarithm.

One can sum the LL series for the tadpole, as in section 3.5, by computing the anomalous dimension of the composite operator $[\phi_q^2]$ in the low-energy theory,

$$\frac{d}{dt} [\phi_q^2] = -\tilde{\lambda} [\phi_q^2] - 2\tilde{\rho} \phi_q - 2\tilde{m}^2, \quad (4.34)$$

and integrating to relate $[\phi_q^2]_{\mu_H}$ and $[\phi_q^2]_{\mu_L}$. An alternate derivation is to differentiate the Lagrangian renormalized at μ_L with respect to $\tilde{m}^2(\mu_H)$ using the RGE solutions eq. (B.3), which gives the same result:

$$\begin{aligned} [\phi_q^2]_{\mu_H} &= \eta^{-1/3} [\phi_q^2]_{\mu_L} + 2 \frac{\tilde{\rho}(\mu_H)}{\tilde{\lambda}(\mu_H)} (\eta^{-1/3} - 1) [\phi_q]_{\mu_L} \\ &\quad + \frac{\tilde{\rho}^2(\mu_H)}{\tilde{\lambda}^2(\mu_H)} (\eta^{1/3} - 1)^2 \eta^{-1/3} - \frac{2\tilde{m}^2(\mu_H)}{\tilde{\lambda}(\mu_H)} (\eta^{1/3} - 1), \end{aligned} \quad (4.35)$$

$$[\phi_q]_{\mu_H} = [\phi_q]_{\mu_L}, \quad (4.36)$$

where $\eta = 1 - 3\lambda(\mu_0)/(16\pi^2) \ln \mu/\mu_0$. Substituting in eq. (4.33),

$$\begin{aligned} \mathcal{J}_\chi(\mu_H) &= \frac{1}{2} \lambda_3(\mu_H) \hat{\chi} \eta^{-1/3} \langle [\phi_q^2] \rangle_{\mu_L} + \lambda_3(\mu_H) \hat{\chi} \frac{\tilde{\rho}(\mu_H)}{\tilde{\lambda}(\mu_H)} (\eta^{-1/3} - 1) \langle \phi_q \rangle_{\mu_L} \\ &\quad + \frac{1}{2} \lambda_3(\mu_H) \hat{\chi} \frac{\tilde{\rho}^2(\mu_H)}{\tilde{\lambda}^2(\mu_H)} (\eta^{1/3} - 1)^2 \eta^{-1/3} - \lambda_3(\mu_H) \hat{\chi} \frac{\tilde{m}^2(\mu_H)}{\tilde{\lambda}(\mu_H)} (\eta^{1/3} - 1) \\ &\quad + \lambda_3(\mu_H) \hat{\chi} \hat{\phi} \langle \phi_q \rangle_{\mu_L} \end{aligned} \quad (4.37)$$

which can also be obtained by differentiating the EFT Lagrangian at μ_L w.r.t. $\mathcal{J}(\mu_H)$. Using $\tilde{\rho}(\mu_H) = \tilde{\lambda}(\mu_H) \hat{\phi}$ and $\langle \phi_q \rangle_{\mu_L} = 0$, the RG improved tadpole is

$$\begin{aligned} \mathcal{J}_\chi(\mu_H) &= \frac{1}{2} \lambda_3(\mu_H) \hat{\chi} \eta^{-1/3} \langle [\phi_q^2] \rangle_{\mu_L} + \frac{\lambda_3(\mu_H)}{2\tilde{\lambda}(\mu_H)} \frac{(\eta^{1/3} - 1)^2}{\eta^{1/3}} \hat{\chi} \hat{\phi}^2 \\ &\quad - \frac{\lambda_3(\mu_H)}{\tilde{\lambda}(\mu_H)} (\eta^{1/3} - 1) \hat{\chi} \tilde{m}^2(\mu_H). \end{aligned} \quad (4.38)$$

The low-energy matrix element of $[\phi_q^2]_\mu$ is

$$\langle [\phi_q^2] \rangle_\mu = \frac{1}{16\pi^2} \tilde{m}^2 \left[\ln \frac{\tilde{m}^2}{\mu^2} - 1 \right], \quad (4.39)$$

from figure 8. Eq. (4.38) with the substitution of eq. (4.39) can be solved to obtain $\mathcal{J}_\chi(\mu_H)$. \tilde{m}^2 depends linearly on $\mathcal{J}_\chi(\mu_H)$, as given in eq. (4.16). Taking the linear term in $\mathcal{J}_\chi(\mu_H)$ from the third term to the l.h.s. and solving gives

$$\begin{aligned} \mathcal{J}_\chi(\mu_H) = & \left\{ 1 + \frac{3\lambda_3^2(\mu_H)}{\tilde{\lambda}(\mu_H)\lambda_\chi(\mu_H)v_\chi^2(\mu_H)}\hat{\chi}^2 \right\}^{-1} \left\{ \frac{\lambda_3(\mu_H)\hat{\chi}}{32\pi^2}\eta^{-1/3}\tilde{m}^2(\mu_L) \left[\ln \frac{\tilde{m}^2(\mu_L)}{\mu_L^2} - 1 \right] \right. \\ & \left. + \frac{\lambda_3(\mu_H)}{2\tilde{\lambda}(\mu_H)} \frac{(\eta^{1/3} - 1)^2}{\eta^{1/3}} \hat{\chi}\hat{\phi}^2 - \frac{\lambda_3(\mu_H)}{\tilde{\lambda}(\mu_H)} (\eta^{1/3} - 1) \hat{\chi}\tilde{m}_-(\mu_H) \right\} \end{aligned} \quad (4.40)$$

where the $\langle \phi_q^2 \rangle_\mu$ contribution depends on $\mathcal{J}_\chi(\mu_H)$ through \tilde{m}^2 , but the last term does not, since it depends on \tilde{m}_- . To LL order, the $\langle [\phi_q^2] \rangle_{\mu_L}$ term can be dropped, and eq. (4.40) explicitly gives $\mathcal{J}_\chi(\mu_H)$. To LL plus one-loop accuracy, $\mathcal{J}_\chi(\mu_H)$ is given by substituting the LL value of $\mathcal{J}_\chi(\mu_H)$ into the one-loop term from $\langle [\phi_q^2] \rangle_{\mu_L}$. Expanding eq. (4.40) in t , and only keeping the single log in the LL series gives

$$\mathcal{J}_\chi(\mu_H) \approx \lambda_3(\mu_H)\hat{\chi}\tilde{m}_-(\mu_H)t. \quad (4.41)$$

4.6 Comparison with the two-loop result

We can now compare our RG improved result to the known two-loop calculation by expanding the RG series in a power series in $t = (\ln \mu_L/\mu_H)/(16\pi^2)$. The cosmological constant contribution is

$$\tilde{\Lambda}(\mu_L) = \tilde{\Lambda}(\mu_H) + \frac{1}{2}\tilde{m}^4(\mu_H)t + \frac{1}{2}\tilde{m}^2(\mu_H) \left[\tilde{\lambda}(\mu_H)\tilde{m}^2(\mu_H) + \tilde{\rho}^2(\mu_H) \right] t^2 + \dots \quad (4.42)$$

using eq. (C.3) to evaluate the RG evolution in a series in t . The entire LL contribution is from this term. The logarithmic terms are

$$\begin{aligned} \tilde{\Lambda}(\mu_L) = & \frac{1}{2}\tilde{m}_-(\mu_H)t + \frac{1}{2}\tilde{m}_-(\mu_H) \left[\tilde{\lambda}(\mu_H)\tilde{m}_-(\mu_H) + \tilde{\rho}^2(\mu_H) \right] t^2 \\ & + \frac{\tilde{m}_-(\mu_H)\lambda_3(\mu_H)\hat{\chi}}{m_\chi^2(\mu_H)} \mathcal{J}_\chi(\mu_H)t - \frac{(\mathcal{J}_\chi(\mu_H))^2}{2m_\chi^2(\mu_H)} + \dots \end{aligned} \quad (4.43)$$

rewriting \tilde{m}^2 in terms of \tilde{m}_- and $\mathcal{J}_\chi(\mu_H)$. The first term is the $\lambda\mathbf{L}$ term and everything else is the $(\lambda\mathbf{L})^2$ contribution, since $\mathcal{J}_\chi(\mu_H)$ contains a log. This expression simplifies using $\tilde{\rho}(\mu_H) = \tilde{\lambda}(\mu_H)\hat{\phi}$ and eq. (4.41),

$$\tilde{\Lambda}(\mu_L) = \frac{1}{2}\tilde{m}_-(\mu_H)t + \frac{1}{2} \left\{ \tilde{\lambda}\tilde{m}_-^4 + \tilde{\lambda}^2\hat{\phi}^2\tilde{m}_-^2 + \frac{\lambda_3^2\hat{\chi}^2}{m_\chi^2}\tilde{m}_-^4 \right\} t^2. \quad (4.44)$$

The last term is the tadpole contribution. Using eq. (4.16),

$$\begin{aligned} \tilde{\Lambda}(\mu_L) = & \frac{1}{2}\tilde{m}_-(\mu_H)t + \frac{1}{2} \left\{ \left[\lambda_\phi - 3\frac{\lambda_3^2\hat{\chi}^2}{m_\chi^2} \right] \tilde{m}_-^4 + \left[\lambda_\phi - 3\frac{\lambda_3^2\hat{\chi}^2}{m_\chi^2} \right]^2 \hat{\phi}^2\tilde{m}_-^2 + \frac{\lambda_3^2\hat{\chi}^2}{m_\chi^2}\tilde{m}_-^4 \right\} t^2 \\ = & \frac{1}{2}\tilde{m}_-(\mu_H)t + \frac{1}{2} \left\{ \left[\lambda_\phi - 2\frac{\lambda_3^2\hat{\chi}^2}{m_\chi^2} \right] \tilde{m}_-^4 + \left[\lambda_\phi - 6\frac{\lambda_3^2\hat{\chi}^2}{m_\chi^2} \right] \lambda_\phi\hat{\phi}^2\tilde{m}_-^2 \right\} t^2. \end{aligned} \quad (4.45)$$

The $(\lambda_3^2 \hat{\chi}^2 \tilde{m}_-^4 / m_\chi^2) t^2$ term's coefficient is modified from $-3/2$ to -1 , a factor of $2/3$, by the tadpole for the reasons discussed below eq. (4.17). In the second line, we have only retained terms to order z^6 in the expansion of $\tilde{\lambda}^2$.

Equation (4.45) agrees with the explicit two-loop result expanded in z to order z^6 using the procedure given below eq. (3.37). One difference between the $O(N)$ model and the two-scalar theory of this section is that the scalar mass matrix W is not diagonal. The expression for the two-loop potential in ref. [2] is given in terms of mass eigenstates of the tree-level Lagrangian. To use the two-loop result in ref. [2], we first diagonalize the scalar mass matrix W and rewrite the Lagrangian in terms of the rotated fields. The heavy mass is m_χ^2 to lowest order in z , and the light mass is \tilde{m}_-^2 given in eq. (4.16) to order z^2 . Using the rotated masses and couplings, and expanding the result to order z^6 , we find agreement with our result eq. (4.44).

5 Two scalar fields in the broken phase

In this section we study the two-scalar field model of the previous section, but now with a power counting appropriate to the broken phase of the theory where m_χ^2 and m_ϕ^2 are both negative. We will be brief, since most of the discussion carries over from section 4. This example illustrates the procedure for minimizing the potential for a theory such as a unified theory, with two widely separated symmetry breaking scales.

5.1 Power counting

In this case, we start with the Lagrangian

$$\begin{aligned} \mathcal{L} = & \frac{1}{2}(\partial_\mu \chi)^2 + \frac{1}{2}(\partial_\mu \phi)^2 - \frac{\lambda_\phi}{24}(\phi^2 - v_\phi^2)^2 - \frac{\lambda_\chi}{24}(\chi^2 - v_\chi^2)^2 \\ & - \frac{\lambda_3}{4}(\phi^2 - v_\phi^2)(\chi^2 - v_\chi^2) - \Lambda, \end{aligned} \tag{5.1}$$

evaluated at some high reference scale μ_0 , and assume widely separated scales $v_\chi \gg v_\phi$. The classical VEVs v are related to the mass-squareds by eq. (A.8). The classical theory is stable if $\lambda_\phi \lambda_\chi > 9\lambda_3^2$, and the minimum is at $\phi = v_\phi$, $\chi = v_\chi$.

The shifted Lagrangian $\hat{\mathcal{L}}$ takes the same form as eq. (4.2), but we rewrite the W -matrix in terms of the v_ϕ, v_χ variables as

$$\begin{aligned} W_{\chi\chi} &= \frac{1}{3}\lambda_\chi v_\chi^2 + \frac{1}{2}\lambda_\chi (\hat{\chi}^2 - v_\chi^2) + \frac{1}{2}\lambda_3 (\hat{\phi}^2 - v_\phi^2), \\ W_{\phi\phi} &= \frac{1}{6}\lambda_\phi (3\hat{\phi}^2 - v_\phi^2) + \frac{1}{2}\lambda_3 (\hat{\chi}^2 - v_\chi^2), \\ W_{\phi\chi} &= W_{\chi\phi} = \lambda_3 \hat{\phi} \hat{\chi}. \end{aligned} \tag{5.2}$$

The cosmological constant is

$$\hat{\Lambda} = \frac{\lambda_\phi}{24}(\hat{\phi}^2 - v_\phi^2)^2 + \frac{\lambda_\chi}{24}(\hat{\chi}^2 - v_\chi^2)^2 + \frac{\lambda_3}{4}(\hat{\phi}^2 - v_\phi^2)(\hat{\chi}^2 - v_\chi^2) + \Lambda. \tag{5.3}$$

Introduce a power counting $v_\chi \sim 1$ and $v_\phi \sim z$, so that the two VEVs are widely separated, and assume $\lambda_\chi, \lambda_\phi, \lambda_3$ are order 1. The χ and ϕ mass-squareds at the minimum

of the potential are $W_{\chi\chi} = \lambda_\chi v_\chi^2/2 \sim 1$ and $W_{\phi\phi} = \lambda_\phi v_\phi^2/2 \sim z^2$. As $\hat{\chi}$ and $\hat{\phi}$ move away from the minimum of the potential, $W_{\chi\chi}$ and $W_{\phi\phi}$ change. To retain the mass hierarchy, we assume that

$$\hat{\chi}^2 - v_\chi^2 \sim z^2, \quad \hat{\phi}^2 \sim v_\phi^2 \sim \hat{\phi}^2 - v_\phi^2 \sim z^2 \quad (5.4)$$

so that

$$W_{\chi\chi} \sim 1, \quad W_{\phi\phi} \sim z^2, \quad W_{\phi\chi} = W_{\chi\phi} \sim z. \quad (5.5)$$

The first term for $W_{\chi\chi}$ in eq. (5.2) is order 1, and the remaining terms are order z^2 .³ In this example, we will keep terms to order z^4 , since non-trivial effects in the unbroken sector now occur by order z^4 .

5.2 The result

The one-loop matching contribution to $\tilde{\Lambda}$ in the EFT from integrating out χ_q is given by computing the one-loop χ -bubble. The graphs are shown in table 1. In particular, the z -scaling of the diagrams is different from the unbroken case, since now $W_{\phi\chi} \sim z$ rather than z^2 , and there is one extra diagram that contributes. The result is

$$V_{\text{match}}(\mu_H) = \frac{1}{64\pi^2} \left\{ \left[\ln \frac{W_{\chi\chi}}{\mu_H^2} - \frac{3}{2} \right] W_{\chi\chi}^2 + \left[\ln \frac{W_{\chi\chi}}{\mu_H^2} - 1 \right] 2W_{\chi\phi}W_{\phi\chi} \right. \\ \left. + \left[\ln \frac{W_{\chi\chi}}{\mu_H^2} - 1 \right] \frac{2W_{\chi\phi}W_{\phi\chi}W_{\phi\phi}}{W_{\chi\chi}} - \left[\ln \frac{W_{\chi\chi}}{\mu_H^2} - 2 \right] \frac{W_{\chi\phi}^2 W_{\phi\chi}^2}{W_{\chi\chi}^2} \right\}, \quad (5.6)$$

where the first term is order 1, the second term is order z^2 , and the last two terms are order z^4 .

The tree level matching proceeds as in the unbroken case, and the EFT couplings defined in eq. (4.12) are given at the matching scale μ_H by

$$\begin{aligned} \tilde{\lambda}^{\mu=\mu_H} &\equiv \lambda_\phi - \frac{9\lambda_3^2 \hat{\chi}^2}{\lambda_\chi v_\chi^2} + \mathcal{O}(z^2), \\ \tilde{\rho}^{\mu=\mu_H} &\equiv \hat{\phi} \left[\lambda_\phi - \frac{9\lambda_3^2 \hat{\chi}^2}{\lambda_\chi v_\chi^2} \right] + \mathcal{O}(z^3), \\ \tilde{m}^2{}^{\mu=\mu_H} &\equiv \frac{1}{6} \lambda_\phi (3\hat{\phi}^2 - v_\phi^2) + \frac{1}{2} \lambda_3 (\hat{\chi}^2 - v_\chi^2) - \frac{3\lambda_3^2 \hat{\chi}^2 \hat{\phi}^2}{\lambda_\chi v_\chi^2} + \frac{3\lambda_3 \hat{\chi} \mathcal{J}_\chi}{\lambda_\chi v_\chi^2} + \mathcal{O}(z^4), \\ &\equiv \tilde{m}_-^2 + \frac{3\lambda_3 \hat{\chi} \mathcal{J}_\chi}{\lambda_\chi v_\chi^2} + \mathcal{O}(z^4), \\ \tilde{\sigma}^{\mu=\mu_H} &\equiv -\mathcal{J}_\phi + \frac{3\lambda_3 \hat{\chi} \hat{\phi} \mathcal{J}_\chi}{\lambda_\chi v_\chi^2} + \mathcal{O}(z^5), \\ \tilde{\Lambda}^{\mu=\mu_H} &\equiv \hat{\Lambda} + V_{\text{match}} - \frac{3(\mathcal{J}_\chi)^2}{2\lambda_\chi v_\chi^2} + \mathcal{O}(z^6). \end{aligned} \quad (5.7)$$

³If $\hat{\chi}^2 - v_\chi^2 \sim 1$, $W_{\phi\phi} \sim 1$, both fields have comparable masses, and there is no need for RG improvement.

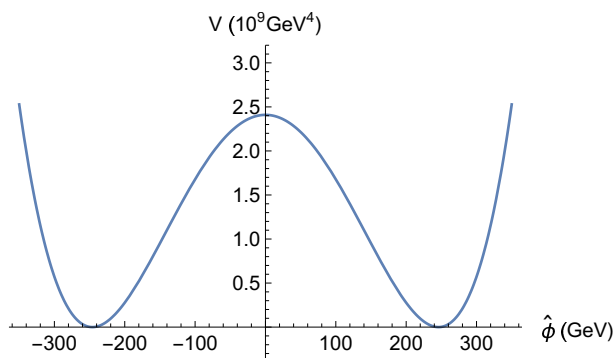


Figure 11. The tree level Coleman-Weinberg potential for $\Lambda = 0$, plotted for the values of couplings in eq. (5.9).

The resulting Coleman-Weinberg potential again takes the form

$$V_{\text{CW}} = \tilde{\Lambda}(\mu_L) + \frac{1}{64\pi^2} \tilde{m}^4(\mu_L) \left[\ln \frac{\tilde{m}^2(\mu_L)}{\mu_L^2} - \frac{3}{2} \right], \quad (5.8)$$

with the couplings running according to eq. (4.18)–(4.19). The RG improvement of the tadpole is identical to that given in the previous section, with the only change that the parameters are those of the broken phase values in eq. (5.7) for the low energy theory. We will not repeat the analysis, and simply refer to the results of section 4.

We have again checked that our result for the L^2 term agrees with the explicit two-loop calculation of ref. [2], and as in the other examples, the matching contribution in eq. (5.7) and the tadpole terms are necessary for agreement. Since the z power counting is different than in the unbroken phase, all terms in $\tilde{\lambda}^2$ must be retained in eq. (4.45).

5.3 Minimizing the RG improved potential

The minimum of the effective potential is the quantum vacuum of the theory. In this case, it is interesting to plot the RG improved potential and compare it to the fixed one-loop order expression, in order to see the effect of RG improvement on the location of the minimum. We use the couplings

$$\frac{\lambda_\phi}{16\pi^2} = 0.1, \quad \frac{\lambda_\chi}{16\pi^2} = 0.25, \quad \frac{\lambda_3}{16\pi^2} = 0.04, \quad (5.9)$$

at the scale μ_H and

$$v_\phi = 246 \text{ GeV}, \quad v_\chi = 500 \text{ TeV}, \quad (5.10)$$

which have a large hierarchy, and study the effect on the potential near the classical minimum $\hat{\phi} = v_\phi$, $\hat{\chi} = v_\chi$. We will use the variables $\hat{\phi}$ and $\Delta_\chi \equiv \hat{\chi}^2 - v_\chi^2$, which are order z and z^2 , respectively. To orient ourselves with these couplings, we have plotted the tree level Coleman-Weinberg potential V_{tree} as a function of $\hat{\phi}$ at the value $\hat{\chi} = v_\chi$ in figure 11. In later plots we will focus on the region around the right-hand minimum.

Naively plotting the result leads to numerical instabilities from the matching condition eq. (5.6). To discuss the instability in more detail, it is convenient to break up $W_{\chi\chi}$ into its order 1 and order z^2 pieces,

$$\begin{aligned} W_{\chi\chi} &= W_{\chi\chi}^{(0)} + W_{\chi\chi}^{(2)}, \\ W_{\chi\chi}^{(0)} &= \frac{1}{3}\lambda_\chi v_\chi^2, \\ W_{\chi\chi}^{(2)} &= \frac{1}{2}\lambda_\chi (\hat{\chi}^2 - v_\chi^2) + \frac{1}{2}\lambda_3 (\hat{\phi}^2 - v_\phi^2) = \frac{1}{2}\lambda_\chi \Delta_\chi + \frac{1}{2}\lambda_3 (\hat{\phi}^2 - v_\phi^2), \end{aligned} \quad (5.11)$$

and reexpand eq. (5.6) in z ,

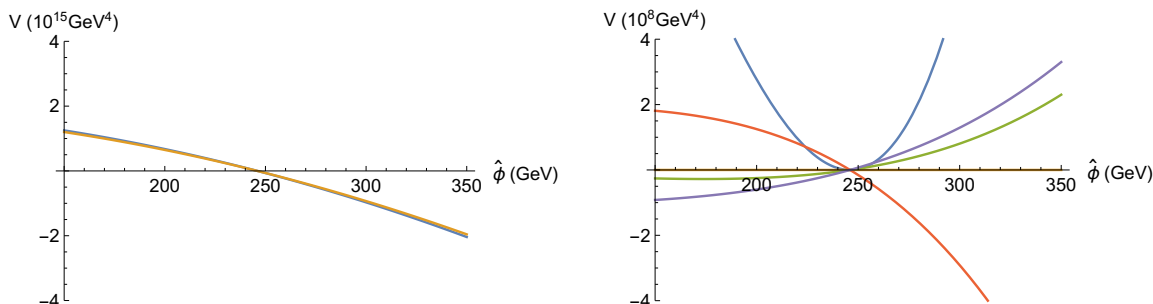
$$\begin{aligned} V_{\text{match}}(\mu_H) &= \frac{1}{64\pi^2} \left\{ \right. \\ &\left[\ln \frac{W_{\chi\chi}^{(0)}}{\mu_H^2} - \frac{3}{2} \right] \left[W_{\chi\chi}^{(0)} \right]^2 + \left[\ln \frac{W_{\chi\chi}^{(0)}}{\mu_H^2} - 1 \right] 2W_{\chi\chi}^{(0)} W_{\chi\chi}^{(2)} + \left[\ln \frac{W_{\chi\chi}^{(0)}}{\mu_H^2} \right] \left[W_{\chi\chi}^{(2)} \right]^2 \\ &+ 0 + \left[\ln \frac{W_{\chi\chi}^{(0)}}{\mu_H^2} - 1 \right] 2W_{\phi\chi} W_{\chi\phi} + \frac{2W_{\phi\chi} W_{\chi\phi} W_{\chi\chi}^{(2)}}{W_{\chi\chi}^{(0)}} \\ &+ 0 + 0 + \left[\ln \frac{W_{\chi\chi}^{(0)}}{\mu_H^2} - 1 \right] \frac{2W_{\phi\chi} W_{\chi\phi} W_{\phi\phi}}{W_{\chi\chi}^{(0)}} \\ &+ 0 + 0 - \left[\ln \frac{W_{\chi\chi}^{(0)}}{\mu_H^2} - 2 \right] \left(\frac{W_{\phi\chi} W_{\chi\phi}}{W_{\chi\chi}^{(0)}} \right)^2 \left. \right\}. \end{aligned} \quad (5.12)$$

The rows of eq. (5.12) are the four terms in eq. (5.6), and the columns are the contributions at order 1, z^2 and z^4 after expanding $W_{\chi\chi}$. $W_{\chi\chi}^{(0)}$ is independent of $\hat{\phi}$, $\hat{\chi}$. We start by choosing $\mu_H^2 = W_{\chi\chi}^{(0)}$.

The first problem is that V_{match} produces a large shift in the potential. For example, the single term in the first column of eq. (5.12) is an order 1 constant and gives a shift in the cosmological constant of $\simeq -2.6 \times 10^{22} \text{ GeV}^4$. The potential for $\hat{\phi}$ is order z^4 , and smaller by a factor $\sim (16\pi^2/\lambda_\phi)(v_\phi/v_\chi)^4 \sim 10^{-14}$ relative to this contribution. This large constant shift in the potential is the cosmological constant problem. To be able to show the various contributions on the same plot, we shift all terms in the matching by field-independent constants, by subtracting their values at the classical minimum $\hat{\phi} = v_\phi$, $\hat{\chi} = v_\chi$ in plots.

The two terms in the second column of order z^2 are plotted in figure 12a. The two terms are both proportional to $\hat{\phi}^2$, and pass through 0 at $\hat{\phi} = v_\phi$ because of our subtraction for the plots. They are almost equal, which is a numerical coincidence for our choice of input parameters.

The four terms in the third column are order z^4 and are plotted in figure 12b along with the tree-level potential, which is also of order z^4 . Note that the scale in figure 12a is 10^7 times the scale in figure 12b. As a result, the z^2 contribution would overwhelm the z^4 terms, including the tree-level potential. The reason for this numerical instability is that v_ϕ and v_χ mix under renormalization, and $v_\phi \ll v_\chi$. Unless the parameters in the high-energy Lagrangian are chosen properly, the physical ϕ mass is of order the high scale v_χ , not the low scale v_ϕ . This phenomenon is the hierarchy or fine-tuning problem. Our starting assumption is that we have a hierarchy of physical mass scales, so we have to choose input parameters consistent with a large mass ratio. A simple way to do this is to



(a) The order z^2 contributions. The blue and orange curves are from the first and second rows of eq. (5.12), respectively. The two values happen to be nearly equal for our particular choice of input parameters.

(b) The tree-level potential and the order z^4 contributions. The blue curve is the tree-level potential, and the orange, green, red and purple curves are the z^4 terms in the four rows of eq. (5.12).

Figure 12. Plots of different contributions to V_{match} as a function of $\hat{\phi}$ for $\hat{\chi} = v_\chi$ at the matching scale $\mu_H^2 = W_{\chi\chi}^{(0)}$. Note the y axes' scaling differ by a factor of 10^7 .

use the matching scale

$$\mu_H^2 = \frac{1}{e} W_{\chi\chi}^{(0)} \quad (5.13)$$

with eq. (5.9) as the input parameters at this scale. The input parameters at the scale $\mu^2 = W_{\chi\chi}^{(0)}$ or any other high scale μ_0 are given by running the values in eq. (5.9) from $\mu^2 = W_{\chi\chi}^{(0)}/e$ to the high scale. The resulting values of v_ϕ and v_χ are almost equal, but carefully adjusted so that the ϕ mass is light. We instead avoid any fine-tunings by using eq. (5.13) as the matching scale. We are free to choose any matching scale since the physical results are independent of the matching scale. Another way to say the same thing — the parameters of the high-energy theory live on a renormalization group trajectory. The input parameters are such that when the couplings flow to μ_H given by eq. (5.13), we have a hierarchy in the values of v . This procedure is a simple solution to the hierarchy and fine-tuning problems.

With the choice eq. (5.13) for μ_H , eq. (5.12) becomes

$$V_{\text{match}}(\mu_H) = \frac{1}{64\pi^2} \left\{ \begin{array}{ccc} -\frac{1}{2} [W_{\chi\chi}^{(0)}]^2 + 0 & + [W_{\chi\chi}^{(2)}]^2 & \\ +0 & +0 + \frac{2W_{\phi\chi}W_{\chi\phi}W_{\chi\chi}^{(2)}}{W_{\chi\chi}^{(0)}} & \\ +0 & +0 & +0 \\ +0 & +0 + \left(\frac{W_{\phi\chi}W_{\chi\phi}}{W_{\chi\chi}^{(0)}} \right)^2 & \end{array} \right\}. \quad (5.14)$$

Most of the matching terms have disappeared, including the entire problematic z^2 contribution. The entire matching contribution other than the order 1 cosmological constant shift is order z^4 .

Having taken care of the hierarchy and fine-tuning problems, we can now plot the total Coleman-Weinberg potential, using μ_H from eq. (5.13). The value of the tadpole

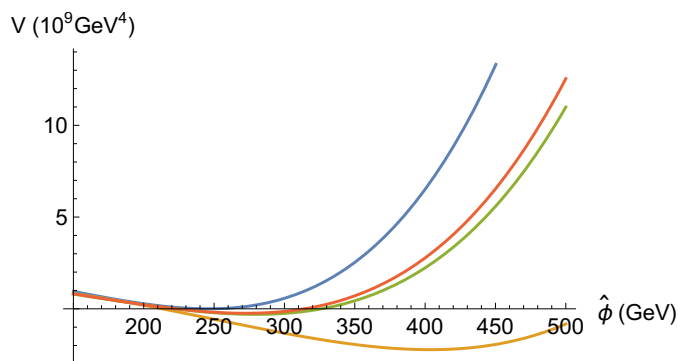


Figure 13. Plot of the Coleman-Weinberg potential as a function of $\hat{\phi}$ for $\hat{\chi} = v_\chi$. The curves are the tree-level potential (blue), the fixed order potential at one-loop (orange), the RG improved potential neglecting the tadpole (green), and the RG improved potential (red).

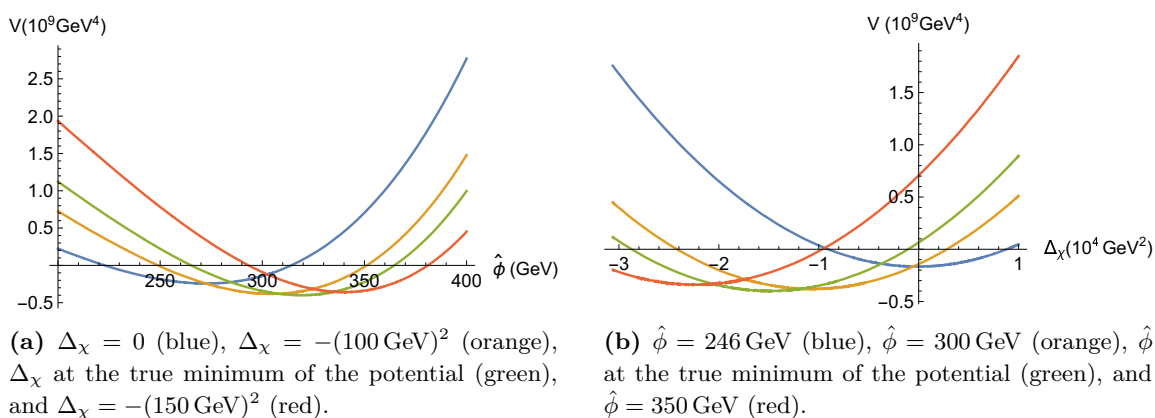


Figure 14. Plot of the RG improved Coleman-Weinberg potential. The left plot is vs. $\hat{\phi}$ for various fixed values of Δ_χ , and the right plot is vs. Δ_χ for fixed values of $\hat{\phi}$.

$\mathcal{J}_\chi(\mu_H)$ is in the range of approximately -10^{10} to $-5 \times 10^{10} \text{ GeV}^3$ for the values of $\hat{\phi}$ in the plots. The fixed order and RG improved results for the Coleman-Weinberg potential are plotted in figure 13, and compared with the tree-level potential. The fixed order potential is evaluated at the scale μ_H . The scalar self-couplings run to zero in the infrared. As a result, RG improvement in this model reduces the size of the quantum corrections, and makes the potential closer to its tree-level value. We have shown the RG improved potential with the tadpole $\mathcal{J}_\chi(\mu_H) = 0$, and with the value from eq. (4.40). The RG improvement changes the potential substantially. The minimum of the Coleman-Weinberg potential is shifted from $\hat{\phi} = 246 \text{ GeV}$, $\Delta_\chi = 0$ at tree-level to $\hat{\phi} = 337 \text{ GeV}$, $\Delta_\chi = -(135 \text{ GeV})^2$ using the RG improved potential and ignoring the tadpole by setting $\mathcal{J}_\chi(\mu_H) = 0$. Including the tadpole to get the correct RG improved potential, the minimum shifts to $\hat{\phi} = 319 \text{ GeV}$, $\Delta_\chi = -(122 \text{ GeV})^2$. As we have emphasized, the tadpole terms are important.

Finally in figure 14a, we plot the full RG improved Coleman-Weinberg potential including tadpole contributions vs. $\hat{\phi}$ for various values of Δ_χ , and in figure 14b, plot it vs. Δ_χ for various values of $\hat{\phi}$.

As a final comment, note that in all of the above plots we have chosen fixed values of μ_H and μ_L that do not depend on the background fields. One could instead choose these values to vary with $\hat{\phi}$ and $\hat{\chi}$, and e.g. choose μ_L to cancel the entire log in (5.8). The difference that this dependence $\mu(\hat{\phi}, \hat{\chi})$ makes to the minimum is higher order; this is because $dV/d\phi$ will now pick up a $dV/d\mu$ term, but by the RG equations that term is higher order in perturbation theory, and vanishes if V is computed to all orders.

6 Higgs-Yukawa model

Our last test case is the Higgs-Yukawa Model. This model has the new feature of non-zero scalar wavefunction renormalization at one loop.

6.1 Power counting

The Higgs-Yukawa model considered in ref. [10] has the Lagrangian

$$\mathcal{L} = \frac{1}{2}(\partial_\mu\phi)^2 + \sum_{k=1}^{N_F} i\bar{\psi}_k \not{\partial} \psi_k - g\phi\bar{\psi}_k\psi_k - \frac{m_B^2}{2}\phi^2 - \frac{\lambda}{24}\phi^4 - \Lambda, \quad (6.1)$$

and is a special case of the more general theory eq. (2.23), (2.24). Eq. (6.1) has the discrete chiral symmetry $\psi_L \rightarrow -\psi_L$, $\psi_R \rightarrow \psi_R$, $\phi \rightarrow -\phi$ which forbids odd powers of ϕ in the scalar potential.

Following the usual procedure, we shift the scalar field $\phi = \hat{\phi} + \phi_q$, drop the linear term in ϕ_q , and introduce a source \mathcal{J} for ϕ_q . The resulting Lagrangian $\hat{\mathcal{L}}$ is

$$\begin{aligned} \hat{\mathcal{L}} &= \frac{1}{2}(\partial_\mu\phi)^2 + i\bar{\psi}_k \not{\partial} \psi_k - M_F\bar{\psi}_k\psi_k - g\phi_q\bar{\psi}_k\psi_k - \frac{1}{2}M_B^2\phi_q^2 - \frac{\lambda}{6}\hat{\phi}\phi_q^3 \\ &\quad - \frac{\lambda}{24}\phi_q^4 - \hat{\Lambda} + \mathcal{J}\phi_q, \\ \hat{\Lambda} &= \Lambda + \frac{1}{2}m_B^2\hat{\phi}^2 + \frac{\lambda}{24}\hat{\phi}^4, \end{aligned} \quad (6.2)$$

and the coefficient σ of the linear term in ϕ_q is zero at tree level. The boson mass-squared matrix and fermion mass matrix are

$$M_B^2(\hat{\phi}) \equiv W = m_B^2 + \frac{1}{2}\lambda\hat{\phi}^2, \quad M_F(\hat{\phi}) = g\hat{\phi}. \quad (6.3)$$

The Coleman-Weinberg potential at one-loop order is

$$\begin{aligned} V_{\text{tree}} &= \hat{\Lambda} = \Lambda + \frac{1}{2}m_B^2\hat{\phi}^2 + \frac{\lambda}{24}\hat{\phi}^4, \\ V_{\text{1-loop}} &= \frac{M_B^4(\hat{\phi})}{64\pi^2} \left[\ln \frac{M_B^2(\hat{\phi})}{\mu^2} - \frac{3}{2} \right] - \frac{N_F M_F^4(\hat{\phi})}{16\pi^2} \left[\ln \frac{M_F^2(\hat{\phi})}{\mu^2} - \frac{3}{2} \right]. \end{aligned} \quad (6.4)$$

We assume the parameters and $\hat{\phi}$ are chosen so that there is a hierarchy of mass scales, either (a) $M_F \gg M_B$ or (b) $M_B \gg M_F$, and our expansion parameter $z \ll 1$ is the ratio of the smaller mass to the larger mass. We consider each of these cases in turn.

6.2 The case $M_F \gg M_B$

We use the power counting $m_B \sim z$, $\hat{\phi} \sim 1$, $\lambda \sim z^2$ and $g \sim 1$, and work to order z^6 . Since the fermion is heavier than the boson, the matching at μ_H involves integrating out the fermion. The one-loop contribution to the cosmological constant from figure 2 is

$$V_{\text{match}}(\mu_H) = \frac{1}{64\pi^2} (-4N_F) M_F^4(\hat{\phi}) \left[\ln \frac{M_F^2(\hat{\phi})}{\mu_H^2} - \frac{3}{2} \right], \quad (6.5)$$

which, as usual, is precisely the contribution of the heavy particle to the Coleman-Weinberg potential in eq. (6.4). The tree-level matching vanishes in this case, since there is no fermionic analog of the χ_q exchange graph figure 7(a).

The EFT Lagrangian is a scalar theory

$$\mathcal{L}_{\text{EFT}} = \frac{1}{2} (\partial_\mu \phi_q)^2 - \frac{1}{2} \tilde{M}_B^2 \phi_q^2 - \frac{1}{6} \tilde{\rho} \phi_q^3 - \frac{1}{24} \tilde{\lambda} \phi_q^4 - \tilde{\Lambda} + \mathcal{J} \phi_q, \quad (6.6)$$

with parameters at the scale μ_H given by

$$\begin{aligned} \tilde{\lambda} &\stackrel{\mu=\mu_H}{=} \lambda + \mathcal{O}(z^3), \\ \tilde{\rho} &\stackrel{\mu=\mu_H}{=} \lambda \hat{\phi} + \mathcal{O}(z^4), \\ \tilde{m}^2(\hat{\phi}) &\stackrel{\mu=\mu_H}{=} M_B^2(\hat{\phi}) + \mathcal{O}(z^5), \\ \tilde{\sigma} &\stackrel{\mu=\mu_H}{=} -\mathcal{J} + \mathcal{O}(z^6), \\ \tilde{\Lambda} &\stackrel{\mu=\mu_H}{=} \hat{\Lambda} + V_{\text{match}}(\mu_H) + \mathcal{O}(z^7). \end{aligned} \quad (6.7)$$

The theory is sufficiently simple that there are no matching corrections to the couplings in eq. (6.7). As a result, one can reabsorb the shift $\hat{\phi}$ back into ϕ , evolve down to a low scale μ_H of order the scalar mass M_B , and then shift the scalar field back by $\hat{\phi}$. The anomalous dimension γ_ϕ vanishes since the fermion has been integrated out, so we do not need to rescale $\hat{\phi}$. This observation is useful in comparing with the results of ref. [10].

The couplings in the low-energy theory are evolved using the RGE to a low scale μ_L of order the scalar mass M_B . The RGE are those of the pure scalar theory given in eq. (B.3), since the fermion has been integrated out. At the scale μ_L , the quantum field ϕ_q is integrated out. This gives the Coleman-Weinberg potential

$$V_{\text{CW}} = \tilde{\Lambda}(\mu_L) + \frac{1}{64\pi^2} \tilde{m}^4(\mu_L) \left[\ln \frac{\tilde{m}^2(\mu_L)}{\mu_L^2} - \frac{3}{2} \right]. \quad (6.8)$$

Eq. (6.8) still contains \mathcal{J} which has not been determined. It is fixed by requiring that $\langle \phi_q \rangle$ vanish. This expectation value is determined by differentiation w.r.t. \mathcal{J} . In this example, the matching eq. (6.7) is particularly simple, and the tadpole condition becomes $\langle \phi_q \rangle = 0$, i.e. the high-energy theory tadpole condition is the same as the EFT tadpole condition. The value of $\tilde{\sigma} = -\mathcal{J}$ is adjusted so that this condition is satisfied. The terms in eq. (6.7) do not depend on $\tilde{\sigma}$, so we can omit this part of the calculation.

We can now compare our RG improved result to the known two-loop calculation by expanding the RG series in a power series in $t = (\ln \mu_L / \mu_H) / (16\pi^2)$. The leading log

contribution is

$$\tilde{\Lambda}(\mu_L) = \tilde{\Lambda}(\mu_H) + \frac{1}{2}\tilde{M}_B^4(\mu_H)t + \frac{1}{2}\tilde{M}_B^2(\mu_H) \left[\tilde{\lambda}(\mu_H)\tilde{M}_B^2(\mu_H) + \tilde{\rho}^2(\mu_H) \right] t^2 + \dots \quad (6.9)$$

using eq. (B.3) to evaluate the RG evolution and expanding in a series in t . The logarithmic terms are, using eq. (6.7) and eq. (6.3)

$$\tilde{\Lambda}(\mu_L) \approx \frac{1}{2}\tilde{M}_B^4(\mu_H)t + \frac{1}{2}\tilde{M}_B^2(\mu_H) \left[\lambda(\mu_H)\tilde{M}_B^2(\mu_H) + \lambda^2(\mu_H)\hat{\phi}^2 \right] t^2 + \dots \quad (6.10)$$

This result agrees with the explicit two-loop calculation expanded in M_B/M_F .

6.3 The case $M_B \gg M_F$

We use the power counting $m_B \sim 1$, $\hat{\phi} \sim z$, and work to order z^6 . Since the boson is heavier than the fermion, the matching at μ_H involves integrating out the boson. The one-loop contribution to the cosmological constant from figure 2 is

$$V_{\text{match}}(\mu_H) = \frac{1}{64\pi^2} M_B^4(\hat{\phi}) \left[\ln \frac{M_B^2(\hat{\phi})}{\mu_H^2} - \frac{3}{2} \right]. \quad (6.11)$$

The tree-level matching integrating out ϕ_q at μ_H gives

$$\begin{aligned} \mathcal{L}_{\text{EFT}} &= i\bar{\psi}_k \not{\partial} \psi_k - M_F \bar{\psi}_k \psi_k + \frac{1}{2M_B^2(\mu_H)} \left[g(\mu_H) \bar{\psi}_k \psi_k - \mathcal{J}(\mu_H) \right]^2 - \hat{\Lambda}, \\ &= i\bar{\psi}_k \not{\partial} \psi_k - \tilde{M}_F \bar{\psi}_k \psi_k + \frac{g^2(\mu_H)}{2M_B^2(\mu_H)} \left[\bar{\psi}_k \psi_k \right]^2 - \hat{\Lambda}, \end{aligned} \quad (6.12)$$

with a four-fermion interaction, where the EFT couplings at the matching scale are

$$\tilde{M}_F \stackrel{\mu=\mu_H}{=} M_F + \frac{g(\mu_H)\mathcal{J}(\mu_H)}{M_B^2(\mu_H)} + \mathcal{O}(z^4), \quad \tilde{\Lambda} \stackrel{\mu=\mu_H}{=} \hat{\Lambda} - \frac{(\mathcal{J}(\mu_H))^2}{2M_B^2(\mu_H)} + \mathcal{O}(z^7). \quad (6.13)$$

The one-loop anomalous dimensions for the Lagrangian eq. (6.12) are,

$$\frac{d}{dt} \tilde{M}_F = \frac{2g^2(\mu_H)\tilde{M}_F^3}{M_B^2(\mu_H)} (4N_F - 1), \quad \frac{d}{dt} \tilde{\Lambda} = -2N_F \tilde{M}_F^4, \quad (6.14)$$

using the results of refs. [22, 23]. The solution of these equations is

$$\begin{aligned} \tilde{M}_F(\mu_L) &= \tilde{M}_F(\mu_H) \left[1 - \frac{4(4N_F - 1)g^2(\mu_H)\tilde{M}_F^2(\mu_H)}{M_B^2(\mu_H)} t \right]^{-1/2}, \\ \tilde{\Lambda}(\mu_L) &= \tilde{\Lambda}_0 - \frac{2N_F \tilde{M}_F^4(\mu_H) t}{1 - \frac{4(4N_F - 1)g^2(\mu_H)\tilde{M}_F^2(\mu_H)}{M_B^2(\mu_H)} t}, \end{aligned} \quad (6.15)$$

with the expansion in t

$$\begin{aligned} \tilde{M}_F(\mu_L) &= \tilde{M}_F(\mu_H) + \frac{2(4N_F - 1)g^2(\mu_H)\tilde{M}_F^3(\mu_H)}{M_B^2(\mu_H)} t + \frac{6(4N_F - 1)^2 g^4(\mu_H)\tilde{M}_F^5(\mu_H)}{M_B^4(\mu_H)} t^2 + \dots \\ \tilde{\Lambda}(\mu_L) &= \tilde{\Lambda}(\mu_H) - 2N_F \tilde{M}_F^4(\mu_H) t - \frac{8N_F(4N_F - 1)g^2(\mu_H)\tilde{M}_F^6(\mu_H)}{M_B^2(\mu_H)} t^2 + \dots \end{aligned} \quad (6.16)$$



(a) Vacuum graph from the four-fermion operator. (b) The fermionic tadpole graph.

Figure 15. Some relevant fermionic graphs in the Higgs-Yukawa model.

The fermion ψ is integrated out at a low scale μ_L of order the fermion mass M_F . In addition to the usual contribution from figure 2,

$$\left\langle \left[\bar{\psi}_k \psi_k \right] \right\rangle_{\mu} = -\frac{4N_F M_F^3(\mu)}{16\pi^2} \left[\ln \frac{M_F^2(\mu)}{\mu^2} - 1 \right], \quad (6.17)$$

we also have the two loop contribution from the four-fermion operator from figure 15a,

$$\left\langle \left[\bar{\psi}_k \psi_k \right]^2 \right\rangle_{\mu} = \frac{1}{4} N_F (4N_F - 1) \left\{ \frac{4M_F^3(\mu)}{16\pi^2} \left[\ln \frac{M_F^2(\mu)}{\mu^2} - 1 \right] \right\}^2. \quad (6.18)$$

Combining the pieces gives the Coleman-Weinberg potential

$$\begin{aligned} V_{\text{CW}} = & \tilde{\Lambda}(\mu_L) + \frac{1}{64\pi^2} (-4N_F) \tilde{M}_F^4(\mu_L) \left[\ln \frac{\tilde{M}_F^2(\mu_L)}{\mu_L^2} - \frac{3}{2} \right] \\ & - \frac{g^2(\mu_H)}{8M_B^2(\mu_H)} N_F (4N_F - 1) \left\{ \frac{4\tilde{M}_F^3(\mu_L)}{16\pi^2} \left[\ln \frac{\tilde{M}_F^2(\mu_L)}{\mu_L^2} - 1 \right] \right\}^2. \end{aligned} \quad (6.19)$$

The two-loop contribution is LL order if evaluated at μ_H . By evaluating it at μ_L , we have eliminated the large logarithms, and the contribution can be dropped. The LL piece now arises from the running of the fermion mass proportional to the four-fermion operator, eq. (6.14).

Eq. (6.19) still contains \mathcal{J} , which is fixed by requiring that $\langle \phi_q \rangle$ vanish. From eq. (2.13), one sees that this expectation value is determined by differentiation w.r.t. \mathcal{J} to give the EFT tadpole condition

$$-\frac{g}{M_B^2} \left\langle \left[\bar{\psi}_k \psi_k \right] \right\rangle_{\mu_H} + \frac{1}{M_B^2} \mathcal{J} = 0 \implies \mathcal{J}(\mu_H) = g(\mu_H) \left\langle \left[\bar{\psi}_k \psi_k \right] \right\rangle_{\mu_H}. \quad (6.20)$$

$\left\langle \left[\bar{\psi}_k \psi_k \right] \right\rangle$ has no large logarithms if evaluated at a scale μ_L of order the fermion mass. The RG improved tadpole can be obtained by differentiating the fermion Lagrangian at $\mu = \mu_L$ w.r.t. $M_F(\mu_H)$ to bring down a factor of $\left[\bar{\psi}_k \psi_k \right]_{\mu_H}$,

$$\begin{aligned} \left[\bar{\psi}_k \psi_k \right]_{\mu_H} = & \left[\bar{\psi}_k \psi_k \right]_{\mu_L} \left[1 - \frac{4(4N_F - 1)g^2(\mu_H)\tilde{M}_F^2(\mu_H)}{M_B^2(\mu_H)} t \right]^{-3/2} \\ & - 8\tilde{M}_F^3(\mu_H)N_F t \left[1 - \frac{2(4N_F - 1)g^2(\mu_H)\tilde{M}_F^2(\mu_H)}{M_B^2(\mu_H)} t \right], \end{aligned} \quad (6.21)$$

which also follows from the anomalous dimension of $[\bar{\psi}_k \psi_k]$ in the EFT. The RG improved tadpole is given by substituting this result in eq. (6.20). $\langle [\bar{\psi}_k \psi_k] \rangle_{\mu_L}$ has no large logarithm, so the entire LL piece of the tadpole comes from expanding the second term

$$\mathcal{J}(\mu_H) = g(\mu_H) \langle [\bar{\psi}_k \psi_k] \rangle_{\mu_H} \approx -8N_F g(\mu_H) \widetilde{M}_F^3(\mu_H) t. \quad (6.22)$$

We can now compare our RG improved result to the known two-loop calculation by expanding the RG series in a power series in t . As usual, the entire leading-log contribution comes from the cosmological constant in the low-energy theory at μ_L ,

$$\begin{aligned} \widetilde{\Lambda}(\mu_L) &= \widetilde{\Lambda}(0) - 2N_F \widetilde{M}_F^4(0) t - \frac{8N_F(4N_F - 1)g^2(\mu_H) \widetilde{M}_F^6(0)}{M_B^2} t^2 + \dots \\ &= \hat{\Lambda} - \frac{(\mathcal{J}(\mu_H))^2}{2M_B^2(\mu_H)} - 2N_F \left[M_F(\mu_H) + g(\mu_H) \frac{\mathcal{J}(\mu_H)}{M_B^2(\mu_H)} \right]^4 t \\ &\quad - \frac{8N_F(4N_F - 1)g^2(\mu_H)}{M_B^2(\mu_H)} \left[M_F + g(\mu_H) \frac{\mathcal{J}(\mu_H)}{M_B^2(\mu_H)} \right]^6 t^2 + \dots \end{aligned} \quad (6.23)$$

The logarithmic terms to order L^2 are

$$\begin{aligned} \widetilde{\Lambda}(\mu_L) &\approx -2N_F M_F^4(0) t - 8N_F g(\mu_H) M_F^3(0) \frac{\mathcal{J}(\mu_H)}{M_B^2(\mu_H)} t - \frac{(\mathcal{J}(\mu_H))^2}{2M_B^2(\mu_H)} \\ &\quad - \frac{8N_F(4N_F - 1)g^2(\mu_H)}{M_B^2(\mu_H)} M_F^6(0) t^2 + \dots \end{aligned} \quad (6.24)$$

Using eq. (6.22) for the tadpole contribution gives

$$\widetilde{\Lambda}(\mu_L) \approx -2N_F M_F^4(0) t + \left[64N_F^2 - 32N_F^2 - 8N_F(4N_F - 1) \right] \frac{g^2(\mu_H) M_F^6(0)}{M_B^2} t^2 + \dots \quad (6.25)$$

As before, the $\mathcal{J}(\mu_H)$ flips the sign of the $(\mathcal{J}(\mu_H))^2$ term from the cosmological constant. The N_F^2 terms cancel, leaving

$$\widetilde{\Lambda}(\mu_L) \approx -2N_F M_F^4(0) t + 8N_F g^2(\mu_H) \frac{M_F^6(0)}{M_B^2} t^2 + \dots \quad (6.26)$$

which agrees with the two-loop result obtained from ref. [4], and provides a non-trivial check of our method. The N_F^2 term arises in the high-energy theory from graph figure 10(b) with the dotted scalar replaced by a fermion. This is not 1PI, and is cancelled in the EFT by the tadpole. The N_F term arises in the high-energy theory from figure 10(a), which is 1PI, and survives in the EFT.

7 Comparison with previous work

In this section we compare our results for various examples with previous results in the literature.

7.1 $O(N)$ model

The Coleman-Weinberg potential of the $O(N)$ model in the broken phase was considered previously in ref. [15]. This paper assumes a matching condition for the Lagrangian at μ_L , and uses running couplings computed in the full theory to evolve the parameters from μ_H to μ_L . However, the method is not a systematic procedure (as was noted in ref. [15]), and cannot be extended to higher orders. It also does not include power corrections in the LL summation, and misses the $1/m_\chi^2$ term in eq. (3.37).

7.2 Two scalar fields in the broken phase

The Coleman-Weinberg potential of the two-scalar theory with $m_\phi^2 = m_\chi^2 = 0$ was considered previously in ref. [11] using a different method. This paper computes the exact eigenvalues of the scalar mass matrix, w_\pm , the expressions for which contain square-roots (see eq. (4.6)). The running of the scalar potential, given in eq. (2.22), implies for the high-energy theory that $2\dot{V} = w_+^2 + w_-^2$. The square-roots cancel in this combination, leading to the RGE eq. (A.6) with $N_\phi = N_\chi = 1$. Ref. [11] then defines β -functions in the theory between μ_H and μ_L by treating it as a single scalar theory with a mass given by w_- so that $2\dot{V} = w_-^2$, a non-analytic expression containing square-roots. They then describe a method ref. [11, above (3.16)] to convert this to a polynomial, obtaining their β -functions ref. [11, (3.17)–(3.19)]. Their β -functions are then integrated to sum the logarithms.

If we take the special case of their results with $\lambda_h = \lambda_\phi$ and $\lambda_\kappa = \lambda_\phi - \lambda_1$, with $\lambda_1 \ll 1$ and $\langle \phi \rangle = r\sqrt{\cos\theta}$, $\langle \chi \rangle = r\sqrt{\sin\theta}$, in their notation ref. [11, (3.14)] the mass matrix has eigenvalues

$$M_H^2 = \sqrt{2}\lambda_\phi r^2 - \frac{3}{2\sqrt{2}}\lambda_1 r^2, \quad M_L^2 = \frac{1}{2\sqrt{2}}\lambda_1 r^2, \quad (7.1)$$

with $M_L^2 \ll M_H^2$, a large mass hierarchy. The L and L^2 terms in the Coleman-Weinberg potential are then

$$V \approx \frac{1}{16}\lambda_1^2 r^4 t + \frac{1}{8}\lambda_1 \left(2\lambda_1\lambda_\phi - \lambda_\phi^2 - \frac{5}{8}\lambda_1^2 + \dots \right) r^4 t^2. \quad (7.2)$$

Our method, treating λ_1/λ_ϕ as the expansion parameter z , gives instead

$$V \approx \frac{1}{16}\lambda_1^2 r^4 t + \frac{1}{8}\lambda_1 \left(\lambda_1\lambda_\phi - \frac{3}{4}\lambda_1^2 - \frac{\lambda_1^3}{4\lambda_\phi} + \dots \right) r^4 t^2, \quad (7.3)$$

which agrees with the explicit two-loop result expanded in λ_1/λ_ϕ .

7.3 Higgs-Yukawa model

The Higgs-Yukawa theory was studied in detail in ref. [10], based on the method proposed in ref. [9]. The one-loop matching contributions at the high and low scales are the usual values given in ref. [1], and we obtain the same result. The difference between the two approaches is in the evolution between μ_H and μ_L . Ref. [10] does not construct an EFT,

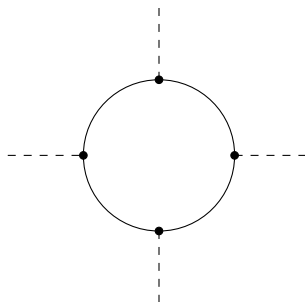


Figure 16. One-loop contribution to the ϕ^4 interaction from a fermion loop. The same graph can be interpreted as a contribution to the cosmological constant if the external lines are interpreted as background fields $\hat{\phi}$.

but instead introduces θ -functions into the RGE. Explicitly, they use ref. [10, (3.4)]

$$\begin{aligned}
 \dot{\phi} &= -2g^2 N \theta_F \phi = -\gamma_\phi \theta_F \phi, \\
 \dot{g} &= (3\theta_B \theta_F + 2N \theta_F) g^3 = 3\theta_B \theta_F g^3 + \gamma_\phi \theta_F g, \\
 \dot{m}_B^2 &= \lambda m_B^2 \theta_B + 4g^2 N m_B^2 \theta_F = \lambda m_B^2 \theta_B + 2\gamma_\phi \theta_F m_B^2, \\
 \dot{\lambda} &= 3\lambda^2 \theta_B - 48g^4 N \theta_F + 8g^2 N \lambda \theta_F = 3\lambda^2 \theta_B - 48g^4 N \theta_F + 4\gamma_\phi \theta_F \lambda, \\
 \dot{\Lambda} &= \frac{1}{2} m_B^4 \theta_B.
 \end{aligned} \tag{7.4}$$

In the theory with $M_B \gg M_F$, they set $\theta_B = 0$ and $\theta_F = 1$ in the RGE between M_B and M_F , whereas for $M_F \gg M_B$, $\theta_B = 1$ and $\theta_F = 0$ in the RGE between M_F and M_B . The calculation follows that in ref. [1] of treating the Coleman-Weinberg potential as graphs with external scalar lines, rather than the method in ref. [18] of shifting the scalar field $\phi \rightarrow \hat{\phi} + \phi_q$ and performing the functional integral over ϕ_q .

For the case $M_F \gg M_B$, our result agrees to order \mathbb{L}^2 with that of ref. [10]. The matching condition eq. (6.10) is trivial, and the tadpole plays no role in the final result. The β -functions eq. (7.4) with $\theta_B = 1$, $\theta_F = 0$ agree with those in our low-energy theory after integrating out the fermion. Our RG evolution uses the Lagrangian after the shift $\phi \rightarrow \hat{\phi} + \phi_q$, whereas ref. [10] uses the original ϕ field, and treats ϕ as the external field which is equivalent to running and then performing the shift $\phi \rightarrow \hat{\phi} + \phi_q$. As commented earlier, in this example running commutes with shifting, so the two answers are the same.

For $M_B \gg M_F$, the γ_ϕ parts of the β -function evolution in eq. (7.4) reduce to wavefunction evolution of the background field ϕ . In our method, $\hat{\phi}$ is the field at μ_H , whereas in the method of ref. [10], ϕ renormalized at μ_L is considered the external field. Thus we evolve $\hat{\phi}$ from μ_H to μ_L with its anomalous dimension to compare with the result of ref. [10]. A difference in the two methods is the $\dot{\lambda} = -48g^4 N \theta_F$ term in the β -function for λ . In our method, the EFT has no scalar fields, and no $\lambda \phi^4$ coupling. In ref. [10], the $\lambda \phi^4$ coupling runs in the theory below M_B by the diagram in figure 16. If one treats the external lines as $\hat{\phi}$, then this diagram gives the same contribution as the running of the cosmological constant in eq. (6.14) in our method, with a fermion mass $M_F = g \hat{\phi}$. Thus this contribution agrees, though its origin is different in the two approaches. The

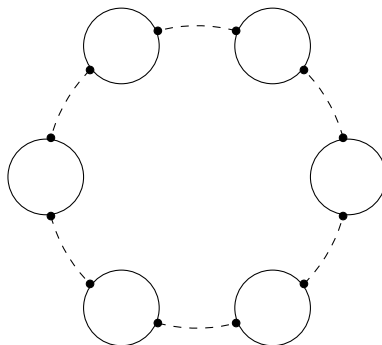


Figure 17. Class of diagrams leading to an infrared divergent Coleman-Weinberg potential in the Standard Model. The fermion loops are top quark loops, and the scalar fields connecting the fermion loops are Goldstone bosons φ^+ and φ_Z , which are propagating degrees of freedom in R_ξ gauge.

final result for the Coleman-Weinberg potential in ref. [10] differs from our LL result in eq. (6.26) in that it does not contain the t^2 term that arises from the tadpole.

7.4 Taming Goldstone boson divergences

An explicit computation of higher loop corrections to the Coleman-Weinberg potential in the Standard Model shows that the class of graphs in figure 17 is infrared divergent at three-loop order and beyond [24]. This divergence is known as the Goldstone boson catastrophe, whose resolution was given in refs. [25, 26].⁴ Our method for computing the Coleman-Weinberg potential does not have this infrared divergence problem, and in this subsection we explain the relation of our method to the discussion in refs. [25, 26].

The infrared divergence found in ref. [24] depends on the coupling of Goldstone bosons to a fermion (the top-quark) which gets a mass from spontaneous symmetry breaking. The gauge fields are not important to the discussion, and ref. [24] sets the gauge couplings to zero. We will therefore study the problem in a simplified model given by combining the $O(N)$ theory of section 3 with the Higgs-Yukawa theory of section 6, keeping the essential features of the problem without irrelevant complications. The Lagrangian we study is

$$\mathcal{L} = \bar{\psi}i\not{\partial}\psi + \partial_\mu\phi^*\partial^\mu\phi - \lambda\left(\phi^*\phi - \frac{v^2}{2}\right)^2 - y\bar{\psi}_L\psi_R\phi - y\bar{\psi}_R\psi_L\phi^* - \Lambda, \quad (7.5)$$

which consists of a complex scalar field (the $O(2)$ model) coupled to a fermion ψ . ϕ and ψ_L have charge 1 under the $U(1)$ symmetry, and ψ_R has charge zero. Spontaneous symmetry breaking leads to a massive scalar (the Higgs boson), a massless Goldstone boson, and a massive fermion (the top).

The Coleman-Weinberg potential $V(\hat{h})$ for the scalar field is computed by writing

$$\phi = \frac{1}{\sqrt{2}}\left[\hat{h} + h_q + i\varphi_q\right]. \quad (7.6)$$

⁴We thank the referee for bringing this problem to our attention.

In contrast to previous sections, here the radial mode has been called h_q (for Higgs) instead of χ_q . Including the source term, the shifted Lagrangian $\hat{\mathcal{L}}$ from (2.14) is

$$\begin{aligned} \hat{\mathcal{L}} = & \bar{\psi} i \not{\partial} \psi + \frac{1}{2} (\partial_\mu h_q)^2 + \frac{1}{2} (\partial_\mu \varphi_q)^2 - \frac{y}{\sqrt{2}} (\hat{h} + h_q) \bar{\psi} \psi - \frac{y}{\sqrt{2}} \varphi_q \bar{\psi} i \gamma_5 \psi \\ & - \frac{1}{4} \lambda (h_q^4 + 2h_q^2 \varphi_q^2 + \varphi_q^4) - \lambda \hat{h} (h_q^3 + h_q \varphi_q^2) - \frac{1}{2} \lambda (3\hat{h}^2 - v^2) h_q^2 \\ & - \frac{1}{2} \lambda (\hat{h}^2 - v^2) \varphi_q^2 - \hat{\Lambda} + \mathcal{J}_h h_q, \end{aligned} \quad (7.7)$$

where

$$\hat{\Lambda} = \frac{1}{4} \lambda (\hat{h}^2 - v^2)^2, \quad (7.8)$$

is the cosmological constant, and the full source term is split as

$$J = \hat{\sigma} + \mathcal{J}_h, \quad \hat{\sigma} = \lambda \hat{h} (\hat{h}^2 - v^2), \quad (7.9)$$

as in eq. (2.12). The scalar masses (2.11) are

$$W_{hh} = 2\lambda v^2 + 3\lambda (\hat{h}^2 - v^2), \quad W_{\varphi\varphi} = \lambda (\hat{h}^2 - v^2), \quad (7.10)$$

and the fermion mass is

$$m_F = \frac{y\hat{h}}{\sqrt{2}}. \quad (7.11)$$

At tree-level, with $\hat{h}^2 - v^2 \sim \mathcal{O}(z^2)$, there is a mass hierarchy with $W_{\varphi\varphi} \sim z^2 \ll W_{hh}$, $m_F^2 \sim 1$. φ is a Goldstone boson of the spontaneously broken U(1) symmetry, and is exactly massless at the minimum of the potential $\hat{h} = v$. Including quantum corrections, the Goldstone boson remains exactly massless at the minimum of the quantum corrected potential, which is now shifted from $\hat{h} = v$ to $\hat{h} = v + \Delta v$. We will treat Δv as formally of one-loop order. We can therefore consider the Coleman-Weinberg potential in a regime with a large mass hierarchy by working near $\hat{h} = v + \Delta v$. The source J breaks the U(1) symmetry, so φ is massless only at the minimum of the potential where the source vanishes, by eq. (2.5).

The Goldstone boson problem studied in ref. [24] arises from one-loop corrections to the φ mass, and so is one higher order than the other calculations in this paper. Nevertheless, our method works to all orders, so we can apply it here. In the regime $W_{\varphi\varphi} \ll W_{hh}, m_F^2$, one can construct a low-energy EFT by integrating out h_q and ψ , leaving only φ_q . The EFT Lagrangian is

$$\mathcal{L}_{\text{EFT}} = \frac{1}{2} (\partial_\mu \varphi_q)^2 - \tilde{\sigma} \varphi_q - \frac{\tilde{m}^2}{2} \varphi_q^2 - \frac{\tilde{\rho}}{6} \varphi_q^3 - \frac{\tilde{\lambda}}{24} \varphi_q^4 - \tilde{\Lambda} + \dots \quad (7.12)$$

where the EFT coefficients are determined by one-loop matching from eq. (7.7). The Goldstone boson problem is related to the φ mass, so we focus only on the one-loop corrections we need: the one-loop correction to the φ two-point function.

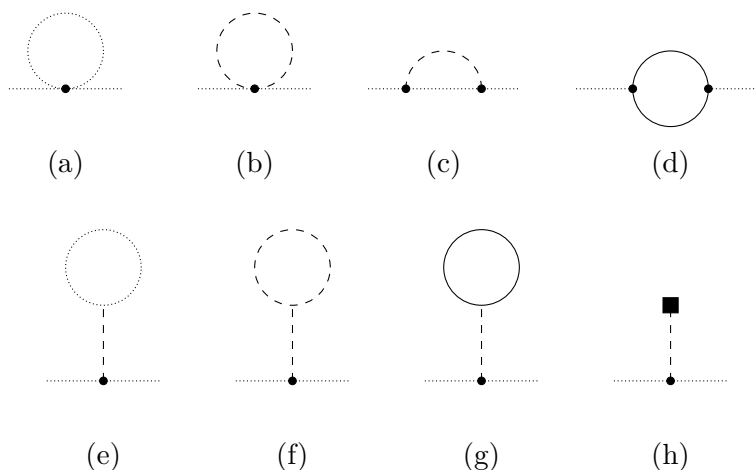


Figure 18. One-loop contributions to the φ two-point function. The dotted lines are φ , the dashed lines are h_q and the solid line is the fermion ψ .

The one-loop correction to the φ two-point function is given by the graphs in figure 18. The last three graphs in figure 18 are one-particle reducible, but are still included in $\Gamma_{\varphi\varphi}(p)$. It is often stated that Γ is given by the sum of one-particle irreducible graphs, but this is not true if there is a non-zero one point function, i.e. a non-zero tadpole. Equations (2.2), (2.5) give the relation

$$\frac{\delta^2\Gamma}{\delta\varphi(x)\varphi(y)} = - \left[\frac{\delta^2 W}{\delta J(x)\delta J(y)} \right]^{-1} \tag{7.13}$$

so that $\Gamma_{\varphi\varphi}(p)$ is the negative of the inverse propagator. It is given by the proper self-energy contribution, i.e. graphs which cannot be disconnected by cutting a line *with momentum* p .

We can decompose

$$-i\Gamma_{\varphi\varphi}(p) = p^2 - W_{\varphi\varphi} - \Sigma_{\varphi\varphi}(p^2), \tag{7.14}$$

where $\Sigma_{\varphi\varphi}(p^2)$ is the one-loop correction. In the EFT method, we need the one-loop matching contribution to $\Sigma_{\varphi\varphi}(p^2)$, i.e. the difference between the graphs in figure 18 in the high-energy theory with h_q, ψ, φ_q , and the low-energy theory with only φ_q . Graphs figure 18(b,d,f,g,h) contribute to the matching condition. Graph figure 18(a) is present in the low-energy theory, and does not enter the matching. The matching contribution from graphs figure 18(c,e) is given by evaluating the graphs in the high-energy theory, and subtracting the contribution from corresponding graphs in the low-energy theory given by shrinking the h_q line to a point. The latter graphs look like figure 18(a) in the low-energy theory, but the φ_q^4 coupling includes the tree-level correction from integrating out h_q from figure 7. The matching from figure 18(c,e) can equivalently be computed by expanding the integrand in low-energy scales (i.e. in the power counting parameter z) before doing the integral. Note that $p^2 \sim z^2$ since the φ momentum is of order the φ mass in the low-energy theory.

The one-loop matching is (in terms of Passarino-Veltman functions in the conventions given in appendix E)

$$\begin{aligned} \Sigma_{\varphi\varphi}(p^2) &= \frac{1}{16\pi^2} \left\{ -\lambda \bar{A}_0(W_{hh}) - 4\lambda^2 \hat{h}^2 \bar{B}_0(0, W_{hh}, 0) + 2y^2 \bar{A}_0(m_F^2) \right\} \\ &+ \frac{1}{16\pi^2} \left[\frac{6\lambda^2 \hat{h}^2}{W_{hh}} \bar{A}_0(W_{hh}) - 4\sqrt{2} \frac{\lambda \hat{h}}{W_{hh}} y m_F \bar{A}_0(m_F^2) \right] + \frac{2\lambda \hat{h} \mathcal{J}_h}{W_{hh}} + \mathcal{O}(z^2), \end{aligned} \quad (7.15)$$

where the second line is from the tadpole graphs in figure 18.

At tree-level, the minimum of the potential is at $\hat{h} = v$. At one-loop, the minimum is at $\hat{h} = v + \Delta v$, where Δv is formally of one-loop order, so that $\hat{h}^2 - v^2 \approx 2v\Delta v$. To one-loop order, we can use the tree-level values $\hat{h} = v$, $W_{hh} = 2\lambda v^2$, $W_{\varphi\varphi} = 0$, and $m_F = yv/\sqrt{2}$ in the one-loop term $\Sigma_{\varphi\varphi}(p^2)$,

$$\Sigma_{\varphi\varphi}(p^2) = \frac{1}{16\pi^2} \left\{ 2\lambda \bar{A}_0(2\lambda v^2) - 4\lambda^2 v^2 \bar{B}_0(0, 2\lambda v^2, 0) \right\} + \frac{\mathcal{J}_h}{v}. \quad (7.16)$$

Using $A_0(m^2) = m^2 B_0(0, m^2, 0)$, to one-loop order

$$\Sigma_{\varphi\varphi}(p^2 = 0) = \frac{\mathcal{J}_h}{v}. \quad (7.17)$$

The tadpole graphs in the second line exactly cancel the terms in the first line. Including the tree-level term, eq. (7.14) reduces to

$$i\Gamma_{\varphi\varphi}(0) = W_{\varphi\varphi} + \Sigma_{\varphi\varphi}(p^2 = 0) = \frac{\hat{\sigma}}{v} + \frac{\mathcal{J}_h}{v} = \frac{J}{v}. \quad (7.18)$$

Consequently, at the minimum of the potential where $J = 0$, at one-loop order

$$\Gamma_{\varphi\varphi}(p = 0) = 0, \quad (7.19)$$

and the Goldstone boson is exactly massless, as guaranteed by the Ward identity. Near the minimum of the potential with $\hat{h}^2 - v^2 \sim \mathcal{O}(z^2)$, $\Gamma_{\varphi\varphi} \sim \mathcal{O}(z^2)$, and φ is light. When the heavy h_q and ψ fields are integrated out, the EFT contains a massless Goldstone boson which is derivatively coupled at the minimum of the potential. Near the minimum, its mass-squared and couplings are $\mathcal{O}(z^2)$. As a result loop diagrams in the low-energy theory are of order $W_{\varphi\varphi} \ln W_{\varphi\varphi} \sim z^2 \ln z^2$, rather than $\ln W_{\varphi\varphi} \sim \ln z^2$, and so do not have infrared divergences.

We can now compare with the earlier work in refs. [24–26]. The fermion loop diagram figure 18(c) gives a contribution

$$\Sigma_{\varphi\varphi}(p^2) = -\frac{y^2}{8\pi^2} m_F^2 \ln \frac{m_F^2}{\mu^2} \quad (7.20)$$

to the φ mass. Figure 17 at ℓ loop order — i.e. with $\ell - 1$ fermion loops — is of the form (see ref. [24, eq. (5.1)])

$$V \sim (y^2)^{\ell-1} \left(m_F^2\right)^{\ell-1} W_{\varphi\varphi}^{3-\ell} \left[\ln \frac{W_{\varphi\varphi}}{m_F^2} + \dots \right], \quad (7.21)$$

and leads to an infrared divergence as $W_{\varphi\varphi} \rightarrow 0$ for $l \geq 3$ loops. This is the Goldstone boson infrared divergence found in ref. [24].

The fermion bubble eq. (7.20) is of order the heavy mass scale, and order 1 in the z power counting, whereas the Goldstone boson mass $W_{\varphi\varphi} \sim z^2$. One cannot expand figure 17 in a power series in the fermion bubbles, i.e. in the $m_F^2/W_{\varphi\varphi}$ expansion of eq. (7.21), as this is an expansion in a parameter $1/z^2$ much larger than unity. Refs. [25, 26] included figure 18(c) into the φ propagator in order to avoid this expansion. The EFT method does this automatically, since the one-loop matching condition to the low-energy theory includes these diagrams in the φ mass in the low-energy theory. There are also tadpole graphs figure 18(e-h) in the two-point function, which have to be included. These cancel the zero momentum part of the Goldstone boson propagator, so that the one-loop correction is order p^2 . This cancellation must happen, because Goldstone bosons are derivatively coupled. We already saw this cancellation at tree level for the $\tilde{\lambda}\varphi_q^4$ coupling of the Goldstone bosons in the $O(N)$ model in section 3; there, we found that $\tilde{\lambda}$ was order z^2 and vanished at the tree-level minimum of the potential. Here $\Gamma_{\varphi\varphi}$ is order p^2 , and so the Goldstone boson loops give $W_{\varphi\varphi} \ln W_{\varphi\varphi}$ terms, which are not infrared divergent. Thus, in addition to including $\Sigma_{\varphi\varphi}$ into the φ propagator as in refs. [25, 26], we find that there is a tadpole contribution to $\Sigma_{\varphi\varphi}$ which exactly cancels the contribution eq. (7.20), so that there is no order $y^2 m_F^2$ shift in the φ mass.

7.5 Comments on the standard model

The Standard Model is an $O(4)$ scalar theory coupled to fermions and gauge fields. All particle masses are proportional to the VEV of the Higgs field $\langle H \rangle$. As a result, the theory is a single-scale theory in that $\langle H \rangle$ cancels out in mass ratios. There are still, of course, large mass ratios due to a large hierarchy in the couplings, e.g. the ratio of the electron and top-quark masses which is equal to the ratio of their Yukawa couplings $m_e/m_t = y_e/y_t$. Summing these logs is usually neglected, since the light fermion contribution to the potential is negligible.

The stability analysis of the EW vacuum compares the potential computed at $\langle H \rangle_1 \sim v = 246 \text{ GeV}$ with $\langle H \rangle_2 \gg v$. In our method, $V(H)$ is computed in the two cases separately, and each calculation is the same as the computation using the fixed order formula at $\langle H \rangle_1$ and $\langle H \rangle_2$, with couplings renormalized at $\mu = \langle H \rangle_1$ and $\mu = \langle H \rangle_2$, respectively. The two sets of couplings are related by RG evolution in the high-energy theory, i.e. the full SM. This procedure is exactly what is followed in the literature (for a review, see ref. [27]).

8 Conclusion

We have shown how to systematically compute the RG improved Coleman-Weinberg potential using EFT methods, and given several examples. We enforced the constraint of only summing 1PI diagrams using a tadpole condition, which can be matched to the EFT, resulting in tadpole contributions to the EFT Lagrangian and to the Coleman-Weinberg potential. Our results for the L^2 terms obtained by integrating the one-loop RGE agree

with explicit two-loop calculations, and provide a highly non-trivial check of our method. An interesting feature of the method is the source \mathcal{J} , which is introduced in the high-energy theory, but whose value is determined in the low-energy theory. We have also shown how to efficiently compute the RGE in certain cases, including in the presence of higher-dimension operators, and shown that shift invariance provides strong constraints on the RGE. Furthermore, we have demonstrated that the EFT formalism in theories with Goldstone bosons automatically produces a low-energy theory free of infrared divergences, and so does not suffer from the Goldstone boson divergence problem of ref. [24].

The method used in this paper is not restricted to the Coleman-Weinberg potential, but also applies to the effective action $\Gamma[\hat{\phi}]$, and can be used to compute the RG improved $\Gamma[\hat{\phi}]$ in a derivative expansion.

The examples in this paper do not have gauge fields to avoid more complicated β -function calculations, but this method applies equally well to the gauge case. There are subtleties in interpreting the Coleman-Weinberg potential in the gauge case, which are explained in detail in refs. [28, 29].

Acknowledgments

The work of AM is supported in part by DOE grant DE-SC0009919, and the work of EN is supported by DOE grant DE-SC0020421. We would like to thank Thomas Dumitrescu for useful discussions.

A Examples of β functions

In this appendix, we give useful examples of β -function evolution for scalar theories using eq. (2.22). These theories have no scalar field anomalous dimensions at one loop.

Consider a potential $V(\phi^2, \chi^2)$ where $\chi^2 = \chi_i \chi_i$ is a sum over N_χ components of a real scalar field χ , and $\phi^2 = \phi_a \phi_a$ is a sum over N_ϕ components of a real scalar field ϕ . The W matrix of second derivatives (as defined in eq. (2.11)) is

$$\begin{aligned}
 W &= \begin{bmatrix} \frac{\partial^2 V}{\partial \chi_i \partial \chi_j} & \frac{\partial^2 V}{\partial \chi_i \partial \phi_b} \\ \frac{\partial^2 V}{\partial \phi_a \partial \chi_j} & \frac{\partial^2 V}{\partial \phi_a \partial \phi_b} \end{bmatrix} \\
 &= \begin{bmatrix} 2\delta_{ij} \left(\partial_{\chi^2} V \right) + 4\chi_i \chi_j \left(\partial_{\chi^2}^2 V \right) & 4\chi_i \phi_b \left(\partial_{\chi^2} \partial_{\phi^2} V \right) \\ 4\phi_a \chi_i \left(\partial_{\chi^2} \partial_{\phi^2} V \right) & 2\delta_{ab} \left(\partial_{\phi^2} V \right) + 4\phi_a \phi_b \left(\partial_{\phi^2}^2 V \right) \end{bmatrix}.
 \end{aligned}
 \tag{A.1}$$

Breaking the indices into radial directions $\propto \chi_i, \phi_a$, and tangential directions, we see that the two directions do not mix. The radial direction matrix is

$$W_{\text{rad}} = \begin{bmatrix} 2 \left(\partial_{\chi^2} V \right) + 4\chi^2 \left(\partial_{\chi^2}^2 V \right) & 4\chi \phi \left(\partial_{\chi^2} \partial_{\phi^2} V \right) \\ 4\chi \phi \left(\partial_{\chi^2} \partial_{\phi^2} V \right) & 2 \left(\partial_{\phi^2} V \right) + 4\phi^2 \left(\partial_{\phi^2}^2 V \right) \end{bmatrix},
 \tag{A.2}$$

where ∂_{ϕ^2} is the derivative w.r.t. ϕ^2 , etc. The tangential direction matrix is diagonal in χ - ϕ space, and given by

$$[W_{\chi\chi}]_{\text{tan}} = 2 \left(\partial_{\chi^2} V \right), \quad [W_{\phi\phi}]_{\text{tan}} = 2 \left(\partial_{\phi^2} V \right),
 \tag{A.3}$$

with $N_\chi - 1$ and $N_\phi - 1$ diagonal entries, respectively. Using eq. (2.22) gives the RG equation $dV/dt = \text{Tr}W^2/2$ (where recall we have defined $t \equiv (1/16\pi^2) \ln \mu/\mu_0$ to absorb factors of $16\pi^2$), which evaluates to

$$\begin{aligned} \frac{dV}{dt} &= \frac{1}{2} \left[W_{\phi\phi}^2 + 2W_{\phi\chi}^2 + W_{\chi\chi}^2 \right]_{\text{rad}} + \frac{1}{2}(N_\chi - 1) \left[W_{\chi\chi}^2 \right]_{\text{tan}} + \frac{1}{2}(N_\phi - 1) \left[W_{\phi\phi}^2 \right]_{\text{tan}} \\ &= 2N_\chi \left(\partial_{\chi^2} V \right)^2 + 2N_\phi \left(\partial_{\phi^2} V \right)^2 + 8\chi^2 \left(\partial_{\chi^2} V \right) \left(\partial_{\chi^2}^2 V \right) + 8\phi^2 \left(\partial_{\phi^2} V \right) \left(\partial_{\phi^2}^2 V \right) \\ &\quad + 8 \left(\chi^2 \right)^2 \left(\partial_{\chi^2}^2 V \right)^2 + 8 \left(\phi^2 \right)^2 \left(\partial_{\phi^2}^2 V \right)^2 + 16\chi^2\phi^2 \left(\partial_{\chi^2}\partial_{\phi^2} V \right)^2. \end{aligned} \quad (\text{A.4})$$

We now apply this formula to several examples.

A.1 $O(N_\chi) \times O(N_\phi)$ model in the unbroken and broken phases

For the $O(N_\chi) \times O(N_\phi)$ model with potential

$$\begin{aligned} V &= \frac{\lambda_\chi}{24} (\boldsymbol{\chi} \cdot \boldsymbol{\chi})^2 + \frac{\lambda_\phi}{24} (\boldsymbol{\phi} \cdot \boldsymbol{\phi})^2 + \frac{\lambda_3}{4} (\boldsymbol{\chi} \cdot \boldsymbol{\chi})(\boldsymbol{\phi} \cdot \boldsymbol{\phi}) \\ &\quad + \frac{m_\chi^2}{2} (\boldsymbol{\chi} \cdot \boldsymbol{\chi}) + \frac{m_\phi^2}{2} (\boldsymbol{\phi} \cdot \boldsymbol{\phi}) + \Lambda, \end{aligned} \quad (\text{A.5})$$

eq. (A.4) gives the RGE

$$\begin{aligned} \dot{\lambda}_\phi &= \frac{1}{3}(N_\phi + 8)\lambda_\phi^2 + 3N_\chi\lambda_3^2, \\ \dot{\lambda}_\chi &= \frac{1}{3}(N_\chi + 8)\lambda_\chi^2 + 3N_\phi\lambda_3^2, \\ \dot{\lambda}_3 &= \frac{1}{3}(N_\chi + 2)\lambda_3\lambda_\chi + \frac{1}{3}(N_\phi + 2)\lambda_3\lambda_\phi + 4\lambda_3^2, \\ \dot{m}_\phi^2 &= \frac{1}{3}(N_\phi + 2)\lambda_\phi m_\phi^2 + \lambda_3 N_\chi m_\chi^2, \\ \dot{m}_\chi^2 &= \frac{1}{3}(N_\chi + 2)\lambda_\chi m_\chi^2 + \lambda_3 N_\phi m_\phi^2, \\ \dot{\Lambda} &= \frac{1}{2}N_\phi m_\phi^4 + \frac{1}{2}N_\chi m_\chi^4. \end{aligned} \quad (\text{A.6})$$

In the broken phase we take the potential to be

$$\begin{aligned} V &= \frac{\lambda_\chi}{24} (\boldsymbol{\chi} \cdot \boldsymbol{\chi} - v_\chi^2)^2 + \frac{\lambda_\phi}{24} (\boldsymbol{\phi} \cdot \boldsymbol{\phi} - v_\phi^2)^2 \\ &\quad + \frac{\lambda_3}{4} (\boldsymbol{\chi} \cdot \boldsymbol{\chi} - v_\chi^2) (\boldsymbol{\phi} \cdot \boldsymbol{\phi} - v_\phi^2) + \Lambda_{\text{broken}}, \end{aligned} \quad (\text{A.7})$$

and compute the β -functions from eq. (A.6) by changing variables,

$$\begin{aligned} m_\phi^2 &= -\frac{1}{6}\lambda_\phi v_\phi^2 - \frac{1}{2}\lambda_3 v_\chi^2, \\ m_\chi^2 &= -\frac{1}{6}\lambda_\chi v_\chi^2 - \frac{1}{2}\lambda_3 v_\phi^2, \\ \Lambda &= \Lambda_{\text{broken}} + \frac{1}{24}\lambda_\chi v_\chi^4 + \frac{1}{24}\lambda_\phi v_\phi^4 + \frac{1}{4}\lambda_3 v_\chi^2 v_\phi^2, \end{aligned} \quad (\text{A.8})$$

and thus obtain eq. (A.6) for $\dot{\lambda}_\phi$, $\dot{\lambda}_\chi$, $\dot{\lambda}_3$ and

$$\begin{aligned} \dot{v}_\chi^2 &= \frac{1}{\lambda_\chi \lambda_\phi - 9\lambda_3^2} \left\{ [36\lambda_3^3 - 2\lambda_\phi \lambda_\chi^2 + 6\lambda_3^2 \lambda_\chi] v_\chi^2 + [4\lambda_3 \lambda_\phi^2 - 12\lambda_3^2 \lambda_\phi] v_\phi^2 \right\}, \\ \dot{v}_\phi^2 &= \frac{1}{\lambda_\chi \lambda_\phi - 9\lambda_3^2} \left\{ [36\lambda_3^3 - 2\lambda_\chi \lambda_\phi^2 + 6\lambda_3^2 \lambda_\phi] v_\phi^2 + [4\lambda_3 \lambda_\chi^2 - 12\lambda_3^2 \lambda_\chi] v_\chi^2 \right\}, \\ \dot{\Lambda}_{\text{broken}} &= \frac{1}{18} \lambda_\chi v_\chi^2 + \frac{1}{18} \lambda_\phi v_\phi^2 + \lambda_3 v_\chi v_\phi. \end{aligned} \quad (\text{A.9})$$

Note that v_χ and v_ϕ mix under the RGE.

We will need the RGE for the case of the $O(N)$ theory, which are given by dropping the χ terms (taking $\lambda_\chi = m_\chi = \lambda_3 = 0$),

$$\dot{\lambda}_\phi = \frac{1}{3}(N_\phi + 8)\lambda_\phi^2, \quad \dot{m}_\phi^2 = \frac{1}{3}(N_\phi + 2)\lambda_\phi m_\phi^2, \quad \dot{\Lambda} = \frac{1}{2}N_\phi m_\phi^4, \quad (\text{A.10})$$

or in the broken phase where $m_\phi^2 = -\lambda_\phi v^2/6$,

$$\dot{\lambda}_\phi = \frac{1}{3}(N_\phi + 8)\lambda_\phi^2, \quad \dot{v}_\phi^2 = -2\lambda_\phi v_\phi^2, \quad \dot{\Lambda}_{\text{broken}} = \frac{1}{18}\lambda_\phi^2 v_\phi^4. \quad (\text{A.11})$$

The solution of the RGE eq. (A.10) is

$$\begin{aligned} \lambda_\phi(\mu) &= \lambda_\phi(\mu_0)\eta^{-1}, \\ m_\phi^2(\mu) &= m_\phi^2(\mu_0)\eta^{-\frac{N+2}{N+8}}, \\ \Lambda(\mu) &= \Lambda(\mu_0) + \frac{m_\phi^4(\mu_0)}{\lambda_\phi(\mu_0)} \frac{3N}{2(4-N)} \left[1 - \eta^{\frac{4-N}{N+8}} \right], \end{aligned} \quad (\text{A.12})$$

given in terms of

$$t = \frac{1}{16\pi^2} \ln \frac{\mu}{\mu_0}, \quad \eta = 1 - \frac{1}{3}(N+8)\lambda_\phi(\mu_0) \ln \frac{\mu}{\mu_0}. \quad (\text{A.13})$$

For $N = 4$ (where the denominator in eq. (A.10) goes to zero), the solution is

$$\begin{aligned} \lambda_\phi(\mu) &= \lambda_\phi(\mu_0)\eta^{-1}, \\ m_\phi^2(\mu) &= m_\phi^2(\mu_0)\eta^{-1/2}, \\ \Lambda(\mu) &= \Lambda(\mu_0) - \frac{m_\phi^4(\mu_0)}{2\lambda_\phi(\mu_0)} \ln \eta. \end{aligned} \quad (\text{A.14})$$

A.2 $O(N)$ model through dimension 6

For the $O(N)$ model with only the field ϕ , one can use eq. (A.4) dropping the χ terms. The solution through dimension 4 was given above. Including a dimension 6 term,⁵

$$V = \frac{m^2}{2}(\phi \cdot \phi) + \frac{\lambda}{24}(\phi \cdot \phi)^2 - \frac{c_6}{8}(\phi \cdot \phi)^3 + \Lambda, \quad (\text{A.15})$$

⁵This formalism works even for terms with dimension greater than four; there was no restriction to renormalizable terms in the previous section.

the RGE are

$$\begin{aligned} \dot{c}_6 &= (N+14)\lambda c_6, & \dot{\lambda} &= -18(N+4)m^2 c_6 + \frac{1}{3}(N+8)\lambda^2, \\ \dot{m}^2 &= \frac{1}{3}(N+2)m^2 \lambda, & \dot{\Lambda} &= \frac{1}{2}Nm^4. \end{aligned} \quad (\text{A.16})$$

For $N=4$, these can be compared with the RGE for the Higgs sector of the SMEFT, where c_6 is the coefficient of the $(H^\dagger H)^3$ operator. Using the complex Higgs doublet written in terms of real scalar fields

$$H = \frac{1}{\sqrt{2}} \begin{bmatrix} \phi_2 + i\phi_1 \\ \phi_4 - i\phi_3 \end{bmatrix}, \quad (\text{A.17})$$

eq. (A.15) becomes the potential

$$V = \Lambda + m^2 H^\dagger H + \frac{1}{6}\lambda (H^\dagger H)^2 - c_6 (H^\dagger H)^3, \quad (\text{A.18})$$

and we can make the identification

$$c_6 = C_H^{\text{SMEFT}}, \quad \frac{1}{6}\lambda = \lambda^{\text{SMEFT}}, \quad m^2 = -\frac{1}{2}(m_H^2)^{\text{SMEFT}}, \quad (\text{A.19})$$

with SMEFT parameters using the notation in ref. [30]. Setting $N=4$ in eq. (A.16) and using eq. (A.19),

$$\begin{aligned} \dot{C}_H^{\text{SMEFT}} &= 108\lambda C_H^{\text{SMEFT}}, \\ \dot{\lambda}^{\text{SMEFT}} &= 12(m_H^2)^{\text{SMEFT}} C_H^{\text{SMEFT}} + 24(\lambda^{\text{SMEFT}})^2, \\ (m_H^2)^{\dot{\text{SMEFT}}} &= 12\lambda^{\text{SMEFT}} (m_H^2)^{\text{SMEFT}}, \\ \dot{\Lambda} &= \frac{1}{2}(m_H^4)^{\text{SMEFT}}, \end{aligned} \quad (\text{A.20})$$

which agrees with refs. [30–32]. Eq. (A.4) provides a quick way of obtaining the RGE for a scalar theory with arbitrary higher dimension operators.

A.3 $O(N)$ model with a singlet

Finally we consider the case of the $O(N_\phi)$ $\lambda\phi^4$ theory with an additional scalar singlet χ , with potential

$$V = \Lambda + \sigma\chi + \frac{m_\chi^2}{2}\chi^2 + \frac{m_\phi^2}{2}\phi^2 + \frac{\rho_\chi}{6}\chi^3 + \frac{\rho_\phi}{2}\chi\phi^2 + \frac{\lambda_\chi}{24}\chi^4 + \frac{\lambda_3}{4}\chi^2\phi^2 + \frac{\lambda_\phi}{4}(\phi^2)^2 \quad (\text{A.21})$$

for which eq. (A.4) gives the RGE

$$\begin{aligned} \dot{\lambda}_\phi &= \frac{1}{3}(N_\phi + 8)\lambda_\phi^2 + 3\lambda_3^2, & \dot{\lambda}_\chi &= 3\lambda_\chi^2 + 3N_\phi\lambda_3^2, \\ \dot{\lambda}_3 &= \lambda_3\lambda_\chi + \frac{1}{3}(N_\phi + 2)\lambda_3\lambda_\phi + 4\lambda_3^2, \\ \dot{\rho}_\phi &= \lambda_3\rho_\chi + 4\lambda_3\rho_\phi + \frac{1}{3}(N_\phi + 2)\lambda_\phi\rho_\phi, & \dot{\rho}_\chi &= 3\lambda_\chi\rho_\chi + 3\lambda_3N_\phi\rho_\phi, \\ \dot{m}_\phi^2 &= 2\rho_\phi^2 + \lambda_3m_\chi^2 + \frac{1}{3}(N_\phi + 2)\lambda_\phi m_\phi^2, & \dot{m}_\chi^2 &= \rho_\chi^2 + \lambda_\chi m_\chi^2 + N_\phi\rho_\phi^2 + N_\phi\lambda_3m_\phi^2, \\ \dot{\sigma} &= \rho_\chi m_\chi^2 + N_\phi\rho_\phi m_\phi^2, & \dot{\Lambda} &= \frac{1}{2}N_\phi m_\phi^4 + \frac{1}{2}m_\chi^4. \end{aligned} \quad (\text{A.22})$$

B RGE solution for the scalar theory

The solution of the RGE for a scalar theory with the potential

$$V(\varphi) = \Lambda + \sigma\varphi + \frac{m^2}{2}\varphi^2 + \frac{\rho}{6}\varphi^3 + \frac{\lambda}{24}\varphi^4 \quad (\text{B.1})$$

is used repeatedly in this paper. The RGE equations are a special case of eq. (2.27),

$$\begin{aligned} \gamma_\varphi &= 0, & \beta_\Lambda &= \frac{1}{2}m^4, & \beta_\sigma &= m^2\rho, \\ \beta_{m^2} &= \lambda m^2 + \rho^2, & \beta_\rho &= 3\lambda\rho, & \beta_\lambda &= 3\lambda^2, \end{aligned} \quad (\text{B.2})$$

with solution

$$\begin{aligned} \lambda(\mu) &= \lambda(\mu_0) \eta^{-1}, \\ \rho(\mu) &= \rho(\mu_0) \eta^{-1}, \\ m^2(\mu) &= m^2(\mu_0) \left\{ \eta^{-1/3} \left[1 - \frac{1}{2}\xi \right] + \frac{1}{2}\xi\eta^{-1} \right\}, \\ \sigma(\mu) &= \sigma(\mu_0) + \frac{m^2(\mu_0)\rho(\mu_0)}{\lambda(\mu_0)} \left\{ \left(\frac{1}{3}\xi - 1 \right) + \frac{1}{6}\xi\eta^{-1} + \left(1 - \frac{1}{2}\xi \right) \eta^{-1/3} \right\}, \\ \Lambda(\mu) &= \Lambda(\mu_0) + \frac{m^4(\mu_0)}{2\lambda(\mu_0)} \left\{ \frac{1}{3} \left(3 - 6\xi + 2\xi^2 \right) - \frac{1}{2}\xi(\xi - 2)\eta^{-1/3} \right. \\ &\quad \left. - \frac{1}{4}(\xi - 2)^2\eta^{1/3} + \frac{1}{12}\xi^2\eta^{-1} \right\}, \end{aligned} \quad (\text{B.3})$$

where

$$t = \frac{1}{16\pi^2} \ln \frac{\mu}{\mu_0}, \quad \eta = 1 - 3\lambda(\mu_0)t, \quad \xi = \frac{\rho^2(\mu_0)}{\lambda(\mu_0)m^2(\mu_0)}. \quad (\text{B.4})$$

The expansion of eq. (B.3) in powers of t gives

$$\begin{aligned} \lambda(t) &= \lambda_0 + 3\lambda_0^2 t + 9\lambda_0^3 t^2 + \mathcal{O}(t^3), \\ \rho(t) &= \rho_0 + 3\lambda_0\rho_0 t + 9\lambda_0^2\rho_0 t^2 + \mathcal{O}(t^3), \\ m^2(t) &= m_0^2 + \left(\lambda m_0^2 + \rho_0^2 \right) t + \frac{1}{2}\lambda_0 \left(4\lambda_0 m_0^2 + 7\rho_0^2 \right) t^2 + \mathcal{O}(t^3), \\ \sigma(t) &= \sigma_0 + m_0^2\rho_0 t + \frac{1}{2}\rho_0 \left(4\lambda_0 m_0^2 + \rho_0^2 \right) t^2 + \mathcal{O}(t^3), \\ \Lambda(t) &= \Lambda_0 + \frac{1}{2}m_0^4 t + \frac{1}{2}m_0^2 \left(\lambda_0 m_0^2 + \rho_0^2 \right) t^2 + \mathcal{O}(t^3), \end{aligned} \quad (\text{B.5})$$

where all couplings on the r.h.s. are evaluated at $t = 0$, i.e. $\mu = \mu_0$ (hence the subscripts).

C Perturbative integration of RGE

To check the leading logarithmic series with the explicit two-loop computation of the Coleman-Weinberg potential, it is useful to have the solution to the RGE as a power series in t . Let $\{\lambda(t)\}$ denote the running parameters, with evolution equations

$$\frac{d}{dt}\lambda_i(t) = \beta_i(\{\lambda(t)\}). \quad (\text{C.1})$$

The solution to these coupled equations can be written as a series in t ,

$$\lambda_i(t) = \lambda_i^{(0)} + \lambda_i^{(1)}t + \frac{1}{2}\lambda_i^{(2)}t^2 + \frac{1}{6}\lambda_i^{(3)}t^3 + \dots \quad (\text{C.2})$$

Repeated derivatives of eq. (C.1) give the series coefficients

$$\lambda_i^{(1)} = \beta_i, \quad \lambda_i^{(2)} = \frac{\partial\beta_i}{\partial\lambda_j}\beta_j, \quad \lambda_i^{(3)} = \frac{\partial\beta_i}{\partial\lambda_j}\frac{\partial\beta_j}{\partial\lambda_k}\beta_k + \frac{\partial^2\beta_i}{\partial\lambda_j\partial\lambda_k}\beta_j\beta_k, \quad (\text{C.3})$$

where all quantities are evaluated at the initial point $\{\lambda^{(0)}\}$.

D Expanding $\Omega(\Delta)$

The function $\Omega(\Delta)$ that enters the two-loop computation of the Coleman-Weinberg potential is given by [2]

$$\Omega(\Delta) = \frac{\sqrt{\Delta(\Delta-4)}}{\Delta+2} \int_0^\alpha \ln(2 \cosh x) dx, \quad \cosh \alpha = \frac{1}{2}\sqrt{\Delta}, \quad (\text{D.1})$$

for $\Delta \geq 4$, and by

$$\Omega(\Delta) = \frac{\sqrt{\Delta(4-\Delta)}}{\Delta+2} \int_0^\theta \ln(2 \sin x) dx, \quad \sin \theta = \frac{1}{2}\sqrt{\Delta}, \quad (\text{D.2})$$

for $\Delta \leq 4$, where $\Delta = m_1^2/m_2^2$ is the ratio of two masses. When this ratio is large, we need the expansion of $\Omega(\Delta)$ in the $\Delta \rightarrow \infty$ and $\Delta \rightarrow 0$ limits to order $1/\Delta^2$ or Δ^2 , respectively, in order to obtain terms of order m_1^4/m_2^4 .

Let us first expand $\Omega(\Delta)$ in (D.1) for $\Delta \rightarrow \infty$. The prefactor is expanded

$$\frac{\sqrt{\Delta(\Delta-4)}}{\Delta+2} \stackrel{\Delta \rightarrow \infty}{\cong} 1 - \frac{4}{\Delta} + \frac{6}{\Delta^2} + \dots \quad (\text{D.3})$$

Using $2 \cosh x = e^x + e^{-x}$, we can rewrite the integral as

$$I = \int_0^\alpha \ln(2 \cosh x) dx = \int_0^\alpha [x + \ln(1 + e^{-2x})] dx = \frac{\alpha^2}{2} + \frac{\text{Li}_2(-e^{-2\alpha})}{2} + \frac{\pi^2}{24}. \quad (\text{D.4})$$

Using $e^\alpha + e^{-\alpha} = \sqrt{\Delta}$, we can expand

$$\begin{aligned} e^\alpha &= \frac{1}{2}\sqrt{\Delta} + \frac{1}{2}\sqrt{\Delta-4} = \sqrt{\Delta} \left[1 - \frac{1}{\Delta} - \frac{1}{\Delta^2} + \dots \right], \\ e^{-\alpha} &= \frac{1}{2}\sqrt{\Delta} - \frac{1}{2}\sqrt{\Delta-4} = \frac{1}{\sqrt{\Delta}} \left[1 + \frac{1}{\Delta} + \frac{2}{\Delta^2} + \dots \right], \\ \Rightarrow e^{-2\alpha} &= \frac{1}{\Delta} \left[1 + \frac{2}{\Delta} + \frac{5}{\Delta^2} + \dots \right]. \end{aligned} \quad (\text{D.5})$$

Since $\text{Li}_2(z) = \sum_{k=1}^\infty \frac{z^k}{k^2}$ and the argument $|z| = e^{-2\alpha} \ll 1$,

$$\text{Li}_2(-e^{-2\alpha}) = -e^{-2\alpha} + \frac{e^{-4\alpha}}{4} - \frac{e^{-6\alpha}}{9} + \dots = -\frac{1}{\Delta} - \frac{7}{4\Delta^2} + \dots \quad (\text{D.6})$$

We also have from (D.5) that

$$\alpha = \frac{1}{2} \ln \Delta - \frac{1}{\Delta} - \frac{3}{2\Delta^2} + \dots \quad (\text{D.7})$$

Using these expressions, the expansion of the integral defined in (D.4) is

$$I = \frac{1}{8} \ln^2 \Delta + \frac{\pi^2}{24} - \frac{1}{2\Delta} (\ln \Delta + 1) - \frac{3}{8\Delta^2} (2 \ln \Delta + 1) + \dots \quad (\text{D.8})$$

Together with (D.3), we obtain $\Omega(\Delta)$ to the desired order,

$$\begin{aligned} \Omega(\Delta) \stackrel{\Delta \rightarrow \infty}{\cong} & \frac{1}{8} \ln^2 \Delta + \frac{\pi^2}{24} - \frac{1}{6\Delta} (3 \ln^2 \Delta + 3 \ln \Delta + \pi^2 + 3) \\ & + \frac{1}{8\Delta^2} (6 \ln^2 \Delta + 10 \ln \Delta + 2\pi^2 + 13) + \dots \end{aligned} \quad (\text{D.9})$$

The first two terms agree with ref. [2]. We have extended the expansion to higher order in $1/\Delta$.

The other limit $\Delta \rightarrow 0$ proceeds in a similar fashion. The prefactor is expanded

$$\frac{\sqrt{\Delta(4-\Delta)}}{\Delta+2} \rightarrow \sqrt{\Delta} \left[1 - \frac{5\Delta}{8} + \frac{39\Delta^2}{108} + \dots \right], \quad (\text{D.10})$$

and the integral becomes

$$I = \int_0^\theta \ln(2 \sin x) \, dx = \theta \ln \theta + (\ln 2 - 1) \theta - \frac{\theta^3}{18} + \dots \quad (\text{D.11})$$

θ can be expanded

$$\theta = \arcsin \left(\frac{\sqrt{\Delta}}{2} \right) = \frac{1}{2} \sqrt{\Delta} \left[1 + \frac{\Delta}{24} + \frac{3\Delta^2}{640} + \dots \right]. \quad (\text{D.12})$$

Then, $\Omega(\Delta \rightarrow 0)$ is given by

$$\Omega(\Delta) \stackrel{\Delta \rightarrow 0}{\cong} \frac{\Delta}{4} (\ln \Delta - 2) + \frac{\Delta^2}{144} (44 - 21 \ln \Delta) + \dots \quad (\text{D.13})$$

There are no $\Delta^n \ln^2 \Delta$ terms in this limit.

E Passarino-Veltman integrals

We summarize the Passarino-Veltman integrals [33] needed in section 7 in the sign conventions of this paper. We denote the finite parts of the integrals by \bar{A}_0 , \bar{B}_0 and \bar{B}_1 .

The integrals are

$$\mathcal{S} \int \frac{d^d k}{(2\pi)^d} \frac{1}{k^2 - m^2 + i0^+} = iA_0(m^2), \quad (\text{E.1})$$

$$\mathcal{S} \int \frac{d^d k}{(2\pi)^d} \frac{1}{[k^2 - m_1^2 + i0^+][(k+p)^2 - m_2^2 + i0^+]} = iB_0(p^2, m_1^2, m_2^2), \quad (\text{E.2})$$

$$\mathcal{S} \int \frac{d^d k}{(2\pi)^d} \frac{k_\mu}{[k^2 - m_1^2 + i0^+][(k+p)^2 - m_2^2 + i0^+]} = iB_1(p^2, m_1^2, m_2^2)p_\mu, \quad (\text{E.3})$$

where $\mathcal{S} = (4\pi)^{d/2} e^{\epsilon\gamma_E} \mu^{2\epsilon}$. The explicit values are

$$A_0(m^2) = m^2 \left(\frac{1}{\epsilon} - \ln \frac{m^2}{\mu^2} + 1 \right), \quad (\text{E.4})$$

$$B_0(p^2, m_1^2, m_2^2) = \frac{1}{\epsilon} - \int_0^1 dx \ln \frac{m_1^2 x + m_2^2(1-x) - p^2 x(1-x)}{\mu^2}, \quad (\text{E.5})$$

$$2B_1(p^2, m^2, m^2) = -B_0(p^2, m^2, m^2). \quad (\text{E.6})$$

Open Access. This article is distributed under the terms of the Creative Commons Attribution License ([CC-BY 4.0](https://creativecommons.org/licenses/by/4.0/)), which permits any use, distribution and reproduction in any medium, provided the original author(s) and source are credited.

References

- [1] S.R. Coleman and E.J. Weinberg, *Radiative Corrections as the Origin of Spontaneous Symmetry Breaking*, *Phys. Rev. D* **7** (1973) 1888 [[INSPIRE](#)].
- [2] C. Ford and D.R.T. Jones, *The Effective potential and the differential equations method for Feynman integrals*, *Phys. Lett. B* **274** (1992) 409 [Erratum *ibid.* **285** (1992) 399] [[INSPIRE](#)].
- [3] C. Ford, I. Jack and D.R.T. Jones, *The Standard model effective potential at two loops*, *Nucl. Phys. B* **387** (1992) 373 [Erratum *ibid.* **504** (1997) 551] [[hep-ph/0111190](#)] [[INSPIRE](#)].
- [4] S.P. Martin, *Two Loop Effective Potential for a General Renormalizable Theory and Softly Broken Supersymmetry*, *Phys. Rev. D* **65** (2002) 116003 [[hep-ph/0111209](#)] [[INSPIRE](#)].
- [5] M.B. Einhorn and D.R.T. Jones, *A new renormalization group approach to multiscale problems*, *Nucl. Phys. B* **230** (1984) 261 [[INSPIRE](#)].
- [6] C. Ford and C. Wiesendanger, *A Multiscale subtraction scheme and partial renormalization group equations in the $O(N)$ symmetric ϕ^4 theory*, *Phys. Rev. D* **55** (1997) 2202 [[hep-ph/9604392](#)] [[INSPIRE](#)].
- [7] C. Ford and C. Wiesendanger, *Multiscale renormalization*, *Phys. Lett. B* **398** (1997) 342 [[hep-th/9612193](#)] [[INSPIRE](#)].
- [8] T.G. Steele, Z.-W. Wang and D.G.C. McKeon, *Multiscale renormalization group methods for effective potentials with multiple scalar fields*, *Phys. Rev. D* **90** (2014) 105012 [[arXiv:1409.3489](#)] [[INSPIRE](#)].
- [9] M. Bando, T. Kugo, N. Maekawa and H. Nakano, *Improving the effective potential: Multimass scale case*, *Prog. Theor. Phys.* **90** (1993) 405 [[hep-ph/9210229](#)] [[INSPIRE](#)].
- [10] J.A. Casas, V. Di Clemente and M. Quirós, *The Effective potential in the presence of several mass scales*, *Nucl. Phys. B* **553** (1999) 511 [[hep-ph/9809275](#)] [[INSPIRE](#)].
- [11] S. Iso and K. Kawana, *RG-improvement of the effective action with multiple mass scales*, *JHEP* **03** (2018) 165 [[arXiv:1801.01731](#)] [[INSPIRE](#)].
- [12] H. Okane, *Construction of a renormalization group improved effective potential in a two real scalar system*, *PTEP* **2019** (2019) 043B03 [[arXiv:1901.05200](#)] [[INSPIRE](#)].
- [13] I.L. Buchbinder, A.R. Rodrigues, E.A. dos Reis and I.L. Shapiro, *Quantum aspects of Yukawa model with scalar and axial scalar fields in curved spacetime*, *Eur. Phys. J. C* **79** (2019) 1002 [[arXiv:1910.01731](#)] [[INSPIRE](#)].

- [14] T.G. Ribeiro and I.L. Shapiro, *Scalar model of effective field theory in curved space*, *JHEP* **10** (2019) 163 [[arXiv:1908.01937](#)] [[INSPIRE](#)].
- [15] C. Ford, *Multiscale renormalization group improvement of the effective potential*, *Phys. Rev. D* **50** (1994) 7531 [[hep-th/9404085](#)] [[INSPIRE](#)].
- [16] H. Nakano and Y. Yoshida, *Improving the effective potential, multimass problem and modified mass dependent scheme*, *Phys. Rev. D* **49** (1994) 5393 [[hep-ph/9309215](#)] [[INSPIRE](#)].
- [17] L. Chataignier, T. Prokopec, M.G. Schmidt and B. Swiezewska, *Single-scale Renormalisation Group Improvement of Multi-scale Effective Potentials*, *JHEP* **03** (2018) 014 [[arXiv:1801.05258](#)] [[INSPIRE](#)].
- [18] R. Jackiw, *Functional evaluation of the effective potential*, *Phys. Rev. D* **9** (1974) 1686 [[INSPIRE](#)].
- [19] B.M. Kastening, *Renormalization group improvement of the effective potential in massive ϕ^4 theory*, *Phys. Lett. B* **283** (1992) 287 [[INSPIRE](#)].
- [20] C. Ford, D.R.T. Jones, P.W. Stephenson and M.B. Einhorn, *The Effective potential and the renormalization group*, *Nucl. Phys. B* **395** (1993) 17 [[hep-lat/9210033](#)] [[INSPIRE](#)].
- [21] A.V. Manohar, *Introduction to Effective Field Theories*, [arXiv:1804.05863](#) [[INSPIRE](#)].
- [22] E.E. Jenkins, A.V. Manohar and P. Stoffer, *Low-Energy Effective Field Theory below the Electroweak Scale: Anomalous Dimensions*, *JHEP* **01** (2018) 084 [[arXiv:1711.05270](#)] [[INSPIRE](#)].
- [23] E.E. Jenkins, A.V. Manohar and P. Stoffer, *Low-Energy Effective Field Theory below the Electroweak Scale: Operators and Matching*, *JHEP* **03** (2018) 016 [[arXiv:1709.04486](#)] [[INSPIRE](#)].
- [24] S.P. Martin, *Three-Loop Standard Model Effective Potential at Leading Order in Strong and Top Yukawa Couplings*, *Phys. Rev. D* **89** (2014) 013003 [[arXiv:1310.7553](#)] [[INSPIRE](#)].
- [25] S.P. Martin, *Taming the Goldstone contributions to the effective potential*, *Phys. Rev. D* **90** (2014) 016013 [[arXiv:1406.2355](#)] [[INSPIRE](#)].
- [26] J. Elias-Miro, J.R. Espinosa and T. Konstandin, *Taming Infrared Divergences in the Effective Potential*, *JHEP* **08** (2014) 034 [[arXiv:1406.2652](#)] [[INSPIRE](#)].
- [27] M. Sher, *Electroweak Higgs Potentials and Vacuum Stability*, *Phys. Rept.* **179** (1989) 273 [[INSPIRE](#)].
- [28] A. Andreassen, W. Frost and M.D. Schwartz, *Consistent Use of Effective Potentials*, *Phys. Rev. D* **91** (2015) 016009 [[arXiv:1408.0287](#)] [[INSPIRE](#)].
- [29] A. Andreassen, W. Frost and M.D. Schwartz, *Consistent Use of the Standard Model Effective Potential*, *Phys. Rev. Lett.* **113** (2014) 241801 [[arXiv:1408.0292](#)] [[INSPIRE](#)].
- [30] E.E. Jenkins, A.V. Manohar and M. Trott, *Renormalization Group Evolution of the Standard Model Dimension Six Operators I: Formalism and λ Dependence*, *JHEP* **10** (2013) 087 [[arXiv:1308.2627](#)] [[INSPIRE](#)].
- [31] E.E. Jenkins, A.V. Manohar and M. Trott, *Renormalization Group Evolution of the Standard Model Dimension Six Operators II: Yukawa Dependence*, *JHEP* **01** (2014) 035 [[arXiv:1310.4838](#)] [[INSPIRE](#)].

- [32] R. Alonso, E.E. Jenkins, A.V. Manohar and M. Trott, *Renormalization Group Evolution of the Standard Model Dimension Six Operators III: Gauge Coupling Dependence and Phenomenology*, *JHEP* **04** (2014) 159 [[arXiv:1312.2014](#)] [[INSPIRE](#)].
- [33] G. Passarino and M.J.G. Veltman, *One Loop Corrections for e^+e^- Annihilation Into $\mu^+\mu^-$ in the Weinberg Model*, *Nucl. Phys. B* **160** (1979) 151 [[INSPIRE](#)].