

The Higgs transverse momentum distribution in gluon fusion as a multiscale problem

E. Bagnaschi^a and A. Vicini^b

^aDESY,

Notkestraße 85, D-22607 Hamburg, Germany

^bTif lab, Dipartimento di Fisica, Università degli Studi di Milano and INFN, Sezione di Milano, Via Celoria 16, I-20133 Milano, Italy

E-mail: emanuele.bagnaschi@desy.de, alessandro.vicini@mi.infn.it

ABSTRACT: We consider Higgs production in gluon fusion and in particular the prediction of the Higgs transverse momentum distribution. We discuss the ambiguities affecting the matching procedure between fixed order matrix elements and the resummation to all orders of the terms enhanced by $\log(p_T^H/m_H)$ factors. Following a recent proposal [1], we argue that the gluon fusion process, computed considering two active quark flavors, is a multiscale problem from the point of view of the resummation of the collinear singular terms. We perform an analysis at parton level of the collinear behavior of the $\mathcal{O}(\alpha_s)$ real emission amplitudes; relying on the collinear singularities structure of the latter, we derive an upper limit to the range of transverse momenta where the collinear approximation is valid. This scale is then used as the value of the resummation scale in the analytic resummation framework or as the value of the h parameter in the POWHEG-BOX code. A variation of this scale can be used to generate an uncertainty band associated to the matching procedure. Finally, we provide a phenomenological analysis in the Standard Model, in the Two Higgs Doublet Model and in the Minimal Supersymmetric Standard Model. In the two latter cases, we provide an *ansatz* for the central value of the matching parameters not only for a Standard Model-like Higgs boson, but also for heavy scalars and in scenarios where the bottom quark may play the dominant role.

KEYWORDS: QCD Phenomenology, Monte Carlo Simulations

ARXIV EPRINT: [1505.00735](https://arxiv.org/abs/1505.00735)

Contents

| | | |
|----------|--|-----------|
| 1 | Introduction | 1 |
| 2 | Remarks on the computation of the Higgs p_{\perp}^H distribution | 4 |
| 2.1 | Analytic resummation and the collinear limit | 4 |
| 2.2 | Numerical resummation in the NLO+PS framework | 5 |
| 2.2.1 | The role of the damping factor D_h in the POWHEG-BOX framework | 6 |
| 2.3 | The value of the SCALUP variable | 8 |
| 3 | Collinear approximation of partonic squared matrix elements | 9 |
| 3.1 | Helicity amplitudes and kinematic variables | 9 |
| 3.2 | Partonic analysis | 10 |
| 3.2.1 | Scalar Higgs | 10 |
| 3.2.2 | Pseudoscalar Higgs | 14 |
| 3.3 | Dependence on auxiliary parameters | 14 |
| 4 | Standard Model phenomenology | 15 |
| 4.1 | Comparison of POWHEG and HRes | 16 |
| 5 | Beyond SM phenomenology | 19 |
| 5.1 | 2HDM phenomenology | 20 |
| 5.2 | MSSM phenomenology | 22 |
| 6 | Conclusions | 23 |
| A | Scan over the Higgs mass of the scales $w_{t,b,i}$ | 26 |

1 Introduction

A new state with a mass of approximately 125 GeV has been observed at the LHC [2, 3]. Many investigations are under way to determine its properties and to test its compatibility with the Higgs scalar boson of the Standard Model (SM). The precise measurements of the total production cross section and of the branching ratios in the different allowed decay channels [4, 5] have shown that the new state couples to the known fermions and gauge bosons following the SM predictions. Other studies target the kinematics of the decay products to distinguish among the various spin-parity combinations [6]. Finally, further work will be necessary to clarify the structure of the scalar potential.

In the SM the main production mode of the Higgs boson at hadron colliders is through the gluon fusion mechanism. The coupling of the Higgs boson to the gluons is mediated by a loop of colored particles, with the largest contribution to the process given by the

top quark. The gluon fusion cross section is very well approximated by a Heavy Quark Effective Field Theory (HQEFT), where the Higgs mass is considered very small with respect to the one of the top quark. The coupling of the Higgs boson to gluons is then proportional to the Fermi constant and to the strong coupling, but it is independent of the top Yukawa coupling. In this approach the very large NLO and NNLO-QCD corrections to the LO process (+100% and +30% of the LO result respectively) have been evaluated in refs. [7–9] and in refs. [10–15]. Recently, expressions for the N³LO corrections have been published in refs. [16–21]. The calculation using the complete SM Lagrangian was done up to NLO-QCD [22–25]. The exact treatment of the quark loops (mostly from top, bottom and charm) at NLO-QCD yields an $\mathcal{O}(-1\%)$ correction, for a Higgs with a mass of $m_H \simeq 125$ GeV and a collision energy $\sqrt{S} = 14$ TeV. Moreover finite top-mass effects at NNLO-QCD have been estimated and found to be of $\mathcal{O}(1\%)$ [26–31]. Beyond fixed-order QCD corrections, also soft-gluon resummation effects are available [32–36]. Moreover, the first-order electroweak (EW) contributions have been evaluated in refs. [37–44] and an estimate of the mixed QCD-EW contributions has been presented in ref. [45]. The PDF and α_s uncertainties on the total Higgs production cross section have been studied in ref. [46].

The production cross section of a Higgs boson at large transverse momentum has been computed at LO-QCD, retaining the full quark-mass dependence, in refs. [47, 48]. The NLO-EW corrections to this observable have been considered in refs. [49, 50] in the HQEFT limit. The NLO-QCD corrections, in the HQEFT, have been computed [51–53]. An estimation of top-mass effects at NLO-QCD has been presented in ref. [54]. The first results towards the determination of the Higgs production at large transverse momentum, in the HQEFT, with NNLO-QCD accuracy, have been presented in ref. [55].

In this paper we want to reconsider the uncertainties that affect the theoretical prediction for the Higgs boson transverse momentum p_{\perp}^H . The transverse momentum distribution is an observable generated by QCD radiation. In the region of small p_{\perp}^H the presence of terms enhanced by large $\log(p_{\perp}^H/m_H)$ factors spoils the accuracy of the fixed-order results; in order to obtain a physically meaningful prediction these logarithms have to be resummed. Various techniques are available to perform the resummation. Once the latter is achieved, the resummed result has to be matched to the fixed-order one. Particular care is required to avoid the double counting of those logarithmic contributions that are present in both computations. The matching procedure introduces additional unphysical variables, the matching parameters, that define how the spectrum is divided into a soft region, where the resummed result is indeed applied, and a hard region where the fixed-order result is instead considered as the correct description of the spectrum.

In the HQEFT framework, the corrections up to NLO-QCD for the Higgs transverse momentum distribution have been analytically computed and matched with the transverse momentum resummation at NNLL accuracy. The results have been originally implemented in the code HqT [56–58] and later in the parton Monte Carlo program HRes [59]. A similar discussion, in the Soft Collinear Effective Theory (SCET) approach, has been presented in refs. [60–62]. In the context of matched NLO+Parton Shower (PS) Monte Carlo event generators, which implement the resummation algorithmically in the computer code, the results in the HQEFT, for Higgs production via gluon fusion, have been presented in

refs. [63, 64]. Two shower Monte Carlo codes that retain the NNLO-QCD accuracy on the inclusive observables, in the HQEFT, have been presented in refs. [65, 66].

Despite the fact that the exact matrix elements retaining the full dependence on the quark masses were available for quite some time, they have been implemented in a NLO+PS Monte Carlo for the first time in ref. [67], in the POWHEG approach, and later in MC@NLO [68]. A similar study, in the framework of analytic resummation, has been presented in ref. [69] and later in ref. [1]. Recently, these effects have been implemented in the NNLOPS code [70]. Quark mass effects have also been discussed for observables like the jet veto distribution in refs. [71, 72]. Moreover, in ref. [71], the structure of the collinear singularities and of the regular terms present in gluon fusion at $\mathcal{O}(\alpha_s)$ is analyzed in detail.

In ref. [1] it has been pointed out that the matched computation of the Higgs transverse momentum distribution is a problem with three scales, namely the Higgs mass, the internal quark mass and the transverse momentum of the Higgs boson. The matching prescription between fixed-order and resummed results should account for all these scales, to avoid, as far as possible, the inclusion of spuriously large higher-order terms in the final result. It should be noted that the presence of non-negligible interference effects between the top and the bottom quarks assigns a simultaneous active role to both internal quarks present in the scattering amplitude.

In the framework of SCET, the separation between the singular regions where a resummation is needed and the corresponding regular parts has been discussed in refs. [73, 74] with the introduction of appropriate profile functions at the level of the hadronic cross section; this approach has been applied to Higgs studies in ref. [75]. The problem of the determination of a sensible value for the scale that separates the two transverse momentum regions, the one where the resummation is needed and the one where a fixed-order description is reliable, has been discussed in QCD, at the level of the partonic cross section, in ref. [76]. Recently, in ref. [77], the determination of these scales has been realized in QCD, with an approach that exploits some general properties of the Higgs transverse momentum distribution at hadron level, to derive the largest interval of transverse momenta where the resummed expression can be applied.

In this paper we elaborate the approach of ref. [76], and present a derivation at parton level of the interval of transverse momenta where the collinear approximation of the squared matrix element is accurate and the transverse momentum resummation can be safely applied. A comparison of the present results against those of refs. [77, 78] is currently ongoing [79].

Higgs production via gluon fusion may provide interesting information about possible signals of physics beyond the Standard Model (BSM), like those possible in the Two Higgs Doublets Model (2HDM) or those predicted in the Minimal Supersymmetric Standard Model (MSSM), thanks to the possible exchange in the loop of new colored particle that act as mediators of the interaction between the gluons and the Higgs boson. The total cross section for Higgs production (see ref. [80] for a recent review) and the Higgs transverse momentum distributions provide complementary information (see e.g. ref. [67]) to disentangle the SM from MSSM. The possibility of extracting sensible information from the data depends on the accuracy of the prediction of the p_{\perp}^H distribution, and, among others, on the choice of the matching parameters.

The outline of the paper is the following. In section 2 we recall the basic elements needed to formulate the transverse momentum resummation and to match the corresponding expression with fixed order results; we make some comments on the analytic procedure and discuss in more detail the NLO+PS Monte Carlo formulation. In particular we discuss in both cases the role of the scales associated to the matching and we describe the differences between the two approaches. In section 3 we discuss in detail the $gg \rightarrow gH$ and the $qg \rightarrow qH$ processes, with respect to their collinear behavior. The latter is used to identify an interval of transverse momenta where the collinear approximation of the squared matrix element is accurate and where it is thus safe to apply the resummation procedure; we introduce a scale w that represents the upper bound of this interval. We discuss both scalar and pseudoscalar Higgs boson production and determine, as a function of the Higgs and the quark masses, in a model independent way, the scale w , which constitutes our main result. In section 4 we perform a phenomenological analysis in the SM: the numerical results of the previous section are applied in the analytic resummation context, with the code `HRes`, and in the NLO+PS Monte Carlo framework, with the code `gg_H-quark-mass-effects` present in the `POWHEG-BOX`; the corresponding Higgs p_{\perp}^H distributions are eventually compared. Finally, in section 5 we discuss the implications of the determination of the scale w in the MSSM and in the 2HDM, with the possible production of new heavy states with masses of several hundred GeV and with a possible strong coupling of the Higgs to the bottom quark, enhanced with respect to the SM case. For this study we use the generators `gg_H.MSSM` and `gg_H.2HDM`, also present in the `POWHEG-BOX`.

2 Remarks on the computation of the Higgs p_{\perp}^H distribution

2.1 Analytic resummation and the collinear limit

The Higgs boson acquires a transverse momentum p_{\perp}^H because of its recoil against QCD radiation. In fixed-order perturbation theory the emission of initial state massless partons yields, in the collinear limit, a logarithmic divergence of the Higgs transverse momentum distribution, signaling a breakdown of the perturbative approach, with an effective expansion parameter $\alpha_s(p_{\perp}^H) \log(p_{\perp}^H/m_H) \sim 1$ in the phase space region of vanishing p_{\perp}^H . The analytic resummation to all orders of the terms $(\alpha_s(p_{\perp}^H) \log(p_{\perp}^H/m_H))^n$ is performed by exploiting the universal properties of QCD radiation in the collinear limit and restores an acceptable physical behavior (the Sudakov suppression) of the Higgs transverse momentum distribution in the limit $p_{\perp}^H \rightarrow 0$ [81–90].

In the collinear limit $p_{\perp}^H \rightarrow 0$ the amplitude for the real emission processes $gg \rightarrow gH$ and $qg \rightarrow qH$ diverge and can be written, via a Laurent expansion, as $\mathcal{M}_{\text{exact}} = \mathcal{M}_{\text{div}}/p_{\perp}^H + \mathcal{M}_{\text{reg}}$. In this limit, the second term can be neglected with respect to the first one and it is possible to recognize that \mathcal{M}_{div} is proportional to the Born amplitude times the appropriate radiation term. This factorized structure of the amplitude, neglecting the contribution coming from \mathcal{M}_{reg} which is assumed to be small, can be extended to all orders and it forms the basis of the resummation procedure. Indeed, we can iterate this factorization in the case of the amplitude for the emission of n additional partons. In impact parameter space, this procedure leads to a factorized expression with n divergent emission factors times a

term proportional to the Born amplitude. The expression for the approximated amplitude describing the emission of up to n partons can be cast in the form of an exponential series, which can thus be summed to all orders. The relative contribution of \mathcal{M}_{reg} to the full amplitude can be used to assess the accuracy of the collinear approximation and of the factorization hypothesis.

The resummed partonic cross section has a factorized structure given by the product of a universal exponential factor, which accounts for the resummation to all orders of the logarithmically divergent terms, multiplied by a process dependent function, which describes the details of the hard scattering process. This factorization requires the introduction of a scale μ_{res} , called resummation scale [56]. The latter defines the region where the resummation is applied and it is usually set to a value between 0 and the hard-scattering scale. A customary choice in the literature, for inclusive Higgs production, is to set the central value $\bar{\mu}_{\text{res}} = m_H/2$ [56]. The precise choice of this value is one of the main topics of this paper and will be further discussed in the next sections. Analogously to what happens with the renormalization and factorization scales, the physical observables should not depend upon μ_{res} , but the truncation at a fixed order of the logarithmic expansion leaves a residual dependence on it, which can be used to estimate the uncertainty due to the missing higher-order logarithmic terms; a variation of the scale μ_{res} in the interval $[\bar{\mu}_{\text{res}}/2, 2\bar{\mu}_{\text{res}}]$ is customarily adopted.

The matching procedure requires to fix the integral of the Higgs transverse momentum distribution to a constant, which is conventionally set to the value of the fixed order total cross section [56]. This constraint holds exactly for any choice of μ_{res} , so that any variation of the resummation scale modifies the shape of the distribution but not its integral and yields thus a correlation between low- and intermediate- p_{\perp}^H regions.

2.2 Numerical resummation in the NLO+PS framework

Another approach to the resummation of terms enhanced by the factor $\log(p_{\perp}^H/m_H)$ is the one obtained in the context of PS Monte Carlo, where the multiple emission of partons is numerically simulated via the PS algorithm. The matching between the fixed order NLO-QCD results and the PS has been discussed in refs. [63, 91, 92] and it is implemented in several tools regularly used in the experimental analyses.

In a sufficiently general way we can write the matching formula as

$$d\sigma = \bar{B}^s(\Phi_B)d\Phi_B \left\{ \Delta_{t_0}^s + \Delta_t^s \frac{R^s(\Phi)}{B(\Phi_B)} d\Phi_r \right\} + R^f d\Phi + R_{\text{reg}}d\Phi. \tag{2.1}$$

The phase space is factorized into the product of the Born and the real emission components, $d\Phi = d\Phi_B d\Phi_r$. The Born squared matrix element is denoted by B while \bar{B} is the NLO normalization factor. The latter is defined as

$$\bar{B}^s(\Phi_B) = B(\Phi_B) + \hat{V}_{\text{fin}}(\Phi_B) + \int \hat{R}^s(\Phi_B, \Phi_r)d\Phi_r. \tag{2.2}$$

In this formula \hat{V}_{fin} represents the UV- and IR-regularized virtual contribution. We use the hat to indicate that an amplitude has been IR-regularized. The partonic subprocesses

with the emission of an additional real parton can be split into two groups: those that are divergent in the limit of collinear emission, called R_{div} , and the ones that are instead regular, R_{reg} . We can further subdivide the squared matrix elements of the divergent subprocesses in two parts:

$$R_{\text{div}} = R^s + R^f. \tag{2.3}$$

The term R^s contains the collinear singularity of R_{div} , while R^f is a finite remainder. Finally, we use the symbol Δ_t^s for the Sudakov form factor, with t as the shower ordering variable:

$$\Delta_t^s = e^{-\int \frac{dt'}{t'} \frac{R^s}{B} d\Phi_{r,\theta}(t'-t)}. \tag{2.4}$$

The splitting of R_{div} in eq. (2.3) is defined up to a finite part which can be reabsorbed in R^s . In the literature two different choices have been adopted: in POWHEG $R^s = R_{\text{div}}$, while in MC@NLO $R^s \propto \alpha_s P_{ij} B$ is proportional to the product of the Born matrix elements times the relevant Altarelli-Parisi splitting functions.

It is interesting to observe that different definitions for R^s generate higher-order effects in the matched differential cross section. The possibility of defining the finite part R^f in an arbitrary way can be exploited to parameterize the uncertainties related to the matching procedure.

2.2.1 The role of the damping factor D_h in the POWHEG-BOX framework

In the POWHEG-BOX framework, the separation between R^s and R^f can be achieved in a dynamical way using the damping factor D_h , defined as

$$D_h = \frac{h^2}{h^2 + (p_{\perp}^H)^2}. \tag{2.5}$$

The divergent and the regular part of $R_{\text{div}} = R^s + R^f$ are then defined as:

$$R^s = D_h R_{\text{div}}, \quad R^f = (1 - D_h) R_{\text{div}}. \tag{2.6}$$

The role of the scale h is to separate the low and the high transverse-momentum regions and it therefore specifies the range of momenta for which the Sudakov form factor is possibly different from 1. In the limit $p_{\perp}^H \ll h$ we obtain $R^s \rightarrow R_{\text{div}}$ and $R^f \rightarrow 0$. In this limit the Higgs p_{\perp}^H distribution is suppressed by the Sudakov form factor. On the other hand, when $p_{\perp}^H \gg h$ we have $R^s \rightarrow 0$ and $R^f \rightarrow R_{\text{div}}$ and the Sudakov form factor tends to 1. In this latter regime the emission of a real parton is described at fixed order by the matrix elements $R^f = R_{\text{div}}$.

The differential distribution generated according to eq. (2.1) contains higher order terms, beyond the claimed accuracy of the calculation, due to the product of $\bar{B} \times R^s$.

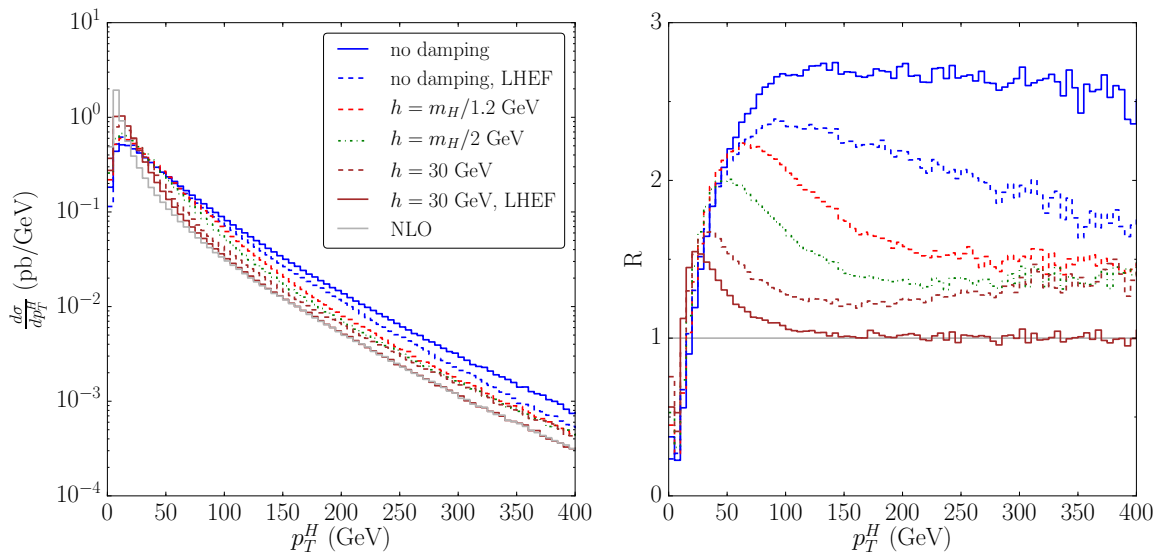


Figure 1. Left: effect of the damping factor D_h for different values of the scale h on the transverse momentum distribution of a SM Higgs of mass equal to 125 GeV. The red dashed line is obtained with $h = m_H/1.2$ GeV, the green dot-dashed one with $h = m_H/2$ GeV and the indigo dashed one with $h = 30$ GeV. The blue continuous line corresponds to no damping. For the no damping case and for $h = 30$ GeV we also show the results at the level of Les Houches Event File (LHEF). For reference we show the NLO curve in gray. Right: ratio of the POWHEG prediction for the transverse momentum over the NLO result. The color coding is the same as in left figure.

Indeed in the large p_{\perp}^H region we have

$$\begin{aligned}
 d\sigma &= \bar{B}(\Phi_B) d\Phi_B \left\{ \Delta_{t_0} + \Delta_t \frac{R^s(\Phi)}{B(\Phi_B)} d\Phi_r \right\} + R^f d\Phi + R_{\text{reg}} d\Phi \\
 &\approx \bar{B}(\Phi_B) \frac{R^s(\Phi)}{B(\Phi_B)} d\Phi + R^f d\Phi + R_{\text{reg}} d\Phi \\
 &\equiv K(\Phi_B) R^s(\Phi) d\Phi + R^f d\Phi + R_{\text{reg}} d\Phi, \\
 K(\Phi_B) &\equiv \frac{\bar{B}(\Phi_B)}{B(\Phi_B)} = 1 + \mathcal{O}(\alpha_s).
 \end{aligned}
 \tag{2.7}$$

Originally the factor D_h was introduced to damp the R^s contribution at large p_{\perp}^H and to recover the exact fixed order result in this kinematic region, at the level of the first emission handled by POWHEG.

By varying the scale h , it is possible to check how well the fixed order distribution is recovered for large values of p_{\perp}^H , as can be seen from figure 1.

We observe that, while at the level of the first emission generated by POWHEG (obtained at the level of Les Houches Event File (LHEF)) the NLO result is fully recovered, the showering of the events causes the high- p_{\perp}^H tail of the distribution to rise over the NLO prediction.

The total NLO cross section is always preserved for any value of h , as can be checked by integrating eq. (2.1) over the whole phase space. This property implies in turn that the low- and high- p_{\perp}^H regions of the differential cross section are correlated. Any increase of the distribution at low- p_{\perp}^H translates in a decrease of the high- p_{\perp}^H tail and vice versa.

The role effectively played by the scale h has some similarities with the one described in section 2.1 for the resummation scale μ_{res} : indeed, for $p_{\perp}^H < h$ or for $p_{\perp}^H < \mu_{\text{res}}$ the Sudakov suppression yields a regular behavior of the Higgs transverse momentum distribution, whereas for p_{\perp}^H larger than these scales the fixed-order description is recovered, at the level of description given by POWHEG. It should however be remarked that μ_{res} and h have a completely different origin. The scale μ_{res} is introduced as the scale at which the resummation is defined and the factorization of the partonic cross section implemented. It necessarily appears in the arguments of the logarithmic terms that are resummed. The damping factor D_h is instead a convenient p_{\perp}^H -dependent parameterization of the ambiguity in the definition of R^s . In a different perspective, the scale h controls the range of p_{\perp}^H over which the first term in eq. (2.1) is active in the generation of the first real emission. Since this term contains the normalization factor \bar{B} , the scale h in turn controls also how the total NLO cross section is spread over the p_{\perp}^H distribution.

2.3 The value of the SCALUP variable

The emission of the radiation in the POWHEG approach is described by eq. (2.1). Neglecting the contribution coming from the term R_{reg} (negligible in the case of the Higgs production in gluon fusion), we have two different categories of events. One corresponds to the terms in curly brackets (\bar{B} -events), while the second one is described by the term R^f (remnant events). The latter is present only if the damping factor D_h is used.

To avoid double counting of the emissions, in the POWHEG approach the PS is required to emit radiation at transverse-momentum scale lower than the one of the parton emitted by the POWHEG-BOX. More in detail, in the case of \bar{B} events the PS should start to consider the possibility of an emission exactly at the scale at which the POWHEG parton was radiated. In the default POWHEG-BOX implementation the same choice is applied, for a reason of uniformity, also to the remnant events. This information is therefore computed on an event-by-event basis and the passed to the PS using the SCALUP field in the LHE event record.

It might happen that the value of SCALUP is large and that the description by the PS of real radiation at large transverse momenta is not accurate, since this approach is based on the soft/collinear approximation. It is then natural to consider as an option the possibility of setting an upper bound to the value of the SCALUP variable, close or equal to the one adopted for the h parameter.¹ This choice is applied only to the events generated by the R^f part of the real matrix elements, in order to respect the POWHEG accuracy given by the first term in eq. (2.1) and account for a higher-order effect. Since these events are relevant only for the description of the high- p_{\perp}^H region (in turn defined by the scale choice h), we do not expect a modification of the shape of the distribution in the low- p_{\perp}^H region. Indeed, in this way the action of the PS is restricted to the lower part of the p_{\perp}^H spectrum, whereas the large- p_{\perp}^H tail is described purely by the LO matrix elements. In section 4 we will compare the description of the Higgs high- p_{\perp}^H tail with the default and with the modified SCALUP values, in the case of the SM.

¹More precisely, we take $\min(p_{\perp}^H, h)$.

3 Collinear approximation of partonic squared matrix elements

In the previous section we have recalled that the resummation to all orders of the terms enhanced by a $\log(p_{\perp}^H/m_H)$ factor is possible thanks to the factorization of the squared matrix element in the collinear limit $p_{\perp}^H \rightarrow 0$. Based upon those considerations, we now explain our procedure to determine the accuracy of the collinear approximation of the full squared matrix element with respect to p_{\perp}^H , focusing for simplicity on the channel $gg \rightarrow gH$. We then derive numerically the value w of the upper limit of the p_{\perp}^H range where the collinear approximation is accurate, for the scalar and the pseudoscalar final states, considering both the $gg \rightarrow gH$ and the $qg \rightarrow qH$ channels.

3.1 Helicity amplitudes and kinematic variables

We consider the helicity amplitudes² $\mathcal{M}^{\lambda_1, \lambda_2, \lambda_3}(s, p_{\perp}^H, m_H^2)$ for the process $gg \rightarrow gH$, whose complete expressions can be found for example in ref. [48]. We reorganize them, via a Laurent expansion, as follows:

$$\mathcal{M}^{\lambda_1, \lambda_2, \lambda_3}(s, p_{\perp}^H, m_H^2) = \mathcal{M}_{\text{div}}^{\lambda_1, \lambda_2, \lambda_3}(s, m_H^2)/p_{\perp}^H + \mathcal{M}_{\text{reg}}^{\lambda_1, \lambda_2, \lambda_3}(s, p_{\perp}^H, m_H^2) \quad (3.1)$$

and we use this decomposition to compute the unpolarized squared matrix element exactly, $|\mathcal{M}|^2$, or its collinearly divergent part $|\mathcal{M}_{\text{div}}/p_{\perp}^H|^2$.

We define the ratio C :

$$C(s, p_{\perp}^H, m_H^2) = \frac{|\mathcal{M}(s, p_{\perp}^H, m_H^2)|^2}{|\mathcal{M}_{\text{div}}(s, m_H^2)/p_{\perp}^H|^2}, \quad (3.2)$$

which quantifies how the unpolarized exact squared matrix element differs from its collinear approximation as a function of p_{\perp}^H . We observe that by construction we have $\lim_{p_{\perp}^H \rightarrow 0} C(s, p_{\perp}^H, m_H^2) = 1$. In our study we also consider the behavior of the interference term between the top and the bottom quark. For this specific case we redefine the parameter C as

$$C_{\text{int}}(s, p_{\perp}^H, m_H^2) = \frac{2\text{Re}(\mathcal{M}_t(s, p_{\perp}^H, m_H^2)\mathcal{M}_b^*(s, p_{\perp}^H, m_H^2))}{2\text{Re}(\mathcal{M}_{\text{div}, t}(s, p_{\perp}^H, m_H^2)\mathcal{M}_{\text{div}, b}^*(s, p_{\perp}^H, m_H^2)) / (p_{\perp}^H)^2}. \quad (3.3)$$

We introduce the following practical criterion: the regular part of the amplitude becomes non-negligible with respect to its collinear counterpart for a value w of p_{\perp}^H such that

$$|C(s, w, m_H^2) - 1| > \bar{C}. \quad (3.4)$$

To fix the setup of our study we choose $\bar{C} = 0.1$. This value is arbitrary, but its order of magnitude can be justified in the framework of a QCD calculation, since the size of the terms without a collinear logarithmic enhancement is α_s/π times a coefficient of order 1. We do not assign any special meaning to the scale that will be found with our analysis but we rather consider it as a starting point to compute an uncertainty band. At the end of the section we analyze the dependence on the specific value of \bar{C} .

² $\lambda_1 = \pm 1, \lambda_2 = \pm 1$ are the helicities of the two incoming gluons and $\lambda_3 = \pm 1$ is the helicity of the outgoing one.

The amplitude of the process $gg \rightarrow Hg$ is a function of two independent kinematic variables, e.g. s and p_{\perp}^H . The production of a final state with a definite p_{\perp}^H requires a minimum value for s :

$$s_{\min} = m_H^2 + 2(p_{\perp}^H)^2 + 2p_{\perp}^H \sqrt{(p_{\perp}^H)^2 + m_H^2}. \quad (3.5)$$

We study the behavior of the amplitude as a function of p_{\perp}^H for $s = s_{\min} + s_{\text{soft}}$, where s_{soft} is necessary to avoid the soft divergence and focus only on the collinear behavior. The choice of a value of s close to s_{\min} is phenomenologically motivated by the strong PDF suppression in the hadronic cross section for increasing partonic s .

An analogous procedure is used to determine the scale w for the $qg \rightarrow qH$ subprocess, with the analytic expressions of ref. [25] and in the case of pseudoscalar production using the formulae in ref. [93].

3.2 Partonic analysis

We assume that the full amplitude is the sum of a top and a bottom contribution, neglecting the light quark generations. Furthermore, we do not consider the possibility of additional colored particles running in the loop, since the current LHC results hint to the fact that, if these states exist, their mass is probably much larger than the top mass. Therefore they would not affect the shape of the Higgs transverse momentum distribution for values of p_{\perp}^H that are phenomenologically interesting.

Under the assumption that the coupling of the gluons to the quarks is the one dictated by QCD and that all the details about the coupling of the Higgs to the quarks can be factorized from the rest of the amplitude, we can consider the value of the scales w_t , w_b and w_i , that we respectively find in the case of squared matrix elements with only top quark diagrams, only bottom diagrams or for the top-bottom interference, as model independent. As a consequence, the determination of the scales depends only on the quark and the Higgs masses.

While the scales computed with only one quark might have a physical interpretation in the BSM scenarios where that quark yields the dominant contribution to the cross section, the scale of the interference terms, while unphysical, is a necessary tool to treat accurately the full theory in scenarios where both top and bottom quarks are equally important. Since the full squared matrix element, including top and bottom quarks, factorizes in the collinear limit, the same pattern should be followed not only by the terms with the squared amplitude of one single quark, but also by the interference terms, making our treatment viable.

In sections 4 and 5 we will discuss how these results can be exploited in a model specific framework.

3.2.1 Scalar Higgs

To exemplify the outcomes of our procedure, we show the results for the variable $C(s, p_{\perp}^H, m_H^2)$ for a Higgs boson with $m_H = 125 \text{ GeV}$ and $m_H = 500 \text{ GeV}$ in figure 2, in the case of the $gg \rightarrow gH$ subprocess. We plot in red and blue the behavior of the squared matrix elements computed including only the top or only the bottom diagrams, in green we show the behavior of the interference of the top and bottom amplitudes. In

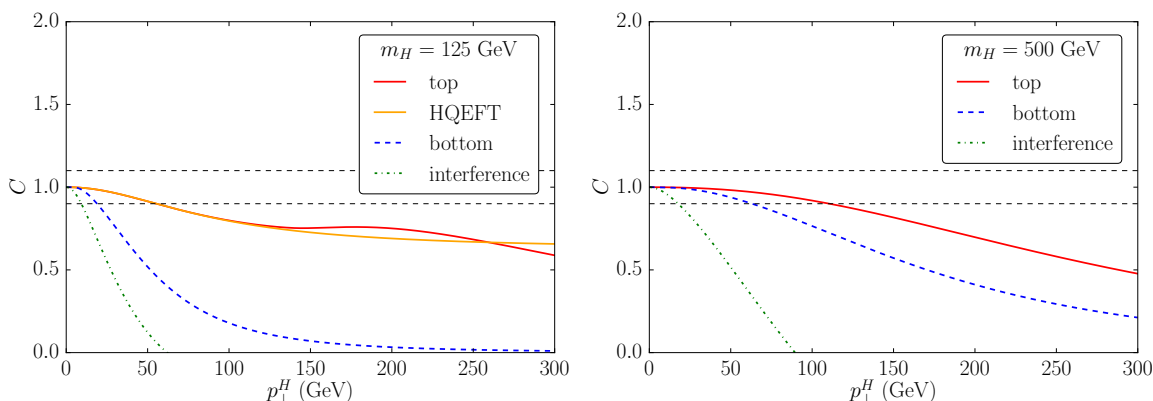


Figure 2. Relative effect of the regular part of the amplitude compared to the collinear approximation, for a light Higgs (left, $m_H = 125$ GeV) and for a heavy Higgs (right, $m_H = 500$ GeV), in the gg channel. In red we show the results for the squared top quark amplitude, in blue the ones for squared bottom amplitude and in green the ones for the interference. For comparison, in the case of $m_H = 125$ GeV, we also plot the curve for the HQEFT in orange.

the same figure, for $m_H = 125$ GeV, we plot in orange the results obtained by applying the same procedure to the HQEFT matrix elements.

We first discuss the impact of the regular terms in the case of a light Higgs. We compare the results obtained with the exact matrix elements including only the top quark with the ones in the HQEFT; we observe that in both models a deviation by more than 10% from the collinear approximation occurs for $p_{\perp}^H > 55$ GeV. Since it is present in both cases, this effect should thus not be interpreted as a top mass effect; the latter becomes visible for $p_{\perp}^H > 150$ GeV. From the analysis of the helicity amplitudes, we observe that this deviation from the collinear approximation stems from \mathcal{M}^{-+-} . For the bottom quark, the deviation from the collinear approximation starts from $p_{\perp}^H > 19$ GeV. In the case of the interference terms, we observe that the determination of the scale w_i is dominated by the behavior of the bottom amplitude; the corresponding value, $w_i = 9$ GeV, is smaller than the ones obtained in the other two cases.

In the case of a heavy Higgs, with $m_H > m_t, m_b$, the scale of the process is set by the mass of the boson (e.g. $m_H = 500$ GeV) and the HQEFT approximation of the amplitude is not valid. We observe that the amplitude that includes only the top-quark diagrams deviates from its collinear approximation³ for $p_{\perp}^H > 111$ GeV. Instead, the squared matrix element that includes only the bottom-quark diagrams deviates from its collinear approximation for $p_{\perp}^H > 63$ GeV. Finally, for the interference terms we find the bound $p_{\perp}^H > 18$ GeV.

In the left section of table 1 and in figure 3 we present the values of the scales w , derived from the study of scalar Higgs production for different choices of $m_H \in [125, 800]$ GeV, separately in the case of squared matrix elements computed including only the top, only

³We remark that the collinear regime is not defined by a given value $\overline{p_{\perp}^H}$ of the variable p_{\perp}^H , defined as the value at which the deviation from the collinear behavior is equal to \bar{C} , but it is better characterized in terms of the ratio $r = \overline{p_{\perp}^H}/m_H$; in the case under discussion (only top diagrams) we find $r \simeq 1/4$ whereas for $m_H = 125$ GeV we have $r \simeq 1/2$.

| Scalar, collinear deviation scale w (GeV) | | | | | | | | | |
|---|------------|------------|------------|------------|------------|------------|---------------|---------------|---------------|
| m_H (GeV) | w_t^{gg} | w_b^{gg} | w_i^{gg} | w_t^{qg} | w_b^{qg} | w_i^{qg} | w_t^{gg+qg} | w_b^{gg+qg} | w_i^{gg+qg} |
| 125 | 55 | 19 | 9 | 24 | 7 | 5 | 48 | 18 | 9 |
| 200 | 85 | 29 | 16 | 21 | 5 | 5 | 71 | 27 | 14 |
| 300 | 132 | 41 | 25 | 17 | 4 | 4 | 111 | 38 | 23 |
| 350 | 102 | 47 | 28 | 15 | 4 | 4 | 87 | 43 | 26 |
| 400 | 94 | 52 | 26 | 14 | 4 | 3 | 81 | 49 | 23 |
| 500 | 111 | 63 | 18 | 13 | 3 | 2 | 96 | 58 | 17 |
| 600 | 133 | 73 | 6 | 13 | 3 | 0 | 113 | 68 | 6 |
| 700 | 157 | 83 | 25 | 9 | 2 | 2 | 137 | 78 | 24 |
| 800 | 181 | 93 | 46 | 8 | 2 | 36 | 158 | 87 | 46 |

Table 1. Value of the scales $w_{t,b,i}$ for a scalar Higgs. The scales are reported both as determined separately in the two partonic subprocess (left) and after their combination according to eq. (3.8) (right).

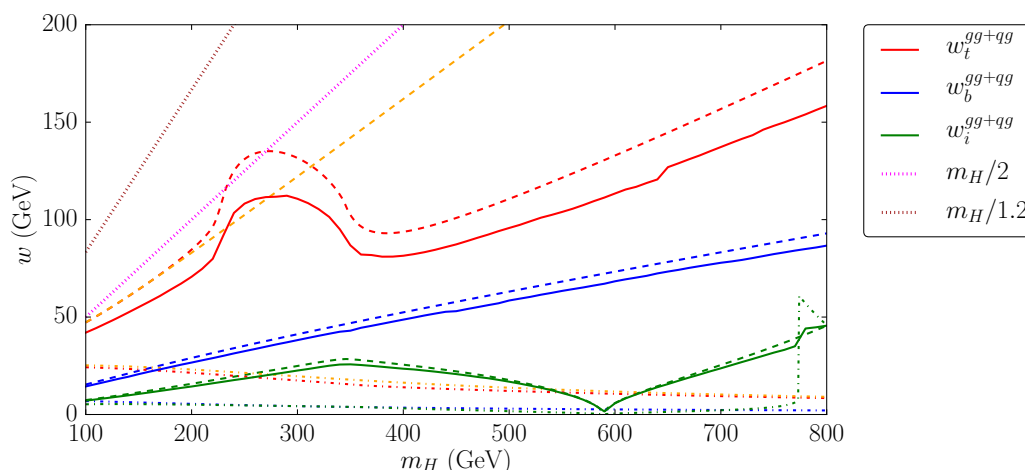


Figure 3. Combination of the scales w^{gg} and w^{qg} according to eq. (3.8). In red we show the result for the top quark, in blue the one for the bottom and in green the one for the interference term. The dashed style represents the scales obtained in the gg channel, the dot-dashed style the ones in the qg channel. Continuous lines are used for the merged scales. We also show as a dotted line the scale choices $m_H/2$ [56] and $m_H/1.2$ [5]. In orange we show the results for the HQEFT.

the bottom diagrams or for the interference of the top and bottom amplitudes; the results are presented separately for the two partonic subprocesses, $gg \rightarrow gH$ and $qg \rightarrow qH$.

We observe that in the $gg \rightarrow gH$ channel both scales $w_{t,b}$ increase with the Higgs mass, with the exception of the region of real top-pair production threshold, where the effect on w_t of additional terms that induce a deviation from the collinear approximation is visible. In the bottom-quark case such phenomenon does not show up, because for realistic values of m_H the process scale is always well above the bottom-pair production threshold. The interference scale w_i has a peculiar behavior: in fact, it shows a growth with m_H until the top-pair production threshold and then it decreases for larger m_H , until it vanishes for $m_H = 589$ GeV, with our m_t and m_b choices; for even larger m_H values it grows

again. In order to explain why w_i vanishes, we should recall that the interference terms, as a function of m_H and for fixed m_t and m_b , are not positive definite and may change sign for a specific value of m_H ; in particular, when the underlying LO (i.e. of the process $gg \rightarrow H$) interference terms vanish, also the collinear approximation does. In this point the interference terms of the processes $gg \rightarrow gH$ and $qg \rightarrow qH$ are thus collinear finite, the function $C(s, p_\perp^H, m_H)$ diverges for all p_\perp^H and the scale w_i is equal to zero, indicating that the p_\perp^H distribution is regular and a LL resummation is not needed. It should be noted that, for this specific configuration, the importance of the interference term is in any case small, since it vanishes at LO.

We observe that in the $qg \rightarrow qH$ channel the scales are lower than in the previous case and that they decrease for increasing values of the Higgs mass. The basic argument to explain this different behavior can be found analytically in the HQEFT: we expand the ratio $C(s, p_\perp^H, m_H^2)$ in powers of p_\perp^H around $p_\perp^H = 0$ and we find

$$C_{gg}^{\text{HQEFT}} = 1 - m_H^2 \frac{(p_\perp^H)^2}{s_{\text{soft}}^2} \frac{\left(1 + \frac{s_{\text{soft}}}{m_H^2}\right) \left(1 + 2\frac{s_{\text{soft}}}{m_H^2} + 4\frac{s_{\text{soft}}^2}{m_H^4}\right)}{\left(1 + 2\frac{s_{\text{soft}}}{m_H^2} + 2\frac{s_{\text{soft}}^2}{m_H^4}\right)} + \mathcal{O}((p_\perp^H)^3) \quad (3.6)$$

$$C_{qg}^{\text{HQEFT}} = 1 - 2 \frac{(p_\perp^H)^2 s_{\text{soft}}^2}{m_H^6} \frac{1 + \frac{s_{\text{soft}}}{m_H^2}}{\left(1 + \frac{s_{\text{soft}}}{m_H^2} + \frac{s_{\text{soft}}^2}{m_H^4}\right)^2} + \mathcal{O}((p_\perp^H)^3) \quad (3.7)$$

The different behavior with respect to m_H of the scale w is due, in the gg case, to the fact that the function C receives corrections with negative powers of m_H , so that for heavy Higgs masses there is a larger interval of p_\perp^H where the collinear limit provides a good approximation of the full result; in the qg case instead, there are corrections quadratic in m_H , such that the deviation of C from 1, for large m_H , occurs at smaller p_\perp^H values. A numerical analysis with the full dependence on the top and bottom masses confirms the explanation derived above in the HQEFT.

The interference scale vanishes, as expected, for the same m_H value in the $gg \rightarrow gH$ and the $qg \rightarrow qH$ channel, since they factorize to the same LO term.

The different values of the scales $w_{t,b}$ obtained in the two partonic channels gg and qg give rise to a practical problem, in case one wants to use at hadron level one single scale to control the effects of multiple parton emissions; given that the w value from the gg channel is always larger than the one from the qg channel, we can expect that the final value will lie in between; we evaluate it with a weighted average, with the relative contributions of the two channels in each bin, further adjusted to account for the shape of the physical distribution. We define

$$w^{gg+qg}(m_H) \equiv \int_{w^{qg}}^{w^{gg}} dp_\perp^H \left(w^{gg} \frac{\frac{d\sigma^{gg}}{dp_\perp^H}}{\frac{d\sigma^{gg+qg}}{dp_\perp^H}} + w^{qg} \frac{\frac{d\sigma^{qg}}{dp_\perp^H}}{\frac{d\sigma^{gg+qg}}{dp_\perp^H}} \right) \times \frac{d\sigma^{gg+qg}}{\sigma^{\text{interval}}}, \quad (3.8)$$

where

$$\sigma^{\text{interval}} = \int_{w^{qg}}^{w^{gg}} dp_\perp^H \frac{d\sigma^{gg+qg}}{dp_\perp^H}. \quad (3.9)$$

| Pseudoscalar, collinear deviation scale w (GeV) | | | | | | | | | |
|---|------------|------------|------------|------------|------------|------------|---------------|---------------|---------------|
| m_A (GeV) | w_t^{gg} | w_b^{gg} | w_i^{gg} | w_t^{qg} | w_b^{qg} | w_i^{qg} | w_t^{gg+qg} | w_b^{gg+qg} | w_i^{gg+qg} |
| 125 | 60 | 19 | 11 | 24 | 7 | 6 | 52 | 18 | 10 |
| 200 | 126 | 29 | 18 | 22 | 5 | 5 | 102 | 27 | 16 |
| 300 | 122 | 41 | 28 | 18 | 4 | 4 | 103 | 38 | 25 |
| 350 | 82 | 47 | 25 | 15 | 4 | 4 | 70 | 43 | 23 |
| 400 | 99 | 52 | 15 | 14 | 4 | 2 | 86 | 49 | 14 |
| 500 | 127 | 63 | 15 | 12 | 3 | 2 | 109 | 58 | 14 |
| 600 | 155 | 73 | 36 | 11 | 3 | 51 | 132 | 68 | 39 |
| 700 | 184 | 83 | 69 | 10 | 2 | 18 | 160 | 77 | 60 |
| 800 | 212 | 92 | 277 | 9 | 2 | 10 | 184 | 86 | 239 |

Table 2. Value of the scales $w_{t,b,i}$ for a pseudoscalar Higgs. The scales are reported both as determined separately in the two partonic subprocess (left) and after their combination according to eq. (3.8) (right).

In figure 3, and in table 1, in the last three columns to the right, we show the results of this combination, which are our best determination for the scales to be used in the simulation of the hadronic differential cross section.⁴ We have used the code `SusHi` [94], with $\sqrt{S} = 13$ TeV, to compute the weights used in eq. (3.8). Since this procedure requires the evaluation of the hadronic cross section, the combined scales are dependent on the \sqrt{S} value used and on the other hadronic parameters. In particular this is true for the choice of the renormalization and factorization scale, that we have assumed to be $\mu_r = \mu_f = m_H$. However we have verified that the effect on the channel-combined value for the scales is only at the of few GeVs, well within the uncertainty band that we are considering. A finer scan in the Higgs mass, is provided in tables 4 and 5, in appendix A.

3.2.2 Pseudoscalar Higgs

In table 2 we present a sample of the results, analogous to the ones of the previous subsection, for the case of pseudoscalar Higgs production.

The general behavior of the two partonic channels is similar to the one observed for scalar production. One difference can be observed at the top-pair threshold, where a cusp appears in the w_t prediction, reflecting the analogous feature of the total cross section. The scale w_i vanishes for a different value of the pseudoscalar mass, $m_A = 445$ GeV, because of the different LO dependence on m_A , m_t and m_b . As for the scalar case, a more detailed scan as a function of m_A is available in tables 4 and 5, in appendix A.

3.3 Dependence on auxiliary parameters

The value of the resummation scale has been determined with an analysis of the partonic squared matrix element, for fixed value of the partonic invariant s . For a given final state configuration and in particular for a given value of p_{\perp}^H , the hadronic distribution receives contributions from all the partonic cross sections with $s_{\min} \leq s \leq S$, where S is the

⁴The relative weight of the two partonic channels, as a function of the Higgs mass, is slowly varying, so that we can approximate the result of equation (3.8) with the simpler relations $w_t = 0.2 w_t^{qg} + 0.8 w_t^{gg}$ and $w_b = 0.1 w_b^{qg} + 0.9 w_b^{gg}$. These relations approximate the exact combination at the 5% level.

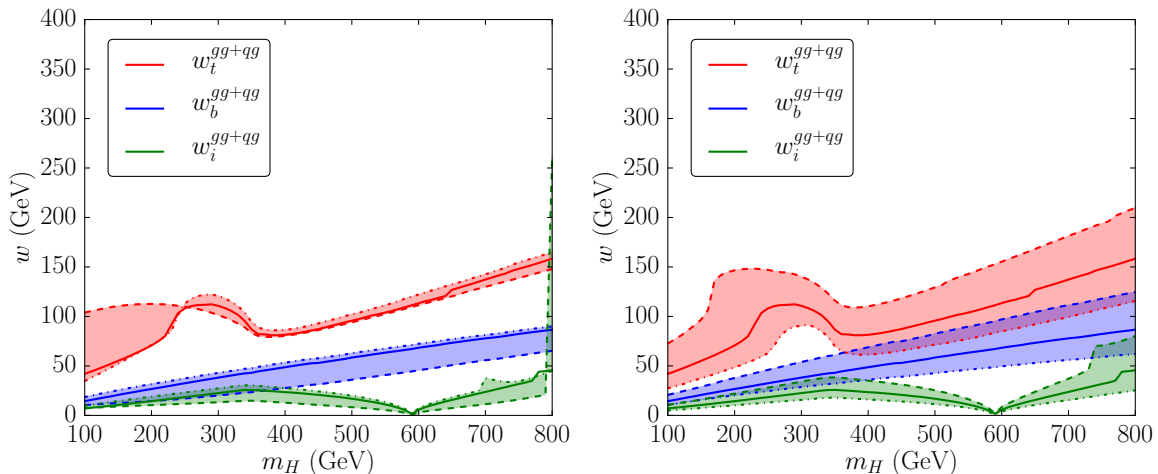


Figure 4. Auxiliary parameter sensitivity for the merged gg - qq scales. On the left, dependence of the scale determination on the choice of the value of the cut-off s_{soft} ; on the right dependence of the scale determination on the choice of the value $\bar{C} \in [0.05, 0.2]$. The dashed curves represent the values obtained by enlarging the parameter whose dependence is under study while the dot-dashed curves are obtained by the rescaling of the parameter to a smaller value.

hadronic Mandelstam invariant. To make an educated guess of the resummation scale, we have studied the partonic configuration which has the largest weight at hadron level; due to the PDF suppression at large x , this happens to be the smallest possible value of s . The choice $s = s_{\text{min}}$ satisfies this requirement but introduces an additional technical problem, namely the presence of soft divergences in the amplitude. To avoid this issue when computing the curves in figure 2 we have set $s = s_{\text{min}} + s_{\text{soft}}$ with $s_{\text{soft}} = (100 \text{ GeV})^2$. We have verified that the results are weakly dependent on the specific value of s_{soft} , as shown in figure 4 (left plot) where the bands describe the results, as a function of the Higgs mass, obtained with a variation of s_{soft} in a range $[1/10, 10]$ with respect to the central choice. In particular we remark that the scale prediction is stable for small values of s_{soft} , i.e. in the soft-emission region, phenomenologically the most relevant.

In figure 4 (right plot) we show the dependence of the scale determination on the value assigned to \bar{C} . The bands describe the results, as a function of the Higgs mass, obtained by varying the parameter in the interval $\bar{C} \in [0.05, 0.2]$. As expected, e.g. from the inspection of figure 2, there is a direct proportionality between the value of \bar{C} and the resulting scale w .

Due to the assumptions used in our procedure, we stress that the determination of the central value for w does not have an absolute meaning. It is rather the starting point to define an interval of reasonable values for the scale w that in turn should be used to compute an uncertainty band for the transverse momentum distribution.

4 Standard Model phenomenology

We consider now the evaluation of the Higgs transverse momentum distribution in proton-proton collisions at the LHC in the SM. We use the analytic results of [95] implemented in the public code `HRes` and the shower Monte Carlo implemented in the `POWHEG-BOX` [67]. For the former, we study the impact of different choices of the resummation scale μ_{res} ,

while with the latter we vary the value h which enters the damping factor D_h . In both cases we consider the possibility of a separate treatment of the top and of the bottom quark contributions. In the numerical analysis we use $m_t = 172.5$ GeV, $m_b = 4.75$ GeV, the PDF sets MSTW2008nlo68cl and MSTW2008nnlo68cl [96] with their corresponding values of $\alpha_s(m_Z)$. We chose $\mu_R = \mu_F = m_H$ as the renormalization and factorization scales. We use PYTHIA8 [97, 98] with the tune AU-CT10 to shower the POWHEG events. This specific tune was chosen since it is the same used by the ATLAS collaboration for their Higgs analyses. The center of mass energy at the LHC has been assumed to be $\sqrt{S} = 13$ TeV.

4.1 Comparison of POWHEG and HRes

The gluon fusion process, including the top and the bottom quark diagrams in the scattering amplitude, is a three-scale problem, as was already stressed in ref. [1] and as we have seen in the previous sections: the Higgs mass, the value of p_{\perp}^H and the mass of the quark. The bottom quark contributions spoil the validity of the factorization hypothesis for p_{\perp}^H values smaller than in the top quark case and require a dedicated treatment. In order to make explicit the role of the top and of the bottom quarks, the squared matrix elements can be rearranged as

$$|\mathcal{M}(\text{top} + \text{bot})|^2 = |\mathcal{M}(\text{top})|^2 + \left[|\mathcal{M}(\text{top} + \text{bot})|^2 - |\mathcal{M}(\text{top})|^2 \right], \quad (4.1)$$

where we have put in round bracket the quarks that run in the loops of the diagrams. The square brackets contain the top-bottom interference terms and the square of the modulus of the bottom amplitude. The rationale behind this rearrangement is that in the SM the dominant contribution to the gluon fusion is due to the top quark diagrams, while the bottom quark diagrams yield a correction to the former; it is thus reasonable to make one dedicated scale choice for the top quark and a second scale choice for all the other terms, even if they still include top quark diagrams via interference terms. We recall that by construction the total cross section does not depend on the value of the resummation scale in HRes (or equivalently of the scale h in POWHEG). This fact allows us to write the following identity

$$\sigma(\text{top} + \text{bot}) = \sigma(\text{top}, \mu_t) + [\sigma(\text{top} + \text{bot}, \mu_b) - \sigma(\text{top}, \mu_b)], \quad (4.2)$$

where here and after, with a slight abuse of notation, we have introduced the symbol $\sigma(q, \mu)$ to indicate the total cross section evaluated with the quark q in the loops, using, in the numerical code, the matching parameter at the scale μ . The latter is the resummation scale Q_i in HRes and the scale h in POWHEG.

This equation is trivial for the total cross section, and represents a possible recipe for the evaluation of differential observables, specifically the Higgs boson transverse momentum.⁵

For our phenomenological analysis we use two scales, one for the squared matrix element with only the top quark and one for the other contributions, to allow a comparison

⁵In POWHEG, at the differential level, the extraction of a specific contribution by subtraction is bound to introduce spurious terms due to the fact that the Sudakov form factor is non-universal. However, due to our specific scale choices that guarantee a good accuracy of the collinear approximation in the p_{\perp}^H range where the Sudakov form factor has its major effect, we can argue that in this region the argument in the exponent of the Sudakov factor is well approximated by the relevant universal expression $R/B \simeq \alpha_s P_{ij}/t$, limiting the impact of the spurious terms.

with the results presented in ref. [1]; we use a combination analogous to the one of eq. (4.2) to evaluate also the differential distributions.

In section 3.3 we have given an estimation of the uncertainty in the determination of the scales w by varying the auxiliary parameters that we have used in our computation. In theory it is possible to use the range of scales obtained with such a procedure as the range of values to be used for the matching parameter to estimate the uncertainty on the prediction for the transverse momentum distribution. However these values depend in a non-trivial manner on the Higgs mass considered. We observe that a variation by a factor of 2 of the central value widely covers the range of scales that we find with our explicit computation, thus yielding a conservative assessment of the uncertainty. To simplify the uncertainty-estimation procedure we have then decided to compute the uncertainty bands using the following standard prescription: we consider the 9 combinations of the pairs (μ_t, μ_b) of the two matching parameters, which can be obtained from the sets $(\bar{\mu}_t/2, \bar{\mu}_t, 2\bar{\mu}_t)$ and $(\bar{\mu}_b/2, \bar{\mu}_b, 2\bar{\mu}_b)$, where we called $\bar{\mu}_t$ and $\bar{\mu}_b$ the respective central values, and we take the envelope of all the predictions.

We consider the three following cases and, in each of them, we compute the uncertainty band according to the rule described above:

1. we use POWHEG and we set the scale of the top quark diagrams $h_t = m_H/2$ and the scale of the bottom quark contributions $h_b = m_b$
2. we use POWHEG and follow the analysis described in section 3 and in particular the values of table 1: we set $h_t = w_t = 48$ GeV and $h_b = w_i = 9$ GeV. The w_i is chosen over w_b since the interference terms yield a larger contribution to the process than the bottom quark squared matrix elements.
3. we use HRes at LO+NLL accuracy and set the resummation scale of the top quark diagrams $Q_1 = m_H/2$ and the resummation scale of the bottom quark contributions $Q_2 = m_b$, following the choices of ref. [1];

The distributions obtained with HRes and POWHEG share the same matrix elements that describe at NLO-QCD the inclusive Higgs boson production, and differ by subleading NNLO and by higher order terms, which might nevertheless be numerically relevant.

The comparison of the shape⁶ of the p_{\perp}^H distribution, in figure 5, of the results of item 1 (blue dot line) and 3 (dashed red line) is meant to expose the differences of the two codes taken with their default setup, when they are run with the same accuracy for the total cross section, NLO-QCD, and with the same value for the matching parameters. On the left we show the absolute comparison of the results, while on the right we show the ratio of the different predictions over the one obtained with POWHEG and the HRes scale choice (item 1).

As discussed in section 2 the two basic formulae used to generate the Higgs p_{\perp}^H spectrum differ by subleading $\mathcal{O}(\alpha_s^2)$ and higher-order terms, part of which are controlled by the resummation scale in HRes or by the h scale in POWHEG. For the above reason, even if we assign the same numerical values to the scales Q and h , we expect a certain level of discrepancy for the central predictions.

⁶With the term shape we mean that we have normalized the differential distribution to 1.

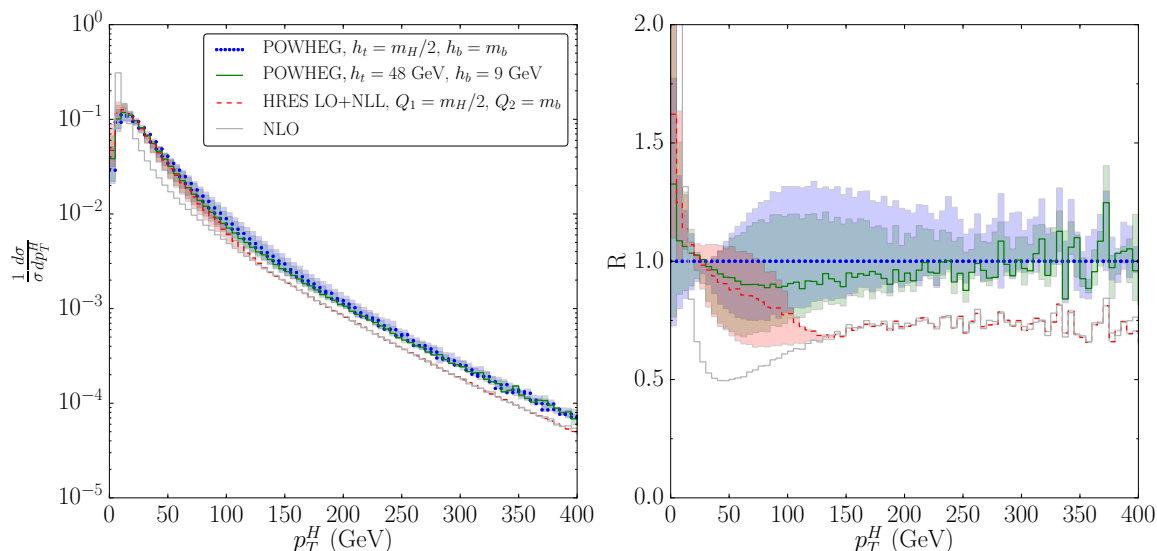


Figure 5. Shape of the transverse momentum distribution for a SM Higgs boson of $m_H = 125$ GeV as computed by HRes and POWHEG, for different values of the scales. On the left we show the absolute value of the shape, while on the right we normalize the results to the one obtained with our $h_t = m_H/2$ and $h_b = m_b$. In dotted blue we show the result obtained with $h_t = m_H/2$ and $h_b = m_b$; with a continuous green we show the prediction obtained with $h_t = w_t = 48$ GeV and $h_b = w_b = 9$ GeV; the dashed red line is prediction obtained with HRES at LO+NLL, with $Q_1 = m_H/2$ and $Q_2 = m_b$. For all the three curves we show the corresponding uncertainty bands using the same colors. With a continuous grey line we show the results obtained at NLO.

Indeed we see that in the region where resummation effects are relevant, the two codes behave differently, with HRes giving a softer distribution than POWHEG. Specifically, the shape of the distribution produced by HRes is larger than the one from POWHEG for $p_{\perp}^H \leq 50$ GeV, while for higher p_{\perp}^H the behavior is the opposite. In the high- p_{\perp}^H region, for $p_{\perp}^H \geq m_H$, we see that the HRes result coincides with the fixed-order distribution: in fact, the code HRes uses the full matched expression for p_{\perp}^H values smaller than m_H and implements a smooth transition to the pure fixed-order expression, which is used in the high- p_{\perp}^H tail; for this same reason, the HRes resummation scale uncertainty band vanishes in this part of the spectrum.

In the high- p_{\perp}^H range POWHEG shows a distribution harder than the fixed-order one, because of the showering effects applied on top of the POWHEG formula for the first emission.

Since HRes does not include non-perturbative effects, which are present in the selected tune of the PYTHIA shower, an additional problem in the comparison emerges: the non-perturbative effects are relevant at small transverse momenta of the radiated partons. In addition, in the low- p_{\perp}^H region, the different expression of the HRes and POWHEG Sudakov form factors (for the latter see equation (2.4)) has a role to determine the precise shape of the distribution. By construction, the unitarity constraint, that forces the total cross section to be always preserved, implies an anti-correlation between the low- p_{\perp}^H and the high- p_{\perp}^H parts of the spectrum.

The comparison in figure 5 of the results of approximations 1 and 2 shows the sensitivity, within the POWHEG formulation of the matching, to the h scale variations. The two

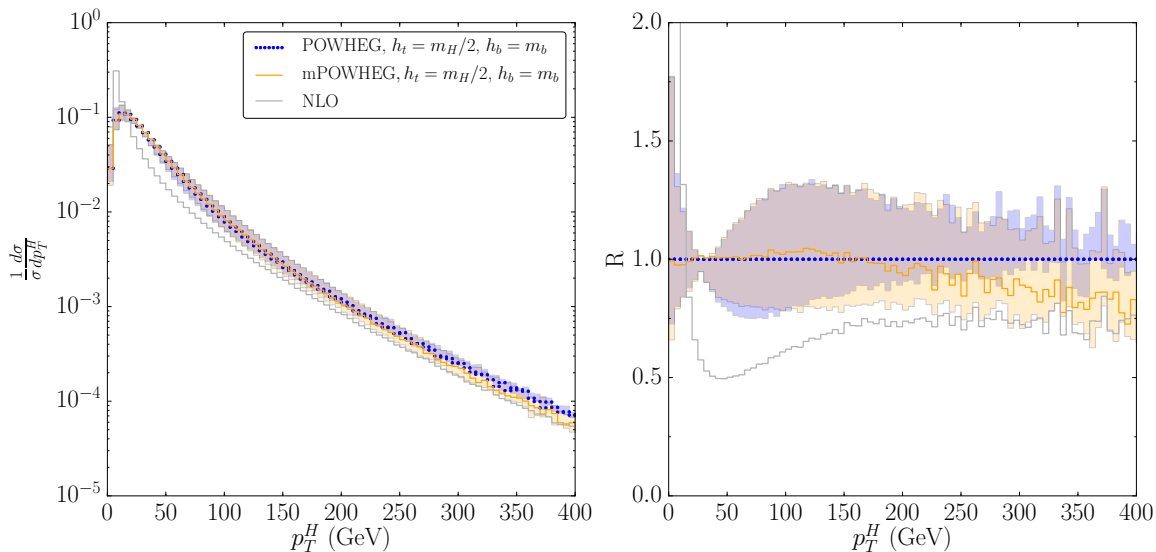


Figure 6. Comparison of the p_{\perp}^H spectrum of the Higgs boson in the SM, with our scale choices, using the default POWHEG-BOX implementation (blue) and the one with the modified SCALUP prescription for the remnant events (orange).

central values lie in the uncertainty bands obtained with the other scale choice. The main difference can be observed at small p_{\perp}^H , whereas the deviation for $50 \leq p_{\perp}^H \leq 150$ GeV can be interpreted as a consequence of the unitarity constraint.

We observe, by using $h_t = w_t$ and $h_b = w_b$, an accidental improvement of the agreement between HRes and POWHEG in the region of $p_{\perp}^H < 100$ GeV, where the two central values lie close to each other.

In figure 6 we present the impact in POWHEG of a different choice of the variable SCALUP, as discussed in section 2.3. We set $SCALUP = h_t$, a constant value, while we keep unchanged all the other parameters and in particular the value of the scales $h_{t,b}$ in the damping factor $D(h)$. The choice for the SCALUP value is in accordance with the dominant role played by the top-quark loop in the SM. We observe that the central prediction of this modified POWHEG version is lower than the default one for $p_{\perp}^H \geq 200$ GeV and tends to recover the fixed-order distribution at large transverse momenta. We interpret the reduction of the differential cross section at large p_{\perp}^H as due to the missing contribution in this region from the PS emissions. The accuracy of the latter is questionable, since the PS is based on the soft/collinear approximation and might be inadequate to describe large- p_{\perp}^H radiation.

5 Beyond SM phenomenology

The description of the Higgs transverse momentum distribution in the SM, with $m_H = 125$ GeV, is characterized by the dominant role played by the top-quark contribution, such that the bottom-quark effects can be treated as a correction. Moreover, with a light scalar Higgs, the HQEFT limit is a good approximation of the full SM, and the determination of

the scale of validity of the collinear approximation (and hence of the applicability range of the resummation techniques) reduces to a problem involving only m_H and p_{\perp}^H .

At variance with the previous case, and still in the SM, we know that with a heavy Higgs boson, the description of the p_{\perp}^H distribution is a multiscale problem; indeed, the minimal energy scale necessary to produce the final state immediately probes the top-quark loop.

In a generic BSM scenario it is possible to consider enhanced couplings of the bottom quarks to a relatively heavy Higgs boson, scalar or pseudoscalar. In these configurations, our intuition, accustomed to a light SM-like Higgs phenomenology, may fail in the determination of the correct regime where the resummation techniques can be safely applied. Since a priori we do not know exactly how the contributions from the different quarks interplay in the full result, following ref. [77], we can generalize eq. (4.2) to

$$\begin{aligned} \sigma(\text{top} + \text{bot}) &= \sigma(\text{top}, \mu_t) + \sigma(\text{bot}, \mu_b) \\ &+ [\sigma(\text{top} + \text{bot}, \mu_i) - \sigma(\text{top}, \mu_i) - \sigma(\text{bot}, \mu_i)] , \end{aligned} \quad (5.1)$$

where the last term allows us to use a separate scale for the top-bottom interference term. As before, the parton level analyses discussed in section 3 provide a model independent *ansatz* for the three relevant scales, $\mu_{t,b,i}$: these are the scales w_t, w_b and w_i , listed in tables 1 and 2 as a function of the Higgs boson mass.

In order to illustrate the phenomenological consequences of our study, we show our predictions in the 2HDM and in the MSSM⁷ and we compute the uncertainty bands with an extension of the procedure described in section 4: we consider all the 27 combinations of the three matching scales and then take their envelope. The range of scales spanned represents again a conservative choice to assess the matching uncertainty.

5.1 2HDM phenomenology

We consider the type-II 2HDM. We adopt a purely heuristic approach to show the impact of our study, choosing the 2HDM parameters that are relevant for the gluon fusion process by following only the requirement that they represent three different scenarios: one where the cross section is dominated by the top-quark; one where the contribution of the top and the bottom quark are of the same order of magnitude; and one where the process is dominated by the bottom quark matrix elements. The explicit values for the parameters are reported in table 3 for all the three scenarios. In all three cases we choose to study a heavy Higgs of $m_H = 500$ GeV. The corresponding values for the scales are $w_t = 96$ GeV, $w_b = 58$ GeV and $w_i = 17$ GeV. For the simulation we adopt the Monte Carlo generator `gg_H_2HDM` available in the POWHEG-BOX.

We now present our best predictions obtained with the three-scale procedure and check how well they are approximated by a one-scale approach.

In figure 7 we show the results for the first scenario. In this case we have that the process is dominated by top quark contribution. Indeed we notice that the three scales result is well approximated by the one scale result with the scale taken equal to the top scale.

⁷A detailed comparison with the approach of ref. [77] is currently ongoing [79].

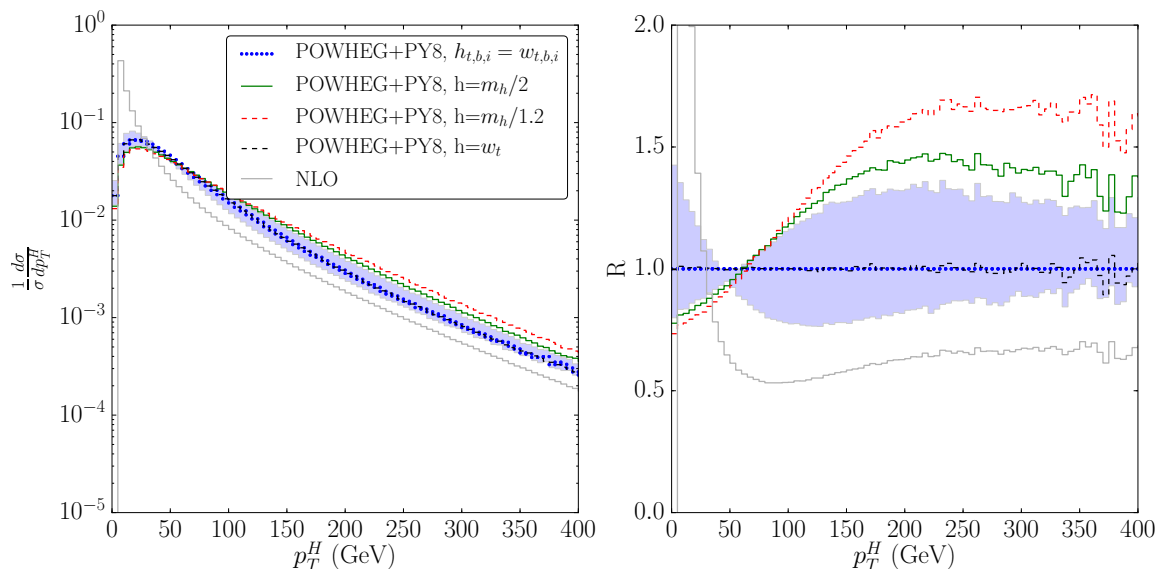


Figure 7. Shape of the transverse momentum distribution for the heavy CP-even scalar H, as computed by the `gg_H_2HDM` generator in the 2HDM scenario A. On the left we show the absolute value of the shape, while on the right we normalize the results to the one obtained with the scales determined by our procedure, $h_t = w_t = 96$ GeV, $h_b = w_b = 58$ GeV and $h_i = w_i = 17$ GeV. In dotted blue we show the result obtained with our scale choice, its uncertainty band drawn in lighter blue; with a continuous green (dashed red line) we show the prediction obtained with $h = m_h/2$ ($h = m_h/1.2$). In dashed black we show the results obtained with a single run with the scale h set to w_t . Finally in gray we show the NLO prediction.

| 2HDM scenarios | | | |
|------------------------|------------|------------|------------|
| Parameter | Scenario A | Scenario B | Scenario C |
| m_H (GeV) | 500 | 500 | 500 |
| $\tan \beta$ | 1 | 12 | 50 |
| $\sin(\beta - \alpha)$ | 1 | 1 | 1 |

Table 3. Values of the relevant 2HDM parameters for the three type-II scenarios considered in the text.

On the other hand, in the second case shown in figure 8, we have that the contributions coming from the two quarks are of the same order of magnitude. In this case we observe that the result obtained by using three scales is not recovered by simulations with just a single scale, with either the top or the bottom one.

Finally, in figure 9 we see that in the bottom dominated scenario, we have a similar situation as in the top dominated case, though the scale to be used in a one scale run is w_b instead of w_t .

In all three cases we stress that the using values of the order of $m_H/2$ or $m_H/1.2$ for the matching parameter h yields results that are in the best case at the limit of the uncertainty band.

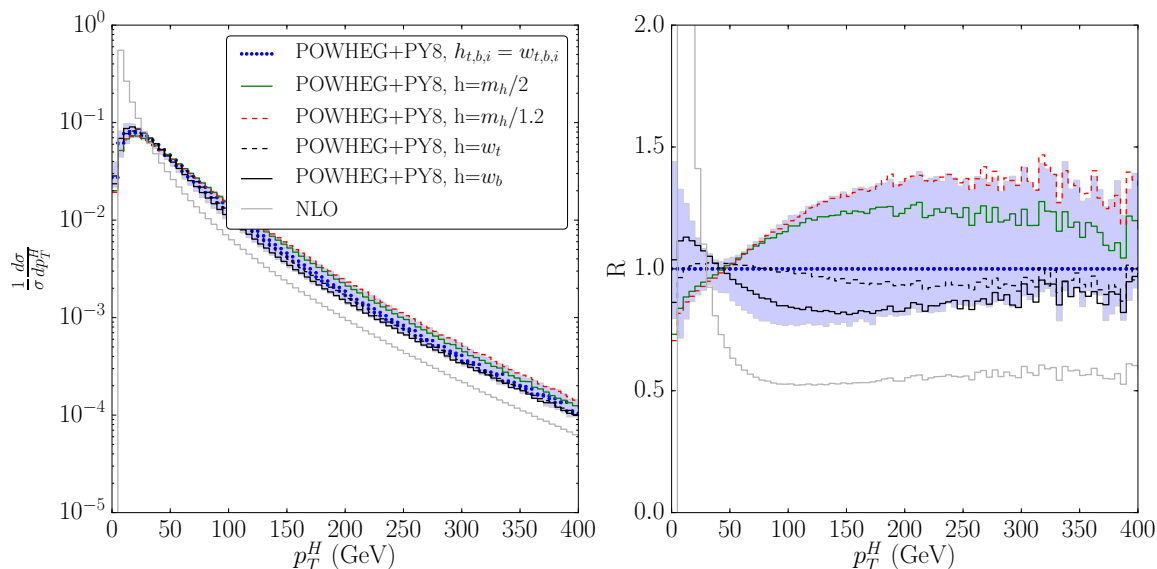


Figure 8. Same as in figure 7 but for 2HDM scenario B. Here the dashed black line is obtained with a single run with $h = w_t$ while the continuous black line corresponds to $h = w_b$.

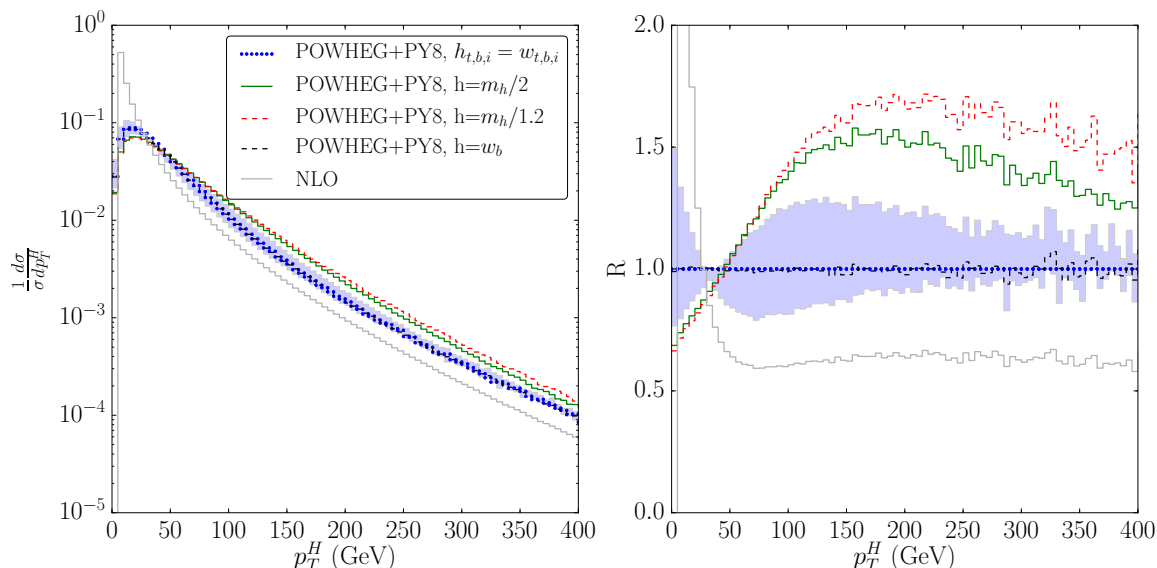


Figure 9. Same as in figure 7 but for 2HDM scenario C. Here the dashed black line is obtained with a single run with $h = w_b$.

5.2 MSSM phenomenology

We consider an explicit example in the MSSM by taking, in its parameter space, a point still allowed by the most recent available data, according to the analysis of ref. [99], and to the results of the code `HiggsBounds` [100–103]. The same point has been considered also in ref. [77]. We choose the so called $m_h^{\text{mod}+}$ scenario defined in ref. [99] and set $M_A = 500$ GeV and $\tan\beta = 17$ to fully specify our input parameters; as a result we obtain that the masses of the two CP-even Higgses are respectively $m_h = 125.6$ GeV and $m_H = 499.9$ GeV. The corresponding values of the w scales are: $w_t = 96$ (109) GeV, $w_b = 58$ (58) GeV and

$w_i = 17$ (14) GeV, for a scalar (pseudoscalar) boson. We use these values to set the $\mu_{t,b,i}$ parameters that enter eq. (5.1). For the simulation we adopt the Monte Carlo generator `gg_H_MSSM` available in the `POWHEG-BOX`. In the simulation we include the full particle content of the MSSM. We do not expect an important contribution from the squarks because in this point of the MSSM parameter space their masses are, respectively, $m_{\tilde{t}_1} = 876$ GeV, $m_{\tilde{t}_2} = 1134$ GeV, $m_{\tilde{b}_1} = 1007$ GeV and $m_{\tilde{b}_2} = 999$ GeV.

With this specific parameter choice, the light CP-even Higgs is similar to the SM scalar, not only for the total cross section, but also for the shape of the p_{\perp}^H distribution. The heavy CP-even scalar and the pseudoscalar bosons have instead different properties, because of the different coupling strength to the top and to the bottom quarks.

In figures 10 and 11 we show the results for the shape of the transverse momentum distribution in the case of the light CP-even Higgs (top plot) and of the heavy CP-even Higgs (bottom plot). We do not show the plot for the pseudoscalar since we expect a behavior similar to the one of the heavy Higgs. Besides plotting the central values and the uncertainty band corresponding to our scale choice, we also show the results obtained with only one matching scale, with the commonly used prescriptions $h = m_{h,H}/2$ and $h = m_{h,H}/1.2$. We observe that the three choices yield a different shape of the distribution in the soft region where resummation effects are important: the scale choices $h = m_{h,H}/2$ and $h = m_{h,H}/1.2$ give a suppression in the first bins and an enhancement for p_{\perp}^H larger than 40 GeV with respect to the distribution obtained following eq. (5.1). In the case of a light Higgs, we see that the central value obtained with $h = m_h/2$ is contained in the uncertainty band of the prediction computed by using three scales, while the result corresponding to $h = m_h/1.2$ is at the edge of the same uncertainty band. In the case of the heavy CP-even Higgs, the $h = m_H/2$ and $h = m_H/1.2$ curves lie outside the uncertainty band of the three-scale result; they deviate from its central value by $\mathcal{O}(40\%)$, both in the low- and in the high- p_{\perp}^H tails.

6 Conclusions

The study of the Higgs transverse momentum distribution may provide important insights about the properties of the recently discovered scalar resonance. The theoretical prediction of this observable requires, in the region of small p_{\perp}^H values, the resummation to all orders of terms enhanced by powers of $\log(p_{\perp}^H/m_H)$, while at large values of p_{\perp}^H , fixed-order calculations provide the most accurate description available. The consistent matching of the two approaches requires the introduction of a momentum scale, that separates the soft and the hard p_{\perp}^H regions.

Since the validity of the resummation formalism relies on the collinear factorization of the squared matrix elements describing real parton emissions, we investigated the accuracy of the collinear approximation in the gluon fusion process, in the presence of an exact description of the top and bottom quarks running in the virtual loop. The discussion involves three scales, namely the Higgs mass, the Higgs transverse momentum and the quark masses.

Relying on the collinear singularities structure of the $\mathcal{O}(\alpha_s)$ real matrix elements, we determined, in a model independent way, as a function only of the Higgs and the quark

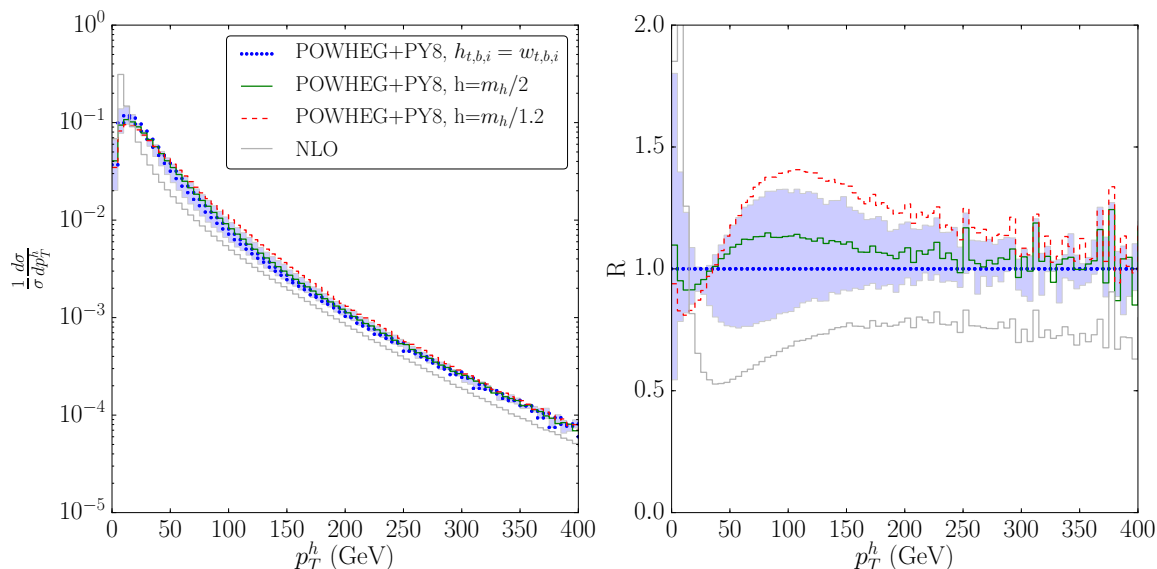


Figure 10. Shape of the transverse momentum distribution for light CP-even scalar h , as computed by the `gg_HMSSM` generator for $\tan\beta = 17$ and $m_A = 500$ GeV in the $m_h^{\text{mod}+}$ scenario. On the left we show the absolute value of the shape, while on the right we normalize the results to the one obtained with our scale choice. In dotted blue we show the result obtained with our scale choice, its uncertainty band drawn in lighter blue; with a continuous green (dashed red line, we show) the prediction obtained with $h = m_h/2$ ($h = m_h/1.2$).

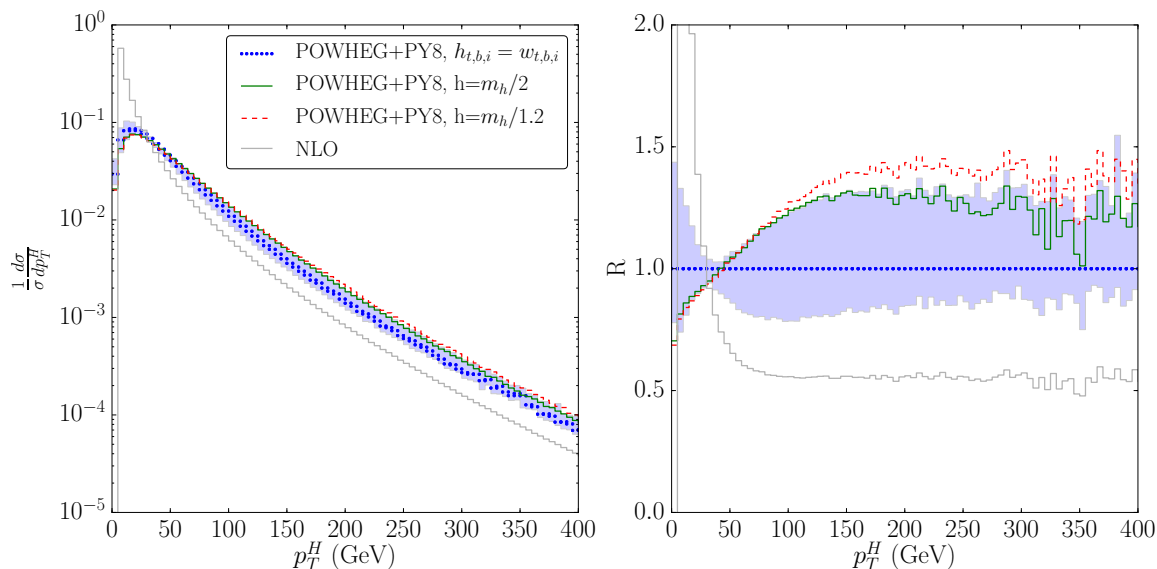


Figure 11. Same as in figure 10, but now for the heavy CP-even scalar H .

masses, three scales, w_t, w_b and w_i , associated to the terms in the full squared matrix elements containing only the top-, only the bottom-quark contributions or the top-bottom interference terms. Their values, presented in tables 1 and 2 and, with a finer scan of the Higgs mass, in appendix A, represent our main result. These scales are derived from a

parton-level analysis and can be eventually used in any hadron-level computation (analytic or Monte Carlo) of the Higgs p_{\perp}^H distribution, following eq. (5.1). They indicate the upper limit of the p_{\perp}^H range where the resummed part of the cross section can be evaluated in a reliable way, because of the good accuracy of the collinear approximation of the full squared matrix elements. They represent an *ansatz* for the matching scales, whose values do not have an absolute meaning, but are rather the starting points to build an uncertainty band.

The procedure to compute an uncertainty band is described in section 4 and offers a simple but quite conservative recipe to derive this band. A more aggressive approach would exploit the scales obtained with a variation of the parameter $\bar{C} \in [0.05, 0.2]$, as discussed in section 3.

Our analysis is relevant for an accurate prediction of the Higgs p_{\perp}^H distribution, both in the SM and in BSM scenarios. In the latter case, our approach allows us to decompose the different contributions to the p_{\perp}^H distribution, also in the presence of a non trivial interplay between the Higgs transverse momentum and the Higgs, top and bottom masses, for any generic ratio between the strength of the couplings of the Higgs boson to the top and to the bottom quarks.

The description of the Higgs transverse momentum distribution, based on the use of three different scales for the matching parameter, represents our best *ansatz* for this observable. We remark, however, that in various cases this result can be accurately approximated with only one run that uses one single scale, the one associated to the dominant contribution to the scattering amplitude. This conclusion is obviously possible only *a posteriori*.

We stress the impact of the matching scale determination with one final comment, relevant in the context of the searches for new heavy scalars, referring to the results shown in figures 10 and 11. Our procedure defines the scales $w_{t,b,i}$, whose variation in a given range is then exploited to compute an uncertainty band of the distribution. The results presented in section 5 are obtained with a conservative choice for the range of scale variation, as described at the beginning of the same section. The use of a single-scale simulation, with the matching scale set equal to the commonly adopted SM value $m_H/2$, can lead to predictions that lie outside of this most conservative uncertainty band described above and that can differ with respect to our best central value by 30-40% both in the low- and in the high- p_{\perp}^H tails of the distribution.

Acknowledgments

We would like to thank Giancarlo Ferrera, Stefano Frixione, Massimiliano Grazzini and Carlo Oleari for many discussions on the subject. We thank Giuseppe Degrossi, Robert Harlander, Hendrik Mantler, Pietro Slavich and Marius Wiesemann for carefully reading the manuscript. We are indebted with Paolo Nason for several suggestions and clarifications about POWHEG.

E.B. was partially supported by the EU ITN grant LHCPHenoNet, PITN-GA-2010-264564. A.V. is supported in part by an Italian PRIN2010 grant, by a European Investment Bank EIBURS grant, and by the European Commission through the HiggsTools Initial Training Network PITN-GA-2012-316704. A.V. thanks the LPTHE, the University “Pierre et Marie Curie” Paris VI and the Institut Lagrange in Paris for financial support in summer 2013.

A Scan over the Higgs mass of the scales $w_{t,b,i}$

In the appendix we include two tables with the values of the combined gg - qq collinear-deviation scales, for scalar and pseudoscalar masses between 100 GeV and 500 GeV, separately for the top, the bottom and the interference contribution. The top pole mass has been set to 172.5 GeV, while the bottom pole mass is equal 4.75 GeV, following the prescription by the Higgs Cross section Working Group (HXSWG).

The merging of the scales was implemented by using the information on the relative importance of the two partonic subprocess as given by the code `SusHi`[94]. The latter was run at $\sqrt{S} = 13$ TeV using the `MSTW2008nlo68c1` PDF set and setting $\mu_r = \mu_f = m_H$.

| Scalar and pseudoscalar collinear deviation scale w (GeV) | | | | | | | |
|---|---------------|---------------|---------------|-------------|---------------|---------------|---------------|
| m_H (GeV) | w_t^{gg+qq} | w_b^{gg+qq} | w_i^{gg+qq} | m_A (GeV) | w_t^{gg+qq} | w_b^{gg+qq} | w_i^{gg+qq} |
| 100 | 42 | 14 | 7 | 100 | 43 | 14 | 8 |
| 110 | 44 | 16 | 8 | 110 | 46 | 16 | 9 |
| 120 | 47 | 17 | 8 | 120 | 50 | 17 | 10 |
| 125 | 48 | 18 | 9 | 125 | 52 | 18 | 10 |
| 130 | 50 | 18 | 9 | 130 | 53 | 18 | 10 |
| 140 | 52 | 19 | 10 | 140 | 57 | 19 | 11 |
| 150 | 55 | 21 | 11 | 150 | 61 | 21 | 12 |
| 160 | 58 | 22 | 11 | 160 | 65 | 22 | 13 |
| 170 | 61 | 23 | 12 | 170 | 70 | 23 | 14 |
| 180 | 64 | 24 | 13 | 180 | 75 | 24 | 14 |
| 190 | 67 | 26 | 14 | 190 | 82 | 26 | 15 |
| 200 | 71 | 27 | 14 | 200 | 102 | 27 | 16 |
| 210 | 75 | 28 | 15 | 210 | 107 | 28 | 17 |
| 220 | 80 | 29 | 16 | 220 | 109 | 29 | 18 |
| 230 | 92 | 30 | 17 | 230 | 110 | 30 | 18 |
| 240 | 103 | 31 | 18 | 240 | 112 | 31 | 19 |
| 250 | 108 | 32 | 18 | 250 | 112 | 33 | 20 |
| 260 | 111 | 34 | 19 | 260 | 111 | 34 | 21 |
| 270 | 112 | 35 | 20 | 270 | 110 | 35 | 22 |
| 280 | 112 | 36 | 21 | 280 | 108 | 36 | 23 |
| 290 | 112 | 37 | 22 | 290 | 106 | 37 | 24 |
| 300 | 111 | 38 | 23 | 300 | 103 | 38 | 25 |
| 310 | 108 | 39 | 23 | 310 | 99 | 39 | 26 |
| 320 | 105 | 40 | 24 | 320 | 94 | 40 | 26 |
| 330 | 101 | 41 | 25 | 330 | 87 | 41 | 26 |
| 340 | 95 | 42 | 26 | 340 | 77 | 43 | 26 |
| 350 | 87 | 43 | 26 | 350 | 70 | 43 | 23 |
| 360 | 82 | 44 | 25 | 360 | 74 | 44 | 20 |
| 370 | 82 | 46 | 25 | 370 | 78 | 46 | 19 |
| 380 | 81 | 47 | 24 | 380 | 81 | 47 | 17 |
| 390 | 81 | 48 | 24 | 390 | 83 | 48 | 15 |

Table 4. Values of the scales $w_{t,b,i}^{gg+qq}$ as a function of the scalar and pseudoscalar Higgs mass.

| Scalar and pseudoscalar collinear deviation scale w (GeV) | | | | | | | |
|---|---------------|---------------|---------------|-------------|---------------|---------------|---------------|
| m_H (GeV) | w_t^{gg+qg} | w_b^{gg+qg} | w_i^{gg+qg} | m_A (GeV) | w_t^{gg+qg} | w_b^{gg+qg} | w_i^{gg+qg} |
| 400 | 81 | 49 | 23 | 400 | 86 | 49 | 14 |
| 410 | 82 | 50 | 23 | 410 | 88 | 50 | 12 |
| 420 | 83 | 51 | 23 | 420 | 91 | 51 | 11 |
| 430 | 85 | 52 | 22 | 430 | 93 | 52 | 9 |
| 440 | 86 | 53 | 21 | 440 | 95 | 53 | 6 |
| 450 | 87 | 53 | 21 | 450 | 98 | 53 | 2 |
| 460 | 89 | 54 | 20 | 460 | 100 | 54 | 6 |
| 470 | 91 | 55 | 19 | 470 | 102 | 55 | 8 |
| 480 | 92 | 56 | 19 | 480 | 105 | 56 | 10 |
| 490 | 94 | 57 | 18 | 490 | 107 | 57 | 12 |
| 500 | 96 | 58 | 17 | 500 | 109 | 58 | 14 |
| 510 | 97 | 59 | 16 | 510 | 112 | 59 | 16 |
| 520 | 99 | 60 | 15 | 520 | 114 | 60 | 18 |
| 530 | 101 | 61 | 14 | 530 | 116 | 61 | 20 |
| 540 | 102 | 62 | 12 | 540 | 118 | 62 | 21 |
| 550 | 104 | 63 | 11 | 550 | 120 | 63 | 23 |
| 560 | 106 | 64 | 10 | 560 | 122 | 64 | 25 |
| 570 | 107 | 65 | 8 | 570 | 125 | 65 | 27 |
| 580 | 109 | 66 | 5 | 580 | 127 | 66 | 29 |
| 590 | 111 | 67 | 2 | 590 | 129 | 67 | 38 |
| 600 | 113 | 68 | 6 | 600 | 132 | 68 | 39 |
| 610 | 115 | 69 | 8 | 610 | 134 | 69 | 40 |
| 620 | 117 | 70 | 10 | 620 | 136 | 70 | 41 |
| 630 | 119 | 71 | 12 | 630 | 138 | 71 | 43 |
| 640 | 121 | 72 | 14 | 640 | 140 | 72 | 44 |
| 650 | 127 | 73 | 16 | 650 | 143 | 73 | 46 |
| 660 | 129 | 74 | 17 | 660 | 145 | 74 | 48 |
| 670 | 131 | 75 | 19 | 670 | 153 | 75 | 51 |
| 680 | 133 | 76 | 21 | 680 | 155 | 76 | 54 |
| 690 | 135 | 77 | 22 | 690 | 157 | 77 | 57 |
| 700 | 137 | 78 | 24 | 700 | 160 | 77 | 60 |
| 710 | 139 | 79 | 25 | 710 | 162 | 78 | 64 |
| 720 | 141 | 79 | 27 | 720 | 165 | 79 | 68 |
| 730 | 143 | 80 | 28 | 730 | 167 | 80 | 74 |
| 740 | 146 | 81 | 30 | 740 | 170 | 81 | 81 |
| 750 | 148 | 82 | 32 | 750 | 172 | 82 | 91 |
| 760 | 150 | 83 | 33 | 760 | 174 | 83 | 235 |
| 770 | 152 | 84 | 35 | 770 | 177 | 84 | 234 |
| 780 | 154 | 85 | 44 | 780 | 179 | 84 | 233 |
| 790 | 156 | 86 | 45 | 790 | 181 | 85 | 232 |
| 800 | 158 | 87 | 46 | 800 | 184 | 86 | 239 |

Table 5. Values of the scales $w_{t,b,i}^{gg+qg}$ as a function of the scalar and pseudoscalar Higgs mass.

Open Access. This article is distributed under the terms of the Creative Commons Attribution License ([CC-BY 4.0](https://creativecommons.org/licenses/by/4.0/)), which permits any use, distribution and reproduction in any medium, provided the original author(s) and source are credited.

References

- [1] M. Grazzini and H. Sargsyan, *Heavy-quark mass effects in Higgs boson production at the LHC*, *JHEP* **09** (2013) 129 [[arXiv:1306.4581](https://arxiv.org/abs/1306.4581)] [[INSPIRE](#)].
- [2] ATLAS collaboration, *Observation of a new particle in the search for the Standard Model Higgs boson with the ATLAS detector at the LHC*, *Phys. Lett. B* **716** (2012) 1 [[arXiv:1207.7214](https://arxiv.org/abs/1207.7214)] [[INSPIRE](#)].
- [3] CMS collaboration, *Observation of a new boson at a mass of 125 GeV with the CMS experiment at the LHC*, *Phys. Lett. B* **716** (2012) 30 [[arXiv:1207.7235](https://arxiv.org/abs/1207.7235)] [[INSPIRE](#)].
- [4] LHC HIGGS CROSS SECTION WORKING GROUP collaboration, S. Dittmaier et al., *Handbook of LHC Higgs Cross sections: 1. Inclusive Observables*, [arXiv:1101.0593](https://arxiv.org/abs/1101.0593) [[INSPIRE](#)].
- [5] LHC HIGGS CROSS SECTION WORKING GROUP collaboration, S. Dittmaier et al., *Handbook of LHC Higgs Cross sections: 2. Differential Distributions*, [arXiv:1201.3084](https://arxiv.org/abs/1201.3084) [[INSPIRE](#)].
- [6] LHC HIGGS CROSS SECTION WORKING GROUP collaboration, J.R. Andersen et al., *Handbook of LHC Higgs Cross sections: 3. Higgs Properties*, [arXiv:1307.1347](https://arxiv.org/abs/1307.1347) [[INSPIRE](#)].
- [7] S. Dawson, *Radiative corrections to Higgs boson production*, *Nucl. Phys. B* **359** (1991) 283 [[INSPIRE](#)].
- [8] A. Djouadi, M. Spira and P.M. Zerwas, *Production of Higgs bosons in proton colliders: QCD corrections*, *Phys. Lett. B* **264** (1991) 440 [[INSPIRE](#)].
- [9] M. Spira, A. Djouadi, D. Graudenz and P.M. Zerwas, *Higgs boson production at the LHC*, *Nucl. Phys. B* **453** (1995) 17 [[hep-ph/9504378](https://arxiv.org/abs/hep-ph/9504378)] [[INSPIRE](#)].
- [10] R.V. Harlander, *Virtual corrections to $gg \rightarrow H$ to two loops in the heavy top limit*, *Phys. Lett. B* **492** (2000) 74 [[hep-ph/0007289](https://arxiv.org/abs/hep-ph/0007289)] [[INSPIRE](#)].
- [11] R.V. Harlander and W.B. Kilgore, *Soft and virtual corrections to $p\bar{p} \rightarrow H + X$ at NNLO*, *Phys. Rev. D* **64** (2001) 013015 [[hep-ph/0102241](https://arxiv.org/abs/hep-ph/0102241)] [[INSPIRE](#)].
- [12] S. Catani, D. de Florian and M. Grazzini, *Higgs production in hadron collisions: Soft and virtual QCD corrections at NNLO*, *JHEP* **05** (2001) 025 [[hep-ph/0102227](https://arxiv.org/abs/hep-ph/0102227)] [[INSPIRE](#)].
- [13] R.V. Harlander and W.B. Kilgore, *Next-to-next-to-leading order Higgs production at hadron colliders*, *Phys. Rev. Lett.* **88** (2002) 201801 [[hep-ph/0201206](https://arxiv.org/abs/hep-ph/0201206)] [[INSPIRE](#)].
- [14] C. Anastasiou and K. Melnikov, *Higgs boson production at hadron colliders in NNLO QCD*, *Nucl. Phys. B* **646** (2002) 220 [[hep-ph/0207004](https://arxiv.org/abs/hep-ph/0207004)] [[INSPIRE](#)].
- [15] V. Ravindran, J. Smith and W.L. van Neerven, *NNLO corrections to the total cross-section for Higgs boson production in hadron hadron collisions*, *Nucl. Phys. B* **665** (2003) 325 [[hep-ph/0302135](https://arxiv.org/abs/hep-ph/0302135)] [[INSPIRE](#)].
- [16] S. Moch and A. Vogt, *Higher-order soft corrections to lepton pair and Higgs boson production*, *Phys. Lett. B* **631** (2005) 48 [[hep-ph/0508265](https://arxiv.org/abs/hep-ph/0508265)] [[INSPIRE](#)].

- [17] V. Ravindran, *Higher-order threshold effects to inclusive processes in QCD*, *Nucl. Phys. B* **752** (2006) 173 [[hep-ph/0603041](#)] [[INSPIRE](#)].
- [18] R.D. Ball, M. Bonvini, S. Forte, S. Marzani and G. Ridolfi, *Higgs production in gluon fusion beyond NNLO*, *Nucl. Phys. B* **874** (2013) 746 [[arXiv:1303.3590](#)] [[INSPIRE](#)].
- [19] S. Buehler and A. Lazopoulos, *Scale dependence and collinear subtraction terms for Higgs production in gluon fusion at N³LO*, *JHEP* **10** (2013) 096 [[arXiv:1306.2223](#)] [[INSPIRE](#)].
- [20] C. Anastasiou et al., *Higgs boson gluon-fusion production at threshold in N³LO QCD*, *Phys. Lett. B* **737** (2014) 325 [[arXiv:1403.4616](#)] [[INSPIRE](#)].
- [21] C. Anastasiou, C. Duhr, F. Dulat, F. Herzog and B. Mistlberger, *Higgs Boson Gluon-Fusion Production in QCD at Three Loops*, *Phys. Rev. Lett.* **114** (2015) 212001 [[arXiv:1503.06056](#)] [[INSPIRE](#)].
- [22] R. Harlander and P. Kant, *Higgs production and decay: Analytic results at next-to-leading order QCD*, *JHEP* **12** (2005) 015 [[hep-ph/0509189](#)] [[INSPIRE](#)].
- [23] C. Anastasiou, S. Beerli, S. Bucherer, A. Daleo and Z. Kunszt, *Two-loop amplitudes and master integrals for the production of a Higgs boson via a massive quark and a scalar-quark loop*, *JHEP* **01** (2007) 082 [[hep-ph/0611236](#)] [[INSPIRE](#)].
- [24] U. Aglietti, R. Bonciani, G. Degrossi and A. Vicini, *Analytic Results for Virtual QCD Corrections to Higgs Production and Decay*, *JHEP* **01** (2007) 021 [[hep-ph/0611266](#)] [[INSPIRE](#)].
- [25] R. Bonciani, G. Degrossi and A. Vicini, *Scalar particle contribution to Higgs production via gluon fusion at NLO*, *JHEP* **11** (2007) 095 [[arXiv:0709.4227](#)] [[INSPIRE](#)].
- [26] S. Marzani, R.D. Ball, V. Del Duca, S. Forte and A. Vicini, *Higgs production via gluon-gluon fusion with finite top mass beyond next-to-leading order*, *Nucl. Phys. B* **800** (2008) 127 [[arXiv:0801.2544](#)] [[INSPIRE](#)].
- [27] R.V. Harlander and K.J. Ozeren, *Top mass effects in Higgs production at next-to-next-to-leading order QCD: Virtual corrections*, *Phys. Lett. B* **679** (2009) 467 [[arXiv:0907.2997](#)] [[INSPIRE](#)].
- [28] R.V. Harlander and K.J. Ozeren, *Finite top mass effects for hadronic Higgs production at next-to-next-to-leading order*, *JHEP* **11** (2009) 088 [[arXiv:0909.3420](#)] [[INSPIRE](#)].
- [29] A. Pak, M. Rogal and M. Steinhauser, *Virtual three-loop corrections to Higgs boson production in gluon fusion for finite top quark mass*, *Phys. Lett. B* **679** (2009) 473 [[arXiv:0907.2998](#)] [[INSPIRE](#)].
- [30] A. Pak, M. Rogal and M. Steinhauser, *Finite top quark mass effects in NNLO Higgs boson production at LHC*, *JHEP* **02** (2010) 025 [[arXiv:0911.4662](#)] [[INSPIRE](#)].
- [31] R.V. Harlander, H. Mantler, S. Marzani and K.J. Ozeren, *Higgs production in gluon fusion at next-to-next-to-leading order QCD for finite top mass*, *Eur. Phys. J. C* **66** (2010) 359 [[arXiv:0912.2104](#)] [[INSPIRE](#)].
- [32] M. Krämer, E. Laenen and M. Spira, *Soft gluon radiation in Higgs boson production at the LHC*, *Nucl. Phys. B* **511** (1998) 523 [[hep-ph/9611272](#)] [[INSPIRE](#)].
- [33] S. Catani, D. de Florian, M. Grazzini and P. Nason, *Soft gluon resummation for Higgs boson production at hadron colliders*, *JHEP* **07** (2003) 028 [[hep-ph/0306211](#)] [[INSPIRE](#)].

- [34] A. Idilbi, X.-d. Ji, J.-P. Ma and F. Yuan, *Threshold resummation for Higgs production in effective field theory*, *Phys. Rev. D* **73** (2006) 077501 [[hep-ph/0509294](#)] [[INSPIRE](#)].
- [35] A. Idilbi, X.-d. Ji and F. Yuan, *Resummation of threshold logarithms in effective field theory for DIS, Drell-Yan and Higgs production*, *Nucl. Phys. B* **753** (2006) 42 [[hep-ph/0605068](#)] [[INSPIRE](#)].
- [36] V. Ahrens, T. Becher, M. Neubert and L.L. Yang, *Renormalization-Group Improved Prediction for Higgs Production at Hadron Colliders*, *Eur. Phys. J. C* **62** (2009) 333 [[arXiv:0809.4283](#)] [[INSPIRE](#)].
- [37] A. Djouadi and P. Gambino, *Leading electroweak correction to Higgs boson production at proton colliders*, *Phys. Rev. Lett.* **73** (1994) 2528 [[hep-ph/9406432](#)] [[INSPIRE](#)].
- [38] A. Djouadi, P. Gambino and B.A. Kniehl, *Two loop electroweak heavy fermion corrections to Higgs boson production and decay*, *Nucl. Phys. B* **523** (1998) 17 [[hep-ph/9712330](#)] [[INSPIRE](#)].
- [39] U. Aglietti, R. Bonciani, G. Degrossi and A. Vicini, *Two loop light fermion contribution to Higgs production and decays*, *Phys. Lett. B* **595** (2004) 432 [[hep-ph/0404071](#)] [[INSPIRE](#)].
- [40] U. Aglietti, R. Bonciani, G. Degrossi and A. Vicini, *Master integrals for the two-loop light fermion contributions to $gg \rightarrow H$ and $H \rightarrow \gamma\gamma$* , *Phys. Lett. B* **600** (2004) 57 [[hep-ph/0407162](#)] [[INSPIRE](#)].
- [41] G. Degrossi and F. Maltoni, *Two-loop electroweak corrections to Higgs production at hadron colliders*, *Phys. Lett. B* **600** (2004) 255 [[hep-ph/0407249](#)] [[INSPIRE](#)].
- [42] S. Actis, G. Passarino, C. Sturm and S. Uccirati, *NLO Electroweak Corrections to Higgs Boson Production at Hadron Colliders*, *Phys. Lett. B* **670** (2008) 12 [[arXiv:0809.1301](#)] [[INSPIRE](#)].
- [43] S. Actis, G. Passarino, C. Sturm and S. Uccirati, *NNLO Computational Techniques: The Cases $H \rightarrow \gamma\gamma$ and $H \rightarrow gg$* , *Nucl. Phys. B* **811** (2009) 182 [[arXiv:0809.3667](#)] [[INSPIRE](#)].
- [44] R. Bonciani, G. Degrossi and A. Vicini, *On the Generalized Harmonic Polylogarithms of One Complex Variable*, *Comput. Phys. Commun.* **182** (2011) 1253 [[arXiv:1007.1891](#)] [[INSPIRE](#)].
- [45] C. Anastasiou, R. Boughezal and F. Petriello, *Mixed QCD-electroweak corrections to Higgs boson production in gluon fusion*, *JHEP* **04** (2009) 003 [[arXiv:0811.3458](#)] [[INSPIRE](#)].
- [46] F. Demartin, S. Forte, E. Mariani, J. Rojo and A. Vicini, *The impact of PDF and alphas uncertainties on Higgs Production in gluon fusion at hadron colliders*, *Phys. Rev. D* **82** (2010) 014002 [[arXiv:1004.0962](#)] [[INSPIRE](#)].
- [47] R.K. Ellis, I. Hinchliffe, M. Soldate and J.J. van der Bij, *Higgs Decay to $\tau^+\tau^-$: A Possible Signature of Intermediate Mass Higgs Bosons at the SSC*, *Nucl. Phys. B* **297** (1988) 221 [[INSPIRE](#)].
- [48] U. Baur and E.W.N. Glover, *Higgs Boson Production at Large Transverse Momentum in Hadronic Collisions*, *Nucl. Phys. B* **339** (1990) 38 [[INSPIRE](#)].
- [49] W.-Y. Keung and F.J. Petriello, *Electroweak and finite quark-mass effects on the Higgs boson transverse momentum distribution*, *Phys. Rev. D* **80** (2009) 013007 [[arXiv:0905.2775](#)] [[INSPIRE](#)].

- [50] O. Brein, *Electroweak and Bottom Quark Contributions to Higgs Boson plus Jet Production*, *Phys. Rev. D* **81** (2010) 093006 [[arXiv:1003.4438](#)] [[INSPIRE](#)].
- [51] D. de Florian, M. Grazzini and Z. Kunszt, *Higgs production with large transverse momentum in hadronic collisions at next-to-leading order*, *Phys. Rev. Lett.* **82** (1999) 5209 [[hep-ph/9902483](#)] [[INSPIRE](#)].
- [52] V. Ravindran, J. Smith and W.L. Van Neerven, *Next-to-leading order QCD corrections to differential distributions of Higgs boson production in hadron hadron collisions*, *Nucl. Phys. B* **634** (2002) 247 [[hep-ph/0201114](#)] [[INSPIRE](#)].
- [53] C.J. Glosser and C.R. Schmidt, *Next-to-leading corrections to the Higgs boson transverse momentum spectrum in gluon fusion*, *JHEP* **12** (2002) 016 [[hep-ph/0209248](#)] [[INSPIRE](#)].
- [54] R.V. Harlander, T. Neumann, K.J. Ozeren and M. Wiesemann, *Top-mass effects in differential Higgs production through gluon fusion at order α_s^4* , *JHEP* **08** (2012) 139 [[arXiv:1206.0157](#)] [[INSPIRE](#)].
- [55] R. Boughezal, F. Caola, K. Melnikov, F. Petriello and M. Schulze, *Higgs boson production in association with a jet at next-to-next-to-leading order in perturbative QCD*, *JHEP* **06** (2013) 072 [[arXiv:1302.6216](#)] [[INSPIRE](#)].
- [56] G. Bozzi, S. Catani, D. de Florian and M. Grazzini, *The q_T spectrum of the Higgs boson at the LHC in QCD perturbation theory*, *Phys. Lett. B* **564** (2003) 65 [[hep-ph/0302104](#)] [[INSPIRE](#)].
- [57] G. Bozzi, S. Catani, D. de Florian and M. Grazzini, *Transverse-momentum resummation and the spectrum of the Higgs boson at the LHC*, *Nucl. Phys. B* **737** (2006) 73 [[hep-ph/0508068](#)] [[INSPIRE](#)].
- [58] G. Bozzi, S. Catani, D. de Florian and M. Grazzini, *Higgs boson production at the LHC: Transverse-momentum resummation and rapidity dependence*, *Nucl. Phys. B* **791** (2008) 1 [[arXiv:0705.3887](#)] [[INSPIRE](#)].
- [59] D. de Florian, G. Ferrera, M. Grazzini and D. Tommasini, *Higgs boson production at the LHC: transverse momentum resummation effects in the $H \rightarrow \gamma\gamma$, $H \rightarrow WW \rightarrow l\nu l\nu$ and $H \rightarrow ZZ \rightarrow 4l$ decay modes*, *JHEP* **06** (2012) 132 [[arXiv:1203.6321](#)] [[INSPIRE](#)].
- [60] J.-Y. Chiu, A. Jain, D. Neill and I.Z. Rothstein, *A Formalism for the Systematic Treatment of Rapidity Logarithms in Quantum Field Theory*, *JHEP* **05** (2012) 084 [[arXiv:1202.0814](#)] [[INSPIRE](#)].
- [61] T. Becher, M. Neubert and D. Wilhelm, *Higgs-Boson Production at Small Transverse Momentum*, *JHEP* **05** (2013) 110 [[arXiv:1212.2621](#)] [[INSPIRE](#)].
- [62] D. Neill, I.Z. Rothstein and V. Vaidya, *The Higgs Transverse Momentum Distribution at NNLL and its Theoretical Errors*, [arXiv:1503.00005](#) [[INSPIRE](#)].
- [63] S. Frixione and B.R. Webber, *Matching NLO QCD computations and parton shower simulations*, *JHEP* **06** (2002) 029 [[hep-ph/0204244](#)] [[INSPIRE](#)].
- [64] S. Alioli, P. Nason, C. Oleari and E. Re, *NLO Higgs boson production via gluon fusion matched with shower in POWHEG*, *JHEP* **04** (2009) 002 [[arXiv:0812.0578](#)] [[INSPIRE](#)].
- [65] K. Hamilton, P. Nason, E. Re and G. Zanderighi, *NNLOPS simulation of Higgs boson production*, *JHEP* **10** (2013) 222 [[arXiv:1309.0017](#)] [[INSPIRE](#)].

- [66] S. Höche, Y. Li and S. Prestel, *Higgs-boson production through gluon fusion at NNLO QCD with parton showers*, *Phys. Rev. D* **90** (2014) 054011 [[arXiv:1407.3773](#)] [[INSPIRE](#)].
- [67] E. Bagnaschi, G. Degrossi, P. Slavich and A. Vicini, *Higgs production via gluon fusion in the POWHEG approach in the SM and in the MSSM*, *JHEP* **02** (2012) 088 [[arXiv:1111.2854](#)] [[INSPIRE](#)].
- [68] S. Frixione, *New developments in nlo mc*, presented at *The 7th Workshop of LHC Higgs Cross section Working Group at CERN*, CERN, 6 December 2012, <https://indico.cern.ch/event/209605/session/5/contribution/18/material/slides/0.pdf>.
- [69] H. Mantler and M. Wiesemann, *Top- and bottom-mass effects in hadronic Higgs production at small transverse momenta through LO+NLL*, *Eur. Phys. J. C* **73** (2013) 2467 [[arXiv:1210.8263](#)] [[INSPIRE](#)].
- [70] K. Hamilton, P. Nason and G. Zanderighi, *Finite quark-mass effects in the NNLOPS POWHEG+MiNLO Higgs generator*, *JHEP* **05** (2015) 140 [[arXiv:1501.04637](#)] [[INSPIRE](#)].
- [71] A. Banfi, P.F. Monni and G. Zanderighi, *Quark masses in Higgs production with a jet veto*, *JHEP* **01** (2014) 097 [[arXiv:1308.4634](#)] [[INSPIRE](#)].
- [72] T. Neumann and M. Wiesemann, *Finite top-mass effects in gluon-induced Higgs production with a jet-veto at NNLO*, *JHEP* **11** (2014) 150 [[arXiv:1408.6836](#)] [[INSPIRE](#)].
- [73] Z. Ligeti, I.W. Stewart and F.J. Tackmann, *Treating the b quark distribution function with reliable uncertainties*, *Phys. Rev. D* **78** (2008) 114014 [[arXiv:0807.1926](#)] [[INSPIRE](#)].
- [74] R. Abbate, M. Fickinger, A.H. Hoang, V. Mateu and I.W. Stewart, *Thrust at N³LL with Power Corrections and a Precision Global Fit for $\alpha_s(m_Z)$* , *Phys. Rev. D* **83** (2011) 074021 [[arXiv:1006.3080](#)] [[INSPIRE](#)].
- [75] C.F. Berger, C. Marcantonini, I.W. Stewart, F.J. Tackmann and W.J. Waalewijn, *Higgs Production with a Central Jet Veto at NNLL+NNLO*, *JHEP* **04** (2011) 092 [[arXiv:1012.4480](#)] [[INSPIRE](#)].
- [76] A. Vicini, *Higgs transverse momentum distribution in shower monte-carlo codes for $pp \rightarrow H + X$* , presented at *The ATLAS workshop (N)NLO Monte Carlo generators for LHC Run 2*, CERN, 16 December 2013, http://www.teor.mi.infn.it/vicini/slides/Higgs_pt_16dec13.pdf.
- [77] R.V. Harlander, H. Mantler and M. Wiesemann, *Transverse momentum resummation for Higgs production via gluon fusion in the MSSM*, *JHEP* **11** (2014) 116 [[arXiv:1409.0531](#)] [[INSPIRE](#)].
- [78] H. Mantler and M. Wiesemann, *Hadronic Higgs production through NLO + PS in the SM, the 2HDM and the MSSM*, *Eur. Phys. J. C* **75** (2015) 257 [[arXiv:1504.06625](#)] [[INSPIRE](#)].
- [79] E. Bagnaschi, R.V. Harlander, H. Mantler, A. Vicini and M. Wiesemann, *Resummation ambiguities in the Higgs transverse-momentum spectrum in the Standard Model and beyond*, [arXiv:1510.08850](#) [[INSPIRE](#)].
- [80] E. Bagnaschi, R.V. Harlander, S. Liebler, H. Mantler, P. Slavich and A. Vicini, *Towards precise predictions for Higgs-boson production in the MSSM*, *JHEP* **06** (2014) 167 [[arXiv:1404.0327](#)] [[INSPIRE](#)].
- [81] Y.L. Dokshitzer, D. Diakonov and S.I. Troian, *Hard Processes in Quantum Chromodynamics*, *Phys. Rept.* **58** (1980) 269 [[INSPIRE](#)].

- [82] G. Parisi and R. Petronzio, *Small Transverse Momentum Distributions in Hard Processes*, *Nucl. Phys. B* **154** (1979) 427 [INSPIRE].
- [83] G. Curci, M. Greco and Y. Srivastava, *QCD Jets From Coherent States*, *Nucl. Phys. B* **159** (1979) 451 [INSPIRE].
- [84] J.C. Collins and D.E. Soper, *Back-To-Back Jets in QCD*, *Nucl. Phys. B* **193** (1981) 381 [Erratum *ibid.* **B 213** (1983) 545] [INSPIRE].
- [85] J.C. Collins and D.E. Soper, *Back-To-Back Jets: Fourier Transform from B to K-Transverse*, *Nucl. Phys. B* **197** (1982) 446 [INSPIRE].
- [86] J. Kodaira and L. Trentadue, *Summing Soft Emission in QCD*, *Phys. Lett. B* **112** (1982) 66 [INSPIRE].
- [87] J. Kodaira and L. Trentadue, *Single Logarithm Effects in electron-Positron Annihilation*, *Phys. Lett. B* **123** (1983) 335 [INSPIRE].
- [88] G. Altarelli, R.K. Ellis, M. Greco and G. Martinelli, *Vector Boson Production at Colliders: A Theoretical Reappraisal*, *Nucl. Phys. B* **246** (1984) 12 [INSPIRE].
- [89] J.C. Collins, D.E. Soper and G.F. Sterman, *Transverse Momentum Distribution in Drell-Yan Pair and W and Z Boson Production*, *Nucl. Phys. B* **250** (1985) 199 [INSPIRE].
- [90] S. Catani, D. de Florian and M. Grazzini, *Universality of nonleading logarithmic contributions in transverse momentum distributions*, *Nucl. Phys. B* **596** (2001) 299 [hep-ph/0008184] [INSPIRE].
- [91] S. Frixione, P. Nason and C. Oleari, *Matching NLO QCD computations with Parton Shower simulations: the POWHEG method*, *JHEP* **11** (2007) 070 [arXiv:0709.2092] [INSPIRE].
- [92] S. Alioli, P. Nason, C. Oleari and E. Re, *A general framework for implementing NLO calculations in shower Monte Carlo programs: the POWHEG BOX*, *JHEP* **06** (2010) 043 [arXiv:1002.2581] [INSPIRE].
- [93] G. Degrossi, S. Di Vita and P. Slavich, *NLO QCD corrections to pseudoscalar Higgs production in the MSSM*, *JHEP* **08** (2011) 128 [arXiv:1107.0914] [INSPIRE].
- [94] R.V. Harlander, S. Liebler and H. Mantler, *SusHi: A program for the calculation of Higgs production in gluon fusion and bottom-quark annihilation in the Standard Model and the MSSM*, *Comput. Phys. Commun.* **184** (2013) 1605 [arXiv:1212.3249] [INSPIRE].
- [95] D. de Florian, G. Ferrera, M. Grazzini and D. Tommasini, *Transverse-momentum resummation: Higgs boson production at the Tevatron and the LHC*, *JHEP* **11** (2011) 064 [arXiv:1109.2109] [INSPIRE].
- [96] A.D. Martin, W.J. Stirling, R.S. Thorne and G. Watt, *Parton distributions for the LHC*, *Eur. Phys. J. C* **63** (2009) 189 [arXiv:0901.0002] [INSPIRE].
- [97] T. Sjöstrand, S. Mrenna and P.Z. Skands, *A Brief Introduction to PYTHIA 8.1*, *Comput. Phys. Commun.* **178** (2008) 852 [arXiv:0710.3820] [INSPIRE].
- [98] T. Sjöstrand, S. Mrenna and P.Z. Skands, *PYTHIA 6.4 Physics and Manual*, *JHEP* **05** (2006) 026 [hep-ph/0603175] [INSPIRE].
- [99] M. Carena, S. Heinemeyer, O. Stål, C.E.M. Wagner and G. Weiglein, *MSSM Higgs Boson Searches at the LHC: Benchmark Scenarios after the Discovery of a Higgs-like Particle*, *Eur. Phys. J. C* **73** (2013) 2552 [arXiv:1302.7033] [INSPIRE].

- [100] P. Bechtle, O. Brein, S. Heinemeyer, G. Weiglein and K.E. Williams, *HiggsBounds: Confronting Arbitrary Higgs Sectors with Exclusion Bounds from LEP and the Tevatron*, *Comput. Phys. Commun.* **181** (2010) 138 [[arXiv:0811.4169](#)] [[INSPIRE](#)].
- [101] P. Bechtle, O. Brein, S. Heinemeyer, G. Weiglein and K.E. Williams, *HiggsBounds 2.0.0: Confronting Neutral and Charged Higgs Sector Predictions with Exclusion Bounds from LEP and the Tevatron*, *Comput. Phys. Commun.* **182** (2011) 2605 [[arXiv:1102.1898](#)] [[INSPIRE](#)].
- [102] P. Bechtle et al., *Recent Developments in HiggsBounds and a Preview of HiggsSignals*, *PoS(CHARGED 2012)024* [[arXiv:1301.2345](#)] [[INSPIRE](#)].
- [103] P. Bechtle et al., *HiggsBounds-4: Improved Tests of Extended Higgs Sectors against Exclusion Bounds from LEP, the Tevatron and the LHC*, *Eur. Phys. J. C* **74** (2014) 2693 [[arXiv:1311.0055](#)] [[INSPIRE](#)].