

# Characterization of organic matter deposited in the oriental zone from Moknine hypersaline environment, oriental Tunisia

Raja CHAIRI\* and Zohra EL ASMI DJELLOULI

*Laboratoire de Ressources Minérales et Environnement  
Faculté des Sciences de Tunis 2092 Univ. Tunis El Manar  
Tunisie*

**Abstract** The geochemistry data show that the total organic carbon (TOC) contents are high in the surface sediments in the eastern part of the Moknine's Sebkhah. Low decreasing of organic matter (OM) with increasing depth indicates the good preservation of OM in modern sediments. "Lignite levels" inserted in the sand sequence and deposited at the edge and in the intermediate zone are considered as lithologic and organic markers. It is characterized by high TOC and poor hydrogen index (HI), indicating a higher plant origin and good preservation of OM in thin beds under anoxic condition.

In all samples low values of HI are typical for strong terrigenous input in the Sebkhah. Gas chromatography (GC) of saturate fraction showed that OM in the border zone is provided from plants but in the central zone OM is a mixture of terrestrial fraction and little fraction from microalgae. The study of free lipids indicated that this environment was influenced by intense bacterial and microbial activities, as evidenced by the abundance of n-alkanes and nC<sub>18</sub>-nC<sub>22</sub>.

**Key words** evaporate system; modern sediment; diagenetic OM; anoxic environment

## 1 Introduction

Till up to now, only a few detailed geochemical studies of organic matter (OM) have been performed in modern sediments of evaporitic systems. This environment is characterized by high biomass production (Busson, 1979; Rouchy, 1982; Warren, 1986, Baranger et al., 1988; Kenig et al., 1995). Microbial sulfate reduction is a major mineralization process of organic matter in the anoxic environment (Sorokin, 1962, Jorgensen, 1982; Lallier-Vergès et al., 1993). The anaerobic process will degrade sedimentary OM with the same efficiency as aerobic degradation (Henrichs and Reeburgh, 1987). However, Hite and Anders (1991) showed that the degradation of OM by methanogenic bacteria is inhibited in the evaporate system, which promotes OM accumulation and preservation in sediments. Geochemical differences among various evaporitic settings are more obvious (Kenig et al., 1995). However, the well-established organic indicators of highly saline depositional environments are low pristane/phytane ratio (ten Haven et al., 1988) and predominance of even numbered over odd numbered n-alkanes (Welte and Waples, 1973).

The purpose of this work is to constrain the origin of OM in the eastern part of Moknine Sebkhah where the factors controlling the distribution of OM in modern sediments and its diagenetic alteration and evolution under hypersaline conditions are also considered in this study.

## 2 Geological setting

The Sebkhah of Moknine is located in the eastern part of Tunisia, southeast of Moknine and northwest of Mahdia (Fig. 1). A littoral barrier, 4 km in length, separates the Sebkhah from the Mediterranean Sea and it belongs to the group (Fig. 1) of Sebkhah with lozenge morphology (Amari and Bedir, 1988).

## 3 Methods

Six cores (SM1, SM2, SM3, SM4, SM5 and SM6) were obtained from the eastern part of the Moknine's Sebkhah (Fig. 1). Sampling was performed by means of a PVC tube (75 mm in diameter). Before analysis, sediments were dried at 40°C.

Rock-Eval pyrolysis and TOC determination were carried out under standard conditions on a Girdel Oil-Show-Analyzer (Espitalié et al., 1977). Total lipids were extracted with CHCl<sub>3</sub> in a Soxhlet apparatus (12 h). The origin and composition of free lipids were de-

terminated by chromatography with a silica gel column (Behar and Leblond, 1984) and gas chromatography using a Carlo Erba HRGCC 5300 Mega series ( SP

2100 capillary column; 30 m × 0.25 mm, programmed from 80 to 300 °C at 4°C/min). All the analyses were made on the lutitige fraction (<63 μm).

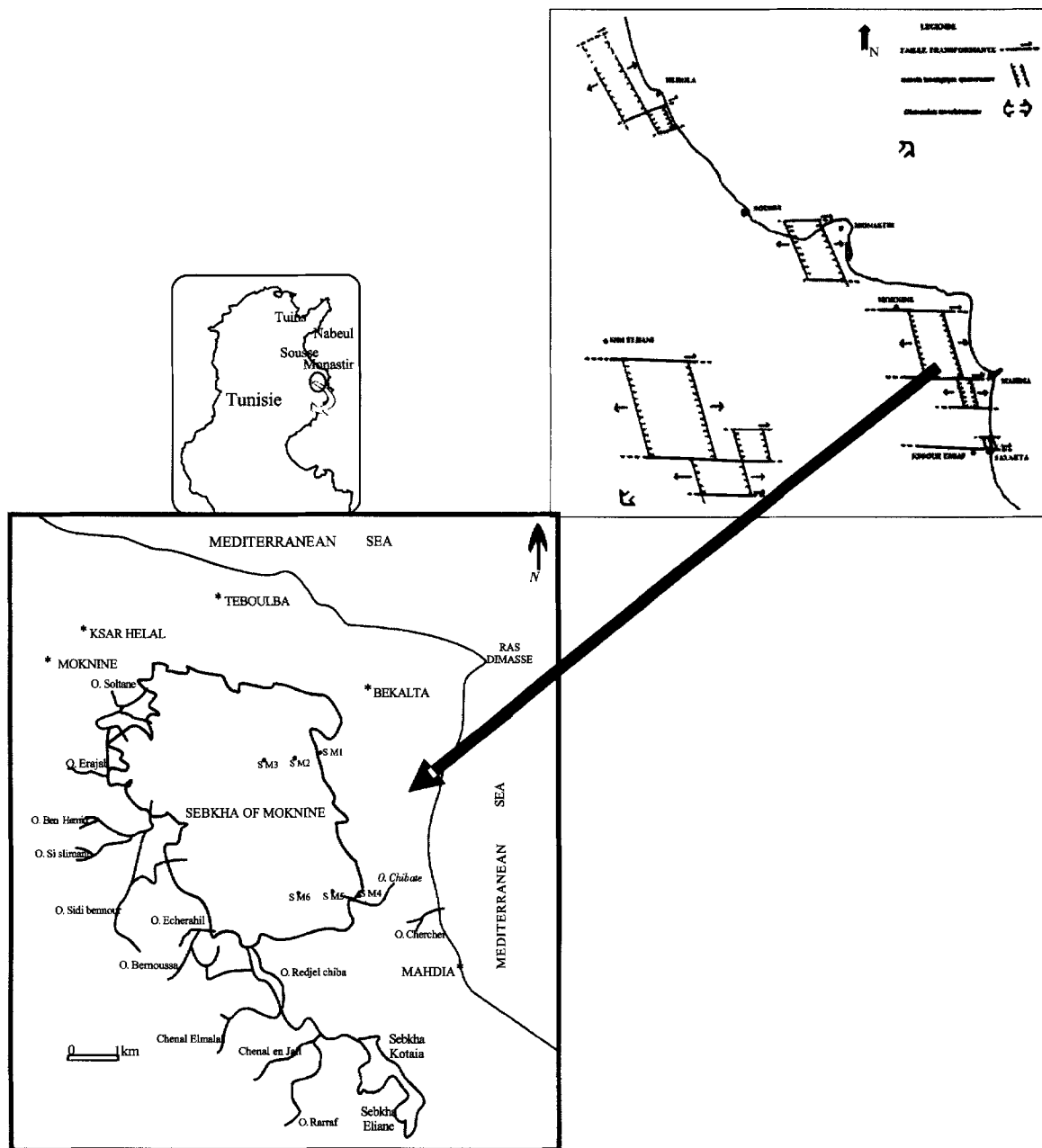


Fig. 1. Moknine's evaporitic system and core location.

**4 Results and discussion**

**4.1 Lithology**

Lateral distribution is very dissymmetric in this Sebkha (Chairi and Bélayouni, 2001): sand was deposited at the periphery, especially on the western

side, mixed facies (sandy-clay, clayey-sand) were deposited in the intermediate zone and the center of the Sebkha is occupied by clayey facies.

The cores sampled at the periphery (SM1 and SM4) are composed of sand intercalated with clay and thin lignite levels. In the intermediate zone cores (SM2 and SM5), a mixed facies with thin lignite levels is observed. The center of the Sebkha is occupied

by homogeneous facies composed of clay and silto-clay (Fig. 2).

Lignite level is the result of destruction of higher

plants at the periphery during flood, which is simultaneously covered by sand sequences (Photo 1).

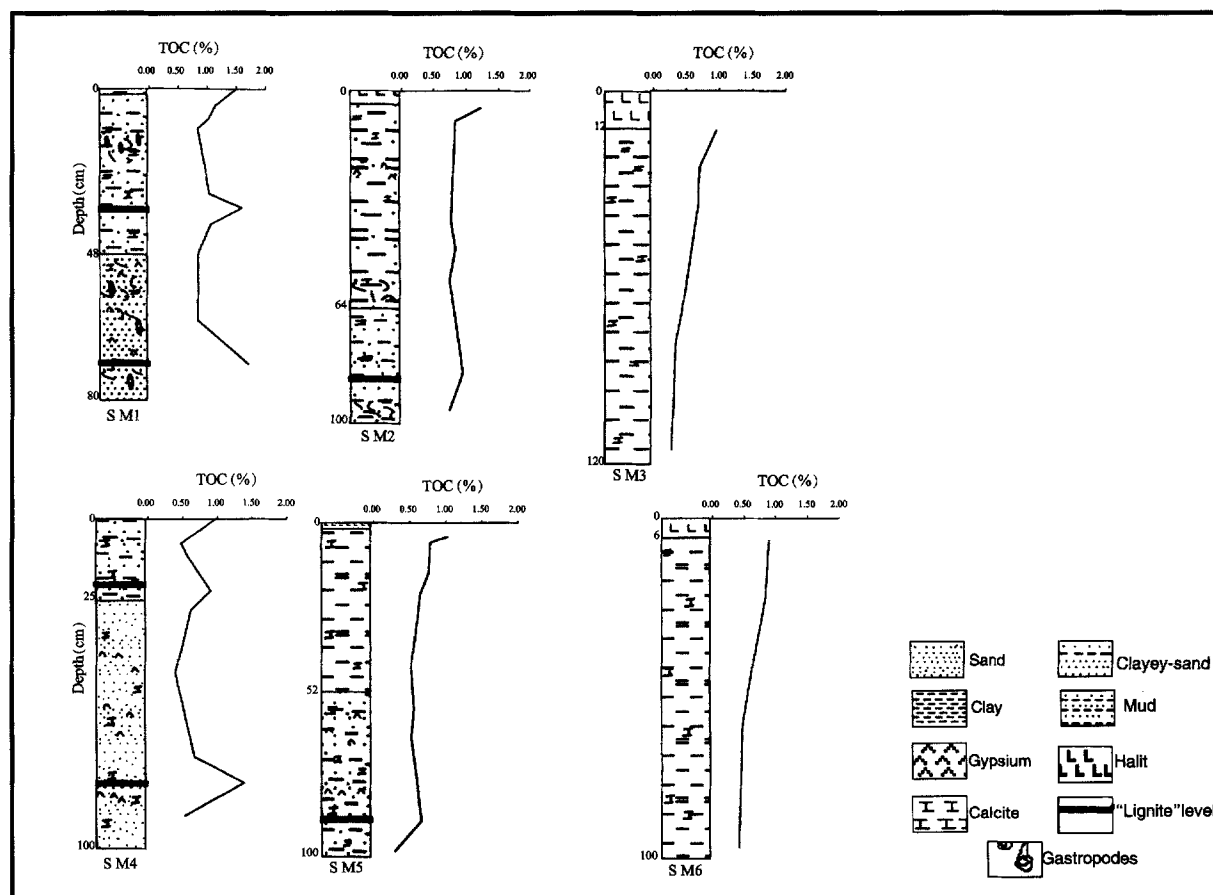


Fig. 2. Variation of TOC with depth in periphery cores (SM1 and SM4) and intermediate cores (SM2 and SM5) and central cores (SM3 and SM6) from the Moknine's Sebkha.

The evaporates formed in the Moknine Sebkha are gypsum and halite. Gypsum crystals dispersed in the periphery and intermediate core sediments resulted from interstitial water evaporation. Halite was precipitated at higher levels of evaporation in the central part. The carbonates are composed of calcite which was derived from chemically precipitated, detrital and biogenic fractions (Chairi and Belayouni, 2001; Chairi, 2004).

## 4.2 Geochemistry data

### 4.2.1 TOC

The total organic carbon (TOC) varies between 0.65% and 1.55% in core SM1, 0.48% and 1.35% in core SM4, 0.78% and 1.26% in core SM2, 0.33% and 1.04% in core SM5. Variations in TOC in the peripheral and intermediate cores are related to li-

thology (Fig. 2). OM distribution is influenced both by lithofacies heterogeneity and by the occurrence of thin beds of "lignite", which were formed by *in-situ* destruction of higher plants (*Zygophyllum album*, *Atriplex inflata*, *Legium aspartum* and *Salicornia arabica*) which grew in this zone by sand during flood.

In the central part TOC varies between 0.23% and 0.87% in core SM3 and 0.38% and 0.79% in core SM6. OM is better preserved in upper centimeter level than at depth.

The decrease of TOC values with increasing depth is progressive, illustrating the preservation of OM in the Moknine's Sebkha. In hypersaline systems sulfates and halite are deposited at extremely high sedimentation rates and may be one of the factors controlling OM preservation. Lateral distribution of organic carbon has testified that not only lithology affects organic enrichment, even the sources of OM and the preservation

conditions intervene.

#### 4. 2. 2 Hydrocarbon compounds

Free and potential hydrocarbons (S1 and S2) obtained by Rock Eval pyrolyses are less abundant in the sediments sampled in the eastern part of the Sebkha (S1 and S2  $< 0.5 \text{ mg HC} \cdot \text{g}^{-1} \cdot \text{sed}$ ), showing the values are typical of modern sediments. Hydrocarbons in S1 and S2 decrease with increasing depth. The progressive evolution of hydrocarbons could indicate the preservation of OM in the modern sediments of the Moknine's Sebkha. Hydrocarbons have the same origin, for which S1 positively correlates ( $R^2: 0.95$ ) with S2 (Fig. 3). The low total hydrocarbon (S1 + S2  $< 1 \text{ mg HC} \cdot \text{g}^{-1} \cdot \text{sed}$ ) contents in all samples and in "lignite" levels are typical of the type III (continental OM). Finally, the values of hydrogen index (HI) are generally low (Fig. 4) due to the major contribution of continental OM (Huc et al. , 1992).

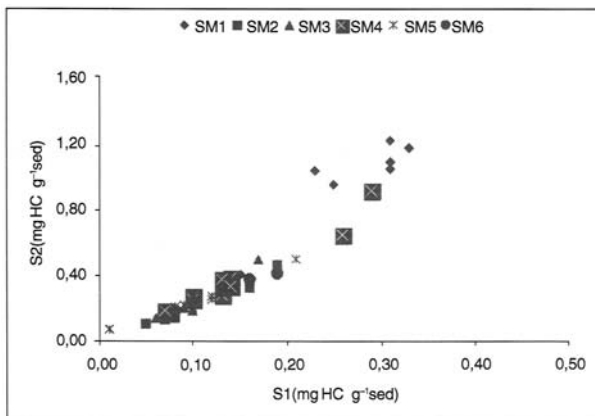


Fig. 3. Free hydrocarbon (S1) vs. potential hydrocarbon (S2).

#### 4. 2. 3 Studies of the lipidic fraction

The contents of extractable organic matter (EOM) vary between  $65 \mu\text{g/g}$  and  $465 \mu\text{g/g}$  at the periphery,  $25 \mu\text{g/g}$  and  $535 \mu\text{g/g}$  in the intermediate zone and  $95 \mu\text{g/g}$  and  $500 \mu\text{g/g}$  in the central part. These low contents of free bitumen indicate the biological origin of the extracts. The main components of the EOM are NSO compounds (40% – 90%), which is in agreement with the biological origin of the lipidic fraction analyzed in the sediments sampled in the eastern part of Moknine's Sebkha and the immaturity of the OM (Tissot and Welte, 1978; Espitaliè et al. , 1977, 1985; Curial, 1987; Moretto, 1987). A bimodal distribution of n-alkanes is observed for the saturated hy-

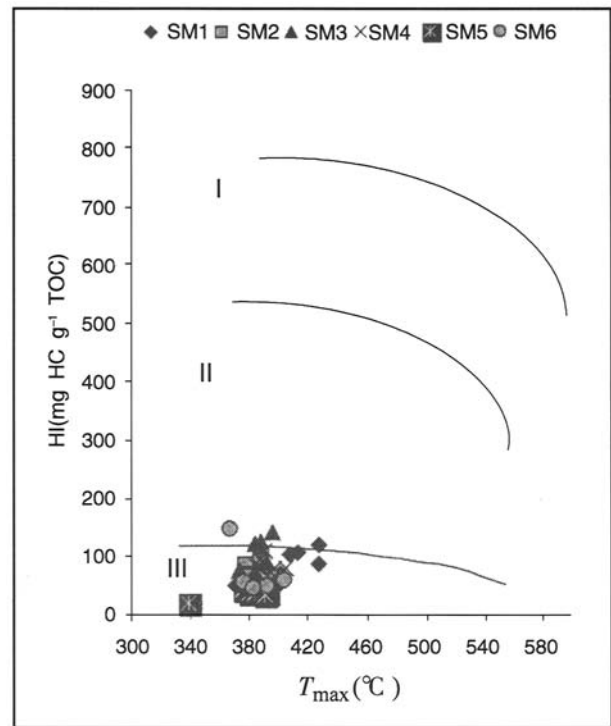


Fig. 4.  $HI/T_{max}$  diagram.

drocarbons (Fig. 5). This pattern of distribution reflects a mixed lacustrine and terrestrial origin for the OM (Blumer et al. , 1971; Tissot and Welte, 1978; Baranger and Disnar, 1988). The first mode is centered on  $nC_{10}$ - $nC_{22}$  with the maxima at  $nC_{18}$  and  $nC_{22}$  and the predominance of even n-alkanes that represent microalgal sources. This has been confirmed by the abundance of docosane ( $nC_{22}$ ), attributed to microalgae of evaporative systems (Meyers and Ishiwatari, 1993; ten Haven et al. , 1985; Schreiber et al. , 2001; Chairri, 2005). A similar result was also obtained for the sediments of the Quero and Tirez lakes in Spain (Schreiber et al. , 2001).

The second mode ranges from  $C_{25}$  to  $C_{33}$  with a maximum at  $C_{25}$  and a predominance of odd n-alkanes typical of terrestrial OM. The Carbon Preference Index (CPI) ranges from 1.16 to 5.72, reflecting a high detrital continental contribution to OM in the Sebkha.

In the lignite level the distribution of n-alkanes shows an odd carbon number predominance with a mode in  $nC_{25}$ - $nC_{31}$  and represents higher plant input (Fig. 5).

The predominance of odd or even ( $nC_{18}$ ,  $nC_{22}$ ) n-alkanes in all samples confirms the immaturity of OM (Jonathan et al. , 1976). The "humps" at the bases of saturate is due to the presence of unresolved complex mixture (UCM). This indicates that the OM has un-

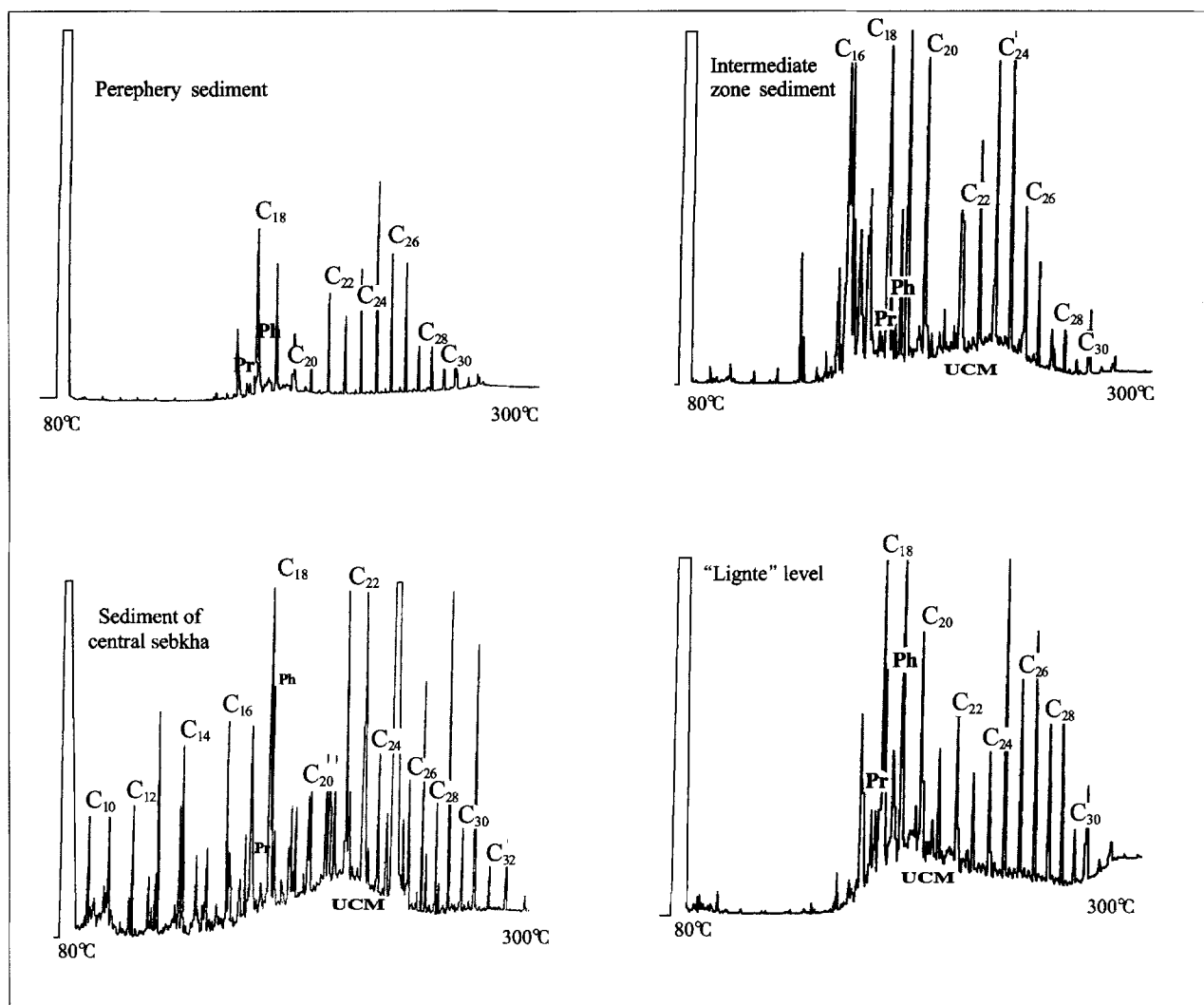


Fig. 5. Gas chromatogram of saturate fraction. Pr. Prystane; Ph. phytane; UCM. Unresolved complex mixture.

dergone biodegradation (Peter and Moldowan, 1993). Pr/Ph ratios range from 0.20 to 1.10. These ratio values are usually typical of sediments deposited under hypersaline conditions (ten Haven et al., 1988) and can result from reducing conditions (ten Haven et al., 1985, 1988; Peter and Moldowan, 1993). Phytols from which the pristane and phytane are supposed to be chiefly derived can originate cyanobacteria, eukaryote algae, higher plants and sulphur bacteria (Kenig et al., 1995). Reducing conditions prevailing in modern sediments are well illustrated in Waples diagram (Fig. 6), where all samples are concentrated in the anoxic domain.

## 5 Conclusions

High quantities of NSO compounds and low  $T_{max}$  and a predominance of odd n-alkanes indicate the im-

mature nature of OM deposited in modern sediments of the Mokinine's Sebkha. Reducing conditions in the Sebkha and rapid deposition of the salt protect OM from oxidation and ensure its good preservation.

The Sebkha provides three principal sources of sedimentary OM: microalgae, terrestrial organic debris and high halophyte growing plants at the margin. An important contribution of higher plants characterizes the border of the Sebkha. It is composed of debris of higher land plants that were fluviually transported into the Sebkha and higher halophyte plants which grew at the edge. In the central zone, OM has a mixed lacustrine/terrestrial origin with important quantities of terrigenous material. Little fraction from autochthonous material was derived from microalgae and indicated both by the mode of distribution of n-alkanes and by the presence of docosane  $nC_{22}$ , which is abundant in all samples.

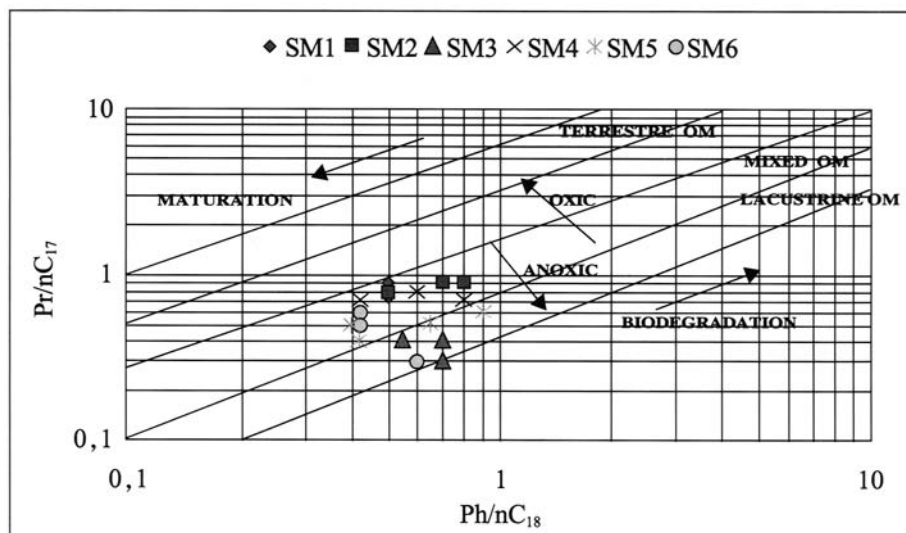


Fig. 6. Waples diagram: organic matter type, environment and maturity degree.

The series of cores sampled in the eastern part of the Sebkhah showed that the lateral sedimentological variations are accompanied by changes in OM distribution. Higher OM abundance in the marginal part than in the central part is explained by the different origins of OM inputs. Vegetation growth on the border of the Sebkhah and low topography allow the accumulation of organic matter at the edge, while OM deposited in the central part originated from the western part where rivers are abundant. The bulk organic and mineral materials of the Sebkhah originated from the west (Chairi, 2004).

OM is, however, generally hydrogen-poor (HI values less than  $110 \text{ mg HC} \cdot \text{g}^{-1} \text{ TOC}$ ) and mainly of terrigenous origin. The greater HI values in the central zone are the result of better OM preservation and microalgal contribution. In this zone, OM preservation is related to rapid sedimentation under hypersaline conditions and little degradation before and after deposition. However, OM originating from microalgae is dominated by a massive contribution of terrigenous OM.

Paleoenvironment reconstruction of the evaporitic system of Moknine indicates that the presence of these beds rich in OM ("lignite" level) within the sandy sequences is the consequence of successive periods of flood in the Sebkhah. "Lignite" levels are characterized by high TOC and poor IH and long chain of n-alkanes which indicate higher plant origin and good preservation in thin level under anoxic condition. These levels are interpreted as lithologic and organic "markers".

The sedimentary cycle starts with the destruction of higher plants developed at the border of the Sebkhah during flood and covered by a sequence of sand. The sedimentation cycle is stopped by plant proliferation.

Such a situation will remain unchanged until the next flood of the Sebkhah, which will result in the second sequence of deposits of the same type.

## References

- Amari A. and Bedir M. (1988) Les bassins quaternaires du Sahel central de la Tunisie. Genèse et évolution des sebkhah en contexte décrochant compressif et distensif [J]. *Géodynamique*, **4**, 49 – 65.
- Baranger P. and Disnar J. R. (1988) Non-aromatic biomarkers associated with a Paleogene salt formation (Bresse, France) [J]. *Org. Geochem.* **13**, 647 – 653.
- Behar F. and Leblond C. (1984) Fractionnements rapides par chromatographie liquide préparative d'huile et d'extrait de roche [J]. *Not. Tech. Int. Fr. Pet.* **5**.
- Blumer M., Guillard R. R. L., and Chase T. (1971) Hydrocarbons of marine phytoplankton [J]. *Mar. Biol.* **8**, 183 – 189.
- Busson G. (1979) Couches laminées riches en matière organique et précédant les roches salines: les enseignements d'un enchaînement de faciès [J]. *Doc. Lab. Géol. Fac. Sci. Lyon*, **75**, 5 – 18.
- Chairi R. and Belayouni H. (2001) Dynamique sédimentaire et évolution du système endoréique salin de Moknine (Communication orale) [C]. Acte de la 3<sup>ème</sup> Journée du Sahel de la Tunisie. Sousse juin 2001.
- Chairi R. (2004) Etude du remplissage sédimentaire récent et de la matière organique associée, dans la sebkhah de Moknine [C]. pp. 260. Thèse de Doc. FST. Univ. Tunis El Manar.
- Curial A. (1987) La sédimentation salifère et suprasalifère du Paléogène bressan (France): comparaison entre les données diagrapiques et lithologiques. Etude diagrapique du champ d'Ertez et synthèse du bassin [J]. *Doc. Lab. Géol. Lyon*, **N100**, 192.
- Espitalié J., Leporte J. L., Madec M., Marquis F., Leplat P., Paulet J., and Bouttefen A. (1977) Méthode rapide de caractérisation des roches mères, de leur potentiel pétrolier et de leur degré d'évolution [J]. *Rev. Inst. Fr. Pétrole*, **32**, 23 – 42.
- Espitalié J., Deroo G., and Marquis F. (1985) La pyrolyse Rock Eval et ses applications [J]. *Rev. I. F. P.* **40**, 755 – 784.
- Henrichs S. M. and Reeburgh W. S. (1987) Anaerobic mineralization of marine sediment organic matter: rates and the role of anaerobic process in the oceanic carbon economy [J]. *Geomicrobiol. J.* **5**, 191 – 237.

- Hite R. J. and Anders D. E. (1991) Petroleum and evaporates. In *Evaporites, Petroleum and Mineral Resources* (ed. J. L. Melvin) [J]. *Dev. Sedimentol.* **50**, 349–410.
- Huc A. Y., Lallier-vergues E., Bertran D. P., and Caepentier B. (1992) Organic matter response to change of dispositional environment in Kimmeridgian Shales, Dorset U. K. In *Productivity, Accumulation and Preservation of Organic Matter in Recent and Ancient Sediments* (eds. J. Whelan and J. F. Arrington) [M]. pp. 469–486. Columbia Univ. Press, New York.
- Jonathan D., Le Tran K., Oudin J. L., and Van Der Weide B. M. (1976) Les méthodes d'études physico-chimiques de la matière organique [J]. *Bull. centre. Rech. Pan. SNPA.* **10**, 89–108.
- Jorgensen B. B. (1982) Mineralization of organic matter in the sea bed — the role of sulphate reduction [J]. *Nature.* **269**, 643–645.
- Kenig F., Sinnighe Damste J. S., Frewin N. L., and De Leeuw J. W. (1995) Molecular indicator for paleoenvironmental change in a messinian evaporitic sequence (Vena del gesso, Italy) II. High resolution variations in abundance and contents of free and sulphur bound carbon skeletons in a single marl bed [J]. *Org. Geochem.* **23**, 42–47.
- Lallier-Vergès E., Bertrand P., and Desprairies A. (1993) Organic matter composition and sulfate reduction intensity in Oman Margin sediments [J]. *Marine Geology.* **112**, 57–69.
- Meyers P. A. and Ishiwatari R. (1993) The early diagenesis of organic matter in lacustrine sediments. In *Organic Geochemistry: Principles and applications* (eds. M. E. Engel and S. A. Mack) [M]. pp. 199–209. Plenum Press, New York.
- Moretto R. (1987) Etude sédimentologique de la série salifère paléogène du bassin de Bourg en Bresse (France) [J]. *Mém. Sci. de la Terr. Nancy N.* **50**, 252.
- Peters K. E. and Moldowan J. M. (1993) The biomarker guide. Interpreting Molecular Fossils in Petroleum and ancient sediments. (ed.) Prentice Hall, Englewood Cliffs, New Jersey. USA. 363.
- Rouchy J. M. (1982) La genèse des évaporites messiniennes de Méditerranée [J]. *Mém. Mus. Nat. Hist. Paris.* **2**, 267.
- Schreiber B. C., Philp R. P., Benali S., Helman M. L., De la Pena J. A., Makfil R., Landai P., Cohen A. D., and Kendall, C. G. S. T. C. (2001) Characterization of organic matter formed in hypersaline carbonate evaporate environments: hydrocarbon potential and biomarkers obtained through artificial maturation studies [J]. *Journal of Petroleum Geology.* **24**, 309–338.
- Sorokin Y. I. (1962) Experimental investigation of bacterial sulfate reduction in black sea sediment using <sup>35</sup>S [J]. *Mikrobiologiya.* **31**, 402–410.
- Ten Haven H. L., Deleeuw J. W., and Schenk P. A. (1985) Organic geochemical studies of a Messinian evaporate basin, Northern Apennines (Italy). In *Hydrocarbon biological markers for a hypersaline environment* [J]. *Geochim. Cosmo. Acta.* **49**, 2181–2191.
- Ten Haven H. L., Deleeuw J. W., Sinnighe Damste J. S., Schenk P. A., Palmer S. E., and Zumberge J. E. (1988) Application of biological markers in their recognition of paleohypersaline environment. In *Lacustrine Petroleum Source Rocks Geol. Soc.* (eds. A. J. Fleet, K. Keltes, and M. R. Talbot) [M]. London Spec. Publ. **40**, 123–130.
- Tissot B. and Welte D. (1978) *Petroleum Formation and Occurrence* [M]. pp. 538. Springer-Verlag, NY.
- Warren J. K. (1986) Shallow-water evaporitic environments and their source rock potential [J]. *J. Sediment. Petrol.* **56**, 442–454.
- Welte D. H. and Waples D. W. (1973) Über die bevorzugung gradzahliger n-alkane in sedimentgesteinen [J]. *Naturwissenschaften.* **60**, 516–526.




Photo 1. "Lignite" levels in the periphery and intermediate cores.