

Precise Measurement of the $\pi^+ \rightarrow e^+ \nu$ Branching Ratio

E. Frlež, L.P. Alonzi, V.A. Baranov, W. Bertl, M. Bychkov, Yu. M. Bystritsky, N.V. Khomutov, A.S. Korenchenko, S.M. Korenchenko, M. Korolija, T. Kozlowski, N.P. Kravchuk, N.A. Kuchinsky, D. Mekterović, D. Mzhavia, A. Palladino, D. Počanić, P. Robmann, A.M. Rozhdestvensky, V.V. Sidorkin, U. Straumann, I. Supek, P. Truöl, A. van der Schaaf, E.P. Velicheva, and V.V. Volnykh

Abstract The PEN Collaboration is conducting a new measurement of the $\pi^+ \rightarrow e^+ \nu$ branching ratio at the Paul Scherrer Institute, with the goal uncertainty of $\delta B/B_{\pi e 2} = 5 \times 10^{-4}$ or lower. At present, the combined accuracy of all published π_{e2} decay measurements lags behind the theoretical calculation by a factor of 40. In this contribution we report on the PEN detector configuration and its performance during two development runs done in 2007 and 2008.

Keywords: Leptonic decays of charged pions and muons, meson properties, charged particle tracking detectors, pure CsI calorimeters

E. Frlež
ph.: 434-924-6786,
e-mail: frlez@virginia.edu

E. Frlež, L.P. Alonzi, M. Bychkov, A. Palladino, D. Počanić
Department of Physics, University of Virginia, Charlottesville, VA 22904-4714, USA

V.A. Baranov, Yu. M. Bystritsky, N.V. Khomutov, A.S. Korenchenko, S.M. Korenchenko, N.P. Kravchuk, N.A. Kuchinsky, D. Mzhavia, A.M. Rozhdestvensky, V.V. Sidorkin, E.P. Velicheva, V.V. Volnykh
Joint Institute for Nuclear Research, RU-141980 Dubna, Russia

W. Bertl
Paul Scherrer Institut, CH-5232 Villigen PSI, Switzerland

M. Korolija, D. Mekterović, I. Supek
Rudjer Bošković Institute, HR-10000 Zagreb, Croatia

T. Kozlowski
Institute for Nuclear Studies, PL-05-400 Swierk, Poland

D. Mzhavia
IHEP, Tbilisi, State University, GUS-380086 Tbilisi, Georgia

P. Robmann, U. Straumann, P. Truöl, A. van der Schaaf
Physik Institut der Universität Zürich, CH-8057 Zürich, Switzerland

1 Introduction

The PEN Collaboration is performing a new measurement of the $\pi^+ \rightarrow e^+ \nu(\gamma)$ branching ratio ($B_{\pi e2}$) with a relative uncertainty of $\sim 5 \times 10^{-4}$ or lower, at the Paul Scherrer Institute (PSI) [1].

The amplitude for this rare pion decay is a textbook example of the $V - A$ nature of the electroweak interaction with the branching ratio understood at the level of less than one part in 10^4 .

Recent independent theoretical calculations of the ratio of the decay rates $\Gamma(\pi \rightarrow e\bar{\nu}(\gamma))/\Gamma(\pi \rightarrow \mu\bar{\nu}(\gamma))$ are in a very good agreement and give,

$$B_{e/\mu}^{\text{SM}} = \frac{\Gamma(\pi \rightarrow e\bar{\nu}(\gamma))}{\Gamma(\pi \rightarrow \mu\bar{\nu}(\gamma))} \Big|_{\text{the}} = \begin{cases} (1.2352 \pm 0.0005) \times 10^{-4}, & \text{Ref. [2],} \\ (1.2354 \pm 0.0002) \times 10^{-4}, & \text{Ref. [3],} \\ (1.2352 \pm 0.0001) \times 10^{-4}, & \text{Ref. [4].} \end{cases} \quad (1)$$

Work of Marciano and Sirlin's [2] and Finkemeier [3] took into account radiative corrections, higher order electroweak leading logarithms, short-distance QCD corrections and structure-dependent effects, while Cirigliano and Rosell [4] arrived at the value using the two-loop Chiral Perturbation Theory.

The two most recent competitive experiments completed 15 years ago at the TRIUMF cyclotron [5] and the PSI ring accelerator [6] are also mutually consistent, but are exceeded in accuracy by a factor of 40 by the latest theoretical calculations (Eq. 1):

$$B_{e/\mu}^{\text{exp}} = \begin{cases} (1.2265 \pm 0.0034(\text{stat}) \pm 0.0044(\text{sys})) \times 10^{-4}, & \text{Ref. [5],} \\ (1.2350 \pm 0.0035(\text{stat}) \pm 0.0036(\text{sys})) \times 10^{-4}, & \text{Ref. [6].} \end{cases} \quad (2)$$

These two π_{e2} measurements, though inadequate in precision when compared with the theoretical accuracy, represent the best experimental test of μ - e universality at present. The improved measurement would, in addition, be a very sensitive probe of all Standard Model extensions that induce pseudoscalar currents [7] and serve as a test of possible supersymmetric corrections to the lepton couplings [8].

2 Experimental apparatus

The PIBETA detector, used from 1999 to 2004 in a series of rare pion and muon decay measurements [9–12], was upgraded to meet the needs of the new experiment. The PEN apparatus is a large solid angle non-magnetic detector optimized for detection of photons and electrons emanating from the pion and muon decays in the centrally located stopping target. The main detector elements of the apparatus, shown in two panels of Fig. 1, are:

1. A thin upstream beam counter, and an active degrader all made of plastic scintillator material, used for the beam definition

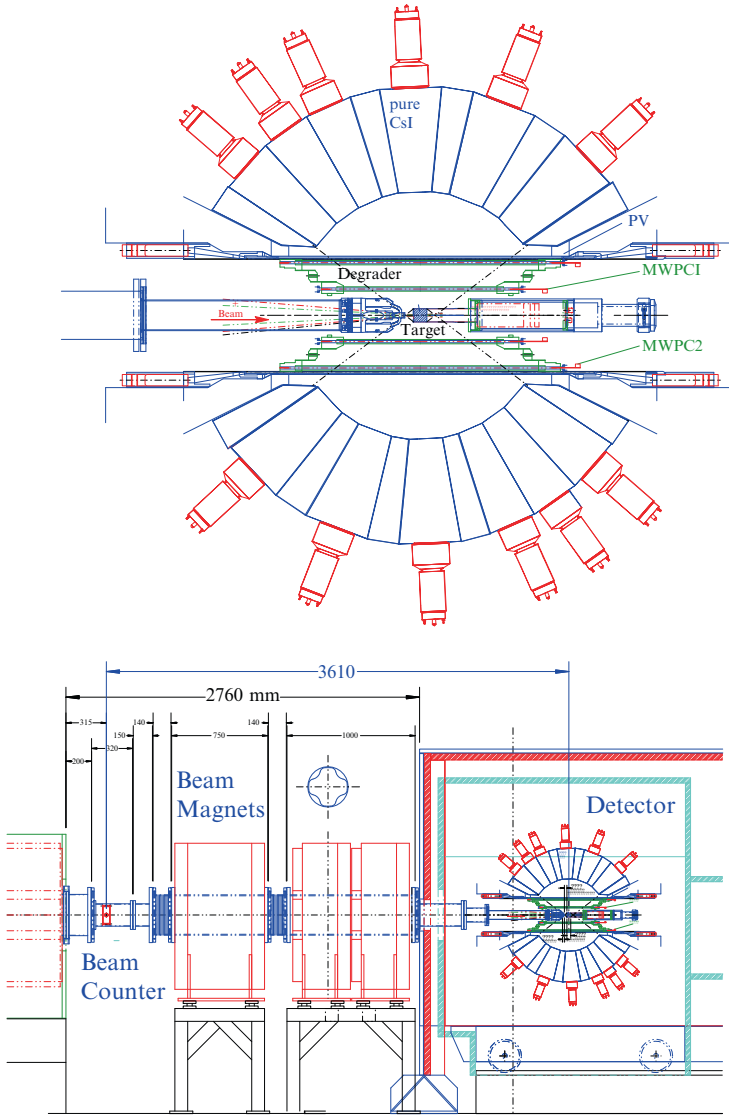


Fig. 1 Cross sections through the PEN set up in the 2008 configuration. Top panel shows the central tracking region, including the 4-wedge tracking degrader, active target, segmented plastic scintillator, a pair of cylindrical MWPC's, and modular CsI calorimeter. Bottom panel depicts the detector in the experimental area with the upstream beam-tagging counter inside the vacuum pipe and the triplet of focusing quadrupole magnets

2. An active plastic scintillator target, used to stop and detect the beam particles, and record their charged decay products
3. Two concentric low-mass cylindrical multi-wire proportional chambers for charged particle tracking, surrounding the active target

4. A 20-piece fast plastic scintillator hodoscope, surrounding the MWPC's, used for particle identification and fast timing
5. A high-resolution segmented fast shower CsI calorimeter, surrounding the target region and tracking detectors in a near-spherical geometry

The electromagnetic calorimeter is made of 240 pure CsI scintillator modules covering a $\sim 3\pi$ sr solid angle, with openings allowing for beam entry and detector readout. The inner radius of the hollowed CsI sphere is 26 cm and its thickness of 22 cm corresponds to 12 radiation lengths.

The key element of the fast electronic logic is the one-arm calorimeter trigger defined by discriminated analog signal sum of any one or more of 60 groups of 9 CsI calorimeter modules. The high discrimination threshold (HT) is adjustable and was set at around 44 MeV in the PEN experiment. In parallel, we have also used the pre-scaled (1:16 or 1:64) low level threshold (LT) trigger set by a discriminated sum of the plastic scintillator hodoscope signals. The calorimeter energy spectrum for LT trigger extends well below 0.5 MeV, being limited only by the ADC pedestal widths of the individual CsI detectors.

The PEN experiment completed two development runs in 2007 and 2008. The total number of recorded π^+ stops was 8.1×10^{10} , while the total number of collected triggers was 4.7×10^6 for HT and 180,000 for LT events.

3 Experimental method

The π_{e2} events are collected primarily by means of the one-arm high-threshold calorimeter trigger. The threshold value was chosen so as to minimize the fraction of events in the π^+ energy spectrum “tail” caused by the electromagnetic shower leakage in the CsI calorimeter, while keeping the data acquisition live time fraction at $\sim 0.8 - 0.9$.

The $\pi \rightarrow e\nu$ branching ratio can be evaluated as

$$B_{\pi e2} = \frac{N_{\text{HT}}(1 + \varepsilon)}{A_{\pi e2} N_{\pi^+} f_{\pi e2}(T)}, \quad (3)$$

where N_{HT} is the number of recorded π_{e2} events above the E_{HT} energy, $\varepsilon = N_t/N_{\text{HT}}$ is the ratio of the “tail” to “HT” π_{e2} events, $A_{\pi e2}$ is the detector acceptance, N_{π^+} is the number of stopped beam pions recorded during the experiment, while $f_{\pi e2}(T)$ is the pion decay probability between the pion stop time, $t = 0$, and the end of the trigger gate, $t = T \simeq 220$ ns. The most precise stopped pion count is obtained by recording the sequential (Michel) $\pi \rightarrow \mu \rightarrow e$ chain decay:

$$B_{\pi \mu e} = \frac{N_{\pi \mu e}}{A_{\pi \mu e} N_{\pi^+} f_{\pi \mu e}(T)}, \quad (4)$$

where $B_{\pi\mu e} \simeq 1$ is the branching ratio for the $\mu \rightarrow e \nu \bar{\nu}(\gamma)$ decay, $A_{\pi\mu e}$ and $N_{\pi\mu e}$ are the detector acceptance and the number of muon decays, and $f_{\pi\mu e}$ is the trigger gate decay probability.

Combining the two expressions to eliminate N_{π^+} gives:

$$B_{\pi e 2} = \frac{N_{\text{HT}}(1 + \varepsilon)}{N_{\pi\mu e}} \cdot \frac{A_{\pi\mu e}}{A_{\pi e 2}} \cdot \frac{f_{\pi\mu e}(T)}{f_{\pi e 2}(T)} B_{\pi\mu e}, \quad (5)$$

which conveniently factorizes into quantities that share many of the same systematic uncertainties.

A detailed analysis of the optimum choice of trigger parameters (T , E_{HT} , LT/HT prescaling, DAQ rates, etc.), presented in Ref.[1], has demonstrated that the PEN detector system is capable of reaching statistical uncertainty levels in π_{e2} decay that are an order of magnitude better than those obtained in previous experiments in about six months of beam time.

The systematic uncertainties relevant to the PEN measurements are:

1. Discrimination of pion and muon events: Due to low μ decay pile-up and the digitized target waveforms misidentified events will be kept at the level below 10^{-4} .
2. The pion and muon decay normalization: The well determined Michel parameter ρ controlling the shape of the μ^+ decay positron energy spectrum, in conjunction with the low energy threshold below 1 MeV, and the absolute calorimeter energy calibration attained in previous measurements, are projected to yield $\Delta N_{\pi\mu e}/N_{\pi\mu e} = 1 \times 10^{-4}$.
3. The ratio of acceptances for π_{e2} and Michel decay events: Shared systematics of the signal and normalization decay limits the uncertainties to $\sim 1 \times 10^{-4}$.
4. A correction for radiative muon decays: In-situ measurement of the radiative decays leads to sub- 10^{-4} accuracy.
5. Nuclear interactions correction: Suppressed in the HT data sample via analysis cuts, will be simulated for the LT "tail" in the full detector Monte Carlo calculation to 10% accuracy. It will also be measured with our LT trigger.
6. The zero time definition: 5 ps accuracy in the mean value for $t = 0$ is achievable with digitized waveforms.

Thus, an overall systematic uncertainty in the range of $2 - 4 \times 10^{-4}$ is an attainable goal in the PEN experiment.

4 Preliminary results

Tightly focused π^+ beam tunes were developed for a dozen beam momenta between 67 and 85 MeV/c, with the pion stopping rates ranging from 1,000 to 20,000 π^+ /s. The beam particles are first detected in a thin upstream beam counter made of plastic

scintillator, 3.61 m upstream of the detector center. The beam pions are subsequently slowed down in the active degrader and stopped in the active target.

We have used several cylindrical-shaped degraders of different thicknesses, the final one being a 4-wedge scintillator capable of lateral beam particle tracking. It consisted of two pairs of plastic scintillators with the thicknesses tapering from 5 to 1.5 mm along the horizontal and vertical directions. The lateral beam particle coordinates were determined by the ratios of energy depositions in the pairs of wedges. The points of closest approach (PCA) of the reconstructed beam particle paths and the back-tracked decay positron hits recorded by the MWPC's define the π^+ or μ^+ decay vertex inside the target. Comparison of a Monte Carlo simulation of the PCA distributions with the experimental histograms reveals that the vertex resolution root-mean-square is better than 2 mm.

The reconstructed π^+/μ^+ vertex allows, in turn, the calculation of the e^+ path length in the target and the prediction of the positron contribution to the measured target signal.

The PMT signals for the upstream beam detector, active degrader and active target were digitized in conventional FASTBUS and CAMAC ADC and TDC units as well as by a waveform digitizer, the Acqiris DC282 four-channel unit operated at 2 GS/s sampling rate (2 channels/ns), and yielding an effective 7-bit resolution.

Examples of the recorded beam counter waveforms are given in the six panels of Fig. 2. The data quality is illustrated in the π^+ time-of-flight (TOF) spectrum (Fig. 3), representing the time differences between the target and the degrader hits.

By applying a cut on the monoenergetic 4.1 MeV μ^+ peak in the active target waveform, one can discriminate between the π_{e2} signal events and $\pi \rightarrow \mu \rightarrow e$ background events after the e^+ -in-target energy contribution has been subtracted. The total energy spectrum of the π_{e2} decay positron identified by such a cut is shown in Fig. 4 for a subset of 2008 HT data.

Finally, the time spectra of the π_{e2} signal and Michel background events with respect to the stopping π^+ time are shown in the Fig. 5. The *rms* time resolution between the target and degrader is 78 ps for beam pions. Similarly, the *rms* time resolution between the upstream beam detector and the active degrader is approximately 120 ps. These time resolutions correspond to $O(10\%)$ of the bin width of the waveforms from which the timing was deduced.

5 Conclusion and future plans

We have upgraded the PIBETA detector to optimize it for the task of a precise measurement of the $\pi^+ \rightarrow e^+ \nu$ decay ratio at PSI. Two development runs were successfully completed in 2007 and 2008, with the beam stop and DAQ rates ramped up to the design specifications. To date we have recorded 4.7×10^6 raw $\pi \rightarrow e \nu$

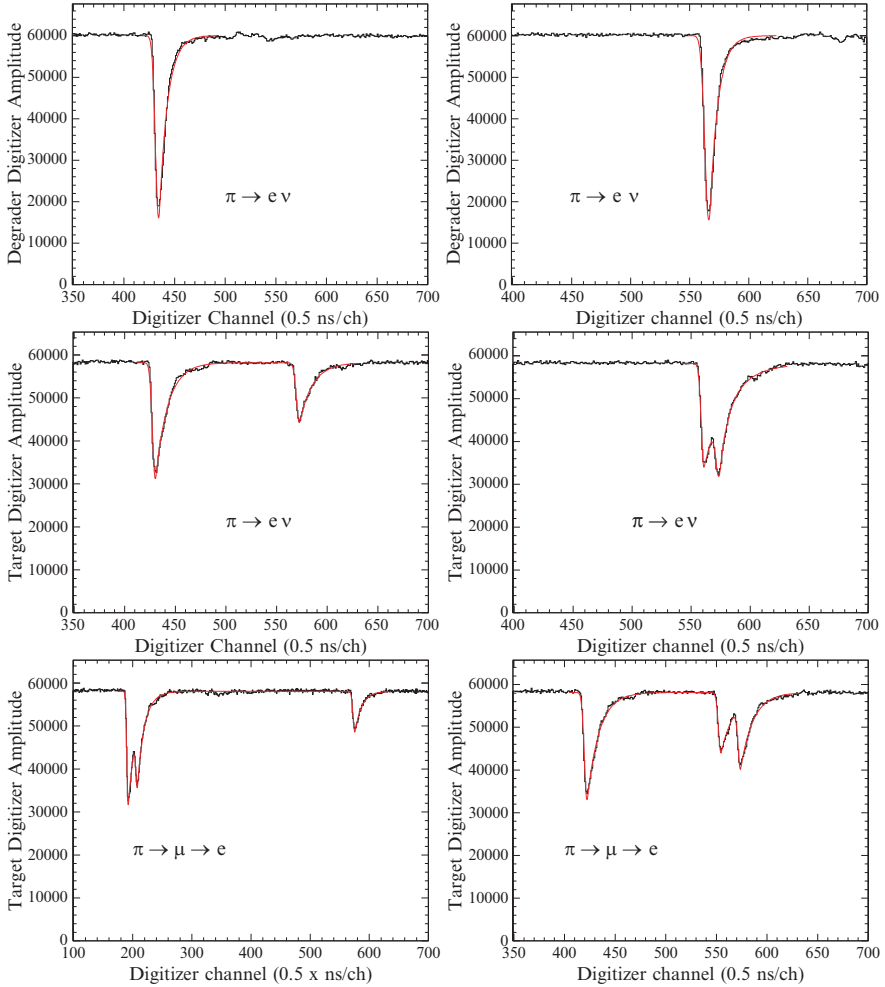


Fig. 2 Digitized PMT waveforms of the single-piece active degrader counter (top panels) and the corresponding active target waveforms for two $\pi \rightarrow e \nu$ decay events (middle panels) and two Michel $\pi \rightarrow \mu \rightarrow e$ chain decay events (bottom panels) from the 2007 development run. The time scale is 2 channels/ns

events, before analysis cuts are applied, corresponding to the statistical uncertainty of $\delta B/B = 5 \times 10^{-4}$. The replay of the data set collected so far is under way as of this writing, in preparation for a production run in 2009 that is planned to complete the required statistics [13].

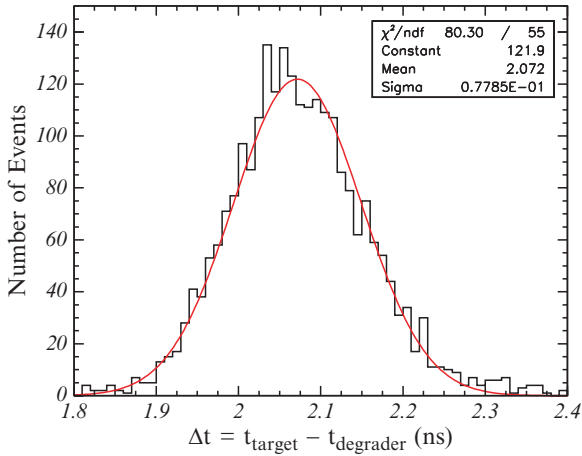


Fig. 3 Time-of-flight spectrum between the degrader and target with $rms = 78$ ps. The contributions to rms come from the beam momentum spread and instrumental resolution

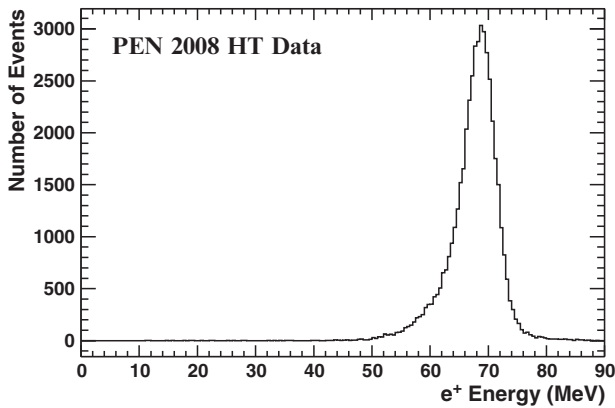


Fig. 4 The high threshold $\pi^+ \rightarrow e^+ \nu$ energy spectrum for a subset of the 2008 data. Michel background has been suppressed by the cut on the total energy deposited in the target

The PEN experiment has been supported by the National Science Foundation (NSF PHY-0653356), the Paul Scherrer Institute and the Russian Foundation for Basic Research (Grant No. 08-02-00652a).

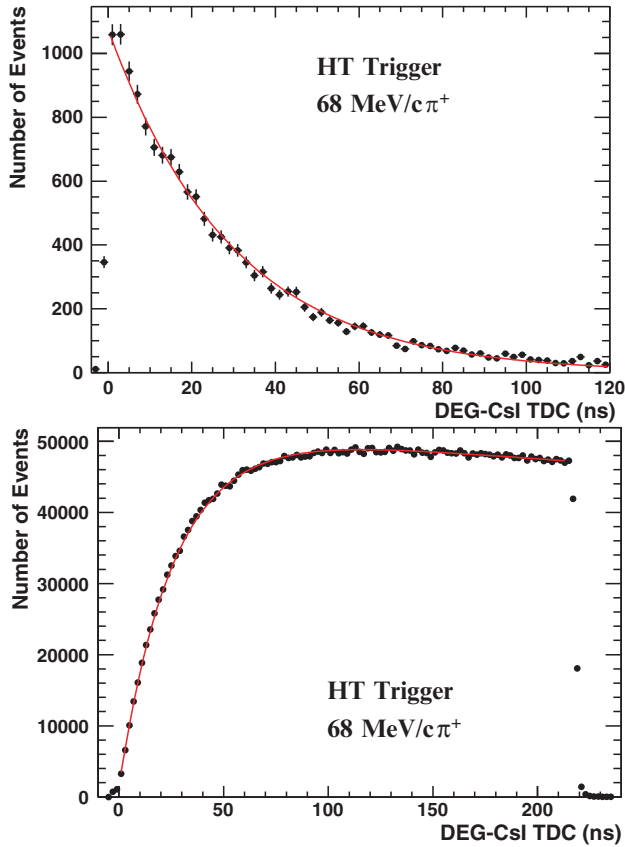


Fig. 5 Calorimeter time distributions with respect to the π^+ stop time for $\pi \rightarrow e \nu$ events (top panel) and $\pi \rightarrow \mu \rightarrow e$ decay chain events (bottom panel) for a subset of 2007 data

References

1. PEN Collaboration: Precise Measurement of the $\pi^+ \rightarrow e^+ \nu$ Branching Ratio. Paul Scherrer Institute Proposal R-05-01. Available at http://pen.phys.virginia.edu/proposal/pen_proposal.pdf.
2. W. J. Marciano, A. Sirlin: Radiative corrections to π_{l2} decays. *Phys. Rev. Lett.* **71**, 3629–3632 (1993)
3. M. Finkemeier: Radiative corrections to π_{l2} and K_{l2} decays. *Phys. Lett. B* **387**, 391–394 (1996)
4. V. Cirigliano, I. Rosell: Two-Loop Effective Theory Analysis of $\pi(K) \rightarrow e \bar{\nu}_e [\gamma]$ Branching Ratios. *Phys. Rev. Lett.* **99**, 231801–4 (2007)
5. D.I. Britton, S. Ahmad, D.A. Bryman, R.A. Burnham, E.T.H. Clifford, P. Kitching, Y. Kuno, J.A. Macdonald, T. Numao, A. Olin, J-M. Poutissou, M.S. Dixit: Measurement of the $\pi^+ \rightarrow e^+ \nu$ branching ratio. *Phys. Rev. Lett.* **68**, 3000–3003 (1992)
6. G. Czapek, A. Federspiel, A. Flükiger, D. Frei, B. Hahn, C. Hug, E. Hugentobler, W. Krebs, U. Moser, D. Muster, E. Ramseier, H. Scheidiger, P. Schlatter, G. Stucki, R. Abela, D. Renker, E. Steiner: Branching ratio for the rare pion decay into positron and neutrino. *Phys. Rev. Lett.* **70**, 17–20 (1993)

7. D.A. Bryman, $\pi \rightarrow e\nu$ decay: window on the generation puzzle. *Comments Nucl. Part. Phys.* **21**, 101–122 (1993)
8. A. Masiero, P. Paradisi, R. Petronzio, Probing new physics through μ -e universality in $K \rightarrow \bar{l}\nu$. *Phys. Rev. D* **74**, 011701–5(R) (2006)
9. E. Frlež, D. Počanić, Assamagan, et al.: Design, commissioning and performance of the PI-BETA detector at PSI. *Nucl. Inst. and Meth. A* **526**, 300–347 (2004)
10. E. Frlež, D. Počanić, V. A. Baranov, et al.: Precise Measurement of the Pion Axial Form Factor in the $\pi^+ \rightarrow e^+\nu_e\gamma$ Decay. *Phys. Rev. Lett.* **93**, 181804-1-4 (2004)
11. D. Počanić, E. Frlež, V.A. Baranov, et al.: Precise Measurement of the $\pi^+ \rightarrow \pi^0 e^+\nu$ Branching Ratio. *Phys. Rev. Lett.* **93**, 181803-1-4 (2004)
12. M. Bychkov, D. Počanić, B.A. VanDevender, et al.: New Precise Measurement of the Pion Weak Form Factors in the $\pi^+ \rightarrow e^+\nu\gamma$ Decay. hep-ph arXiv:0804.1815v1 (2008)
13. PEN Collaboration Home Page, <http://pen.phys.virginia.edu/>.