

---

# A Review of Biopesticides and Their Mode of Action Against Insect Pests

Senggottayan Senthil-Nathan

---

## Abstract

Biopesticides, including entomopathogenic viruses, bacteria, fungi, nematodes, and plant secondary metabolites, are gaining increasing importance as they are alternatives to chemical pesticides and are a major component of many pest control programs. The virulence of various biopesticides such as nuclear polyhedrosis virus (NPV), bacteria, and plant product were tested under laboratory conditions very successfully and the selected ones were also evaluated under field conditions with major success. Biopesticide products (including beneficial insects) are now available commercially for the control of pest and diseases. The overall aim of biopesticide research is to make these biopesticide products available at farm level at an affordable price, and this would become a possible tool in the integrated pest management strategy. Moreover, biopesticide research is still going on and further research is needed in many aspects including bioformulation and areas such as commercialization. There has been a substantial renewal of commercial interest in biopesticides as demonstrated by the considerable number of agreements between pesticide companies and bioproduct companies which allow the development of effective biopesticides in the market. This paper has reviewed the important and basic deflection of major biopesticides in the past. The future prospects for the development of new biopesticides are also discussed.

---

S. Senthil-Nathan (✉)  
Division of Biopesticides and Environmental  
Toxicology, Sri Paramakalyani Centre for Excellence  
in Environmental Sciences, Manonmaniam  
Sundaranar University, 627 412 Alwarkurichi,  
Tirunelveli, Tamil Nadu, India  
e-mail: [senthil@msuniv.ac.in](mailto:senthil@msuniv.ac.in);  
[senthilkalaidr@hotmail.com](mailto:senthilkalaidr@hotmail.com)

---

## 1 Introduction

### 1.1 Biopesticides

Biopesticides are developed from naturally occurring living organisms such as animals, plants, and microorganisms (e.g., bacteria, fungi, and viruses) that can control serious plant-damaging insect pests by their nontoxic eco-friendly mode of

actions, therefore reaching importance all over the world. Biopesticides and their by-products are mainly utilized for the management of pests injurious to plants (Mazid et al. 2011).

Biopesticides are classified into three different categories: (1) plant-incorporated protectants, (2) microbial pesticides, and (3) biochemical pesticides. They do not have any residue problem, which is a matter of substantial concern for consumers, specifically for edible fruits and vegetables. When they are used as a constituent of insect pest management, the efficacy of biopesticides can be equal to that of conventional pesticides, particularly for crops like fruits, vegetables, nuts, and flowers. By combining synthetic pesticide performance and environmental safety, biopesticides execute efficaciously with the tractability of minimum application limitations and with superior resistance management potential (Kumar 2012; Senthil-Nathan 2013).

Copping and Menn (2000) reported that biopesticides have been gaining attention and interest among those concerned with developing environmentally friendly and safe integrated crop management (ICM)-compatible approaches and tactics for pest management. In particular, farmers' adoption of biopesticides may follow the recent trend of "organically produced food" and the more effective introduction of "biologically based products" with a wide spectrum of biological activities against key target organisms, as well as the developing recognition that these agents can be utilized to replace synthetic chemical pesticides (Menn and Hall 1999; Copping and Menn 2000; Chandrasekaran et al. 2012; Senthil-Nathan 2013).

Insecticides from microorganisms extend a unique chance to developing countries to research, and they have possessed to develop natural biopesticide resources in protecting crops. The utilization of biopesticide programs would be required to prevent the development of resistance in target insect pests to synthetic chemical pesticides and toxins from biopesticides (Copping and Menn 2000; Senthil-Nathan 2006; Senthil-Nathan et al. 2006, 2009).

Compared with chemical pesticides, biopesticides do not present the same regulatory prob-

lems seen with chemical pesticides. Biopesticides are frequently target specific, are benign to beneficial insects, and do not cause air and water quality problems in the environment, and also agricultural crops can be reentered soon after treatment. Microorganisms from nature can also be used in organic production, and risks to human health are low. In addition, the usage of biopesticides has other several advantages; e.g., many target pests are not resistant to their effects (Goettel et al. 2001; EPA 2006).

Biopesticides derived from bacteria like *Bacillus thuringiensis* (Bt), a large array of fungi, viruses, protozoa, and some beneficial nematodes have been formulated for greenhouse, turf, field crop, orchard, and garden use (Hom 1996; Butt et al. 2001a, b; Grewal et al. 2005; EPA 2006). Biocontrol microbials, their insecticidal metabolic products, and other pesticides based on living organisms are sorted as biopesticides by the EPA. There are hundreds of registered products enlisted in EPA (2013).

---

## 2 Microbial Pesticides

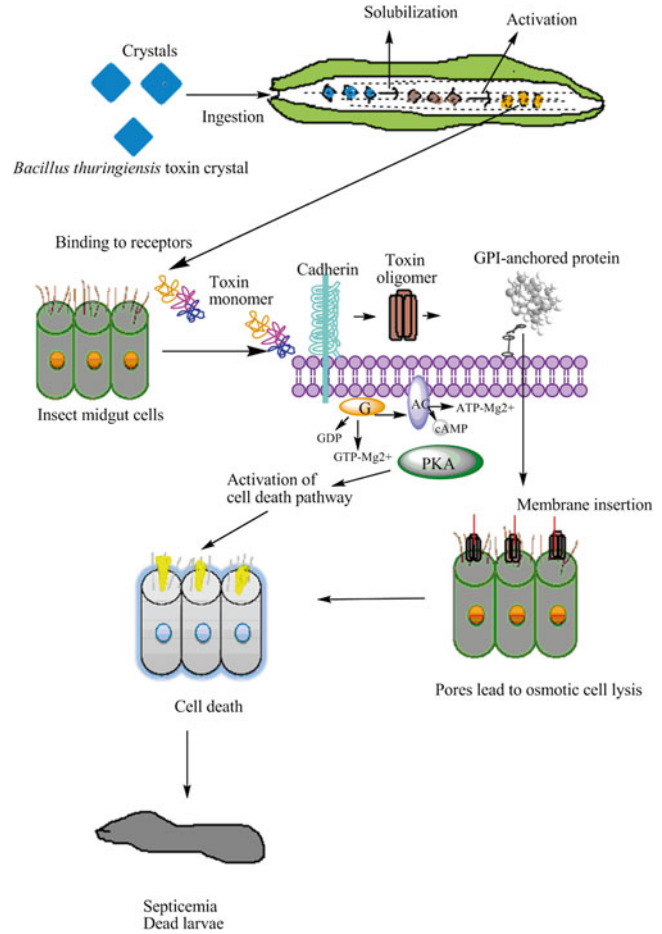
### 2.1 Bacteria

#### 2.1.1 *Bacillus thuringiensis*

Beginning in the 1980s and continuing to the present, a different molecular approach has been employed to develop market acceptance of biopesticides. Earlier, several efforts were aimed at establishing microbial insecticides, like *Bt*, which has been used commercially over 40 years (Gelernter and Schwab 1993). Later, some *Bacillus* species such as *Bacillus thuringiensis israelensis* *Bti* and *Bacillus sphaericus* 2362 (*Bs*) were found particularly effective against mosquito (Revathi et al. 2013) and other dipteran larvae. *Bti* was first discovered to have increased toxicity against mosquito larvae in 1975 (Goldberg and Margalit 1977).

Various bacterial species and subspecies, especially *Bacillus*, *Pseudomonas*, etc., have been established as biopesticides and are primarily used to control insect and plant diseases. Most salient among these are insecticides based on

**Fig. 1** Mode of action of *Bt* toxin against lepidopteran insects



several subspecies of *Bacillus thuringiensis* Berliner. These include *B. thuringiensis* ssp. *kurstaki* and *aizawai*, with the highest activity against lepidopteran larval species; *B. thuringiensis israelensis*, with activity against mosquito larvae, black fly (simuliid), and fungus gnats; *B. thuringiensis tenebrionis*, with activity against coleopteran adults and larvae, most notably the Colorado potato beetle (*Leptinotarsa decemlineata*); and *B. thuringiensis japonensis* strain Buibui, with activity against soil-inhabiting beetles (Carlton 1993; Copping and Menn 2000).

*Bt* produces crystalline proteins and kills few target insect pest species like lepidopteran species. The binding of the *Bt* crystalline proteins to insect gut receptor determines the target insect pest (Kumar 2012).

Toxicity of *Bti* and some other toxic strains is commonly imputed to the parasporal inclusion bodies ( $\delta$ -endotoxins) which are produced during sporulation time. These endotoxins must be assimilated by the larvae to accomplish toxicity. *Bt* and their subspecies produce different insecticidal crystal proteins ( $\delta$ -endotoxins), and their toxicity was determined (Chilcott et al. 1983; Aronson and Shai 2001). These toxins, when ingested by the larvae, can damage the gut tissues, leading to gut paralysis. After that, the infected larvae stop feeding and finally they die from the combined effects of starvation and midgut epithelium impairment (Fig. 1) (Betz et al. 2000; Zhu et al. 2000; Darboux et al. 2001).

Some other microbial pesticides act by out-competing insect pest organisms. Microbial

pesticides need to be continuously supervised to ensure that they do not become capable of injuring nontarget organisms, including humans (Mazid et al. 2011). In previous studies, the microbial pesticide advance has resulted in a significant decrease of synthetic chemical insecticide usage (James 2009).

Gray et al. (2006) reported *Bt* toxins produced by plant growth-promoting rhizobacteria, which also develop bacteriocin compounds of insecticidal attributes. *Bt* is marketed worldwide for the control of different important plant pests, mainly caterpillars, mosquito larvae, and black flies. Commercial *Bt*-based products include powders containing a combination of dried spores and crystal toxins. They are applied on leaves or other environments where the insect larvae feed. Toxin genes from *Bt* have been genetically engineered into several crops.

### 3 Fungi

#### 3.1 *Metarhizium anisopliae*

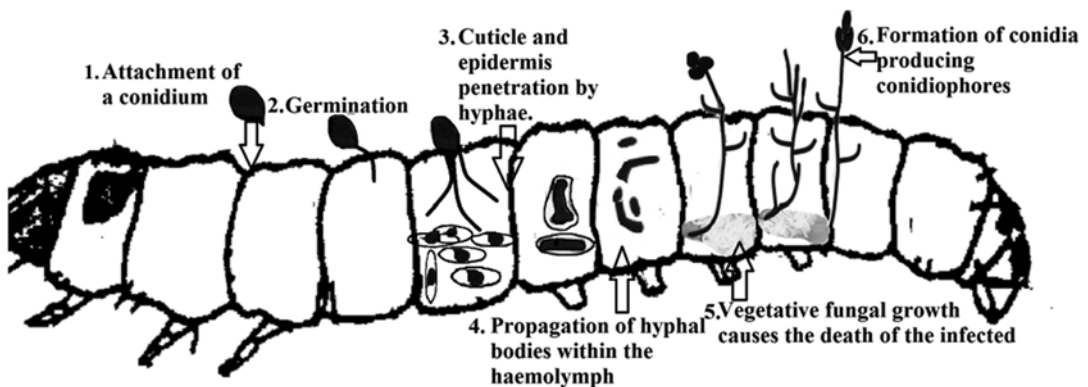
*M. anisopliae* Sorokin var. *anisopliae* is an essential entomopathogenic fungus. It propagates worldwide in the soil, demonstrating a wide range of insect host species. This subspecies was first described in 1879 by Metschnikoff, under the term *Entomophthora anisopliae*, as a pathogen of the wheat cockchafer, and later it

was termed *M. anisopliae* by Sorokin in 1883 (Tulloch 1976).

Several entomopathogenic fungi and their derivatives are also used as microbial pesticides. *M. anisopliae* are hyphomycete entomopathogenic fungi most widely used for insect pest control and are ubiquitous worldwide. This species comprises a huge number of different strains and isolates of various geographical origins and from different types of hosts (Roberts and St. Leger 2004).

Under natural conditions, *Metarhizium* are found in the soil, where the moist conditions permit filamentous growth and production of infectious spores, called conidia, which infect soil-dwelling insects upon contact (Fig. 2). *M. anisopliae* has the potential to be used as a biocontrol agent, particularly for malaria vector species, and is also a suitable candidate for further research and development (Mnyone et al. 2010).

Driver et al. (2000) reevaluated the taxonomy of the genus *Metarhizium* using sequence data from ITS and 28S rDNA D3 regions and also using RAPD patterns, revealing ten distinguishable clades. *M. anisopliae* var. *anisopliae* represents clade 9. These entomopathogenic fungi have been viewed as safe and regarded as an environmentally satisfactory alternative to synthetic chemical pesticides (Domsch et al. 1980; Zimmermann 1993). Recently, these entomopathogenic fungi have been registered as microbial agents and are also under commercial development for the biological control of several pests (Butt et al. 2001a, b).



**Fig. 2** Mode of action of entomopathogenic fungi against lepidopteran insects

*M. anisopliae* strains are obtained from different geographical localities (Fegan et al. 1993), as suggested, among others, by extremely variable toxicities (Goettel and Jaronski 1997). *M. anisopliae* have been used on a large scale in countries like Brazil, where 100,000 ha of sugarcane are treated every year (Faria and Magalhães 2001). They are released in the field after thorough assessment of strains. Consorting to Goettel et al. (2001) have reported that the growth and application of fungi as microbial agents for biocontrol of insect pest involve tests with mammalian models to evaluate possible human and animal health risks.

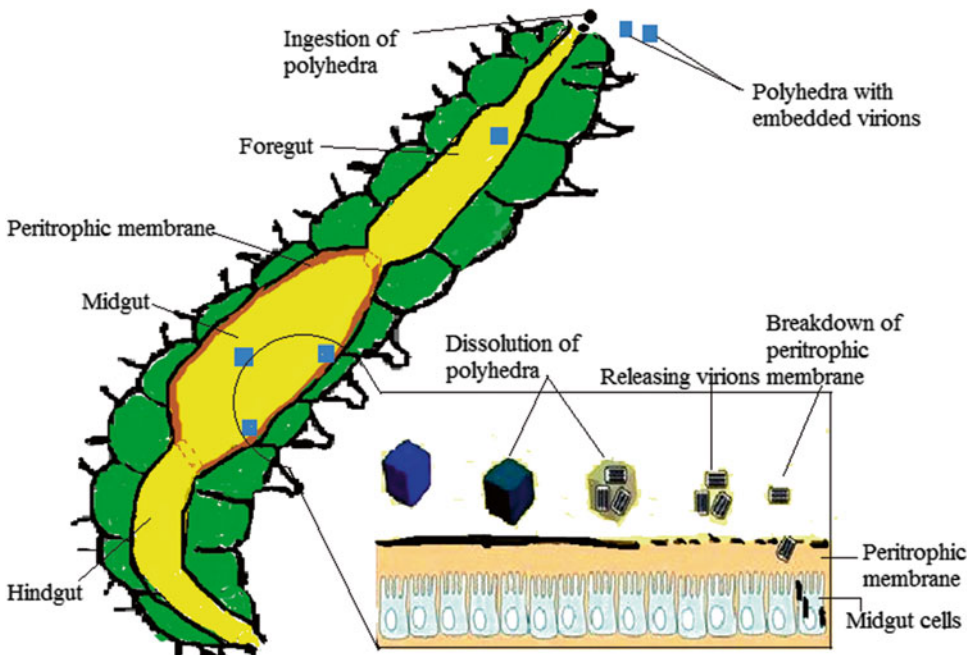
## 4 Virus

### 4.1 Baculovirus

Baculoviruses are double-stranded DNA viruses present in arthropods, mainly insects. Baculoviruses are usually highly pathogenic and have been used efficaciously in their natural form as biocontrol agents against numerous serious insect pests

(Moscardi 1999). Even so, the application of baculoviruses is still limited in the field of agriculture and horticulture where the thresholds for pest damage tend to be minimized. In Lepidoptera, i.e., the primary group where baculoviruses have been isolated, they only cause mortality in the larval stage (Cory 2000).

Baculoviruses need to be ingested by the larvae to initiate infection. After ingestion, they enter the insect's body through the midgut and from there they spread throughout the body, although in some insects, infection can be limited to the insect midgut or the fat body (Fig. 3). Two groups of baculoviruses exist: the nucleopolyhedroviruses (NPVs) and granuloviruses (GVs). In NPVs, occlusion bodies comprise numerous virus particles, but in GV, occlusion bodies ordinarily contain just one virus particle. A common feature of baculoviruses is that they are occluded, i.e., the virus particles are embedded in a protein matrix. The presence of occlusion bodies plays an essential role in baculovirus biology as it allows the virus to survive outside the host (Cory 2000).



**Fig. 3** Mode of action of baculoviruses against lepidopteran insects

Recently, it has been substantially demonstrated that baculoviruses are not infectious to vertebrates and plants. Also within the insects, their host range is restricted to the order from which they were isolated. Genetic engineering of baculoviruses has so far been restricted to isolates from Lepidoptera (Kolodny-Hirsch et al. 1997). Baculoviruses vary in the number of hosts that they can infect; some seem to be particular to one species and hence are very unlikely to be a hazard when genetically modified, whereas others infect a range of hosts (Barber et al. 1993; Richards et al. 1999; Cory et al. 2000).

The majority of new baculovirus recombinants now employ insect-selective toxins. Genetic modification has been mostly carried out on the alfalfa looper, *Autographa californica* NPV (AcNPV)-the virus for which most molecular information is available, including the complete DNA sequence, which permits precise insertion of foreign genes. Recently, the development of genetically modified baculoviruses has expanded to other strains of commercial or regional interest (Popham et al. 1997; Cory 2000).

Baculovirus-infected insect larvae have primarily initiated a cascade of molecular and cellular appendages finally the larva enters into the death and the development of huge amounts of polyhedral occlusion bodies comprising rod-shaped virions (Miller 1997). Lately, a naturally occurring baculovirus (*Agrotis ipsilon* multiple nucleopolyhedrovirus, family Baculoviridae, AgipMNPV) was indicated to have hope as a microbial insecticide for controlling *A. ipsilon* in turf (Prater et al. 2006).

Numerous viral formulations are available primarily for the control of caterpillar pests. For instance, Certis has recently registered Madex™, an increased-potency codling moth granulosis virus (GV) that also affects oriental fruit moth (OFM). Certis also deals Cyd-X™, which also contains the codling moth GV and which can be an efficient tool for codling moth management (Arthurs and Lacey 2004; Arthurs et al. 2005). Aside from Madex and Cyd-X, Certis markets Gemstar™, which contains *Heliothis zea* NPV, and Spod-X™, which contains beet armyworm NPV. Gemstar is also registered for the control of

lepidopteran pests, like the cotton bollworm and budworm, caterpillars that are mainly dangerous insect pests of corn, soybean, and other vegetables (Arthurs et al. 2005). Furthermore, Certis has registered a celery looper (*Syngrapha falcifera*) NPV and an alfalfa looper (*Autographa californica*) NPV (EPA 2006).

---

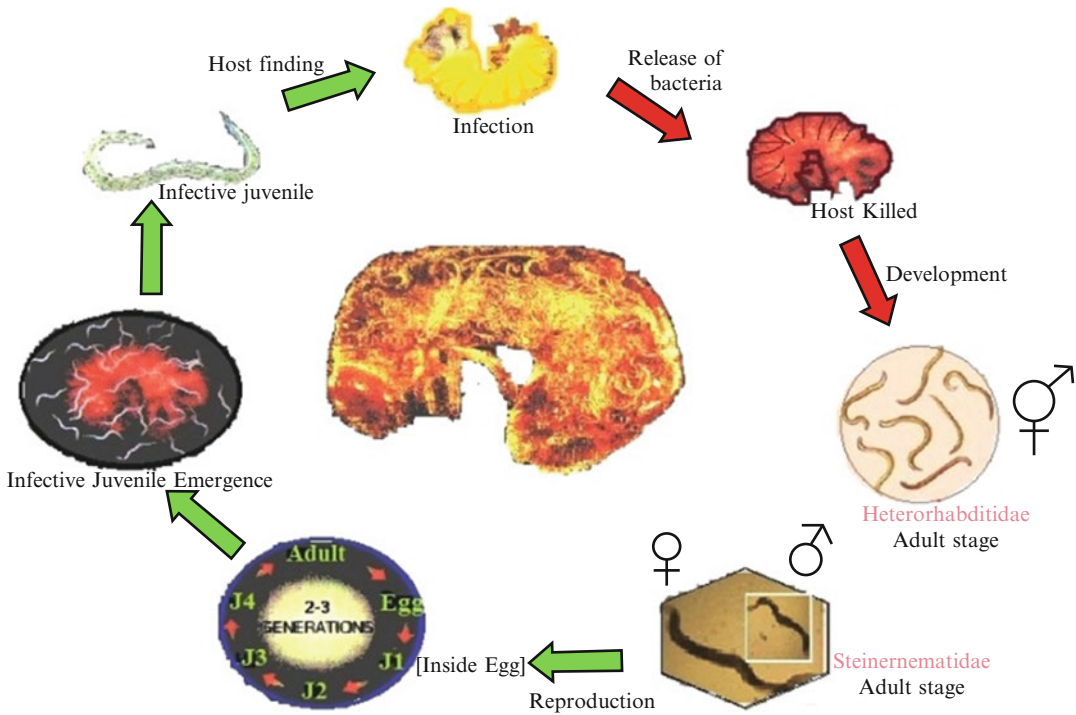
## 5 Nematodes

### 5.1 *Steinernema* (Rhabditida)

One of the new hot products in biopesticide is nematodes. Pest nematodes can be supervised with cover crops, crop rotation, and internalization of organic material into the soil (McSorely 1999). In the early 1990s, various effective entomopathogenic nematodes from two genera, namely, *Steinernema* and *Heterorhabditis* (Nematoda: Rhabditida), were discovered and established as a biocontrol agent against insects (Copping and Menn 2000).

Insect-parasitic nematodes may encroach upon soil-dwelling stages of insects and kill them within 48 h through the expulsion of pathogenic bacteria. After the host dies, the infectious stages of the nematodes become adults and a modern generation of infective juveniles (IJs) develops (Fig. 4). Entomopathogenic nematodes are commonly available for plant protection from serious insect pests and diseases, and also there have been various efforts to biocontrol insect pest populations in the field by employing IJs via spraying. Nevertheless, little is known about the ability of indigenous nematodes to influence insect pest populations (Peters 1996).

In nematodes, the parasitic cycle is initiated by the third-stage IJs. These nonfeeding juveniles infest suitable insect host and enter through the insect's natural body openings like the anus, mouth, and spiracles (Grewal et al. 1997). Once they have entered inside the host, nematodes infest the hemocoel and then release their symbiotic bacteria into the intestine. After that, the bacteria cause septicemia, killing the host within 24–48 h (Fig. 4). The uptake of IJs is rapidly manipulating by the bacteria and decomposed the



**Fig. 4** Mode of action of entomopathogenic nematodes against lepidopteran insects

host tissues. Almost two to three generations of the nematodes are finished within the host cadaver (Pomar and Leutenegger 1968; Bird and Akhurst 1983).

In previous research studies, it has been clearly indicated that entomopathogenic nematodes can be effective biocontrol agents against some of the major insect pest families found in stored goods like Pyralidae (Shannag and Capinera 2000) and Curculionidae (Duncan and McCoy 1996; Shapiro and McCoy 2000). Earlier, Morris (1985) had demonstrated the susceptibility of insect pests found in stored products, including *Ephestia kuehniella* Zeller and *Tenebrio molitor* L., to an increased concentration of nematodes. Georgis (1990) had also advocated a field concentration of >2.5 billion nematodes/ha against some of the major insect pests of row crops, but concentrations few times higher (7–15 billion/ha) are demanded to accomplish the control of pest population (Loya and Hower 2002).

## 6 Protozoa

### 6.1 Nosema

In previous studies, protozoan diseases of insects are ubiquitous in nature and constitute an essential regulatory role in insect populations (Maddox 1987; Brooks 1988). Microsporidia, such as *Nosema* spp., are generally host specific and slow acting, most frequently producing chronic infections. The biological activities of most entomopathogenic protozoa are complex. They grow only in living hosts and some species necessitate an intermediate host. Microsporidia species are among the most commonly observed, and their main benefits are persistence and recycling in host populations and their debilitating effect on reproduction and overall fitness of target insects. As inundatively utilized microbial control agents, some species have been moderately successful (Solter and Becnel 2000).

Some protozoan species are pathogenic like *Nosema locustae* for grasshoppers, which is the only species that has been registered and established commercially (Henry and Oma 1981). *N. bombycis*, the first reported microsporidium, is a pathogen of silkworm pébrine, which persisted in Europe, North America, and Asia during the mid-nineteenth century (Becnel and Andreadis 1999). Pébrine is still an epidemic and causes heavy economic losses in silk-producing countries such as China (Cai et al. 2012).

Almost 1,000 protozoan species, mainly microsporidia, attack invertebrates, including numerous insect species like grasshoppers and heliothine moths. Virtually renowned insect-pathogenic protozoan species are *Nosema* spp. and *Vairimorpha necatrix*. Protozoans produce spores, which are the infectious phase in several susceptible insects. *Nosema* spp. spores are assimilated by the host and develop in the midgut. Germinating spores are released from the sporoplasm and invade host target cells, inducing massive infection and demolishing organs and tissues. Sporulation process begins again from the infected tissues and, upon expulsion and ingestion by a susceptible host, induces an epizootic infection. Naturally, parasitoids and insect predators commonly act as vectors distributing the disease (Brooks 1988).

## 7 Botanical Insecticides

Since ancient times, natural compounds from plants were used, more or less efficaciously to give security from insect pests. In the nineteenth century, these compounds became scientifically established and widely utilized in the earlier period of the twentieth century (Morgan 2004). Plants and some insects have coexisted on the earth for almost three and a half million years, which has allowed lots of time for both to develop offensive and defensive strategies. Plants have developed many strategies to assist themselves from being assaulted by predators. An example of such plant strategy is developing compounds that are highly toxic to insects (Warthen and Morgan 1985; Arnason et al. 1989; Morgan and Wilson 1999; Nisha et al. 2012).

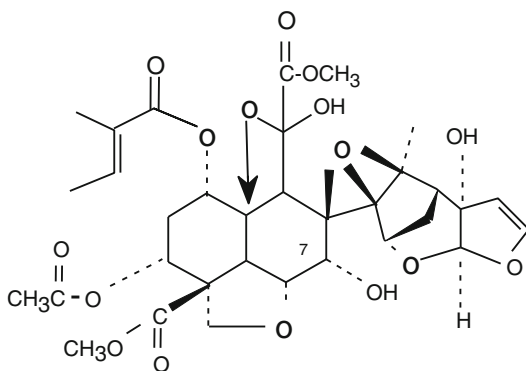
### 7.1 Neem

In Asia, neem has an extensive history of use mainly against household and storage pests and, to some extent, against insect pests of crops. Nevertheless, a breakthrough in the insecticidal application of neem was attained by Pradhan et al. (1962) who successfully protected the crops from insects by applying them with low concentration of 0.1 % neem seed kernel suspension during a locust invasion. The Indian neem tree (*Azadirachta indica*) is one of the most important limonoid-producing plants from the Meliaceae family. Several components of its leaves and seeds show marked insect control potential, and due to their relative selectivity, neem products can be recommended for many programs on crop pest management (Schmutterer 1990). Neem product activity has been assessed against 450–500 insect pest species in different countries around the world, and from that, 413 insect pest species are reportedly susceptible at various concentrations (Schmutterer and Singh 1995).

In India alone, neem activity has been assessed against 103 species of insect pests, 12 nematodes, and several pathogenic fungi (Singh and Kataria 1991; Arora and Dhaliwal 1994). Some recent reviews on the potential of neem in pest management include those of Singh (1996, 2000), Singh and Raheja (1996), Naqvi (1996), Saxena (1998), and Dhaliwal and Arora (2001). Most works have focused on azadirachtin (Fig. 5) richly from neem seed extracts which act as both strong antifeedants and insect growth regulators. Azadirachtin affects the physiological activities of insects (Mordue (Luntz) and Blackwell 1993) and does not affect other biocontrol agents. Further, neem products are biodegradable and nontoxic to non-target organisms (Senthil-Nathan 2013).

In several Asian countries, numerous studies have measured neem activity alone or in combination with established insecticides and other biocontrol agents of damaging insect pests in agricultural crop system (Abdul Kareem et al. 1987; Senthil-Nathan et al. 2005a, 2006). In Indian field trials carried out, neem treatments were determined to be effective against some insect species like green leafhopper, yellow stem





**Fig. 5** Structure of azadirachtin

borer, rice gall midge, rice leaffolder, and grasshopper (Dhaliwal et al. 1996; Nanda et al. 1996; Senthil-Nathan et al. 2009).

## 7.2 *Melia azedarach*

The promotion of botanicals as eco-friendly pesticides, microbial sprays, and insect growth regulators has been a major concern amid the presence of other control measures like beneficial insects, all of which demand an integration of supervised insect pest control (Ascher et al. 1995). Plant-based insecticides are developed naturally from plant chemicals extracted for use against serious insect pests. As a result of concerns about the ecological continuity of synthetic pesticides and their potential toxicity to humans, nontarget beneficial insects, and some domestic animals, there is a regenerated interest in natural products to control insect pests. From this conclusion, the development of biopesticides seems to be a logical choice for further investigation. Meliaceae and Rutaceae species have received much attention due to the fact that they are a rich source of triterpenes known as limonoids (Connolly 1983).

The Meliaceae plant family is known to hold an assortment of compounds with insecticidal, antifeedant, growth-regulating, insect-deforming, and growth-modifying properties (Champagne et al. 1989; Schmutterer 1990; Mordue (Luntz) and Blackwell 1993; Senthil-Nathan and Kalaivani 2005, 2006; Senthil-Nathan 2006; Senthil-Nathan et al. 2004, 2005a, b, c).

*M. azedarach*, otherwise known as chinaberry or Persian lilac tree, is a deciduous tree that originates from northwestern India, and it has been recognized for its insecticidal properties, which are still to be entirely analyzed. This tree grows in the tropical and subtropical parts of Asia, but nowadays it is also cultivated in other warm places of the world because of its considerable climatic tolerance. The leaves of *M. azedarach* are used for their insecticidal activity, whereas the fruit extracts of *M. azedarach* produce a variety of effects in insects, such as growth retardation, reduced fecundity, molting disorders, and behavior changes (Ascher et al. 1995).

The antifeedant and insect growth-regulating effects of *M. azedarach* extracts are known for many insects (Connolly 1983; Saxena et al. 1984; Champagne et al. 1992; Schmidt et al. 1998; Juan et al. 2000; Carpinella et al. 2003; Senthil-Nathan 2006; Senthil-Nathan and Sehoon 2006), the latter effect being the most essential physiological effect of *M. azedarach* on insects (Ascher et al. 1995).

As previously mentioned, the Meliaceae plant family has been known as a potential source for insecticide properties. Also, several extracts from neem and other plant seeds and leaves have excellent insecticidal properties against vectors and are at the same time very eco-friendly (Schmutterer 1990; Senthil-Nathan et al. 2005a, b, c). The efficaciousness of these neem products on mosquitoes was also demonstrated (Chavan 1984; Zebitz 1984, 1986; Schmutterer 1990; Su and Mulla 1999; Senthil-Nathan et al. 2005d).

Without a doubt, plant-derived toxicants are a valuable source of potential insecticides. Plants and other natural insecticides may play a vital role in mosquito control programs as well as in other major insect control programs (Mordue (Luntz) and Blackwell 1993).

## 8 Biochemical Pesticides

### 8.1 Pheromones

Insects produce chemicals called pheromones to stimulate a certain behavioral reaction from other individuals. These pheromones have numerous

effects and are named according to their evoked response, for example, sex pheromones, aggregation pheromones, alarm pheromones, etc. A few pheromones function as sex attractants, permitting individuals to detect and locate mates, whereas others induce trail following, oviposition, and aggregation in other congeners. Pheromones have become essential tools for monitoring and controlling agricultural pest populations, and as such, a huge collection of over 1,600 pheromones and sex attractants has been reported (Witzgall et al. 2004).

In the past decades, there has been a significant volume of literature on insect pheromones and new opportunities have arisen to explore the use of semiochemicals in managing insect pest problems. Insect control by pheromones alone has precincts, but they can be applied in integrated control in combination with other practices (Howse et al. 1998; Reddy and Guerrero 2004). Plant volatiles are recognized as an integral part of the pheromone system of various Coleopteran species studied so far. How the combinations of pheromones and plant volatiles are incorporated into the insects' olfactory systems so that they can discriminate pheromone molecules alone and pheromone plus odor plume strands and react behaviorally to these signals is a question of increasing importance (Baker and Heath 2004).

Recently, the pest management system has undergone an intentional shift from calendar-based, broad-spectrum insecticide applications to more holistic, integrated, and high-efficacy approaches. Furthermore, environmental conservation, food safety, and resistance management are a few of the key components guiding current pest management policies in commercial agriculture (Witzgall et al. 2010).

Kogan and Jepson (2007) had reported that meeting the necessities of the quickly expanding global population while incorporating sustainability and ecological stewardship is a major challenge facing modern agriculture. In agricultural fields, the application of pheromones and/or allelochemicals as behavioral manipulation tools can replace or complement existing pest management programs (Witzgall et al. 2008), resulting in a decreased rate of broad-spectrum use.

Nowadays, pheromones and other semiochemicals are applied to monitor and control pests in millions of hectares. There are several advantages of utilizing pheromones for monitoring pests, including lower costs, specificity, ease of use, and high sensitivity (Wall 1990; Laurent and Frérot 2007; Witzgall et al. 2010). Insect pest monitoring by using pheromone lures can profit management conclusions such as insecticide application timing (Leskey et al. 2012; Peng et al. 2012).

Pheromones produced by insects are highly species specific. Virgin female insects are developing sex pheromones when expecting for a mate and males along the concentration slope for the female producer. Aggregation pheromones are released by insects such as wood-invading beetles to show to others the presence of a good food source (Copping and Menn 2000).

Some of the alarm pheromones are developed by insects that are beneath approach from a predator and this contributes to a movement of the insect pest aside from the production source and, therefore it becomes dangerous. Plants and its derived attractants are also known that interact with the insects to a valuable food source and, while combine with insect-derived attractants will be developed a potent attraction to some insect pests (Copping and Menn 2000).

In previous studies, Mayer and McLaughlin (1991) proposed that all insects produce approximate form of pheromone and companies subsist that synthesize a pheromone for any customer. Recently, 30 mating-disruption pheromone-based products are registered by the US EPA as biocontrol agents of lepidopteran pest species that can cause agricultural damage (Copping and Menn 2000).

---

## 9 Conclusion

The utilization of natural products with commercial value is directly manifested by the numerous compounds present in the market and that have remained there in many cases after many years. These values of natural products are considered as a source of new mechanisms

and their consequent incorporation into high-output screens is hard to evaluate. Recently, several works have been exercised and extend to be undertaken to enhance the shelf life, immediate death, the biological scheme, efficient in the field and dependability, and the effect of cost of living systems and there have been some notable successes in situations where some disruption to the crop is acceptable.

**Acknowledgments** This book chapter was supported by the grants from the Department of Biotechnology, Government of India (BT/PR12049/AGR/05/468/2009). I would like to thank my lab members, Dr. Kannan Revathi, Dr. Rajamanickam Chandrasekaran, and Venkatraman Pradeepa, for their help during the preparation of this book chapter. Also, I extend my thanks to K. Karthikeyan for his help.

## References

- Abdul Kareem A, Saxena RC, Justo HD Jr (1987) Cost comparison of neem oil and an insecticide against rice tungro virus (RTV). *Int Rice Res News* 12:28–29
- Arnason JT, Philogène BJR, Morand P (1989) Insecticides of plant origin. ACS symposium series 387, American Chemical Society, Washington, DC
- Aronson AI, Shai Y (2001) Why *Bacillus thuringiensis* insecticidal toxins are so effective: unique features of their mode of action. *FEMS Microbiol Lett* 195:1–8
- Arora R, Dhaliwal GS (1994) Botanical pesticides in insect pest management. In: Dhaliwal GS, Kansal BD (eds) Management of agricultural pollution in India. Commonwealth Publications, New Delhi, pp 213–245
- Arthurs SP, Lacey LA (2004) Field evaluation of commercial formulations of the codling moth granulovirus: persistence of activity and success of seasonal applications against natural infestations of codling moth in Pacific Northwest apple orchards. *Biol Control* 31:388–397
- Arthurs SP, Lacey LA, Fritts R Jr (2005) Optimizing use of codling moth granulovirus: effects of application rate and spraying frequency on control of codling moth larvae in Pacific Northwest apple orchards. *J Econ Entomol* 98:1459–1468
- Ascher KRS, Schmutterer H, Zebitz CPW, Naqvi SNH (1995) The Persian lilac or chinaberry tree: *Melia azedarach* L. In: Schmutterer H (ed) The neem tree: source of unique natural products for integrated pest management, medicine, industry and other purposes. VCH, Weinheim, pp 605–642
- Baker TC, Heath JJ (2004) Pheromones-function and use in insect control. In: Gilbert LI, Iatro K, Gill SS (eds) Molecular insect science. Elsevier, Amsterdam, pp 407–460
- Barber KN, Kaupp WJ, Holmes SB (1993) Specificity testing of the nuclear polyhedrosis virus of the gypsy moth, *Lymantria dispar* (L.) (Lepidoptera: Lymantriidae). *Can Entomol* 125:1055–1066
- Becnel JJ, Andreadis TG (1999) Microsporidia in insects. In: Wittner M, Weiss LM (eds) The *Microsporidia* and *Microsporidiosis*. ASM Press, Washington, DC, pp 447–501
- Betz FS, Hammond BG, Fuchs RL (2000) Safety and advantages of *Bacillus thuringiensis*-protected plants to control insect pests. *Regul Toxicol Pharmacol* 32:156–173
- Bird AF, Akhurst RJ (1983) The nature of the intestinal vesicle in nematodes of the family Steinernematidae. *Int J Parasitol* 13:599–606
- Brooks FM (1988) Entomogenous protozoa. In: Ignoffo CM, Mandava MB (eds) Handbook of natural pesticides, vol V, Microbial Insecticides, Part A, Entomogenous Protozoa and Fungi. CRC Press Inc, Boca Raton, pp 1–149
- Butt TM, Jackson CW, Magan N (2001a) Fungi as biocontrol agents: progress, problems and potential. CAB International, Wallingford
- Butt TM, Jackson C, Magan N (2001b) Introduction-fungal biological control agents: problems and potential. In: Butt TM, Jackson C, Magan N (eds) Fungi as biocontrol agents: progress, problems and potential. CAB International, Wallingford, pp 1–9
- Cai S-F, Lu X-M, Qiu H-H, Li M-Q, Feng Z-Z (2012) Phagocytic uptake of *Nosema bombycis* (Microsporidia) spores by insect cell lines. *J Integr Agric* 11:1321–1326
- Carlton BC (1993) Genetics of *Bt* insecticidal crystal proteins and strategies for the construction of improved strains. In: Duke SO, Menn JJ, Plimmer JR (eds), Pest control with enhanced environmental safety. ACS symposium series 524, American Chemical Society, Washington, DC, pp 326–337
- Carpinella MC, Defago MT, Valladares G, Palacios SM (2003) Antifeedant and insecticide properties of a limonoid from *Melia azedarach* (Meliaceae) with potential use for pest management. *J Agric Food Chem* 15:369–374
- Champagne DE, Isman MB, Towers GHN (1989) Insecticidal activity of phytochemicals and extracts of the *Meliaceae*. In: Arnason JT, Philogène BJR, Morand P (eds) Insecticides of plant origin. American Chemical Society symposium series 387, pp 95–109
- Champagne DE, Koul O, Isman MB, Scudder GGE, Towers GHN (1992) Biological activity of limonoids from the *Rutales*. *Phytochemistry* 31:377–394
- Chandrasekaran R, Revathi K, Nisha S, Kirubakaran SA, Sathish-Narayanan S, Senthil-Nathan S (2012) Physiological effect of chitinase purified from *Bacillus subtilis* against the tobacco cutworm *Spodoptera litura* Fab. *Pestic Biochem Physiol* 104:65–71
- Chavan SR (1984) Chemistry of alkanes separated from leaves of *Azadirachta indica* and their larvicidal/insecticidal activity against mosquitoes. In: Schmutterer H, Ascher KRS (eds) Natural pesticides from the neem

- tree and other tropical plant, proceedings of the 2nd international neem conference, Rauischholzhausen, Federal Republic of Germany, 25–28 May 1983, pp 59–66
- Chilcott CN, Kalmakoff J, Pillai JS (1983) Characterization of proteolytic activity associated with *Bacillus thuringiensis* var. *israelensis* crystals. *FEMS Microbiol Lett* 18:37–41
- Connolly JD (1983) Chemistry of the *Meliaceae* and *Cneoraceae*. In: Waterman PG, Grunden MF (eds) *Chemistry and chemical taxonomy of the rutales*. Academic, London, pp 175–213
- Copping LG, Menn JJ (2000) Biopesticides: a review of their action, applications and efficacy. *Pest Manag Sci* 56:651–676
- Cory JS (2000) Assessing the risks of releasing genetically modified virus insecticides: progress to date. *Crop Prot* 19:779–785
- Cory JS, Hirst ML, Sterling PH, Speight MR (2000) Native host range nucleopolyhedric virus for control of the browntail moth (Lepidoptera: Lymantriidae). *Environ Entomol* 29:661–667
- Darboux I, Nielsen-LeRoux C, Charles J-F, Pauron D (2001) The receptor of *Bacillus sphaericus* binary toxin in *Culex pipiens* (Diptera: Culicidae) midgut: molecular cloning and expression. *Insect Biochem Mol Biol* 31:981–990
- Dhaliwal GS, Arora R (2001) Role of phytochemicals in integrated pest management. In: Koul O, Dhaliwal GS (eds) *Phytochemical biopesticides*. Harwood Academic Publishers, Amsterdam, pp 97–117
- Dhaliwal GS, Singh J, Dilawari VK (1996) Potential of neem in insect pest management in rice. In: Singh RP, Chari MS, Raheja AK, Kraus W (eds) *Neem and environment*, vol 1. Oxford and IBH Publishing Co. Pvt. Ltd, New Delhi, pp 425–431
- Domsch KH, Gams W, Anderson TH (1980) *Compendium of soil fungi*. Academic, London, pp 413–415
- Driver F, Milner RJ, Trueman JWH (2000) A taxonomic revision of *Metarhizium* based on a phylogenetic analysis of rDNA sequence data. *Mycol Res* 104:134–150
- Duncan LW, McCoy CW (1996) Vertical distribution in soil, persistence, and efficacy against *citrus root weevil* (Coleoptera: Curculionidae) of two species of entomogenous nematodes (Rhabditida: Steinernematidae; Heterorhabditidae). *Environ Entomol* 25:174–178
- EPA (Environmental Protection Agency) (2006) New biopesticide active ingredients. [www.epa.gov/pesticides/biopesticides/product\\_lists/](http://www.epa.gov/pesticides/biopesticides/product_lists/). Accessed 23 July 2013
- EPA (Environmental Protection Agency) (2013) Regulating biopesticides. [www.epa.gov/opp00001/biopesticides](http://www.epa.gov/opp00001/biopesticides). Accessed 23 July 2013
- Faria MR, Magalhães BP (2001) O uso de fungos entomopatogênicos no Brasil. *Biotecnol Cienc Desenvolvimento* 22:18–21
- Fegan M, Manners JM, Maclean DJ, Irwin JAG, Samuels KDZ, Holdom DG, Li DP (1993) Random amplified polymorphic DNA markers reveal a high degree of genetic diversity in the entomopathogenic fungus *Metarhizium anisopliae* var. *anisopliae*. *Microbiology* 139:2075–2081
- Gelernter W, Schwab GE (1993) Transgenic bacteria, viruses, algae and other microorganisms as *Bacillus thuringiensis* toxin delivery systems. In: Entwistle PF, Cory JS, Bailey MJ, Higgs S (eds) *Bacillus thuringiensis*, an environmental biopesticide: theory and practice. Wiley, Chichester, pp 89–124
- Georgis R (1990) Formulation and application technology. In: Gaugler R, Kaya HK (eds) *Entomopathogenic nematodes in biological control*. CRC Press, Boca Raton, pp 173–191
- Goettel MS, Jaronski ST (1997) Safety and registration of microbial agents for control of grasshoppers and locusts. In: Goettel MS, Johnson DL (eds) *Microbial control of grasshoppers and locusts*, vol 171, *Memoirs of the Entomological Society of Canada*, pp 83–99
- Goettel MS, Hajek AE, Siegel JP, Evans HC (2001) Safety of fungal biocontrol agents. In: Butt TM, Jackson C, Magan N (eds) *Fungi as biocontrol agents: progress, problems and potential*. CAB International, Wallingford, pp 347–375
- Goldberg LH, Margalit J (1977) A bacterial spore demonstrating rapid larvicidal activity against *Anopheles sergentii*, *Uranotaenia unguiculata*, *Culex univittatus*, *Aedes aegypti* and *Culex pipiens*. *Mosq News* 37:355–358
- Gray EJ, Lee KD, Souleimanov AM, Di Falco MR, Zhou X, Ly A, Charles TC, Driscoll BT, Smith DL (2006) A novel bacteriocin, thuricin 17, produced by plant growth promoting rhizobacteria strain *Bacillus thuringiensis* NEB17: isolation and classification. *J Appl Microbiol* 100:545–554
- Grewal PS, Lewis EE, Gaugler R (1997) Response of infective stage parasites (Nematoda: Steinernematidae) to volatile cues from infected hosts. *J Chem Ecol* 23:503–515
- Grewal PS, Ehlers R-U, Shapiro-Ilan DI (2005) Nematodes as biocontrol agents. CABI Publishing, Wallingford, pp 505
- Henry JE, Oma EA (1981) Pest control by *Nosema locustae*, a pathogen of grasshoppers and crickets. In: Burges HD (ed) *Microbial control of pests and plant diseases*. Academic, London, pp 573–586
- Hom A (1996) Microbials, IPM and the consumer. *IPM Pract* 18:1–11
- Howse P, Stevens I, Jones O (1998) *Insect pheromones and their use in pest management*. Chapman and Hill, London, pp 639
- James C (2009) Global status of commercialized biotech/GM crops. ISAAA Brief No. 41, I. ISAAA, Ithaca
- Juan A, Sans A, Riba M (2000) Antifeedant activity of fruit and seed extracts of *Melia azedarach* and *Azadirachta indica* on larvae of *Sesamia nonagrioides*. *Phytoparasitica* 28:311–319
- Kogan M, Jepson P (2007) Ecology, sustainable development and IPM: the human factor. In: Kogan M, Jepson P (eds) *Perspectives in ecological theory and inte-*

- grated pest management. Cambridge University Press, Cambridge, UK, pp 1–44
- Kolodny-Hirsch DM, Sithawat T, Jansiri T, Chenrchaivachirakul A, Ketunuti U (1997) Field evaluation of a commercial formulation of the *Spodoptera exigua* (Lepidoptera: Noctuidae) nuclear polyhedrosis virus for control of beet armyworm on vegetable crops in Thailand. *Biocontrol Sci Tech* 7:475–488
- Kumar S (2012) Biopesticides: a need for food and environmental safety. *J Biofertil Biopestic* 3:4
- Laurent P, Frérot B (2007) Monitoring of European corn borer with pheromone-baited traps: review of trapping system basics and remaining problems. *J Econ Entomol* 100:1797–1807
- Leskey TC, Wright SE, Short BD, Khirmian A (2012) Development of behaviorally-based monitoring tools for the brown marmorated stink bug (Heteroptera: Pentatomidae) in commercial tree fruit orchards. *J Entomol Sci* 47:76–85
- Loya LJ, Hower AA Jr (2002) Population dynamics, persistence, and efficacy of the entomopathogenic nematode *Heterorhabditis bacteriophora* (Oswego strain) in association with the clover root curculio (Coleoptera: Curculionidae) in Pennsylvania. *Environ Entomol* 31:1240–1250
- Maddox JV (1987) Protozoan diseases. In: Fuxa JR, Tanada Y (eds) *Epizootiology of insect diseases*. Wiley, New York, pp 417–452
- Mayer MS, McLaughlin JR (1991) *Handbook of insect pheromones and sex attractants*. CRC Press, Boca Raton
- Mazid S, Kalida JC, Rajkhowa RC (2011) A review on the use of biopesticides in insect pest management. *Int J Sci Adv Technol* 1:169–178
- McSorely R (1999) Non-chemical management of plant-parasitic nematodes. *IPM Pract* 21:1–7
- Menn JJ, Hall FR (1999) Biopesticides: present status and future prospects. In: Hall FR, Menn JJ (eds) *Biopesticides use and delivery*. Humana Press, Totowa, pp 1–10
- Miller LK (1997) *The Baculovirus*. Plenum Press, New York, pp 7–32
- Mnyone LL, Koenraadt CJM, Lyimo IN, Mpingwa MW, Takken W, Russell TL (2010) Anopheline and culicine mosquitoes are not repelled by surfaces treated with the entomopathogenic fungi *Metarhizium anisopliae* and *Beauveria bassiana*. *Parasite Vectors* 3:80
- Mordue (Luntz) AJ, Blackwell A (1993) Azadirachtin: an update. *J Insect Physiol* 39:903–924
- Morgan ED (2004) The place of neem among modern natural pesticides. In: Koul O, Wahab S (eds) *Neem: today and in the New Millennium*. Kluwer Academic Publishers, Dordrecht, Holland, pp 21–32
- Morgan ED, Wilson ID (1999) Insect hormones and insect chemical ecology. In: Mori K (ed) *Comprehensive natural products chemistry*. Elsevier, Amsterdam, The Netherlands, pp 263–375
- Morris ON (1985) Susceptibility of 31 species of agricultural pests to entomogenous nematodes *Steinernema feltiae* and *Heterorhabditis bacteriophora*. *Can Entomol* 122:309–320
- Moscardi F (1999) Assessment of the application of baculoviruses for control of Lepidoptera. *Annu Rev Entomol* 44:257–289
- Nanda UK, Parija B, Pradhan WC, Nanda B, Dash DD (1996) Bioefficacy of neem derivatives against insect pest complex of rice. In: Singh RP, Chari MS, Raheja AK, Kraus W (eds) *Neem and environment*. Oxford and IBH Publishing Co. Pvt. Ltd, New Delhi, pp 517–527
- Naqvi SNH (1996) Prospects and development of a neem based pesticide in Pakistan. In: *Proceedings of the 16th Congress of Zoology, Islamabad*, pp 325–338
- Nisha S, Revathi K, Chandrasekaran R, Kirubakaran SA, Sathish-Narayanan S, Stout MJ, Senthil-Nathan S (2012) Effect of plant compounds on induced activities of defense-related enzymes and pathogenesis related protein in bacterial blight disease susceptible rice plant. *Physiol Mol Plant Pathol* 80:1–9
- Peng C-L, Gu P, Li J, Chen Q-Y, Feng C-H, Luo H-H, Du Y-J (2012) Identification and field bioassay of the sex pheromone of *Trichophysetis cretacea* (Lepidoptera: Crambidae). *J Econ Entomol* 105:1566–1572
- Peters A (1996) The natural host range of *Steinernema* and *Heterorhabditis* spp. and their impact on insect populations. *Biocontrol Sci Technol* 6:389–402
- Pomar GO Jr, Leutenegger R (1968) Anatomy of the effective and normal third stage juveniles of *Steinernema carpocapsae* Weiser (Steinernematidae: Nematoda). *J Parasitol* 54:340–350
- Popham HJR, Li Y, Miller LK (1997) Genetic improvement of *Helicoverpa zea* nuclear polyhedrosis virus as a biopesticide. *Biol Control* 10:83–91
- Pradhan S, Jotwani MG, Rai BK (1962) The neem seed deterrent to locust. *Indian Farm* 12:7–11
- Prater CA, Redmond C, Barney W, Bonning BC, Potter DA (2006) Microbial control of black cutworm (Lepidoptera: Noctuidae) in turfgrass using *Agrotis ipsilon* multiple nucleopolyhedrovirus. *J Econ Entomol* 99:1129–1137
- Reddy GVP, Guerrero A (2004) Interactions of insect pheromones and plant semiochemicals. *Trends Plant Sci* 9:253–261
- Revathi K, Chandrasekaran R, Thanigaivel A, Kirubakaran SA, Sathish-Narayanan S, Senthil-Nathan S (2013) Effects of *Bacillus subtilis* metabolites on larval *Aedes aegypti* L. *Pestic Biochem Physiol* 107:369–376
- Richards A, Speight MR, Cory J (1999) Characterization of a nucleopolyhedrovirus from the vapour moth, *Orgyia antiqua* (Lepidoptera: Lymantriidae). *J Invertebr Pathol* 74:137–142
- Roberts DW, St Leger RJ (2004) *Metarhizium* spp., cosmopolitan insect-pathogenic fungi: mycological aspects. *Adv Appl Microbiol* 54:1–70
- Saxena RC (1998) “Green revolutions” without blues: botanicals for pest management. In: Dhaliwal GS, Randhawa NS, Arora R, Dhawan AK (eds) *Ecological agriculture and sustainable development*, vol 2. Indian

- Ecological Society and Centre for Research in Rural and Industrial Development, Chandigarh, pp 111–127
- Saxena RC, Epino PB, Cheng WT, Puma BC (1984) Neem, chinaberry and custard apple: antifeedant and insecticidal effects of seed oils on leafhopper and planthopper pests of rice. In: Schmutterer H, Ascher KRS (eds) Natural pesticides from the neem tree and other tropical plants, proceedings of the 2nd International Neem Conference, Rauischholzhausen, Federal Republic of Germany, 25–28 May 1983, pp 403–412
- Schmidt GH, Rembold H, Ahmed AAI, Breuer AM (1998) Effect of *Melia azedarach* fruit extract on juvenile hormone titer and protein content in the hemolymph of two species of noctuid lepidopteran larvae (Insecta: Lepidoptera: Noctuidae). *Phytoparasitica* 26:283–292
- Schmutterer H (1990) Properties and potential of natural pesticides from the neem tree, *Azadirachta indica*. *Annu Rev Entomol* 35:271–297
- Schmutterer H, Singh RP (1995) List of insect pests susceptible to neem products. In: Schmutterer H (ed) The neem tree: source of unique natural products for integrated pest management, medicine, industry and other purposes. VCH, Weinheim, pp 325–326
- Senthil-Nathan S, Kalaivani K (2005) Efficacy of nucleopolyhedrovirus and azadirachtin on *Spodoptera litura* Fabricius (Lepidoptera: Noctuidae). *Biol Control* 34:93–98
- Senthil-Nathan S, Kalaivani K (2006) Combined effects of azadirachtin and nucleopolyhedrovirus (SplNPV) on *Spodoptera litura* Fabricius (Lepidoptera: Noctuidae) larvae. *Biol Control* 39:96–104
- Senthil-Nathan S, Sehoon K (2006) Effects of *Melia azedarach* L. extract on the teak defoliator *Hyblaea pueria* Cramer (Lepidoptera: Hyblaeidae). *Crop Prot* 25:287–291
- Senthil-Nathan S, Chung PG, Murugan K (2004) Effect of botanical insecticides and bacterial toxins on the gut enzyme of the rice leaffolder *Cnaphalocrocis medinalis*. *Phytoparasitica* 32:433–443
- Senthil-Nathan S, Chung PG, Murugan K (2005a) Effect of biopesticides applied separately or together on nutritional indices of the rice leaffolder *Cnaphalocrocis medinalis*. *Phytoparasitica* 33:187–195
- Senthil-Nathan S, Kalaivani K, Murugan K, Chung PG (2005b) Efficacy of neem limonoids on *Cnaphalocrocis medinalis* (Guenée) (Lepidoptera: Pyralidae) the rice leaffolder. *Crop Prot* 24(8):760–763
- Senthil-Nathan S, Kalaivani K, Murugan K, Chung PG (2005c) The toxicity and physiological effect of neem limonoids on *Cnaphalocrocis medinalis* (Guenée) the rice leaffolder. *Pestic Biochem Physiol* 81:113–122
- Senthil-Nathan S, Kalaivani K, Murugan K (2005d) Effects of neem limonoids on the malaria vector *Anopheles stephensi* Liston (Diptera: Culicidae). *Acta Trop* 96:47–55
- Senthil-Nathan S, Kalaivani K, Murugan K (2006) Behavioural responses and changes in biology of rice leaffolder following treatment with a combination of bacterial toxins and botanical insecticides. *Chemosphere* 64:1650–1658
- Senthil-Nathan S (2006) Effects of *Melia azedarach* on nutritional physiology and enzyme activities of the rice leaffolder *Cnaphalocrocis medinalis* (Guenée) (Lepidoptera: Pyralidae). *Pestic Biochem Physiol* 84:98–108
- Senthil-Nathan S (2013) Physiological and biochemical effect of neem and other *Meliaceae* plants secondary metabolites against Lepidopteran insects. *Front Physiol* 4:359
- Senthil-Nathan S, Choi M-Y, Paik C-H, Seo H-Y, Kalaivani K (2009) Toxicity and physiological effects of neem pesticides applied to rice on the *Nilaparvata lugens* Stål, the brown planthopper. *Ecotoxicol Environ Saf* 72:1707–1713
- Shannag HK, Capinera JL (2000) Interference of *Steinernema carpocapsae* (Nematoda: Steinernematidae) with *Cardiochiles diaphaniae* (Hymenoptera: Braconidae), a parasitoid of melonworm and pickleworm (Lepidoptera: Pyralidae). *Environ Entomol* 29:612–617
- Shapiro DI, McCoy CW (2000) Virulence of entomopathogenic nematodes to *Diaprepes abbreviatus* (Coleoptera: Curculionidae) in the laboratory. *J Econ Entomol* 93:1090–1095
- Singh RP (1996) Bioactivity against insect pests. In: Randhawa NS, Parmar BS (eds) *Neem research and development*. New Age International (P) Ltd., New Delhi, pp 146–159
- Singh RP (2000) Botanicals in pest management: an ecological perspective. In: Dhaliwal GS, Singh B (eds) *Pesticides and environment*. Commonwealth Publishers, New Delhi, pp 279–343
- Singh RP, Kataria PK (1991) Insects, nematodes and fungi evaluated with neem (*Azadirachta indica* A. Juss) in India. *Neem Newsl* 8:3–10
- Singh RP, Raheja AK (1996) Strategies in management of insect pests with neem (*Azadirachta indica* A. Juss). In: Singh RP, Chari MS, Raheja AK, Kraus W (eds) *Neem and environment*, vol 1. Oxford & IBH Publishing Co. Pvt. Ltd., New Delhi, pp 103–120
- Solter LF, Becnel JJ (2000) Entomopathogenic microsporidia. In: Lacey LA, Kaya HK (eds) *Field manual of techniques in invertebrate pathology: application and evaluation of pathogens for control of insects and other invertebrate pests*. Kluwer Academic, Dordrecht, pp 231–254
- Su T, Mulla MS (1999) Oviposition bioassay responses of *Culex tarsalis* and *Culex quinquefasciatus* to neem products containing azadirachtin. *Entomol Exp Appl* 91:337–345
- Tulloch M (1976) The genus *Metarhizium*. *Trans Br Mycol Soc* 66:407–411
- Wall C (1990) Principle of monitoring. In: Ridgeway RL, Silverstein RM, Inscoe MN (eds) *Behavior-modifying chemicals for insect management: applications of pheromones and other attractants*. Marcel Dekker Inc., New York, pp 9–23
- Warthen JD, Morgan ED (1985) Insect feeding deterrents. In: Morgan ED, Mandava NB (eds) *Handbook of natu-*

- ral pesticides, vol 6, Insect Attractants and Repellents. CRC Press, Boca Raton, pp 23–149, 4
- Witzgall P, Lindblom T, Bengtsson M, Toth M (2004) The Pherolist. <http://www.pherolist.slu.se/pherolist.php>. Accessed 23 July 2013
- Witzgall P, Stelinski L, Gut L, Thomson D (2008) Codling moth management and chemical ecology. *Annu Rev Entomol* 53:503–522
- Witzgall P, Kirsch P, Cork A (2010) Sex pheromones and their impact on pest management. *J Chem Ecol* 36:80–100
- Zebitz CPW (1984) Effects of some crude and azadirachtin-enriched neem (*Azadirachta indica*) seed kernel extracts on larvae of *Aedes aegypti*. *Entomol Exp Appl* 35:11–16
- Zebitz CPW (1986) Effects of three neem seed kernel extracts and azadirachtin on larvae of different mosquito species. *J Appl Entomol* 102:455–463
- Zhu Y-C, Kramer KJ, Oppert B, Dowdy AK (2000) cDNAs of aminopeptidase-like protein genes from *Plodia interpunctella* strains with different susceptibilities to *Bacillus thuringiensis* toxins. *Insect Biochem Mol Biol* 30:215–224
- Zimmermann G (1993) The entomopathogenic fungus *Metarhizium anisopliae* and its potential as a biocontrol agent. *Pest Manag Sci* 37:375–379