

# Chapter 3

## Benign Chlorine-Free Approaches to Organophosphorus Compounds

Maria Caporali, Manuel Serrano-Ruiz, and Maurizio Peruzzini

**Abstract** Organophosphorus compounds have widespread use throughout the world, as agricultural chemicals, medicinal agents, flame retardants, plasticizing and stabilizing agents, selective extractants for metal salts from ores, additives for petroleum products and corrosion inhibitors. Moreover, they are also endowed with metal binding properties, for this reason they have a paramount role in catalysis, being able to direct the activity and selectivity of a metal. Currently, organophosphorus compounds are produced on industrial scale using white phosphorus and chlorine, through an environmentally harmful process which generates equimolar amount of chlorinated waste. In the quest for alternative environmentally benign technology, several routes have been envisaged starting either from elemental phosphorus or from one of its direct low-valent derivative as hypophosphite.

In this contribution, we summarize the latest findings on “green” synthetic approaches towards organophosphorus derivatives. Reactions of elemental phosphorus with organic molecules by means of photochemical irradiation, through a radical mechanism, by electrophilic/nucleophilic addition, mediated by a transition metal or by electrochemical means, will be described. Moreover, a synthetic strategy that uses hypophosphorus acid and its alkali salts as phosphorylating agents towards organic molecules will be as well depicted.

**Keywords** Elemental phosphorus • Hypophosphite • Organophosphorus • Carbenes • Transition metals • Electrochemistry • Phosphate

### 3.1 Metal-Mediated Formation of P-C Bond from White Phosphorus

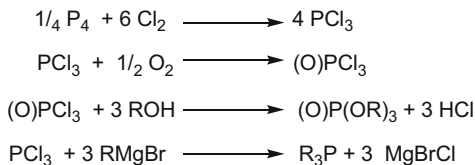
Currently, organophosphorus compounds are produced on industrial scale using white phosphorus as large scale commodity which is first halogenated to phosphorus chloride,  $\text{PCl}_3$ . In a subsequent step, the chlorine atoms are substituted with

---

M. Caporali • M. Serrano-Ruiz • M. Peruzzini (✉)  
Istituto di Chimica dei Composti Organometallici – Consiglio Nazionale delle Ricerche (ICCOM – CNR), Via Madonna del Piano, 10, 50019 Sesto Fiorentino (FI), Italy  
e-mail: [maria.caporali@gmail.com](mailto:maria.caporali@gmail.com); [maurizio.peruzzini@iccom.cnr.it](mailto:maurizio.peruzzini@iccom.cnr.it)

**Scheme 3.1** “Chlorine”

route for the bulk  
production of  
organophosphorus  
compounds from white  
phosphorus

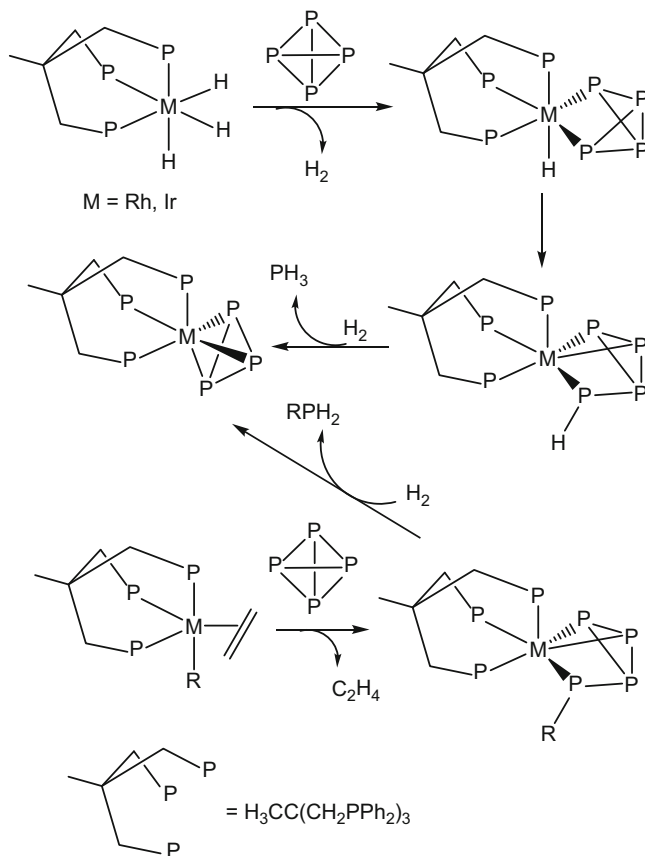


organic groups by salt metathesis, generating the desired phosphane  $R_3P$  and three molar equivalents of chlorinated waste. On the other hand, reaction of  $OPCl_3$  with an alcohol affords the corresponding organic phosphate,  $(O)P(OR)_3$ , and three times the molar amount of  $HCl$  (Scheme 3.1). In other words, the current industrial technology is atom- and energy inefficient and utterly remote from being a sustainable and environmentally benign process. Therefore, the direct and selective processes are needed to avoid the use of chlorine gas, whose production and transportation is highly risk and to circumvent the formation of halogenated intermediates and by-products, which are environmentally harmful and require a high cost to get rid of [1].

Many efforts in academia have been devoted to produce phosphanes, phosphates and phosphites through an alternative route. These compounds are indeed highly valuable in many important industrial fields. Thus, phosphanes as ligand towards a metal center play a key role in catalysis, triorgano phosphates, phosphonates and phosphinates are used as additives to polymers, since are endowed with peculiar properties and can act as plasticizers and flame retardants. Plasticizers play a key role because they increase the flexibility of the polymers and make them easier to process. Additionally, they contribute to lower the glass transition temperature of the polymer, making it more suitable for low temperature applications. Nowadays, the most common plasticizers are phthalates, anyway triorgano phosphates still attract the market in some particular applications thanks to their stability, their rheological properties at low temperature and flame retardants properties. According to the EU legislation [2], halogen-based flame retardants are banned, which is pushing both the academia and the industry to search and develop new materials which behave as efficient flame retardants and do not contain any halogen. Several aryl phosphates fulfill the rule of laws and among them, both triphenyl and tritolyl phosphate are sold commercially as flame retardants, the latter being more common due to its compatibility with PVC.

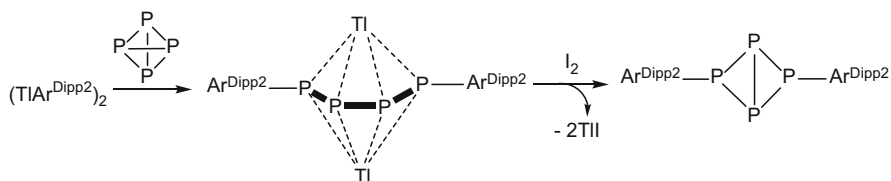
In the quest for alternative ways of the production of organophosphorus compounds, a huge amount of knowledge about  $P_4$  chemistry has been developed in the last decades, though direct functionalization methods are still scarce and applicable mainly on a laboratory scale [2].

One of the most spread approaches is based on the use of a transition metal, either early or late, that can firstly activate white phosphorus through coordination to the metal center, and afterwards the coordinated  $P_4$ -moiety is prone to react further with a suitable organic reagent. On this regard, a milestone has been the work by Ginsberg and Lindsell in 1971 [3], who showed for the first time that white phosphorus can bind to a transition metal-ligand system, namely the



**Scheme 3.2** Summary of the reactivity of  $[(\text{triphos})\text{MH}_3]$  ( $\text{M} = \text{Rh}, \text{Ir}$ ;  $\text{triphos} = \text{MeC}(\text{CH}_2\text{PPh}_2)_3$ ) and  $[(\text{triphos})\text{RhR}(\text{C}_2\text{H}_4)]$  ( $\text{R} = \text{H}, \text{Me}, \text{Et}, \text{Ph}$ ) with  $\text{P}_4$

rhodium Wilkinson's complex. Since then, more than 40 years of studies have focused on the key role played by a transition metal, or a main group element or compound, which in principle can carry out the activation and subsequently either aggregation or fragmentation of  $\text{P}_4$  to yield a variety of naked  $\text{P}_x$  units ( $x \leq 24$ ) well suited to bind one or more metals. Although subsequent functionalization of the  $\text{P}_4$  moiety and liberation reactions from the metal centers are not common due to the strong bond between the metal and the  $\text{P}_4$  moiety [4]. In this regard, the Florentine group lead by Peruzzini discovered that rhodium and iridium trihydride complexes bearing as ancillary ligand a tripodal phosphane named triphos (1,1,1-tris(diphenylphosphanylmethyl)ethane) were prone to react with  $\text{P}_4$ , which upon the displacement of molecular hydrogen was coordinated to the metal center in a di-hapto fashion, see Scheme 3.2. The remaining hydride, being in *cis* position respect to the  $\text{P}_4$  moiety, can interact and migrate on the phosphorus moiety, resulting in the formation of a P-H bond. Applying a hydrogen pressure to this



**Scheme 3.3** Synthesis of Phosphane derivatives from  $P_4$  and dimeric “dithallene”

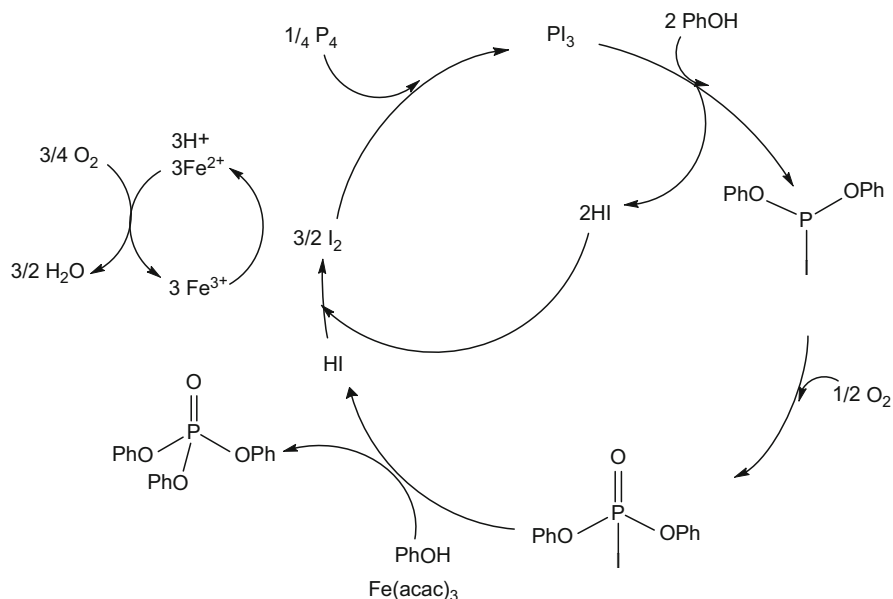
derivative, it is observed formation of  $PH_3$  and the other three P atoms (coming from  $P_4$ ) forms a highly stable cyclotriphosphorus unit  $\eta^3$ -coordinated to the metal. The latter represents a resting state that does not evolve to an active species able to activate either molecular hydrogen or  $P_4$ . Therefore, the reaction of the trihydride metal precursor,  $P_4$ , and hydrogen is stoichiometric and cannot be catalytic.

Similarly, the reaction of the ethylene complex [(triphos)RhR( $C_2H_4$ )], R=H, alkyl, aryl, with  $P_4$  in the presence of positive hydrogen pressure gave a stoichiometric amount of the corresponding phosphane  $RPH_2$  and cyclo-triphosphorus rhodium complex [5a–b], see Scheme 3.2.

Another example of a stoichiometric route to access a phosphane derivative starting directly from  $P_4$  in the presence this time of a main group metal was shown by Power in 2005 [5c]. Surprisingly, by reacting the weakly dimerized “dithallene”  $[TlAr^{Dipp2}]_2$  ( $Ar^{Dipp2} = C_6H_3-2,6-(C_6H_2-2,6-iPr_2)_2$ ) with white phosphorus, the tetrahedral structure of the latter was completely disrupted, resulting in an open chain of four P atoms sandwiching the two metal atoms, see Scheme 3.3. Notably, the two aryl groups  $Ar^{Dipp2}$  ( $= C_6H_3-2,6-(C_6H_2-2,6-iPr_2)_2$ ) were transferred from the metal to the two opposite end of the phosphorus chain. Subsequent mild oxidation with iodine resulted in the quantitative formation of a tetraphosphabicyclobutane derivative,  $Ar_2P_4$ , with the elimination of thallium iodide. Later, in Sect. 3.4, we will discuss the formation of tetraphosphabicyclobutane derivative, in the absence of a metal.

Concerning the “chlorine free” production of di- and tri-alkyl phosphates, di- and tri-alkyl phosphites, a remarkable catalytic protocol was developed in the 1990s by Dorfman and Abdreimova [6]. They carried out a mild catalytic oxidative alkoxylation of  $P_4$  dissolved in arene/alcohol solution, using Cu(II) or Fe(III) as catalysts in aerobic conditions, being  $O_2$  necessary as oxidant. Intriguingly, it was observed in the case of copper that the product distribution was strongly influenced by the nature of the ligands. In the presence of copper halides, the main product was alkyl phosphate, while copper sulfate or acetate enhanced the formation of alkyl phosphite. However, these catalytic systems did not work well with phenol or aryl alcohols and lack of narrow selectivity.

A further relevant contribution on this regard comes from Kilian, who recently found out that  $P_4$  can react with phenol in aerobic conditions in the presence of iodine and  $Fe(acac)_3$  ( $acac = acetylacetonate$ ) as catalyst affording quantitative



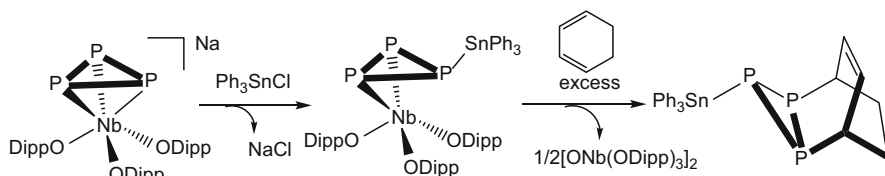
**Scheme 3.4** Catalytic synthesis of triphenyl phosphate from white phosphorus

conversion of the desired triphenyl phosphate [7] producing only water as by-product. Mechanistic studies were carried out to understand the reaction pathway and in particular the rate-limiting steps in order to optimize the process. Iodine, also used in catalytic amount, served to oxidize  $P_4$  to phosphorus(III) by forming instantaneously  $PI_3$ . Additionally, it was observed that the reaction did not proceed under anaerobic conditions, being oxygen indispensable first to oxidize P(III) to P(V) in the catalytic step where  $PI_3$  reacted with phenol. Secondly,  $O_2$  was responsible for the reoxidation of the by-product HI back to iodine as shown in Scheme 3.4. The reaction, carried out at  $80^\circ C$  and with 25 mol%  $Fe(acac)_3$  loading, was applied successfully also to functionalized phenols giving high conversion and very good selectivity.

Another advantage of this process is that iron is a desirable metal for the catalysis of industrial processes due to its low toxicity, low cost and ready availability.

However, phosphites cannot be synthesized through this route since the iron/iodine catalyst system does oxidize phosphites to phosphates.

Unlike main-group and late-transition metal mediated activation of  $P_4$ , the applications of early transition metals in this field are far less common. Aiming to circumvent the use of  $PCl_3$  as an intermediate in the synthesis of organophosphorus compounds and in the search for a catalytic process producing organophosphanes directly from white phosphorus, Cummins [8] has put a lot of efforts to study the activation of white phosphorus mediated by early transition metals. Indeed, niobium and molybdenum complexes have been shown by Cummins et al. to carry out



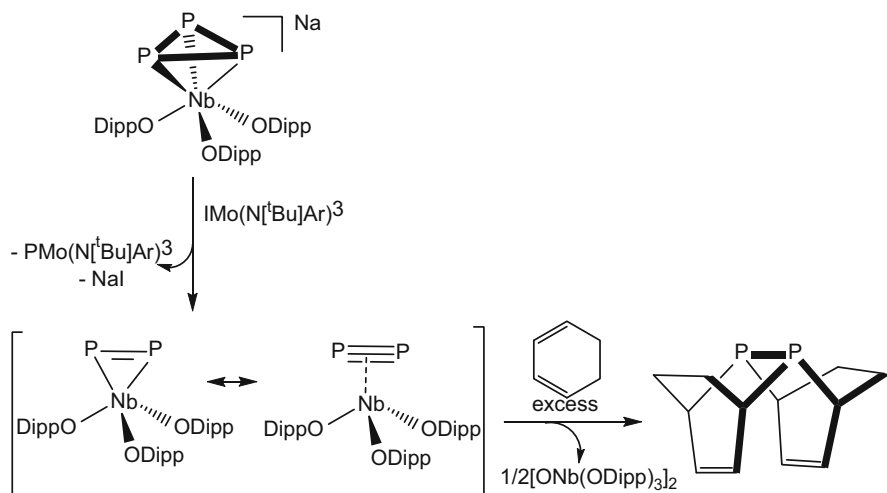
**Scheme 3.5** Release of the  $P_3^-$  fragment from the niobium complex and subsequent cycloaddition reaction

in an efficient way the activation of molecular dinitrogen and to promote N-transfer reactions, thus synthesizing, for instance, organo-nitriles. This study was extended to other early transition metals and, intriguingly, it was observed that a niobium complex could firstly coordinate  $P_4$  and, then, the phosphorus moiety could be transferred to an organic substrate. A beautiful example of this chemistry is shown in Scheme 3.5, where complex  $[Na(thf)_3][(\eta^3-P_3)Nb(ODipp)_3]$  (Dipp = 2,6-*i*Pr<sub>2</sub>C<sub>6</sub>H<sub>3</sub>), easily prepared by reduction of  $[Cl_2Nb(ODipp)_3]$  in the presence of  $P_4$ , has an anionic nature which imparts to the  $P_3$  ring a strong nucleophilic character which makes possible the straightforward reaction with a range of mild electrophiles [9]. For instance, the reaction with  $Ph_3SnCl$ , proceeds quickly at room temperature forming  $[(\eta^3-Ph_3SnP_3)Nb(ODipp)_3]$  while sodium chloride is eliminated. To free from the metal center the triphosphirene moiety,  $Ph_3SnP_3$ , a stoichiometric amount of pyridine-*N*-oxide together with an excess of 1,3-cyclohexadiene were used. The latter serves as a trapping agent of the phosphirane, yielding the desired Diels-Alder adduct  $Ph_3SnP_3(C_6H_8)$  as shown in Scheme 3.5.

The stable  $Ph_3SnP_3(C_6H_8)$  can be regarded as a  $P_3^-$  synthon, since the reactive P-Sn bond can be cleaved with elimination of  $Ph_3SnCl$  and the cyclic olefin, formed by trapping the P=P unit with 1,3-cyclohexadiene, can be readily lost as it has been shown that retrocycloaddition reactions are accessible for such protected diphosphanes [10]. Significantly, the  $Ph_3Sn^+$  moiety can be replaced by other electrophiles as  $Ph_3C^+$ ,  $Ph_3Si^+$  and  $Me_3Si^+$  by the salt elimination procedure. This modularity may allow the assembly of a library of  $P_3^-$  transfer reagents opening the way to the synthesis of a wide range of organophosphorus compounds. Formal abstraction of  $P^-$  from  $Na[(\eta^3-P_3)Nb(ODipp)_3]$  was mediated by the molybdenum complex  $IMo(N[{}^tBu]Ar)_3$  and resulted in the formation a labile niobium complex [11] bearing a  $P_2$  side-on coordinated ligand as shown in Scheme 3.6.

In the presence of a 20-fold excess 1,3-cyclohexadiene, the  $P_2$  unit is released from the metal center and a formal [4 + 2] Diels-Alder cycloaddition takes place affording the diphosphane (Scheme 3.6).

Replacing the ancillary ligands ODipp at niobium center with the more hindered  $(OC[{}^2Ad]Mes)_3$  where  ${}^2Ad$  = 2-adamantylidene,  $Mes$  = 2,4,6-trimethylphenyl, Cummins discovered [12] that by reacting four equivalents of  $[NbI\{(OC[{}^2Ad]Mes)_3(thf)\}]$  with two equivalents of  $P_4$ , a new niobium complex was formed,  $[(P_8)\{Nb(OC[{}^2Ad]Mes)_3\}_2]$ , which is a unique dinuclear species having a  $P_7$

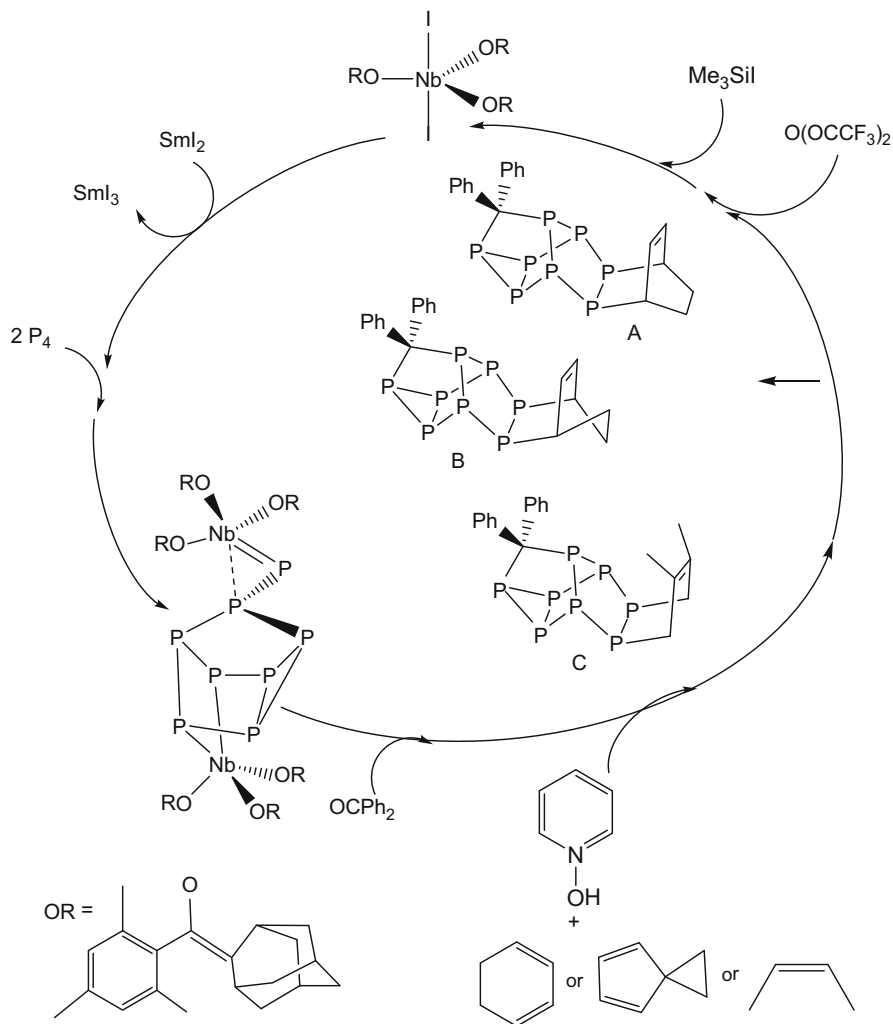


**Scheme 3.6** Abstraction of  $\text{P}^-$  and trapping of the  $\text{P}_2$  fragment by cycloaddition reaction

nortricyclic core with a phosphino-phosphinidene moiety connected to one of the two niobium center, as shown in Scheme 3.7. The phosphino-phosphinidene moiety is endowed with a special reactivity and easily reacts with a suitable organic substrate as benzophenone detaching the coordinated niobium fragment as oxide. Since the remaining niobium-phosphorus interaction in the complex can be regarded as a side-on coordination of a diphosphene unit ( $\text{RP}=\text{PR}$ ) to a strongly  $\pi$ -donating  $d^2$  niobium center, a 20-fold excess of 1,3-cyclohexadiene together with pyridine-*N*-oxide were added. The corresponding Diels-Alder cyclo-adduct **A** was obtained in good yield, eliminating a second niobium-oxo fragment as above. Herein, the synthetic cycle could be completed by addition of triflic anhydride (2 equiv) followed by  $\text{Me}_3\text{SiI}$  (4 equiv) to recycle the two niobium-oxo complexes to the catalytic precursor,  $[\text{I}_2\text{Nb}\{(\text{OC}[\text{Ad}]\text{Mes})_3\}]$  as shown in Scheme 3.7. The latter in the presence of samarium (II) iodide, undergoes the displacement of one iodide, generating a coordinatively unsaturated species  $[\text{INb}(\text{thf})\{(\text{OC}[\text{Ad}]\text{Mes})_3\}]$ , prone to react with  $\text{P}_4$  [13].

Noticeably, instead of 1,3-cyclohexadiene, spiro[2.4]hepta-1,6-diene and 2,3-dimethylbutadiene were also tested in the catalytic cycle. They resulted to be very reactive Diels-Alder diene, in particular the first one, and trapped efficiently the carbophosphorus cluster contained in the key intermediate complex  $[\text{Ph}_2\text{CP}_8\text{Nb}(\text{OC}[\text{Ad}]\text{Mes})_3]$  giving respectively the organophosphanes **B** and **C** (Scheme 3.7), in good yield.

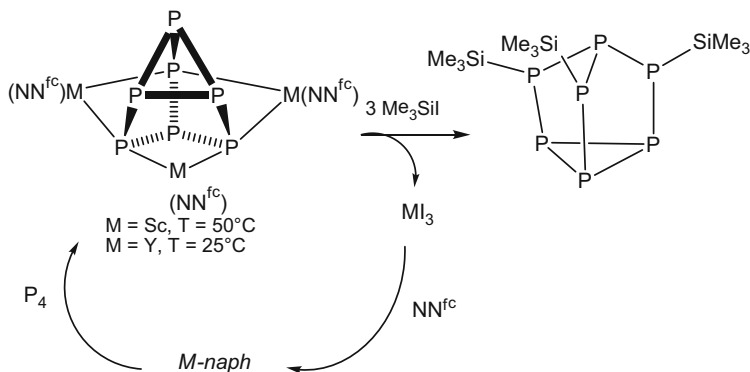
Despite their potentially strong reducing nature, group 3 and 4f-block metals have been sparsely considered for the activation of white phosphorus, presumably because of the hard-soft mismatch between the electropositive metal and soft phosphorus. The direct activation of  $\text{P}_4$  using group 3 metal was only recently achieved in mild conditions by Diaconescu et al. [14]. Unexpectedly, the reaction



**Scheme 3.7** Niobium-mediated cycle for the direct transformation of white phosphorus into organophosphanes A, B or C

between the scandium naphthalene complex,  $[(\text{NN}^{\text{fc}})\text{Sc}]_2(\mu\text{-C}_{10}\text{H}_8)$  (*Sc-naph*:  $\text{NN}^{\text{fc}} = 1,1'\text{-fc}(\text{NSi}^t\text{BuMe}_2)_2$ , *fc* = ferrocenylene) and white phosphorus afforded two different metal complexes, containing respectively  $[\text{P}_8]^{4-}$  and  $[\text{P}_7]^{3-}$  unit, that could be separated thanks to their different solubilities. The bonding motif of  $[\text{P}_8]^{4-}$  in the cluster  $\text{Sc}_4\text{P}_8$  recalls a realgar-type structure with four  $(\text{NN}^{\text{fc}})\text{Sc}$  fragments standing at the corners, each of them bonding to two phosphorus atoms, while the cluster  $\text{Sc}_3\text{P}_7$  contains the  $[\text{P}_7]^{3-}$  unit having a heptaphosphanortricyclane structure and represents the first example of the Zintl anion  $[\text{P}_7]^{3-}$  obtained directly from  $\text{P}_4$





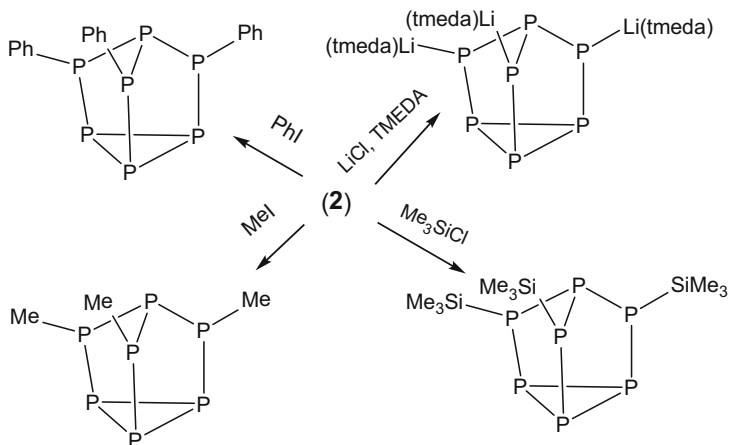
**Scheme 3.8** Transferring a polyphosphide unit  $[\text{P}_7]^{3-}$  from a metal center to an organic species

without using an alkali metal or its equivalent as a reducing agent. Interestingly, the reaction of white phosphorus with the yttrium analogue,  $[\{(\text{NN}^{\text{fc}})\text{Y}(\text{THF})\}_2(-\mu\text{-C}_{10}\text{H}_8)]$  went to completion at room temperature in a much shorter time and afforded uniquely the product  $\text{Y}_3\text{P}_7$ .

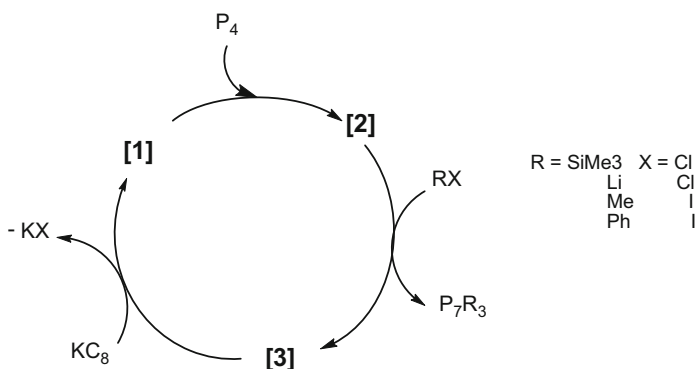
Aiming to activate the polyphosphide from the clusters  $\text{Sc}_3\text{P}_7$  and  $\text{Y}_3\text{P}_7$ , these were allowed to react with three equivalents of  $\text{Me}_3\text{SiI}$  as shown in Scheme 3.8. These reactions led to  $(\text{Me}_3\text{Si})_3\text{P}_7$  and gave as by-product the scandium/yttrium iodide, which in turn can be recycled to synthesize the starting metal arene complex. This constitutes the first example of transferring the Zintl anion  $[\text{P}_7]^{3-}$  to an organic species and establishes a synthetic cycle for the direct transformation of  $\text{P}_4$  to organophosphorus compounds.

Studies on  $\text{P}_4$  activation and functionalization mediated by 5f metals are exceptionally rare, there is one report concerning thorium [15] and a few about uranium [16, 17]. In the first publications concerning uranium [16], it was shown this metal can favor the cleavage of a P-P bond forming a  $[\text{P}_4]^{2-}$  ring, but no fragmentation or catenation of  $\text{P}_4$  was observed [16]. Recently, Liddle and co-workers [17] showed that a diuranium(V)-arene-tetraanion complex (**1**) reductively cleaves  $\text{P}_4$  to form a triuranium cluster tris(triamidouranium) $\mu^3\text{-}\eta^2\text{:}\eta^2\text{:}\eta^2$ -heptaphosphanortricyclane (**2**) containing a heptaphosphanortricyclane cage connecting the three uranium centers. This represents not only the first example of fragmentation and catenation of  $\text{P}_4$  to a higher oligomer promoted by uranium but also the first example of a molecular actinide  $[\text{P}_7]$  Zintl complex. As shown in Scheme 3.9, by reaction of **2** with three equivalents of  $\text{Me}_3\text{SiCl}$ , the derivative  $\text{P}_7(\text{SiMe}_3)_3$  was quantitatively afforded together with  $[(\text{Ts}^{\text{TOL}})\text{U}(\text{Cl})(\mu\text{-Cl})\text{U}(\text{THF})_2(\text{Ts}^{\text{TOL}})]$  (**3**) as a by-product where  $\text{Ts}^{\text{TOL}} = \text{HC}(\text{SiMe}_2\text{NAr})_3$ ,  $\text{Ar} = 4\text{-MeC}_6\text{H}_4$ . Other electrophiles have been tested, like  $\text{LiCl}$ ,  $\text{MeI}$  and  $\text{PhI}$ , and in all cases the corresponding organophosphorus derivative was obtained in good yield while complex **3** was released.

This new pathway is of great relevance, since it makes feasible and straightforward the preparation of alkali-metal or organic derivatives of  $[\text{P}_7]^{3-}$  that is



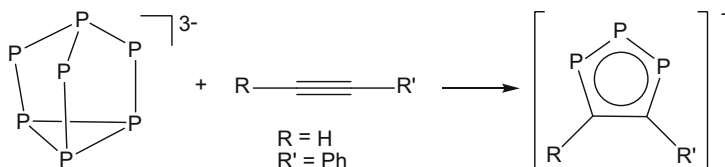
**Scheme 3.9** Reaction of a tris(triamidouranium) $\mu^3$ - $\eta^2$ : $\eta^2$ : $\eta^2$ -heptaphosphanortricyclane (**2**) towards diverse electrophiles



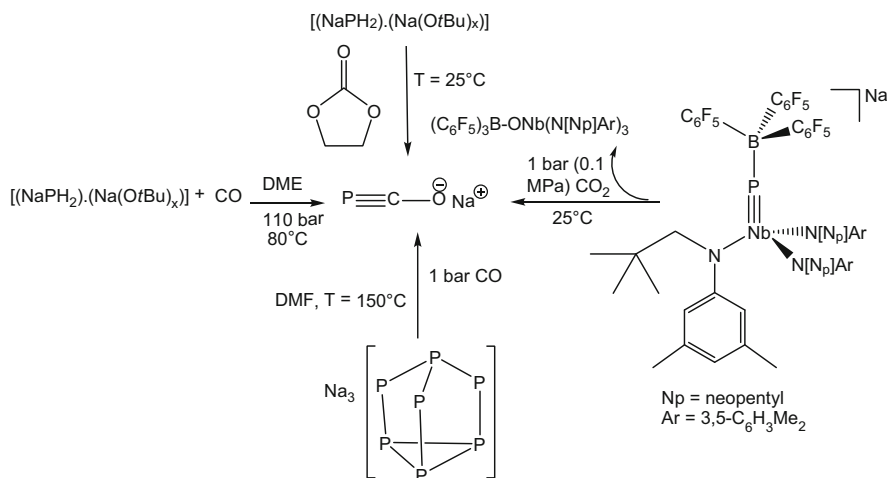
**Scheme 3.10** Synthetic cycle for the direct transformation of  $P_4$  into organophosphorus derivatives  $P_7R_3$  mediated by an uranium complex

otherwise challenging. Moreover, the reduction of **3** with potassium graphite can restore complex **1** and in this way two turnovers can be achieved, demonstrating the ability of uranium complexes to activate and liberate P-functionalized organic molecules, working effectively as in a catalytic cycle (Scheme 3.10).

While in the past  $[P_7]^{3-}$  and its derivatives were considered as a dead end in synthetic phosphorus chemistry, recent works involving the demolition of  $P_7$  cage into  $P_5$  and  $P_2$  fragments indicate that  $P_7$  compounds can be seen as useful platforms in the field of phospho-organic chemistry [18]. Recently, Goicoechea's group has shown that  $[P_7]^{3-}$  clusters are reactive towards unsaturated organic substrates [19], in particular they react with alkynes with transfer of a  $[P_3]^-$  unit to form an unusual class of cycloptadienide analogue, the 1,2,3-tripnictolides (Scheme 3.11).



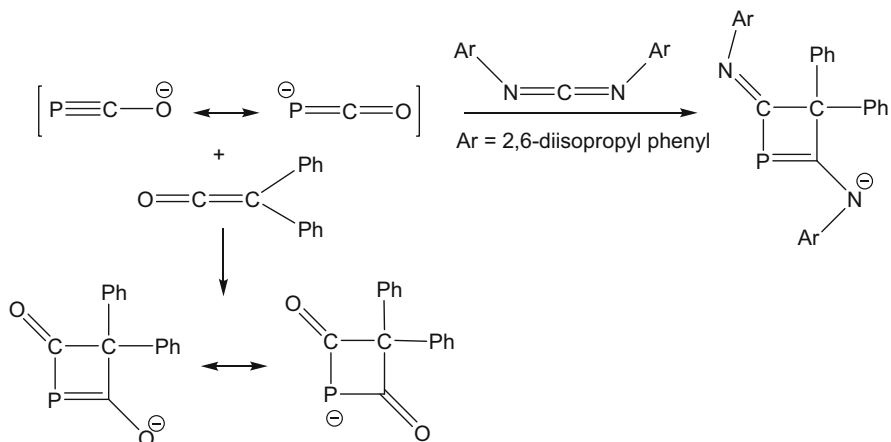
**Scheme 3.11** Synthesis of 1,2,3-[P<sub>3</sub>C<sub>2</sub>RR']-anions



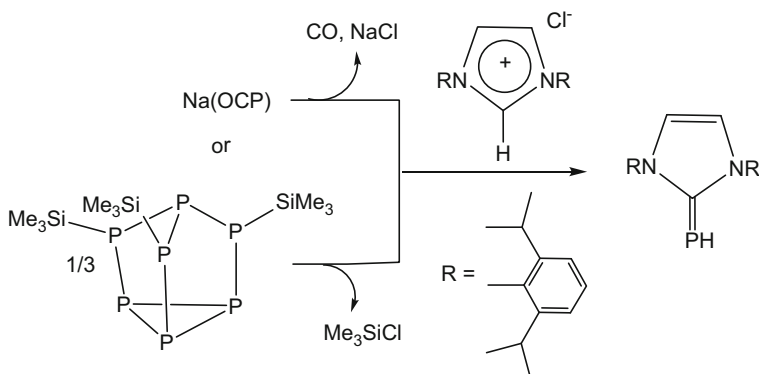
**Scheme 3.12** Different ways to access Na(OCP)

The reaction mechanism that leads to the products is still unraveled, presumably the driving force for the formation of the 1,2,3-tripnictolide anions is their aromaticity. Routes to access this class of compounds are still scarce and underdeveloped, with only a few examples existing in literature [20]. Intriguingly, [P<sub>7</sub>]<sup>3-</sup> is endowed with a special reactivity towards carbon monoxide, in refluxing dimethylformamide good yield of the phosphoethynolate anion, [PCO]<sup>-</sup> as [K(18-crown-6)]<sup>+</sup> salt, can be formed [21], see Scheme 3.12. This anion is known since decades [22], but no chemistry has been performed upon it, only recently it has been a renaissance and several studies have flourished. Among them, Grützmacher's group [23] has refined the synthesis obtaining Na(O-C≡P) through a large-scale procedure (hundreds of grams) based on the phosphination of carbon monoxide using NaPH<sub>2</sub> as "P" source or from the reaction of NaPH<sub>2</sub> with diethyl carbonate as source of CO (Scheme 3.12).

Cummins demonstrated that Na(OCP) can be synthesized also through a completely different way [24], using a niobium phosphide complex as source of "P" and carbon dioxide as source of CO, see Scheme 3.12. The salt Na(OCP) is remarkably stable and can be seen as a valuable building block for the synthesis of organophosphorus compounds. For instance, Goicoechea found out



**Scheme 3.13** [2+2] cycloaddition of  $[\text{PCO}]^-$  to diphenylketene and bis(2,6-diisopropylphenyl)carbodiimide



**Scheme 3.14**  $[\text{Na}(\text{OCP})]$  and  $[\text{P}_7]^{3-}$  as valuable “P” synthon

that the reaction of  $[\text{K}(\text{18-crown-6})][\text{PCO}]$  with diphenylketene or bis(2,6-diisopropylphenyl)carbodiimide, see Scheme 3.13, gives in both cases an anionic four-membered ring [21] resulting from a [2+2] cycloaddition product of  $\text{P}\equiv\text{C}$  triple bond across the  $\text{C}=\text{C}$  or  $\text{C}=\text{N}$  double bond.

This constitutes the first example of an isolated monoanionic four-membered phosphorus-containing heterocycle.

The  $[\text{OCP}]^-$  anion can be regarded as an adduct of carbon monoxide and  $\text{P}^-$ , so it can work as a “P” transfer reagent, the by-product being simply gaseous CO, which facilitates the reaction work-up. On the other hand,  $\text{P}_7(\text{SiMe}_3)_3$  (or similar derivatives) can also be regarded as a phosphorus donor, thus becoming highly promising building blocks to access organophosphorus derivatives in a sustainable way, avoiding the use of chlorine. An outstanding example of the synthetic

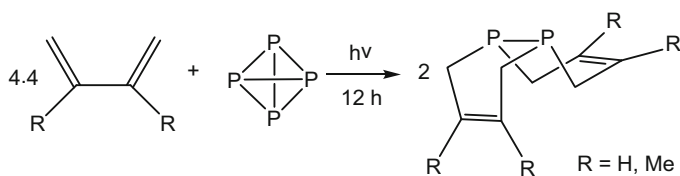
relevance of the above-mentioned synthons is offered in Scheme 3.14, where starting from either  $\text{Na}(\text{OCP})$  or  $\text{P}_7(\text{TMS})_3$ , the N-heterocyclic carbene adduct was synthesized in high yield on the gram scale [25].

### 3.2 P-C Bond Formation by Photochemical Irradiation

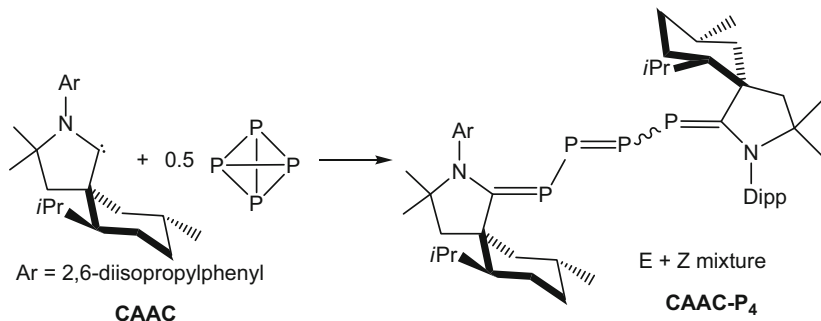
As underlined in the beginning of the chapter, a well-recognized imperative for the industrial synthesis of organophosphorus compounds is to avoid  $\text{PCl}_3$  as an intermediate and to develop instead methods for the direct incorporation of phosphorus atoms into organic molecules using as building block elemental phosphorus, white or red. An old paper by von Rathenau [26] reported that photolysis of  $\text{P}_4$  at room temperature using a mercury lamp induced polymerization of white phosphorus which is transformed into the less reactive red allotrope. Most importantly, he stated that the possible intermediate in this reaction is the transient species  $\text{P}_2$ , higher congener of  $\text{N}_2$ , generated by UV irradiation. A recent work by Cummins et al. has been inspired by this result and has shown that photolysis of white phosphorus under UV light generates a diphosphorus unit  $\text{P}_2$  which may be immediately trapped by a diene molecule. The final product is consistent with a double Diels-Alder addition, affording the diphosphane derivative shown in Scheme 3.15. The process converts, in a straightforward way,  $\text{P}_4$  into a phosphane; however the yield of the cycloadduct is moderate [27].

### 3.3 Carbene-Mediated Functionalization of $\text{P}_4$ as a Route to Organophosphorus Compounds

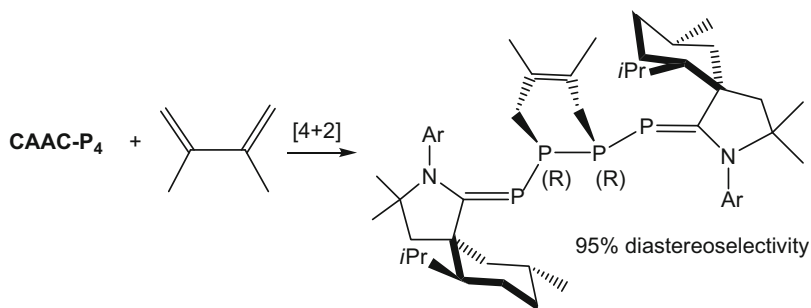
It is well known that transition metals can activate small molecules as white phosphorus and can stabilize highly reactive species. The group of Bertrand verified whether singlet carbenes may behave in a way similar to transition metals in the presence of  $\text{P}_4$ . It was shown that a bulky and rigid cyclic alkyl amino carbene, CAAC, see Scheme 3.16, is able to open  $\text{P}_4$  and at the same time can stabilize the resulting highly reactive species, without inducing fragmentation or aggregation of



**Scheme 3.15** One-pot synthesis of diphosphanes from white phosphorus by photochemical irradiation



**Scheme 3.16** Reactivity of half equivalent of P<sub>4</sub> with CAAC

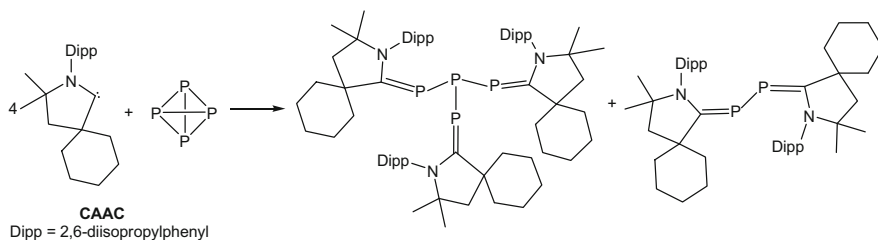
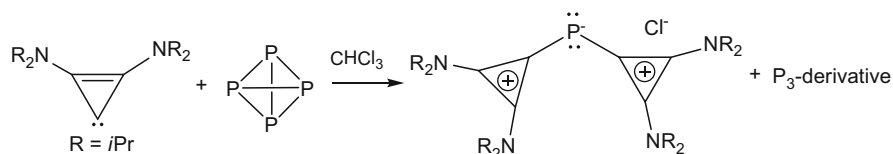
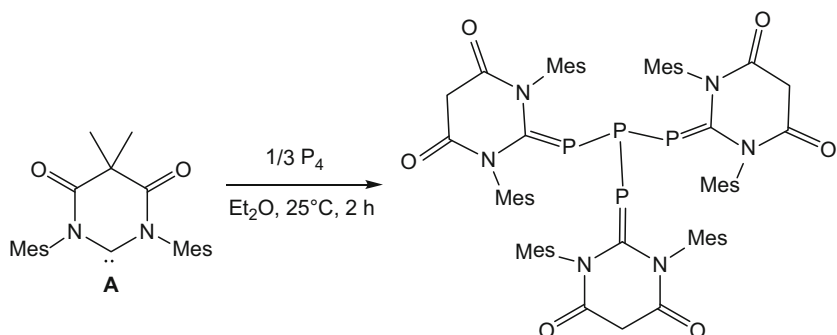


**Scheme 3.17** Diastereoselective [4+2] cycloaddition of CAAC-P<sub>4</sub> adduct and 2,3-dimethylbutadiene

P<sub>4</sub>. In this way, 2,3,4,5-tetraphosphatrienes constituted by an open chain of four P atoms bridging the two carbene units were isolated in good yields [28].

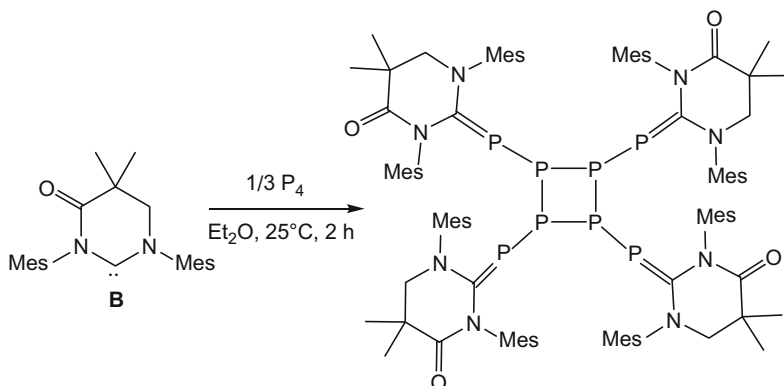
Moreover, it was studied the reactivity of the (*E*)-diphosphene with 2,3-dimethylbutadiene and surprisingly the reaction proceeded cleanly giving quantitatively the Diels-Alder product coming from a [4+2] cycloaddition of the diene with the phosphalkene, see Scheme 3.17. In this way, two phosphorus-carbon bonds were constructed and the isolated product shows very good diastereoselectivity.

Since the chemical behavior of cyclic alkyl amino carbenes, CAACs, is usually different than that of N-heterocyclic carbenes, NHCs, these results pushed to investigate the reactivity of NHCs towards P<sub>4</sub>. Bertrand and co-workers showed [29] that NHC not only reacts easily with P<sub>4</sub> but also induces an aggregation of three P<sub>4</sub> units and a P<sub>12</sub> cluster is formed in high yield and stabilized by two NHC units. The architecture of P<sub>12</sub> core is unprecedented and differs from that found in transition metal complexes having as ligand P<sub>12</sub> derived from metal-mediated activation of white phosphorus [30]. Though it is not the largest cluster obtained from P<sub>4</sub>; recently, a contribution by Scheer et al. was published [31] and demonstrated that via cobalt-mediated activation of P<sub>4</sub>, a huge cluster of 24 phosphorus

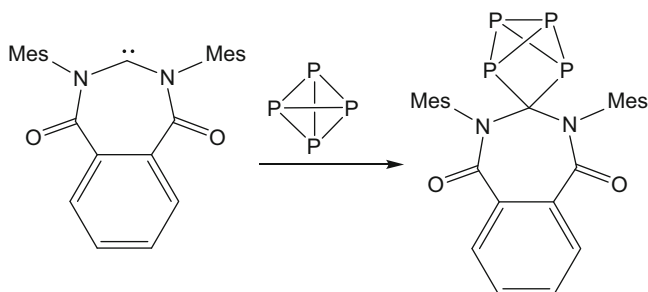
**Scheme 3.18** Reaction of  $P_4$  with the non-hindered CAAC**Scheme 3.19** Reaction of  $P_4$  with cyclopropenylidene**Scheme 3.20** Reactivity of white phosphorus towards carbonyl-functionalized carbene

atoms can be prepared. These results prove that singlet carbenes are excellent organic building blocks for the formation of organophosphorus compounds directly from white phosphorus without any need of a metal. Since the most synthetically useful organophosphorus compounds contain only one or two P atoms, it was mandatory to study the possible fragmentation, if any, of white phosphorus in the presence of a suitable carbene. Depending on the nature of the latter, carbene-stabilized  $P_3$ ,  $P_2$  and  $P_1$  species have been isolated by Bertrand and co-workers [32] as shown in Schemes 3.18 and 3.19.

Carbonyl-decorated carbenes have been shown [33] to exhibit a rich and versatile reactivity, this motivated Hudnall and co-workers to investigate their reactivity towards white phosphorus. Gratifyingly, treatment of the latter with three equivalents of the highly electrophilic carbene **A** shown in Scheme 3.20 resulted in a rapid



**Scheme 3.21** Reactivity of white phosphorus towards carbonyl-functionalized carbene



**Scheme 3.22** Activation of  $P_4$  mediated by a highly electrophilic carbene

activation at room temperature and formation of a triscarbene- $P_4$  cluster [34], analogue to the one prepared by Bertrand shown in Scheme 3.18.

Interestingly, the reaction of the less electrophilic carbene **B**, see Scheme 3.21, with white phosphorus in identical reaction conditions, provided a drastically different product, a neutral tetrakis(carbene)- $P_8$  cluster. The X-ray analysis revealed a central  $P_4$  butterfly structure that is capped at each P atom with a phosphalkene moiety. Taking into account that a tetraanionic  $P_8$  cluster was previously prepared by Wiberg et al. [35] via a [2+2] cycloaddition dimerization of a linear  $P_4$ -diphosphene, Hudnall repeated the reaction of  $P_4$  with carbene **B** by adding 2,3-dimethyl-1,3-butadiene and the corresponding Diels-Alder cycloaddition product was isolated, confirming the hypothesized reaction pathway. Therefore, it is evident the dramatic influence of the electrophilicity of the chosen carbene on the identity of the final product.

In the same time, Bertrand's group was working on this matter, and shortly after Hudnall, published that the tetrakis carbene  $P_8$  cluster can be obtained from  $P_4$  and the cyclic six-membered diamido carbene (as shown by Hudnall) and also by using a less electrophilic carbene as cyclic(alkyl)(amino)carbene [36]. Moreover, he



demonstrated that a carbene can insert into a single P-P bond of P<sub>4</sub>, resulting in the formation of a carbene-P<sub>4</sub> adduct (Scheme 3.22). Thus the extremely electrophilic seven-membered cyclic benzamido carbene can behave as a transition metal towards P<sub>4</sub> showing a  $\eta^2$ -coordination.

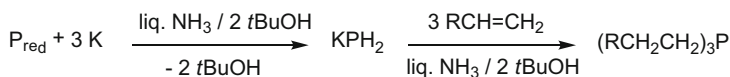
Future efforts will be necessary to investigate these compounds coming from the carbene-mediated activation of P<sub>4</sub>, as potential phosphorus transfer reagents for the preparation of useful organophosphorus compounds.

### 3.4 Synthesis of Organophosphorus Compounds by Nucleophilic Addition

In this section, we review two main different approaches: (a) phosphorus-centered anion, usually directly derived from elemental phosphorus, which does a nucleophilic attack (addition) on organic substrates; (b) carbon-centered anion, which does a nucleophilic attack (addition) on P<sub>4</sub>; in both cases a new P-C bond is formed.

Concerning the chemistry of phosphorus-centered anion, it is worth mentioning the work developed by Trofimov and Gusarova. They choose red phosphorus as “P”-source to accomplish the phosphorylation of unsaturated organic compounds, as alkenes and alkynes. Since red phosphorus has a polymeric chain-like structure which reduces strain and reactivity in comparison to the white allotrope giving greater stability, harsher treatments are required for the activation of the red allotrope. Strongly basic conditions, as aqueous potassium hydroxide in dimethylsulfoxide under heating or microwave irradiation were used, and the final reaction mixtures gave primary, secondary and tertiary phosphanes and phosphane oxides. A similar procedure was applied by the same authors to carry out the direct phosphorylation of alkenes and alkynes with P<sub>4</sub>, but using milder conditions, as shorter reaction time and heating at lower temperature [37]. From the mechanistic point of view, it is believed that in such heterogeneous and strongly basic media, highly active P-centered nucleophiles (as polyphosphides and polyphosphinites) are formed and prone to interact with the suitable electrophile (styrenes, vinylpyridines, acetylenes and similar). This methodology avoids the use of chlorine but has the disadvantage to produce mainly oxidized products, i.e. phosphane oxides.

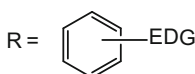
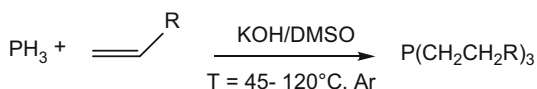
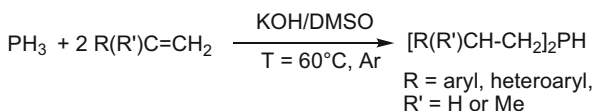
In the late 1990s, Brandsma and Trofimov [38] refined this methodology and triggered a way to avoid the formation of the oxide selectively achieving the desired phosphane. They reacted the elements, red phosphorus and potassium in liquid ammonia and using *tert*-butanol as mild source of protons, potassium phosphide, KPH<sub>2</sub>, was formed quantitatively (Scheme 3.23). Subsequent addition of an alkene brought the formation of tertiary phosphane and the reaction is supposed to proceed through a series of nucleophilic addition of the phosphides, formed *in situ*, to the double bond of the alkene. Importantly, the reaction generated selectively and exclusively tertiary phosphanes. Electrophilic alkenes are preferred being able to



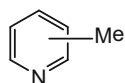
R = Ph, 4-F-C<sub>6</sub>H<sub>4</sub>, 2-furyl, 2-thienyl

**Scheme 3.23** Synthesis of tertiary phosphanes from red phosphorus

**Scheme 3.24** Selective synthesis of secondary and tertiary phosphanes from PH<sub>3</sub>



EDG = Me, *tert*-Bu, MeO.



react with the phosphorus-centered anion  $[\text{PH}_2]^-$ , while less electrophilic alkenes were left un-reacted.

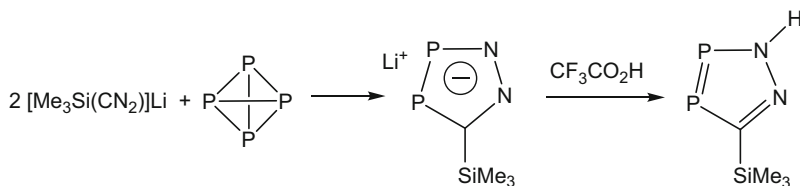
A similar method was followed for the preparation of primary alkylphosphanes [39].

Since the pioneer work of Rauhut et al. [40] and later by King et al. [41] described the nucleophilic addition of phosphane, PH<sub>3</sub> and R<sub>2</sub>PH, respectively, to the C-C double bond of acrylonitrile and  $[\text{Ph}_m\text{P}(\text{CH}=\text{CH}_2)_n]$  ( $m=1,2$ ;  $n=2,1$ ) respectively, in the presence of bases, further contribution to this field came from Trofimov and co-workers [37] who foresee in the use of PH<sub>3</sub> as P-source replacing elemental phosphorus, a great advantage from the atom economy point of view, which is fully respected in the presence of phosphane.

Using as phosphorylating agent PH<sub>3</sub> produced *in situ* from the basic hydrolysis of red phosphorus, the hydrophosphination of weakly electrophilic double bonds of aryl- and heteroarylethenes was performed affording selectively secondary phosphanes previously unknown or difficult to prepare phosphane (Scheme 3.24).

As in the phosphorylation carried out with elemental phosphorus, strong basic conditions are required in this process as well, which is believed to proceed via a nucleophilic addition to the olefinic bond of the phosphorus-centered anion,  $\text{PH}_2^-$ , which can be generated only by action of a strong base on PH<sub>3</sub>.

Complete and selective formation of tertiary aryl(heteroaryl) phosphanes was accomplished at atmospheric pressure of PH<sub>3</sub> in KOH/DMSO heating in the range 45–120 °C and with additional introduction of the alkene (styrenes or vinylpyridines) in the reaction mixture at the end of the process, see Scheme 3.23. Notwithstanding the reaction goes to completion in a selective way, working at



**Scheme 3.25** Synthesis of 1,2,3,4-diazadiphosphole ring from  $P_4$

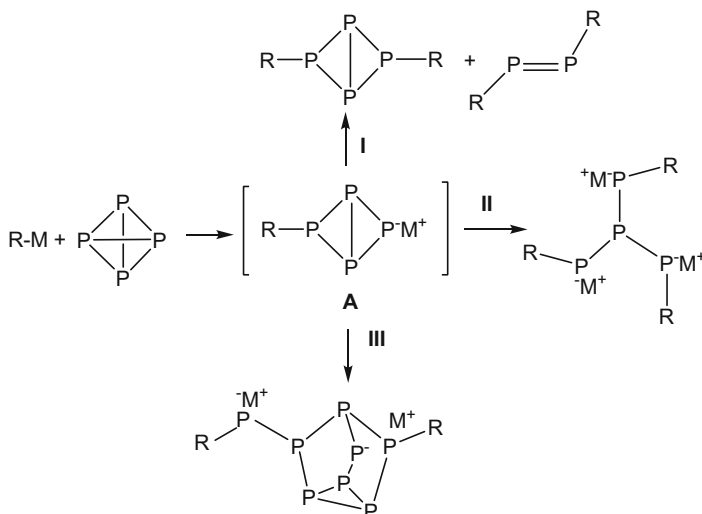
atmospheric pressure of  $PH_3$  constitutes a great advantage, considering the flammability and toxicity of this gas. Previously,  $PH_3$  was added to styrene in the presence of a radical initiator under elevated phosphane pressure [42] but a mixture of primary, secondary or tertiary phosphanes difficult to separate was obtained.

The first example of a suitable anionic carbon centered-nucleophile used to activate directly  $P_4$  was published by Rauhut et al. in 1963. He reacted organo-alkali reagents with white phosphorus obtaining a complex mixture of polyphosphides and upon hydrolysis primary and secondary phosphanes were isolated in moderate yield [43]. Afterwards, the nucleophilic functionalization of  $P_4$  has been widely explored using milder conditions and softer reagents with the aim to direct it selectively to one main product.

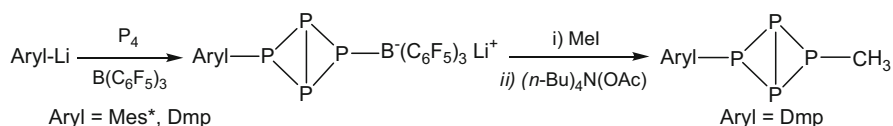
Mathey and co-workers studied the reaction of lithium(trimethylsilyl) diazomethanide with white phosphorus, considering that the first reagent can be seen as the synthetic equivalent of a  $[RC]^-$  fragment and in principle could provide a direct way to get  $[RCP_4]^-$  thanks to the driving force of the reaction due to the aromatic stabilization of the final five-membered ring. The reaction proceeded cleanly as a formal [3 + 2] cycloaddition between a  $P_2$  unit,  $[P\equiv P]$ , extruded from  $P_4$ , and the diazomethyl anion, giving as a sole product the previously unknown aromatic 1,2,3,4-diazadiphospholide anion, shown in Scheme 3.25. The protonation of the latter by trifluoroacetic acid at low temperature afforded the stable 2H-1,2,3,4-di-azadiphosphole. This work [44] showed for the first time that white phosphorus can be a useful starting material for the direct synthesis of new aromatic polyphosphorus compounds.

In the last decades, several efforts have been carried out to accomplish the direct synthesis of organophosphorus compounds by nucleophilic addition of an organic reagent to  $P_4$  bypassing the use of a metal and are summarized in Scheme 3.26. The common intermediate in all these reactions is believed to be the highly reactive bicyclo[1.1.0]tetraphosphabutane anion **A** formed upon a P-P bond cleavage of the  $P_4$  tetrahedron, which is susceptible of degradation and re-aggregation forming a complex mixture of products.

Fluck et al. found out that  $P_4$  in the presence of  $Mes^*Li$  ( $Mes^* = 2,4,6-C_6H_2^tBu_3$ ) is opened to give a di-substituted butterfly compound in low yield (Scheme 3.26, route I) and a diphosphene [45]. Lerner et al. [46] by using a threefold excess of the less bulky  $MesLi$  ( $Mes = 2,4,6-C_6H_2Me_3$ ) obtained a complete degradation of the  $P_4$  tetrahedron and isolated a trianionic tetraphosphide (Scheme 3.26, route II). Direct reaction of  $P_4$  with hypersilyl complex  $[(Me_3Si)_3Si]$



**Scheme 3.26** Nucleophilic addition of carbon-centered anion to  $P_4$



**Scheme 3.27** Arylation and subsequent alkylation of white phosphorus

(K(18-crown-6)) gave a Zintl-type  $P_7$ -cage compound [47], probably arising from dimerization of anion **A** (Scheme 3.26, route III). A few years ago, Tamm and co-workers studied the behavior of  $P_4$  in the presence of a frustrated carbene-borane Lewis pair. In this condition, the selective heterolytic cleavage of one of the six P-P bonds of the  $P_4$  tetrahedron took place, and the resulting highly reactive  $P_4$  butterfly was stabilized by formation of a P-C and P-B bond respectively at the two opposite site of the butterfly cage [48]. Recently, Lammertsma and his group [49] accomplished the activation and functionalization of  $P_4$  with a bulky nucleophile as  $\text{ArylLi}$  [ $\text{Aryl} = \text{Dmp}$  (2,6-dimesitylphenyl),  $\text{Mes}^*$ ] in the presence of a Lewis acid as  $\text{B(C}_6\text{F}_5)_3$ , mimicking a frustrated Lewis pairs approach, similar to Tamm's group. Methylation of the  $P_4$  butterfly derivative as shown in Scheme 3.27 favored the elimination of Lewis acid  $\text{B(C}_6\text{F}_5)_3$  and the formation of a new P-C bond in quantitative yield.

This represents a new method enabling the formation of organophosphorus compounds starting directly from white phosphorus, forming two P-C bonds in a controlled stepwise fashion and avoiding chlorinated reagents.

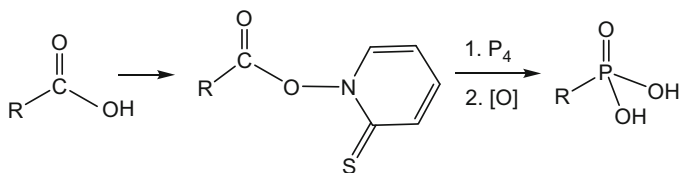
### 3.5 P-C Bond Formation Mediated by Radicals

White phosphorus can be an efficient radical trap and can react with carbon-centered radicals in solution under mild conditions. The work developed by Barton et al. [50] shows the great ability of  $P_4$  to react in a long radical chain reaction with carbon radicals generated from carboxylic acids via photolysis of the corresponding Barton PTOC ester. Subsequent oxidation with aqueous hydrogen peroxide affords the phosphonic acid derivatives in good yields. In this way, a wide range of carboxylic acids, including those derived from natural products, as oleic and linoleic acid, can be converted into the corresponding phosphonic acids, see Scheme 3.28. Moreover, a clear mechanistic picture for the addition of carbon radicals to  $P_4$  has been presented, where the chain reaction is initiated by the reaction of dioxygen with  $P_4$ .

Subsequent to the work of Barton, it has been shown by Sato et al. that P-P bonds other than those in  $P_4$  may serve as a trap for organic radicals; for instance Ar· radical, coming from ArX, can react with the diphosphane  $Ph_2P-PPh_2$  accomplishing in this way a radical phosphination of organic halides [51].

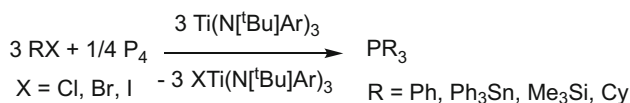
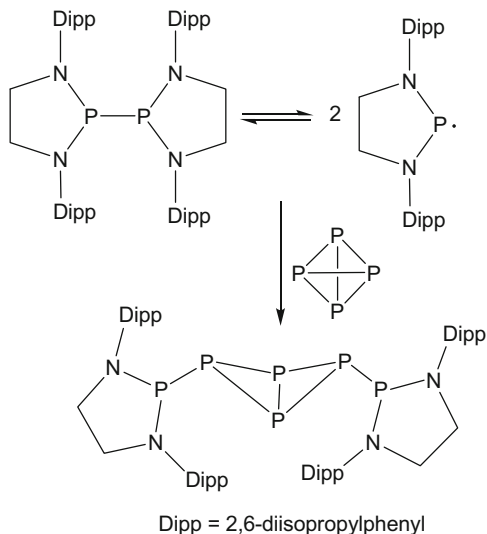
Lappert prepared the diphosphane  $[P\{N-(Me_3Si)_2\}(NPr^i)_2]_2$  which reversibly dissociates in solution to phosphinyl radical and when refluxed for short time in toluene in the presence of white phosphorus, generated as main product a tetraphosphabicyclobutane derivative, present in solution as a 1:1 mixture of *meso*- and *rac*-diastereoisomers [52]. Similarly, the diphosphane  $[(\{Me_3Si\}_2CH)_2P]_2$  is known in the literature as a molecular “jack in the box” radical [53] since it is endowed with potential energy stored in the central P-P bond, due to the strained rotation of the bulky peripheral trimethylsilyl ligands. As a result, the P-P bond in the diphosphane can easily undergo homolysis forming two equivalents of the phosphinyl radical. The latter can react at room temperature with half equivalent of  $P_4$ , causing the cleavage of one P-P bond of the tetrahedron, and the resulting tetraphosphabicyclobutane is stabilized by the highly hindered substituents on the heterocycle. The structure, shown in Scheme 3.29, was confirmed by X-ray crystallography [54] with the molecule assuming a *trans,trans* configuration to minimize steric interactions.

The contribution to this chemistry from Cummins and co-workers is based on the discovery that the three-coordinate titanium(III) complex  $Ti(N[{}^tBu]Ar)_3$  (Ar = 3,5- $C_6H_3Me_2$ ) is a powerful abstractor of halogen-atoms, as chloride, bromide, iodide, from various donor molecules at room temperature in aprotic organic media



**Scheme 3.28** Radical synthesis of phosphonic acids from  $P_4$

**Scheme 3.29** Reactivity of  $P_4$  with a phosphinyl radical



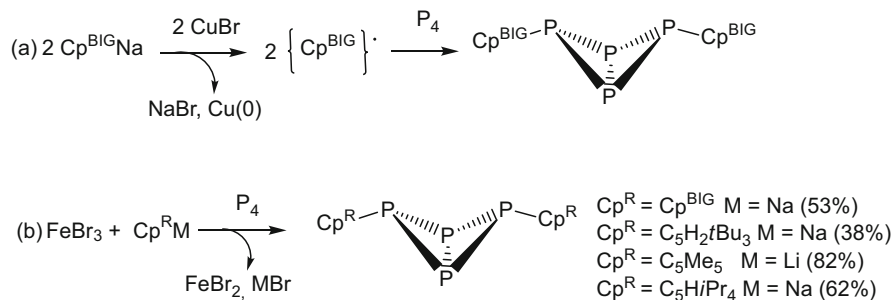
**Scheme 3.30** Radical synthesis of tertiary phosphanes from  $P_4$  catalysed by Ti(III) complex

[55]. On these basis, Cummins developed a high yield synthesis of phosphanes,  $\text{PR}_3$ , starting from  $\text{P}_4$  and an alkyl or aryl halide in the presence of  $\text{Ti}(\text{N}^{\text{tBu}}\text{Ar})_3$  as promoter [56], according to the equation shown in Scheme 3.30. In terms of recycling, the titanium by-product  $\text{XTi}(\text{N}^{\text{tBu}}\text{Ar})_3$  ( $\text{X} = \text{Cl}, \text{Br}, \text{I}$ ) can be reduced by  $\text{Na}/\text{Hg}$  amalgam back to the active species  $\text{Ti}(\text{N}^{\text{tBu}}\text{Ar})_3$ .

This represents a powerful and clean method to prepare a wide array of phosphane directly from  $\text{P}_4$ ; based on the ability of P-P bonds to work as efficient radical traps, the next step will be trying to make this process catalytic.

A recent paper by Scheer et al. [57] shows a new methodology involving the intermediary formation of  $\text{Cp}^{\text{R}}$  radicals that selectively open one P-P bond of the  $\text{P}_4$  tetrahedron. The process is mediated by a transition metal which is in the end eliminated as a salt by-product, and the main product is a carbon-substituted bicyclic  $\text{P}_4$  butterfly compound as shown in Scheme 3.31. Two different methods have been used: the first one (a) is based on the addition of a stoichiometric amount of Cu(I) salt, which readily reduces to Cu metal allowing the oxidation of  $(\text{Cp}^{\text{BIG}})^-$  to  $\text{Cp}^{\text{BIG}}$  radical [ $\text{Cp}^{\text{BIG}} = \text{C}_5(4\text{-}^n\text{BuC}_6\text{H}_4)_5$ ], and the second (b) can activate  $\text{P}_4$  yielding a modest amount of  $(\text{Cp}^{\text{BIG}})_2\text{P}_4$ .

Any attempt to extend the reaction to smaller  $\text{Cp}^{\text{R}}$  radicals failed, probably the latter being less hindered and more reactive than  $\text{Cp}^{\text{BIG}}$ , which made a radical

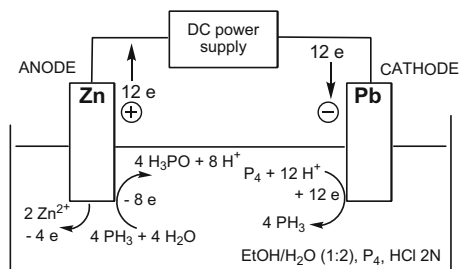


**Scheme 3.31** Functionalization of  $\text{P}_4$  mediated by a metal radical

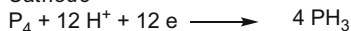
decomposition faster than the reaction with  $\text{P}_4$  so that the formation of the desired  $\text{P}_4$  butterfly does not proceed. It is known [58] that  $[\{\text{Cp}^{\text{BIG}}\text{Fe}(\mu\text{-Br})\}_2][\text{Cp}^{\text{BIG}}] = 1,3,5\text{-CpH}^{\text{f}}\text{Bu}_3$  reacts with one equivalent of  $\text{P}_4$  leading to the formation of  $[\{\text{Cp}^{\text{BIG}}\text{Fe}\}_2(\mu, \eta^{4:4}\text{-P}_4)]$  as well as to the carbon-substituted butterfly compound  $(\text{Cp}^{\text{BIG}})_2\text{P}_4$  together with a small amount of  $\text{FeBr}_2$ , meaning in the process an oxo-reduction takes place bringing initial Fe(III) to Fe(II) and  $[\text{Cp}^{\text{R}}]^-$  to  $[\text{Cp}^{\text{R}}]$  radical. On this basis, Scheer et al. carried out the straightforward reaction of  $\text{FeBr}_3$  and  $\text{Cp}^{\text{R}}\text{M}$  ( $\text{M} = \text{Na}$  or  $\text{Li}$ ) in the presence of white phosphorus. The desired, symmetrically substituted,  $\text{P}_4$ -butterfly shown in Scheme 3.31, was isolated with good yield. Interestingly, while the “copper” route is feasible only in the presence of  $\text{Cp}^{\text{BIG}}$ , the “iron” route has a wider applicability.

### 3.6 Electrochemical Activation of $\text{P}_4$ : An Alternative Way to Access Organophosphorus Compounds

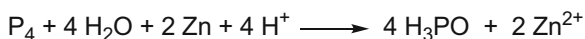
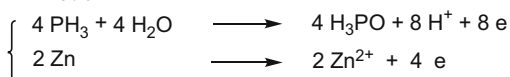
Electrochemistry can be considered as a “green” technique since it uses electrons as reagents and generally the electrochemical processes proceed under mild conditions where the rate and selectivity of the process can be easily adjusted by tuning both the working electrode potential and electric current. Therefore, a chemical process can be directed in a very clean way, obtaining high purity products and avoiding the formation of waste. For all these reasons, electrochemical methods become attractive for synthesizing pharmaceuticals and fine chemicals. An outstanding contribution to the development of electrochemical synthesis of inorganic and organic phosphorus compounds starting directly from white phosphorus comes from the Arbusov Institute of the Russian Academy of Sciences in Kazan [59]. It was shown that depending on the experimental conditions, as solvent (water or alcohol), electrode material (graphite, platinum, mercury) temperature and pH, the electrochemical process may be modulated to give predominantly the desired phosphorus derivatives. It is believed [60] that the first step is the reduction of  $\text{P}_4$  at the cathode electrode with formation of a highly reactive phosphido radical anion



*Cathode*



*Anode*



**Schema 3.32** Electrochemical generation of  $\text{H}_3\text{PO}$  in acidic ethanol/water solution from white phosphorus

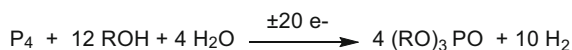
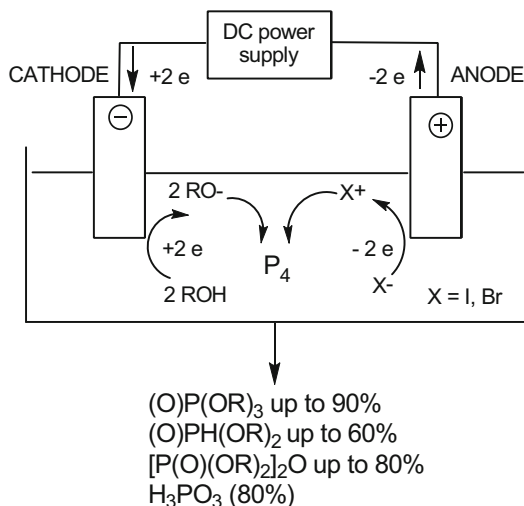
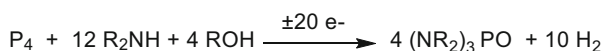
$[\text{P}_4]^-$ . Soon after, a fast protonation of this species takes place being the process carried out in protic media, resulting in cleavage of P-P bonds and formation of P-H bonds. Several studies have been carried out on the electrochemical hydrogenation of white phosphorus, which can be considered as the suitable method for *in situ* generation of highly pure  $\text{PH}_3$  directly from  $\text{P}_4$ . Gaseous  $\text{PH}_3$ , meanwhile is generated, can be collected in another reaction vessel in presence of the appropriate organic reagent to synthesize the desired organo-phosphorus derivative [60]. The yields of  $\text{PH}_3$  vary in the range 60–83 % at the lead cathode in an aqueous solution of  $\text{NaOH}$  in a range of temperature from 70 to 100 °C. In a classical chemical process, operating without electrochemistry, boiling a basic emulsion of  $\text{P}_4$  ends up with a mixture of products: hypophosphite (50 %), phosphite (25 %) and  $\text{PH}_3$  (25 %) together with hydrogen evolution. Noteworthy, the electrochemical process transforming selectively  $\text{P}_4$  into hypophosphorus acid has been studied [61] analyzing carefully the reaction mixture at equal interval of time by  $^{31}\text{P}$  NMR spectroscopy. This allowed to intercept for the first time, a key intermediate,  $\text{H}_3\text{PO}$ , which is formed at the zinc anode as an oxidation product of  $\text{PH}_3$  released at the lead cathode, as shown in Scheme 3.32.

The generation in solution of  $\text{H}_3\text{PO}$  was completely unexpected, being known as highly labile species that previously was generated only under extreme conditions and characterized in argon matrices [61]. A detailed study evidenced that the formation of this species is related to electrode-surface processes and it is observed only in the presence of a zinc electrode as anode and operating in acidic ethanol/water mixture.



**Scheme 3.33**

Electrochemical process for the transformation of  $P_4$  into phosphates and phosphorous oxyacids

**Scheme 3.34** Electrochemical synthesis of organophosphates**Scheme 3.35** Electrochemical synthesis of triamidophosphates

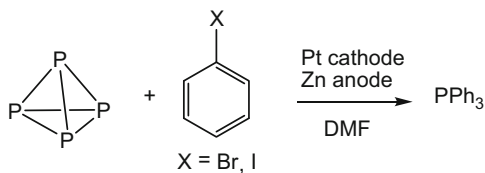
When the electrochemical reduction of white phosphorus is performed in the presence of alcohols and ammonium salts used as supporting electrolyte, in principle a mixture of esters of different phosphorus oxyacids may be produced. The accepted mechanism is based on the reduction of the alcohol at the cathode with formation of the alkoxide anion,  $RO^-$ , which does a nucleophilic attack on  $P_4$ ; meanwhile at the anode, the oxidation of the halide coming from the supporting electrolyte takes place, generating an electrophilic reagent. The joint action of the alkoxy anion and the electrophile on  $P_4$  results in various derivatives as shown in Scheme 3.33, depending on the nature of the alcohol, on the ratio water/ $P_4$  and on the temperature used to carry out the process,

Under specific conditions, trialkyl phosphates were prepared in a quantitative yield; Scheme 3.34 shows the equation for the overall process which looks like highly clean, only gaseous hydrogen is formed as by-product [59].

Electrolysis of an emulsion of white phosphorus in the presence of an alcohol and an amine generates the corresponding triamidophosphates, as shown in Scheme 3.35 [60].

Interestingly, the electrolysis of an emulsion of  $P_4$  and an aromatic halide in dimethyl formamide leads to triphenylphosphane without using any metal catalyst

**Scheme 3.36**  
Electrochemical synthesis  
of triphenylphosphane  
directly from white  
phosphorus



as shown in Scheme 3.36. The process patented by Budnikova et al. works under mild conditions [62] and results in the selective formation of triphenylphosphane with up to 82 % yield relative to  $P_4$ .

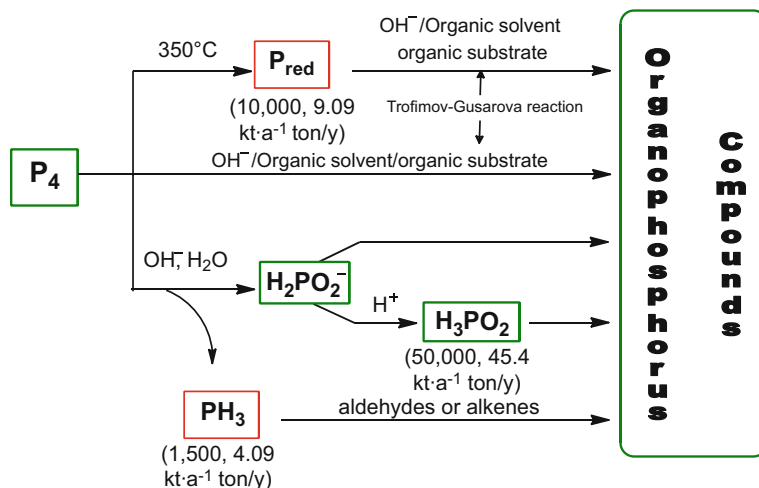
To shed light on the reaction mechanism, it was investigated the reactivity of organozinc species, as diphenylzinc, in the presence of white phosphorus outside the electrochemical cell. In the final reaction mixture, only phenylphosphane and diphenyl phosphane were identified, demonstrating that via the transition-metal mediated synthesis the process is not selective and stops at the product with maximum two phosphorus-carbon bonds [63]. On the other hand, under electrochemical conditions using zinc as sacrificial anode, the interactions of electro-generated organozinc reagents with  $P_4$  causes the opening of all P-P bonds of the tetrahedron, resulting in the selective formation of organophosphorus compounds with three phosphorus-carbon bonds.

In conclusion, the interest in the electrosynthesis of organophosphorus compounds from  $P_4$  arises from a series of advantages compared to common chemical methods: (a) mild conditions required by the process (ambient pressure and temperature); (b) atom economy (the supporting electrolyte can be recycled at the end of the process); (c) high environmental safety, avoiding the use of chlorinated reagents; (d) the electrosynthesis can be highly selective, affording high purity products.

### 3.7 Hypophosphorous Pathway: From $H_3PO_2$ and Its Alkali Salts to Organophosphorus Compounds

In the way to avoid  $PCl_3$  as P-source for the preparation of organophosphorus compounds, many efforts have been devoted either to functionalize directly elemental phosphorus, both allotropes, white and red, or to transform elemental phosphorus into a variety of different inorganic phosphorus compounds as phosphane ( $PH_3$ ) [64], hypophosphorous acid ( $H_3PO_2$ ) and its alkali salts [65] as shown in Scheme 3.37.

However, white and red phosphorus usually uses hard conditions such as the superbasic system: aqueous solution KOH (86 %)/DMSO or HMPA/organic substrate (Trofimov-Gusarova reaction), and  $PH_3$  is a highly toxic and pyrophoric gas. Nevertheless, as stated in the beginning of this chapter, all of them, together with the highly reactive and hazardous  $PCl_3$ , are currently the basis of organophosphorus manufacturing [66].

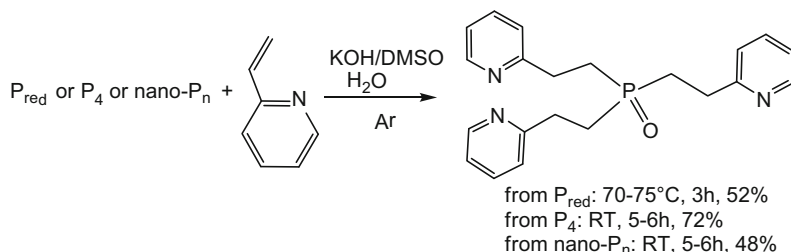


**Scheme 3.37** Access to organophosphorus compounds avoiding the use of chlorine

The use of hypophosphorus acid and its derivatives in the synthesis of organophosphorus compounds is nowadays becoming a widespread methodology, due to its low toxicity and low environmental impact in comparison with  $PCl_3$ .

### 3.7.1 Phosphorylation with Elemental Phosphorus

While white phosphorus is formed by single tetrahedral molecules endowed with a certain tension due to ring strain, which makes it highly unstable and reactive, red phosphorus has a polymeric structure, where one of the P-P bond of the  $P_4$  tetrahedron is broken and one additional bond is formed with a neighboring tetrahedron to form a chain-like structure. This polymeric network of P-atoms reduces strain and reactivity in comparison to the white allotrope and gives greater stability. The activation of red phosphorus requires therefore harsher treatments. According to the procedure developed by Trofimov and Gusarova in the late 1980s, using “superbasic” conditions, as aqueous KOH/DMSO under heating or microwave irradiation, directly convert a mixture of red phosphorus and unsaturated organic compounds, as alkenes and alkynes, into primary, secondary and tertiary phosphanes and phosphane oxides. A similar procedure was applied by the same authors to carry out the direct phosphorylation of alkenes and alkynes with  $P_4$ , but using milder conditions, *i.e.* shorter reaction time and heating at lower temperature. From the mechanistic viewpoint, it is believed that in such heterogeneous highly basic media, KOH/DMSO (or HMPA), KOH/organic solvent/phase-transfer catalyst as shown in Scheme 3.38, highly active P-centered nucleophiles



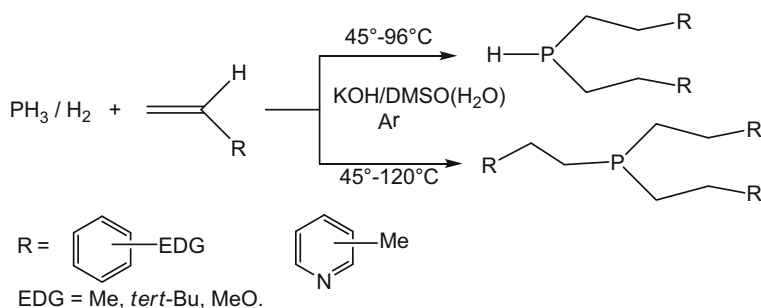
**Scheme 3.38** Phosphorylation of elemental phosphorus using “superbasics” conditions (Trofimov-Gurasova reaction)

(as polyphosphides and polyphosphinites) are formed and prone to interact with the suitable electrophile (styrenes, vinylpyridines, acetylenes and similar) [67].

A further development has been lately introduced by Trofimov et al. which consists in the preparation of nanocomposites of red phosphorus, nano-P<sub>n</sub>, with carbon, graphite or organophosphorus inclusions, obtained by radiation-induced polymerization (<sup>60</sup>Co  $\gamma$ -radiation) of P<sub>4</sub> at room temperature [68]. Nano-P<sub>n</sub> contain mainly phosphorus (80 %), the rest is carbon, oxygen and hydrogen and consist of nanoparticles having diameter in the range of 30–50 nm. Interestingly, nano-P<sub>n</sub> have shown higher reactivity in the phosphorylation of styrene and its derivatives compared to common red phosphorus, see Scheme 3.38.

### 3.7.2 Phosphorylation with PH<sub>3</sub>

The approach based on elemental phosphorus, white or red, does not solve the problem of phosphorus atom economy, since not all P-atoms of the reagent are found in the final product, but some are lost in the process usually as unidentified by-products. In this respect, PH<sub>3</sub> and MH<sub>2</sub>PO<sub>2</sub> (M = H, metal, alkyl) have the potential to incorporate all the phosphorus content into an organic product. Alkali hypophosphites (and consequently hypophosphorus acid) and PH<sub>3</sub> come from the alkaline hydrolysis of white phosphorus, which is still nowadays a process not fully understood and its improvement would be desirable. PH<sub>3</sub> is a highly toxic and pyrophoric gas requiring very careful handling, its use is therefore strongly limited to small amounts in the electronic industry and as a starting material for the synthesis of trialkylphosphanes, R<sub>3</sub>P, and related compounds. Since the pioneer work of Rauhut et al. [40] and later by King et al. [41] who described the nucleophilic addition of PH<sub>3</sub> to the C-C double bond of alkenes bearing strong electron-withdrawing substituents, in the presence of bases, further developments have been studied by Trofimov and co-workers [37]. Using as phosphorylating agent the mixture PH<sub>3</sub>/H<sub>2</sub> coming from the basic hydrolysis of red phosphorus, they performed the hydrophosphination of weakly electrophilic double bonds of aryl- and heteroarylethene affording previously unknown or difficult to prepare secondary or tertiary phosphanes as shown in Scheme 3.39.



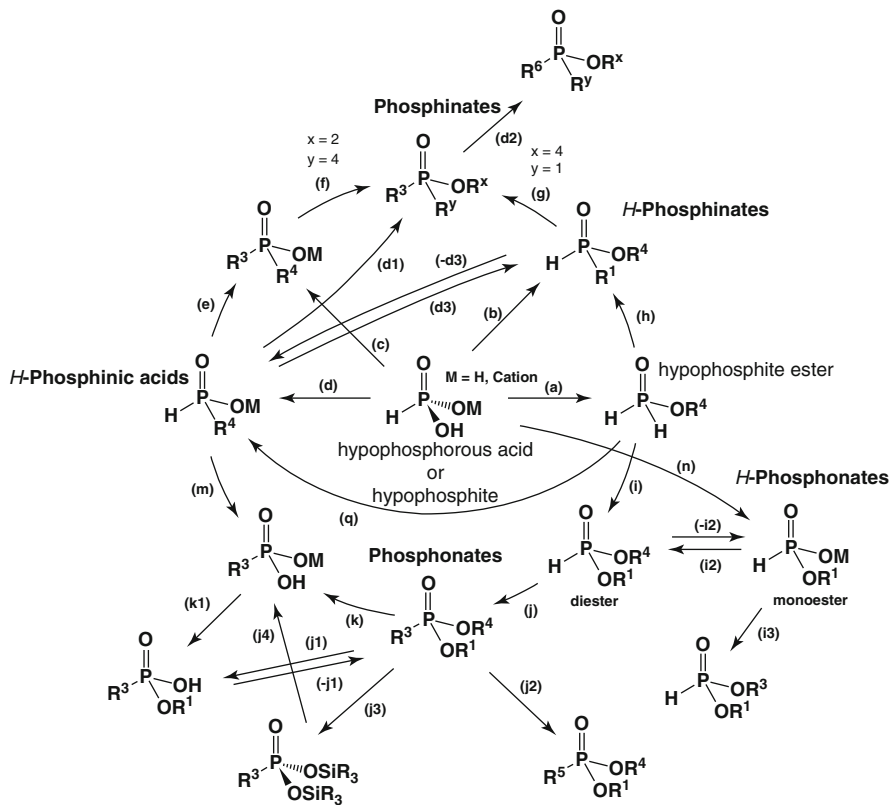
**Scheme 3.39** Phosphorilation of  $\text{PH}_3$  using alkenes under harsh conditions

As in the phosphorylation with elemental phosphorus, strong basic conditions have been used, notwithstanding the reaction goes to completion in a selective way, working at atmospheric pressure of  $\text{PH}_3$ , which constitutes a great advantage. Previously,  $\text{PH}_3$  was added to styrene in the presence of a radical initiator under elevated phosphane pressure [42] to give a mixture of primary, secondary or tertiary phosphanes. In the process discovered by Trofimov, the pathway is not radical but entails a nucleophilic addition of  $\text{PH}_2^-$ , generated from  $\text{PH}_3$  under strong basic conditions, to the olefinic bond in the presence of water.

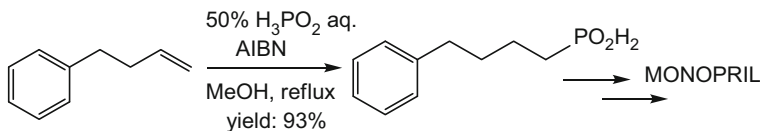
### 3.7.3 Organophosphorus Compounds from $\text{H}_3\text{PO}_2$ or Its Salts

Owing to the problem of toxicity and handling related to  $\text{PH}_3$ , only  $\text{MH}_2\text{PO}_2$  and/or their derivatives represent a real alternative to  $\text{PCl}_3$ . The higher homologue,  $\text{H}_3\text{PO}_3$ , currently produced from the hydrolysis/alcoholysis of  $\text{PCl}_3$ , is much less reactive than  $\text{H}_3\text{PO}_2$ , so it is not a valuable option. Hypophosphorous acid, which can be prepared by boiling white phosphorus with an inorganic base and subsequent acidification, represents a much more environmentally benign phosphorous source than  $\text{PCl}_3$ , coming from the high temperature reaction of white phosphorus and chlorine. Hypophosphorous acid and its salts, being more easily handled and less toxic than other P-sources ( $\text{P}_4$ , red P,  $\text{PCl}_3$ ,  $\text{PH}_3$ ), constitute an industrial commodity, inexpensive and highly versatile. The key challenge is to find out the shortest pathway leading to the desired organophosphorus compound from the hypophosphorous acid or its derivatives, in particular *H*-phosphinate, *H*-phosphinic acid, *H*-phosphonate diester, *H*-phosphonate monoester, phosphonate, phosphinate and hypophosphite esters have the great advantage to offer access to various functional groups, see Scheme 3.40.

Unexpectedly, hypophosphites have not received a great attention yet from the industry, one of the best examples is the production of the heart drug Monopril, in



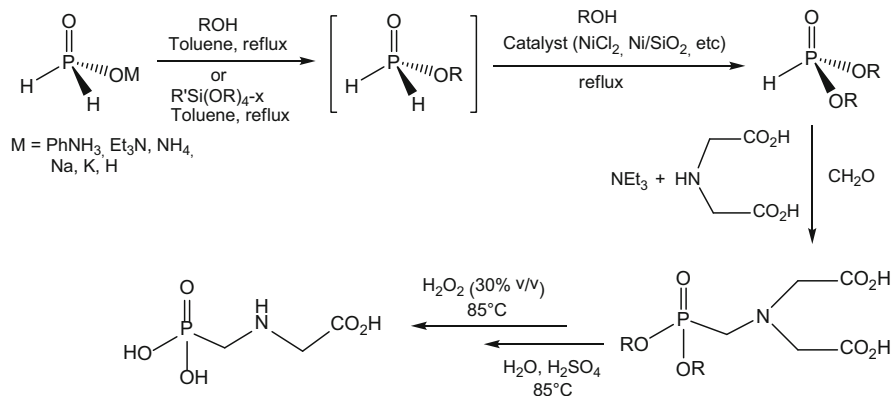
**Scheme 3.40** Synthetic versatility of hypophosphorous acid its salts and their derivatives. (a) (b) [70, 83, 158], (c) [131–134], (d) (e) [69, 83, 131, 132, 135, 136, 144, 145, 147], (e) (m) [139, 147], (f) [69, 136], (g) [75–87], (h) (i) [65, 70, 83, 149], (j) [70, 88–112], (k) [70, 83, 109], (m) [83, 144, 145], (d1) (d2) [83, 146], (d3) [87, 147, 148, 158], (–d3) [149], (n) [83], (q) [158], (i2) [103], (–i2) (i3) [150], (j1) [83, 151], (–j1) [152–155], (j2) [113–137], (j3) [157], (j4) [155, 157], (k1) [155, 156]



**Scheme 3.41** Radical addition of  $\text{H}_3\text{PO}_2$  to a terminal double bond in the synthetic pathway to the drug Monopril

which the radical addition of  $\text{H}_3\text{PO}_2$  to olefins, initiated by AIBN, is employed (Scheme 3.41) [69].

The other industrial process patented [70] and developed by Montchamp et al. is the synthesis of the herbicide Glyphosate, in which  $\text{H}_3\text{PO}_2$  or its salts are converted



**Scheme 3.42** Conversion of phosphinate to *H*-phosphonate and glyphosate

first to an alkyl phosphinate and then to an *H*-phosphonate diester, thus avoiding the use of  $\text{PCl}_3$  as shown in Scheme 3.42.

The addition of  $\text{H}_3\text{PO}_2$  to olefins under radical conditions was discovered by Williams and Hamilton [71] in 1955. Since then, improvements to the reaction were carried out by Nifant'ev, though the low solubility of  $\text{H}_3\text{PO}_2$  and of its sodium salt in organic solvents, the need of high initiation temperature and large amounts of initiator, usually AIBN, make this reaction quite unfeasible.

In 2001, Montchamp [72] published that the radical addition of hypophosphorous derivatives to unsaturated hydrocarbons is feasible in mild conditions at room temperature by using a trialkylborane and air as the initiator. Another advantage of this methodology is its wide applicability with respect to the kind of alkene and phosphinate reagent. Another important discovery by the same group was the hydrophosphinylation of alkenes catalysed by palladium or nickel [73]. It was shown that in the presence of a suitable phosphane ligand, *i.e.* Xantphos, a low loading of palladium was enough to reach a complete conversion. An heterogeneous catalyst, stable in aqueous environment, was prepared by supporting palladium on polystyrene and this allowed to carry out the reaction in water, which was advantageous since in this medium hypo acid and hypophosphite are perfectly soluble. On the other hand, the nickel-catalyzed hydrophosphinylation was less effective, since it gave only up to 70 % of conversion.

In the case of alkynes, the hydrophosphinylation in the presence of  $\text{Et}_3\text{B}$  worked well only for terminal ones, a nickel-catalysed reaction was developed to add alkyl phosphinates to internal alkynes [74].  $\text{Pd}_2\text{dba}_3$  together with a suitable phosphane ligand was used as a catalyst to accomplish a regioselective hydrophosphinylation of terminal alkynes to either (*E*)- or (*Z*)- alkenes. Both palladium- and nickel-catalyzed hydrophosphinylation proceed under microwave heating to deliver a high yield of the desired product in a few minutes.

In the last years, the most used precursors in the synthesis of organophosphorus compounds have been *H*-phosphinates [75–87], *H*-phosphonates [88–112],

phosphonates [113–137] and *H*-phosphinic acids [138–149]. Although most of the precursors are still synthesized from chlorinated derivatives, some research groups, as Montchamp's [65, 83], are exploring new synthetic pathways based on hypophosphites and *H*-phosphinates. These synthetic procedures are working well at laboratory scale, therefore the challenge in the coming years will be to transfer the new synthetic routes based on hypophosphite to an industry level.

**Acknowledgements** Thanks are expressed to the EC project SUSPHOS, RFP7-PEOPLE-2012-ITN - 317404 "A European Training Network for *Sustainable Phosphorus Chemistry*" for funding this research activity and to ECRF project Firenze Hydrolab-2 for a grant to MSR.

## References

1. Corbridge DEC (2000) Phosphorus 2000. Elsevier, Amsterdam
2. (a) Official Journal of the European Union, L396, Regulation (EC) N. 1907/2006; (b) Peruzzini M (2003) White phosphorus and green chemistry: en route for an ecoefficiently catalysed oxidative phosphorylation. *Spec Chem Mag* 23:32–35
3. Ginsberg AP, Lindsell WE (1971) Rhodium complexes with the molecular unit  $P_4$  as a ligand. *J Am Chem Soc* 93:2082–2083
4. (a) Caporali M, Gonsalvi L, Rossin A, Peruzzini M (2010)  $P_4$  Activation by late-transition metal complexes. *Chem Rev* 110:4178–4235; (b) Scheer M, Balázs G, Seitz A (2010)  $P_4$  Activation by main group elements and compounds. *Chem Rev* 110:4236–4256; (c) Cossairt BM, Piro NA, Cummins CC (2010) Early-transition-metal-mediated activation and transformation of white phosphorus. *Chem Rev* 110:4164–4177
5. (a) Peruzzini M, Ramirez JA, Vizza F (1998) Hydrogenation of white phosphorus to phosphane with rhodium and iridium trihydrides. *Angew Chem Int Ed* 37:2255–2257. (b) Barbaro P, Ienco A, Mealli C, Peruzzini M, Scherer OJ, Schmitt G, Vizza F, Wolmershäuser G (2003) Activation and functionalization of white phosphorus at rhodium: experimental and computational analysis of the  $[(\text{triphos})\text{Rh}(\eta^1:\eta^2\text{-P4RR}')]\text{Y}$  complexes (triphos =  $\text{MeC}(\text{CH}_2\text{PPh}_2)_3$ ; R = H, alkyl, aryl; R' = 2 electrons, H, Me) *Chem Eur J* 9:5195–5210 and references therein. (c) Fox AR, Wright RJ, Rivard E, Power PP (2005)  $\text{Tl}_2[\text{Aryl}_2\text{P}_4]$ : A thallium complexed diaryltetraphosphabutadienediide and its two-electron oxidation to a diaryltetraphosphabicyclobutane,  $\text{Aryl}_2\text{P}_4$ . *Angew Chem Int Ed* 44:7729–7733
6. Dorfman YA, Aleshkova MM, Polimbetova GS, Levina LV, Petrova TV, Abdreimova RR, Doroshkevich DM (1993) New reactions involving the oxidative O-, N-, and C-phosphorylation of organic compounds by phosphorus and phosphides in the presence of metal complexes. *Russ Chem Rev* 62:877–896
7. Armstrong KM, Kilian P (2011) Catalytic synthesis of triaryl phosphates from white phosphorus. *Eur J Inorg Chem* 2011:2138–2147
8. Figueroa JS, Cummins CC (2006) A niobaziridine hydride system for white phosphorus or dinitrogen activation and N- or P-atom transfer. *Dalton Trans* 35:2161–2168
9. Cossairt BM, Cummins CC (2010) Shuttling  $P_3$  from niobium to rhodium: the synthesis and use of  $\text{Ph}_3\text{SnP}_3(\text{C}_6\text{H}_8)$  as a  $P_3^-$  synthon. *Angew Chem Int Ed* 49:1595–1598
10. Weber L (1992) The chemistry of diphosphenes and their higher congeners: synthesis, structure, and reactivity. *Chem Rev* 92:1839–1906
11. Velian A, Cummins CC (2012) Synthesis of a diniohium tetraphosphorus complex by a 2(3–1) process. *Chem Sci* 3:1003–1006
12. Cossairt BM, Cummins CC (2008) A reactive niobium phosphinidene  $P_8$  cluster obtained by reductive coupling of white phosphorus. *Angew Chem Int Ed* 47:169–172



13. Cossairt BM, Cummins CC (2008) A niobium-mediated cycle producing phosphorus-rich organic molecules from white phosphorus ( $P_4$ ) through activation, functionalization, and transfer reactions. *Angew Chem Int Ed* 47:8863–8866
14. Huang W, Diaconescu P (2012)  $P_4$  activation by group 3 metal arene complexes. *Chem Commun* 48:2216–2218
15. Scherer OJ, Werner B, Heckmann G, Wolmershauser G (1991) Bicyclic  $P_6$  as complex ligand. *Angew Chem Int Ed* 30:553
16. (a) Stephens FH, Ph.D. Thesis, Massachusetts Institute of Technology, Cambridge (2004); (b) Frey ASP, Cloke FGN, Hitchcock PB, Green JC (2011)  $P_4$  activation by  $U(\eta^5-C_5Me_5)(\eta^8-C_8H_6(Si^iPr_3)_2-1,4)(THF)$ ; the X-ray structure of  $[(U(\eta^5-C_5Me_5)(\eta^8-C_8H_6(Si^iPr_3)_2-1,4))_2(\mu-\eta^2-\eta^2-P_4)]$  *New J Chem* 35:2022–2026
17. Patel D, Tuna F, McInnes EJJ, Lewis W, Blake AJ, Liddle ST (2013) An actinide Zintl cluster: A tris(triamidouranium) $\mu^3-\eta^2-\eta^2-\eta^2$ -heptaphosphanortricyclane and its diverse synthetic utility. *Angew Chem Int Ed* 52:13334–13337
18. Turbervill RSP, Goicoechea JM (2014) From clusters to unorthodox pnictogen sources: solution-phase reactivity of  $[E_7]^{3-}$  ( $E = P-Sb$ ) anions. *Chem Rev* 114:10807–10828 and references therein
19. Turbervill RSP, Jupp AR, McCullough SB, Ergöçmen D, Goicoechea JM (2013) Synthesis and characterization of free and coordinated 1,2,3-tripnictolide anions. *Organometallics* 32:2234–2244
20. Deng S, Schwarzmaier C, Eichorn C, Scheer M (2008) Synthesis and unprecedented coordination behaviour of a novel 1,2,3-triphosphaferrocene complex. *Chem Commun* 44:4064–4066
21. Jupp AR, Goicoechea JM (2013) The 2-phosphaethynolate anion: a convenient synthesis and  $[2+2]$  cycloaddition chemistry. *Angew Chem Int Ed* 52:10064–10067
22. Becker G, Schwarz W, Seidler N, Westerhausen M (1992) *Z Anorg Allg Chem* 612:72–82
23. Puschmann FF, Stein D, Heift D, Hendriksen C, Gal ZA, Grützmacher H-F, Grützmacher H (2011) Phosphination of carbon monoxide: a simple synthesis of sodium phosphaethynolate (NaOCP). *Angew Chem Int Ed* 50:8420–8423
24. Krummenacher I, Cummins CC (2012) Carbon-phosphorus triple bond formation through multiple bond metathesis of an anionic phosphide with carbon dioxide. *Polyhedron* 32:10–13
25. Tondreau AM, Benkő Z, Harmer JR, Grützmacher H (2014) Sodium phosphaethynolate, Na(OCP), as a “P” transfer reagent for the synthesis of N-heterocyclic carbene supported  $P_3$  and PAsP radicals. *Chem Sci* 5:1545–1554
26. von Rathenau G (1937) Optische und photochemische versuche mit phosphor. *Physica* 4:503–514
27. Tofan D, Cummins CC (2010) Photochemical incorporation of diphosphorus units into organic molecules. *Angew Chem Int Ed* 49:7516–7518
28. Masuda JD, Schoeller WW, Donnadieu B, Bertrand G (2007) Carbene activation of  $P_4$  and subsequent derivatization. *Angew Chem Int Ed* 46:7052–7055
29. Masuda JD, Schoeller WW, Donnadieu B, Bertrand G (2007) NHC-mediated aggregation of  $P_4$ : isolation of a  $P_{12}$  cluster. *J Am Chem Soc* 129:14180–14181
30. Scherer OJ, Berg G, Wolmershauser G (1996)  $P_8$  and  $P_{12}$  as complex ligands. *Chem Ber* 129:53–58
31. Dielmann F, Sierka M, Virovets AV, Scheer M (2010) Access to extended polyphosphorus frameworks. *Angew Chem Int Ed* 49:6860–6864
32. Back O, Kuchenbeiser G, Donnadieu B, Bertrand G (2009) Nonmetal-mediated fragmentation of  $P_4$ : Isolation of  $P_1$  and  $P_2$  bis(carbene) adducts. *Angew Chem Int Ed* 48:5530–5533
33. Hudnall TW, Bielawski CW (2009) An  $N, N'$ -diamidocarbene: studies in C-H insertion, reversible carbonylation, and transition-metal coordination chemistry. *J Am Chem Soc* 131:16039–16041

34. Dorsey CL, Squires BM, Hudnall TW (2013) Isolation of a neutral P<sub>8</sub> cluster by [2+2] cycloaddition of a diphosphene facilitated by carbene activation of white phosphorus. *Angew Chem Int Ed* 52:4462–4465
35. Wiberg N, Wörner A, Karaghiosoff K, Fenske D (1997) *Chem Ber* 130:135–140
36. Martin CD, Weinstein CM, Moore CE, Rheingold AL, Bertrand G (2013) Exploring the reactivity of white phosphorus with electrophilic carbenes: synthesis of a P<sub>4</sub> cage and P<sub>8</sub> cluster. *Chem Commun* 49:4486–4488
37. (a) Trofimov BA, Arbuzova SN, Gusarova NK (1999) Phosphine in the synthesis of organophosphorus compounds. *Russ Chem Rev* 68:215–228; (b) Gusarova NK, Malysheva SF, Kuimov VA, Belogorlova NA, Mikhaïlenko VL, Trofimov BA (2008) Nucleophilic Addition of phosphine to 1-(tert-butyl)-4-vinylbenzene: a short-cut to bulky secondary and tertiary phosphines and their chalcogenides. *Mendeleev Commun* 18:260–261
38. Brandsma L, Arbuzova S, De Lang R, Gusarova N, Trofimov B (1997) A convenient synthesis of tertiary phosphines from red phosphorus and aryl- or heteroarylethenes. *Phosphorus, Sulfur* 126:125–128
39. Brandsma L, van Doorn J, De Lang R, Gusarova N, Trofimov B (1995) Cleavage of P-P bonds in phosphorus. An efficient method for the preparation of primary alkylphosphines. *Mendeleev Commun* 5:14–15
40. Rauhut MM, Hechenbleikner I, Currier HA, Schaefer FC, Wystrach VP (1959) The cyanoethylation of phosphine and phenylphosphine. *J Am Chem Soc* 81:1103
41. King RB, Kapoor PN (1969) A new synthesis of politeritary phosphines and arsines. *J Am Chem Soc* 91:5191
42. Rauhut MM, Currier HA, Semsel AM (1961) The free radical addition of phosphines to unsaturated compounds. *J Org Chem* 26:5138
43. Rauhut MM, Semsel AM (1963) Reactions of elemental phosphorus with organometallic compounds. *J Org Chem* 28:471–472, *ibidem*, 473–477
44. Charrier C, Maigrot N, Ricard L, Le Floch P, Mathey F (1996) The reaction of white phosphorus with lithium (trimethylsilyl)diazomethanide: direct access to a new, aromatic 1,2,3,4-diazadiphosphole ring. *Angew Chem Int Ed* 35:2133–2134
45. Riedel R, Hausen H-D, Fluck E (1985) Bis(2,4,6-tri-*tert*-butylphenyl)bicyclotetraphosphane. *Angew Chem Int Ed* 24:1056–1057
46. Hübner A, Bernert T, Sanger I, Alig E, Bolte M, Fink L, Wagner M, Lerner HW (2010) Solvent-free mesityllithium: solid-state structure and its reactivity towards white phosphorus. *Dalton Trans* 39:7528–7533
47. Chan WTK, García Hopkins AD, Martin LC, McPartlin M, Wright DS (2007) An unexpected pathway in the cage opening and aggregation of P<sub>4</sub>. *Angew Chem Int Ed* 46:3084–3086
48. Holschumaker D, Bannenberg K, Ibrom K, Daniliuc CG, Jones PG, Tamm M (2010) Selective heterolytic P-P bond cleavage of white phosphorus by a frustrated carbene-borane Lewis pair. *Dalton Trans* 39:10590–10592
49. Borger JE, Ehlers AW, Lutz M, Slootweg JC, Lammertsma K (2014) Functionalization of P<sub>4</sub> using a Lewis acid stabilised bicyclo-[1.1.0]tetraphosphabutane anion. *Angew Chem Int Ed* 53:12836–12839
50. (a) Barton DHR, Zhu J (1993) Elemental white phosphorus as a radical trap: a new and general route to phosphonic acids. *J Am Chem Soc* 115:2071–2072; (b) Barton DHR, Vonder Embse RA (1998) The Invention of Radical Reactions. Part 39. The reaction of white phosphorus with carbon-centered radicals. An improved procedure for the synthesis of phosphonic acids and further mechanistic insights. *Tetrahedron* 54:12475–12496
51. Sato A, Yorimitsu H, Oshima K (2006) Radical phosphination of organic halides and alkyl imidazole-1-carbothioates. *J Am Chem Soc* 128:4240–4241
52. Bezombes JP, Hitchcock PB, Lappert MF, Nycz JE (2004) Synthesis and P-P cleavage reactions of [Co{P(X)X'}(CO)<sub>3</sub>] and P<sub>4</sub>[P(X)X']<sub>2</sub> X = N(SiMe<sub>3</sub>)<sub>2</sub>, X' = NiPr<sub>2</sub>. *Dalton Trans* 2004:499–501

53. Hincheley SL, Morrison CA, Rankin DWH, Macdonald CLB, Wiacek RJ, Cowley AH, Lappert MF, Gundersen G, Clyburne JAC, Power PP (2000) Persistent phosphinyl radicals from a bulky diphosphine: an example of a molecule jack-in-the-box. *Chem Commun* 20:2045–2046
54. Giffin NA, Hendsbee AD, Roemmele TL, Lumsden MD, Pye CC, Masuda JD (2012) Preparation of a diphosphine with persistent phosphinyl radical character in solution: characterization, reactivity with O<sub>2</sub>, S<sub>8</sub>, Se, Te and P<sub>4</sub> and electronic structure calculations. *Inorg Chem* 51:11837–11850
55. Agapie T, Diaconescu PL, Mindiola DJ, Cummins CC (2002) Radical scission of symmetrical 1,4-dicarbonyl compounds: C-C bond cleavage with titanium(IV) enolate formation and related reactions. *Organometallics* 21:1329–1340
56. Cossairt BM, Cummins CC (2010) Radical synthesis of trialkyl, triaryl, trisilyl and tristannyl phosphines from P<sub>4</sub>. *New J Chem* 34:1533–1536
57. Heintl S, Reisinger S, Schwarzmeier C, Bodensteiner M, Scheer M (2014) Selective functionalization of P<sub>4</sub> by metal-mediated C-P bond formation. *Angew Chem Int Ed* 53:7639–7642
58. Scherer OJ, Hilt T, Wolmershäuser G (1998) P<sub>4</sub> activation with [(Cp<sup>'''</sup>(OC)<sub>2</sub>Fe)<sub>2</sub>] (Cp<sup>'''</sup> = C<sub>5</sub>H<sub>2</sub><sup>5</sup>Bu<sub>3</sub>-1,2,4): exclusive formation of the exo/exo-butterfly complex [(Cp<sup>'''</sup>(OC)<sub>2</sub>Fe)<sub>2</sub>(μ-η<sup>1</sup>:η<sup>1</sup>-P<sub>4</sub>)]. *Organometallics* 17:4110–4112
59. (a) Budnikova YH, Yakhvarov DG, Sinyashin OG (2005) Electrocatalytic eco-efficient functionalization of white phosphorus. *J Organomet Chem* 690:2416–2425; (b) Milyukov VA, Budnikova YG, Sinyashin OG (2005) Organic chemistry of elemental phosphorus. *Russ Chem Rev* 74:781–805; (c) Abdreimova R, Akbayeva D, Polimbetova G, Caminade A-M, Majoral J-P (2000) Chlorine free synthesis of organophosphorus compounds based on the functionalization of white phosphorus (P<sub>4</sub>). *Phosphorus Sulfur Silicon* 156:239–254
60. Yakhvarov DG, Gorbachuk EV, Sinyashin OG (2013) Electrode reactions of elemental (white) phosphorus and phosphane PH<sub>3</sub>. *Eur J Inorg Chem* 2013:4709–4726
61. Yakhvarov DG, Caporali M, Gonsalvi L, Latypov S, Mirabello V, Rizvanov I, Sinyashin O, Stoppioni P, Peruzzini M, Schipper W (2011) First experimental evidence of phosphine oxide generation in solution and its trapping at Ruthenium. *Angew Chem Int Ed* 50:5370–5373
62. Budnikova YH, Yakhvarov DG, Sinyashin OG (2003) Russian Patent. N. 2221805
63. Yakhvarov DG, Ganushevich YS, Sinyashin OG (2007) Direct formation of P-H and P-C bonds by reactions of organozinc reagents with white phosphorus. *Mendeleev Commun* 17:197–198
64. Trofimov BA, Malysheva SF, Gusarova NK, Belogorlova NA, Kuimov VA, Sukhov BG, Tarasova NP, Smetannikov YV, Vilesov AS, Sine-govskaya LM, Arsent'ev KY, Likhoshvai EV (2009) Nanocomposites of red phosphorus as novel phosphorylating reagents. *Dokl Chem* 427:153–155
65. Montchamp J-L (2013) Organophosphorus synthesis without phosphorus trichloride: the case for the hypophosphorous pathway. *Phosphorus Sulfur Silicon* 188:66–75
66. Buchel KH, Moretto H-H, Woditsch P (2000) *Industrial inorganic chemistry*, 2nd edn. Wiley VCH, New York, pp 65–101. ISBN 3527298495
67. Gusarova NK, Arbuzova SN, Trofimov BA (2012) Novel general halogen-free methodology for the synthesis of organophosphorus compounds. *Pure Appl Chem* 84:439–459
68. Tarasova NP, Zanin AA, Smetannikov YV, Vilesov AS (2010) Advanced approaches in radiation-chemical synthesis of phosphorus-containing polymers. *C R Chim* 13:1028–1034
69. Anderson NG, Coradetti ML, Cronin JA, Davies ML, Gardineer MB, Kotnis AS, Lust DA, Palaniswamy VA (1997) Generation and fate of regioisomeric side-chain impurities in the preparation of Fosinopril sodium. *Org Proc Res Dev* 1:315–319
70. Montchamp J-L, Fischer HC (2015) Synthesis of H-phosphonate Intermediates and their use in preparing the herbicide Glyphosate. US 9035083 B2 Patent
71. Williams RH, Hamilton LA (1955) Disubstituted phosphine oxides and disubstituted phosphinic acids. II the Di-n-alkyl series. *J Am Chem Soc* 77:3411–3412

72. Deprèle S, Montchamp J-L (2001) Triethylborane-initiated room temperature radical addition of hypophosphites to Olefins: synthesis of monosubstituted phosphinic acids and esters. *J Org Chem* 66:6745–6755
73. Deprèle S, Montchamp J-L (2002) Palladium-catalyzed hydrophosphinylation of alkenes and alkynes. *J Am Chem Soc* 124:9386–9387
74. Ribière P, Bravo-Altamirano K, Antczak MI, Hawkins JD, Montchamp J-L (2005) NiCl<sub>2</sub>-catalyzed hydrophosphinylation. *J Org Chem* 70:4064–4072
75. Fisher HC, Berger O, Gelat F, Montchamp J-L (2014) Manganese-catalyzed and promoted reactions of *H*-phosphinate esters. *Adv Synth Catal* 356:1199–1204
76. Fu X, Loh W-T, Zhang Y, Chen T, Ma T, Liu H, Wang J, Tan C-H (2009) Chiral guanidinium salt catalyzed enantioselective Phospha-Mannich reactions. *Angew Chem Int Ed* 48:7387–7390
77. Berger O, Montchamp J-L (2014) Manganese-mediated intermolecular arylation of *H*-phosphinates and related compounds. *Chem Eur J* 20:12385–12388
78. Kalek M, Johansson T, Jezowska M, Stawinski J (2010) Palladium-catalyzed propargylic substitution with phosphorus nucleophiles: efficient, stereoselective synthesis of allenylphosphonates and related compounds. *Org Lett* 12:4702–4704
79. Deal EL, Petit C, Montchamp J-L (2011) Palladium-catalyzed cross-coupling of *H*-phosphinate esters with chloroarenes. *Org Lett* 13:3270–3273
80. Chena T, Han L-B (2015) Optically active *H*-phosphinates and their stereospecific transformations into optically active P-stereogenic organophosphoryl compounds. *Synlett* 26:1153–1163
81. Bochno M, Berlicki Ł (2014) A three-component synthesis of aminomethylenebis-*H*-phosphinates. *Tetrahedron Lett* 55:219–223
82. Dayde B, Pierra C, Gosselin G, Surleraux D, Ilagouma AT, Van der Lee A, Volle J-N, Virieux D, Pirat J-L (2014) Synthesis of unnatural 2- and 3-deoxyfuranose analogues. *Tetrahedron Lett* 55:3706–3708
83. Montchamp J-L (2014) Phosphinate chemistry in the 21st century- a viable alternative to the use of phosphorus trichloride. *Acc Chem Res* 47:77–87
84. Kinbara A, Ito M, Abe T, Yamagishi T (2015) Nickel-catalyzed C-P cross-coupling reactions of aryl iodides with *H*-phosphinates. *Tetrahedron* 71:7614–7619
85. Sun Y-M, Xu Z-Y, Liu L-J, Meng F-J, Zhang H, Fu B-C, Sun L-J, Niu M-J, Gong S-W, Zhao C-Q, Han L-B (2014) Preparation of enantiomerically pure  $\alpha$ -hydroxyl phosphinates via hydrophosphorylation of aldehydes with *H*-phosphinate. *Tetrahedron Asymmetry* 25:1520–1526
86. Richard V, Fisher HC, Montchamp J-L (2015) Manganese-mediated alkene chlorophosphinoxylation. *Tetrahedron Lett* 56:3197–3199
87. Ji S-Y, Sun Y-M, Zhang H, Hou Q-G, Zhao C-Q (2014) Phosphonium salt induced stereoselective allylic rearrangement during chlorination of  $\alpha$ -hydroxyallylphosphinates. *Tetrahedron Lett* 55:5742–5744
88. Abdou WM, Bekheit MS (2015) One-pot three-component synthesis of peptidomimics for investigation of antibacterial and antineoplastic properties. *Arab J Chem*. doi:[10.1016/j.arabjc.2015.04.014](https://doi.org/10.1016/j.arabjc.2015.04.014)
89. Ali TE, Abdel-Kariem SM (2015) Methods for the synthesis of  $\alpha$ -heterocyclic-heteroaryl- $\alpha$ -aminophosphonic acids and their esters. *ARKIVOC* 6:246–287
90. Zhou X, Born EJ, Allen C, Holstein SA, Wiemer DF (2015) N-Oxide derivatives of 3-(3-pyridyl)-2-phosphonopropanoic acids as potential inhibitors of Rab geranylgeranylation. *Bioorg Med Chem Lett* 25:2331–2334
91. Gao Y, Wang G, Chen L, Xu P, Zhao Y, Zhou Y, Han L-B (2009) Copper-catalyzed aerobic oxidative coupling of terminal alkynes with *H*-phosphonates leading to alkynylphosphonates. *J Am Chem Soc* 131:7956–7957

92. Liu L, Wu Y, Wang Z, Zhu J, Zhao Y (2014) Mechanistic insight into the copper-catalyzed phosphorylation of terminal alkynes: a combined theoretical and experimental study. *J Org Chem* 79:6816–6822
93. Hong G, Mao D, Wu S, Wang L (2014) Palladium-catalyzed direct regioselective ortho-phosphonation of aromatic azo compounds with dialkyl phosphites. *J Org Chem* 79:10629–10635
94. Chen XL, Li X, Qu L-B, Tang Y-C, Mai W-P, Wei D-H, Bi W-Z, Duan L-K, Sun K, Chen J-Y, Ke D-D, Zhao Y-F (2014) Peroxides as “switches” of dialkyl *H*-phosphonate: two mild and metal-free methods for preparation of 2-acylbenzothiazoles and dialkyl benzothiazol-2-ylphosphonates. *J Org Chem* 79:8407–8416
95. Wu Y, Liu L, Yan K, Xu P, Gao Y, Zhao Y (2014) Nickel-catalyzed decarboxylative C – P cross-coupling of alkenyl acids with P(O)H compounds. *J Org Chem* 79:8118–8127
96. Wang T, Sang S, Liu L, Qiao H, Gao Y, Zhao Y (2014) Experimental and theoretical study on palladium-catalyzed C – P bond formation via direct coupling of triaryl bismuths with P(O) – H compounds. *J Org Chem* 79:608–617
97. Zhao Y, Chen X, Chen T, Zhou Y, Yin S-F, Han L-B (2015) Catalyst-free and selective C – N bond functionalization: stereospecific three-component coupling of amines, dichloromethane, and P(O)H species affording  $\alpha$ -aminophosphorus compounds. *J Org Chem* 80:62–69
98. Gao Y, Deng H, Zhang S, Xue W, Wu Y, Qiao H, Xu P, Zhao Y (2015) Nickel-catalyzed one-pot tandem 1,4-1,2-addition of P(O)H compounds to 1,10-phenanthrolines. *J Org Chem* 80:1192–1199
99. Lavén G, Kalek M, Jezowska M, Stawinski J (2010) Preparation of benzylphosphonates via a palladium(0)-catalyzed cross-coupling of *H*-phosphonate diesters with benzyl halides. Synthetic and mechanistic studies. *New J Chem* 34:967–975
100. Jin X, Yamaguchi K, Mizuno N (2013) Copper-catalyzed oxidative cross-coupling of *H*-phosphonates and amides to *N*-acylphosphoramidates. *Org Lett* 15:418–421
101. Mi X, Huang M, Zhang J, Wang C, Wu Y (2013) Regioselective palladium-catalyzed phosphonation of coumarins with dialkyl *H*-phosphonates via C-H functionalization. *Org Lett* 15:6266–6269
102. Li X, Yang F, Wu Y, Wu Y (2014) Copper-mediated oxidative decarboxylative coupling of arylpropionic acids with dialkyl *H*-phosphonates in water. *Org Lett* 16:992–995
103. Ashmus RA, Lowary TL (2014) Synthesis of carbohydrate methyl phosphoramidates. *Org Lett* 16:2518–2521
104. Kondoh A, Aoki T, Terada M (2014) Intramolecular cyclization of alkynyl  $\alpha$ -ketoanilide utilizing [1,2]-phospha-Brook rearrangement catalyzed by phosphazene base. *Org Lett* 16:3528–3531
105. Liu C, Zhang Y, Qian Q, Yuan D, Yao Y (2014) *n*-BuLi as a highly efficient precatalyst for hydrophosphonylation of aldehydes and unactivated ketones. *Org Lett* 16:6172–6175
106. Rajalakshmia K, Krishnana PSG, Nayak SK (2015) Synthesis of dialkyl 2-(methacryloyloxyethyl) phosphonates, their characterization and polymerization. *Polym Sci Ser. B* 57:408–416
107. Kraszewski A, Stawinski J (2007) *H*-Phosphonates: versatile synthetic precursors to biologically active phosphorus compounds. *Pure Appl Chem* 79:2217–2227
108. Zhang Q, Wei D, Cui X, Zhang D, Wang H, Wu Y (2015) Direct diphosphonylation of quinolines with *H*-phosphonates under metal-free conditions. *Tetrahedron* 71:6087–6093
109. Olszewski TK, Majewski M (2015) Highly diastereoselective addition of chiral *H*-phosphonate to tert-butylsulfanyl aldimines: a convenient approach to (R)- $\alpha$ -aminophosphonic acids. *Tetrahedron Asymmetry* 26:846–852
110. Jablonkai E, Keglevich G (2013) P-ligand-free, microwave-assisted variation of the Hirao reaction under solvent-free conditions; the P–C coupling reaction of P(O)H species and bromoarenes. *Tetrahedron Lett* 54:4185–4188

111. Saga Y, Han D, Kawaguchi S-I, Ogawa A, Han L-B (2014) A salt-free synthesis of 1,2-bisphosphorylethanes via an efficient  $\text{PMe}_3$ -catalyzed addition of  $\text{P}(\text{O})\text{H}$  to vinylphosphoryl compounds. *Tetrahedron Lett* 56:5303–5305
112. (a) Sobkowski M, Kraszewski A, Stawinski J (2015) Recent advances in *H*-phosphonate chemistry. Part 1. *H*-phosphonate esters: synthesis and basic reactions. *Top Curr Chem* 361:137–178. (b) Sobkowski M, Kraszewski A, Stawinski J (2015) Recent advances in *H*-phosphonate chemistry. Part 2. Synthesis of *C*-phosphonate derivatives. *Top Curr Chem* 361:179–216
113. Bukšnaitienė R, Urbanaitė A, Čikotienė I (2014) Formation of condensed 1*H*-Pyrrol-2-ylphosphonates and 1,2-dihydropyridin-2-ylphosphonates via Kabachnik – fields reaction of acetylenic aldehydes and subsequent 5-exo-dig or 6-endo-dig cyclizations. *J Org Chem* 79:6532–6553
114. Wen Y-Q, Hertzberg R, Moberg C (2014) Enantioselective acylphosphonylation-dual Lewis acid – Lewis base activation of aldehyde and acylphosphonate. *J Org Chem* 79:6172–6178
115. Debrouwer W, Heugebaert TSA, Stevens CV (2014) Preparation of tetrasubstituted 3-phosphonopyrroles through hydroamination: scope and limitations. *J Org Chem* 79:4322–4331
116. Weise CF, Lauridsen VH, Rambo RS, Iversen EH, Olsen M-L, Jørgensen KA (2014) Organocatalytic access to enantioenriched dihydropyran phosphonates via an inverse-electron-demand hetero-Diels – Alder reaction. *J Org Chem* 79:3537–3546
117. Son S-M, Lee H-K (2014) Dynamic kinetic resolution based asymmetric transfer hydrogenation of  $\alpha$ -alkoxy- $\beta$ -ketophosphonates. Diastereo- and enantioselective synthesis of monoprotected 1,2-dihydroxyphosphonates. *J Org Chem* 79:2666–2681
118. Bera K, Namboothiri INN (2015) Quinine-derived thiourea and squaramide catalyzed conjugate addition of  $\alpha$ -nitrophosphonates to enones: asymmetric synthesis of quaternary  $\alpha$ -aminophosphonates. *J Org Chem* 80:1402–1413
119. Qian R, Roller A, Hammerschmidt F (2015) Phosphonate – phosphinate rearrangement. *J Org Chem* 80:1082–1091
120. Specklin S, Cossy J (2015) Chemoselective synthesis of  $\beta$ -ketophosphonates using lithiated  $\alpha$ -(trimethylsilyl)methylphosphonate. *J Org Chem* 80:3302–3308
121. Li X, Jin C, Gu L (2015) *C* – *H* Hydroxylation of phosphonates with oxygen in [bmIm]OH to produce quaternary  $\alpha$ -hydroxy phosphonates. *J Org Chem* 80:2443–2447
122. Vicario J, Ortiz P, Ezpeleta JM, Palacios F (2015) Asymmetric synthesis of functionalized tetrasubstituted  $\alpha$ -aminophosphonates through enantioselective aza-Henry reaction of phosphorylated ketimines. *J Org Chem* 80:156–164
123. De la Cruz A, He A, Thanavaro A, Yan B, Spilling CD, Rath NP (2005) Allylic hydroxy phosphonates: versatile chiral building blocks. *J Organomet Chem* 690:2577–2592
124. Wolf T, Steinbach T, Wurm FR (2015) A library of well-defined and water-soluble poly(alkyl phosphonate)s with adjustable hydrolysis. *Macromolecules* 48:3853–3863
125. Gelat F, Lacomme C, Berger O, Gavara L, Montchamp J-L (2015) Synthesis of (phosphonomethyl)phosphinate pyrophosphate analogues via the phospho-Claisen condensation. *Org Biomol Chem* 13:825–833
126. Du T, Du F, Ning Y, Peng Y (2015) Organocatalytic enantioselective 1,3-dipolar cycloadditions between Seyferth – Gilbert reagent and isatylidene malononitriles: synthesis of chiral spiro-phosphonylpyrazoline-oxindoles. *Org Lett* 17:1308–1311
127. Fang Y, Zhang L, Li J, Jin X, Yuan M, Li R, Wu R, Fang J (2015) Applications of  $\alpha$ -phosphonovinyl tosylates in the synthesis of  $\alpha$ -arylethenylphosphonates via Suzuki – Miyaura cross-coupling reactions. *Org Lett* 17:798–801
128. Wang J, Rainier JD (2015) Reactivity of vinyl phosphonate containing diazoesters: formation, reactivity, and utility. *Org Lett* 17:266–269
129. Kim C-E, Son J-Y, Shin S, Seo B, Lee PH (2015) Alkenylation of phosphacoumarins via aerobic oxidative Heck reactions and their synthetic application to fluorescent benzophosphacoumarins. *Org Lett* 17:908–911

130. Murai M, Nakamura M, Takai K (2014) Rhenium-catalyzed synthesis of 2H-1,2-oxaphosphorin 2-oxides via the regio- and stereoselective addition reaction of  $\beta$ -keto phosphonates with alkynes. *Org Lett* 16:5784–5787
131. Kim S, Kim C-E, Seo B, Lee PH (2014) In Situ generation of phosphoryl alkylindiums and their synthetic application to arylalkyl phosphonates via palladium-catalyzed cross-coupling reactions. *Org Lett* 16:5552–5555
132. Patra A, Bhunia A, Biju AT (2014) Facile synthesis of  $\gamma$ -ketophosphonates by an intermolecular Steetter reaction onto vinylphosphonates. *Org Lett* 16:4798–4801
133. Smith SR, Leckie SM, Holmes R, Douglas J, Fallan C, Shapland P, Pryde D, Slawin AMZ, Smith AD (2014)  $\alpha$ -Ketophosphonates as ester surrogates: isothioureia-catalyzed asymmetric diester and lactone synthesis. *Org Lett* 16:2506–2509
134. Montel S, Raffier L, He Y, Walsh PJ (2014) Palladium-catalyzed  $\alpha$ -arylation of benzylic phosphonates. *Org Lett* 16:1446–1449
135. Lo Y-W, Fang J-M (2015) A short synthetic pathway via three-component coupling reaction to tamiphosphor possessing anti-influenza activity. *Tetrahedron* 71:266–270
136. Kolodiazhnyi OI, Kukhar VP, Kolodiazhna AO (2015) Asymmetric catalysis as a method for the synthesis of chiral organophosphorus compounds. *Tetrahedron Asymmetry* 25:865–922
137. Zhou Y, Ye F, Wang X, Xu S, Zhang Y, Wang J (2015) Synthesis of alkenylphosphonates through palladium-catalyzed coupling of  $\alpha$ -diazo phosphonates with benzyl or allyl halides. *J Org Chem* 80:6109–6118
138. Macegoniuk K, Dziełak A, Mucha A, Berlicki Ł (2015) Bis(aminomethyl)phosphinic acid, a highly promising scaffold for the development of bacterial urease inhibitors. *ACS Med Chem Lett* 6:146–150
139. Reznikova AN, Klimochkina YN, Savinovab OV, Orlovab SV, Bogdanovab NL, Borekob EI (2014) Synthesis and antiviral activity of adamantyl-containing phosphonous and phosphinic acids. *Russ J Gen Chem* 84:1524–1530
140. Markoulides MS, Regan AC (2011) Synthesis of phosphinate analogues of the phospholipid anti-tumour agent hexadecylphosphocholine (miltefosine). *Tetrahedron Lett* 52:2954–2956
141. Chelliah S, Francine A (2015) Expedient Synthesis of bis-( $\alpha$ -hydroxyalkyl)phosphinic acid using N-O-bis(trimethylsilyl)acetamide (BSA). *Curr Org Synth* 12:168–172
142. Vassiliou S, Węglarz-Tomczak E, Berlicki Ł, Pawełczak M, Nocek B, Mulligan R, Joachimiak A, Mucha A (2014) Structure-guided, single-point modifications in the phosphinic dipeptide structure yield highly potent and selective inhibitors of neutral aminopeptidases. *J Med Chem* 57:8140–8151
143. Coudray L, Bravo-Altamirano K, Montchamp J-L (2008) Allylic phosphinates via palladium-catalyzed allylation of *H*-phosphinic acids with allylic alcohols. *Org Lett* 10:1123–1126
144. Roux L, Canard B, Alvarez K (2014) (R)-9-[2-(Hydroxyphosphinylmethoxy)propyl]adenine as the precursor molecule for antivirals. *Tetrahedron Lett* 55:4168–4171
145. Bravo-Altamirano K, Montchamp J-L (2007) A novel approach to phosphonic acids from hypophosphorous acid. *Tetrahedron Lett* 48:5755–5759
146. Coudray L, Montchamp J-L (2009) Temporary protection of *H*-phosphinic acids as a synthetic strategy. *Eur J Org Chem* 2009:4646–4654
147. Gouault-Bironneau S, Deprère S, Sutor A, Montchamp J-L (2005) Radical reaction of sodium hypophosphite with terminal alkynes: synthesis of 1,1-bis-*H*-phosphinates. *Org Lett* 7:5909–5912
148. Jablonkai E, Henyecz R, Milen M, Kóti J, Keglevich G (2014) T3P®-assisted esterification and amidation of phosphinic acids. *Tetrahedron* 70:8280–8285
149. Ortial S, Fisher HC, Montchamp J-L (2013) Hydrophosphinylation of unactivated terminal alkenes catalyzed by nickel chloride. *J Org Chem* 78:6599–6608
150. Berchel M, Haddad J, Le Corre SL, Haelters J-P, Jaffrès P-A (2015) Synthesis of lipid-based unsymmetrical O, O-dialkylphosphites. *Tetrahedron Lett* 56:2345–2348

151. Chowdhury S, Muni NJ, Greenwood NP, Pepperbergc DR, Standaert RF (2007) Phosphonic acid analogs of GABA through reductive dealkylation of phosphonic diesters with lithium trialkylborohydrides. *Bioorg Med Chem Lett* 17:3745–3748
152. Shin S, Jeong Y, Jeon WH, Lee PH (2014) Phosphaannulation by palladium-catalyzed carbonylation of C–H bonds of phosphonic and phosphinic acids. *Org Lett* 16:2930–2933
153. Eom D, Jeong Y, Kim YR, Lee E, Choi W, Lee PH (2013) Palladium-catalyzed C(sp<sup>2</sup> and sp<sup>3</sup>)-H activation/C–O bond formation: synthesis of benzoxaphosphole 1- and 2-oxides. *Org Lett* 15:5210–5213
154. Jeon WH, Son J-Y, Kim S-E, Lee PH (2015) Phosphaannulation of aryl- and benzylphosphonic acids with unactivated alkenes via palladium-catalyzed C–H activation/oxidative cyclization reaction. *Adv Synth Catal* 357:811–817
155. Hersh WH (2015) Synthesis of dinucleoside acylphosphonites by phosphonodiamidite chemistry and investigation of phosphorus epimerization. *Beilstein J Org Chem* 11:184–191
156. Leybold M, Wallace PW, Kljajic M, Schittmayer M, Pletz J, Illaszewicz-Trattner C, Guebitz GM, Birner-Gruenberger R, Breinbauer R (2015) A robust and simple protocol for the synthesis of arylfluorophosphonates. *Tetrahedron Lett* 56:5619–5622
157. Błazewska KM (2014) McKenna reaction-which oxygen attacks bromotrimethylsilane? *J Org Chem* 79:408–412
158. Bravo-Altamirano K, Abrunhosa-Thomas I, Montchamp J-L (2008) Palladium-catalyzed reactions of hypophosphorous compounds with allenes, dienes, and allylic electrophiles: methodology for the synthesis of allylic *H*-phosphinates. *J Org Chem* 73:2292–2301