

Chapter 34

Historical Iconography on Personal Injury and Damage from the “Vincenzo Pinali” Antique Medical Library

Santo Davide Ferrara, Guido Viel, and Rafael Boscolo-Berto

Abstract This chapter proposes a historical overview of antique iconography, taken from the historical section of the “Vincenzo Pinali” Medical Library of the University of Padova. The icons, dating from the fourteenth and eighteenth centuries, demonstrate the evolution of biomedical knowledge and of the constant presence of profiles of responsibility in the performance of medical and surgical practices.

A brief overview of historical iconography is proposed to the reader, concerning works in which profiles of personal injury and damage can be identified.

In particular, these works are part of the heritage of the Historical Section of the “Vincenzo Pinali” Medical Library of the University of Padova. The Historical “Vincenzo Pinali” Medical Library derives from the bequests of valuable collections transmitted by professors N. D’Ancona (1875–1931), A. De Giovanni (1838–1916), F. Fanzago (1764–1835), L. Lucatello (1863–1926), V. Pinali (1802–1875), A. Tebaldi (1833–1895), and T. Vanzetti (1809–1888). The collection has been enriched by the donation of approximately 2,000 works of the physiologist V. Ducceschi (1871–1952), a passionate historian of medicine. The “Sala Pinali” collects together around 7,500 works, mostly related to editions comprised between 1480 and 1830, including 7 incunables, over 600 from the sixteenth century, and more than 20,000 contributions of biology and medicine of the past centuries. The adjoining “Sala Ducceschi” contains the fund derived from the homonymous donor and a part of the bequests mentioned previously, a collection of 165 manuscripts autographed in part, dated to periods comprised between the fourteenth and eighteenth centuries, as well as a series of valuable anatomical waxes depicting aspects of anatomy and ocular pathology (Figs. 34.1, 34.2, 34.3, 34.4, 34.5, 34.6, 34.7, 34.8, 34.9, 34.10, 34.11, 34.12, 34.13, 34.14, 34.15, 34.16, 34.17, 34.18, 34.19, 34.20, 34.21, 34.22, 34.23, 34.24, 34.25, 34.26, 34.27, 34.28, 34.29, 34.30, 34.31, 34.32, 34.33, 34.34, 34.35, 34.36, 34.37, 34.38, 34.39, 34.40, 34.41, 34.42, 34.43, 34.44, 34.45, 34.46, 34.47, and 34.48).

S.D. Ferrara (✉) • G. Viel • R. Boscolo-Berto

Department of Legal and Occupational Medicine, Toxicology and Public Health, University-Hospital of Padova, Via Falloppio 50, 35128 Padova, Italy

e-mail: santodavide.ferrara@unipd.it; guido.viel@unipd.it; rafael.boscoloberto@unipd.it

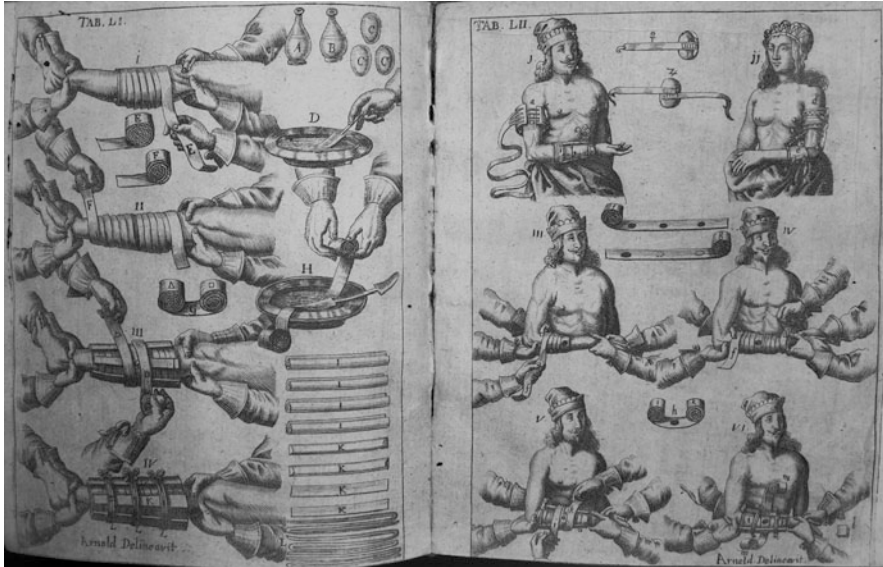


Fig. 34.1 Schultes, Johann 1595–1645 (Scultetus). *Armamentarium chirurgicum bipartitum, studioque & opera D. Joannis Sculteti Ulmensis ... reformatum, correctum & auctum. Cum 56 tabulis, sive figuris aeneis novis accuratissimis. Ut & tribus indicibus absolutissimis, instrumentorum scilicet, obseruationum, et rerum notabilium Francofurti* : sumptibus viduae Joan. Gerlini, Bibliop. Ulm. typis Joannis Gerlini, 1666. Courtesy of historical section of the “Vincenzo Pinali” Medical Library of the University of Padova

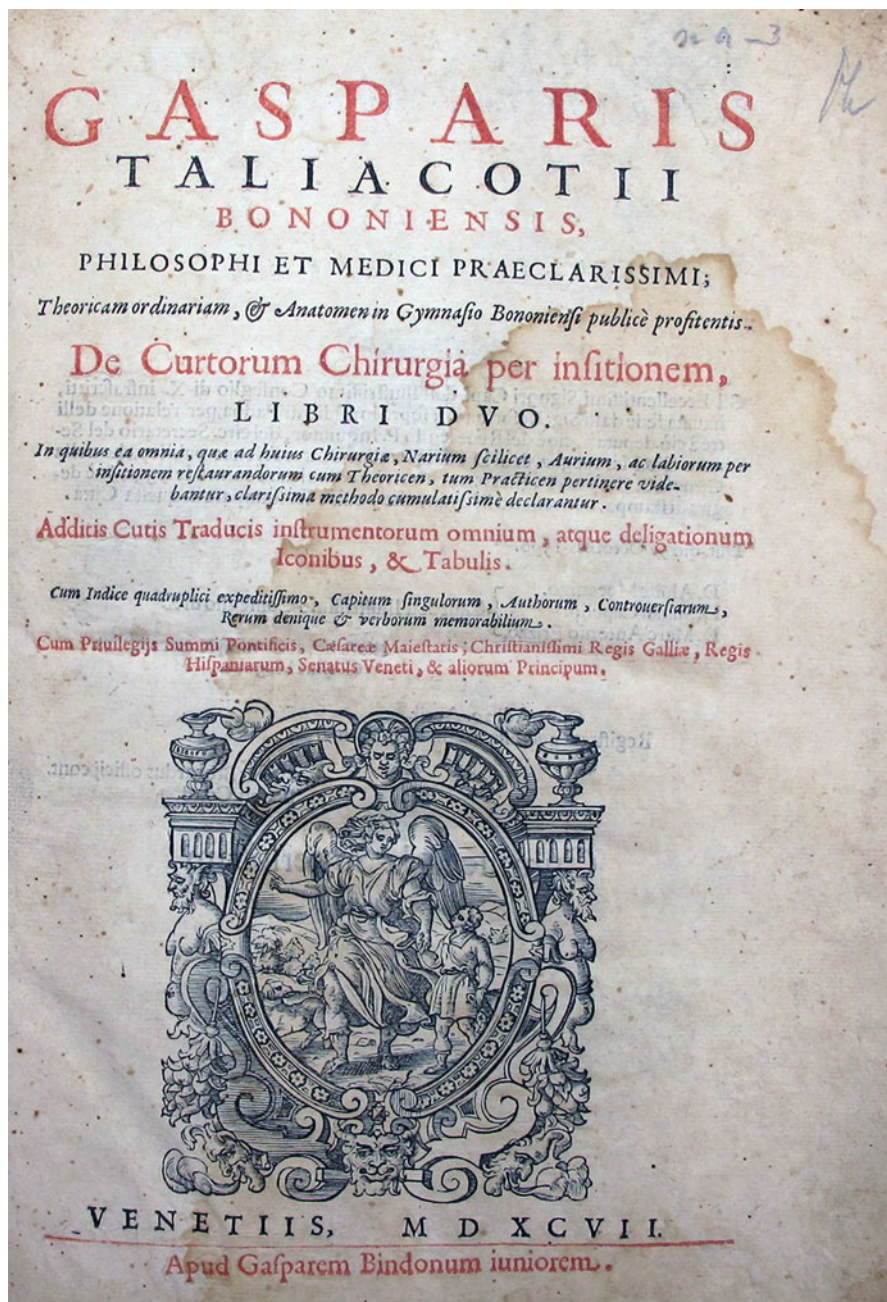


Fig. 34.2 Tagliacozzo, Gaspare (1545–1599). De curtorum chirurgia per insitionem libri duo. In quibus ea omnia, quae ad huius chirurgiae, narium scilicet, aurium, ac labiorum per insitionem restaurandorum cum theorice, tum practicen pertinere videbantur, clarissima methodo cumulativè declarantur. Additis Cutis traducis instrumentorum omnium, atque deligationum iconibus, & tabulis. . . Venetiis : apud Gasparem Bindonum iuniorem, 1597. Courtesy of historical section of the “Vincenzo Pinali” Medical Library of the University of Padova



Fig. 34.3 Tagliacozzo, Gaspare (1545–1599). *De curtorum chirurgia per insitionem libri duo*. In quibus ea omnia, quae ad huius chirurgiae, narium scilicet, aurium, ac labiorum per insitionem restaurandorum cum theoreticis, tum practiceis pertinere videbantur, clarissima methodo cumulatissime declarantur. Addeitis Cutis traducis instrumentorum omnium, atque deligationum iconibus, & tabulis. . . Venetiis : apud Gasparem Bindonum iuniorem, 1597. Courtesy of historical section of the “Vincenzo Pinali” Medical Library of the University of Padova



Fig. 34.4 Tagliacozzo, Gaspare (1545–1599). *De curtorum chirurgia per insitionem libri duo*. In quibus ea omnia, quae ad huius chirurgiae, narium scilicet, aurium, ac laborum per insitionem restaurandorum cum theoreticis, tum practicum pertinere videbantur, clarissima methodo cumulativissime declarantur. Additis Cutis traducis instrumentorum omnium, atque deligationum iconibus, & tabulis. . . Venetiis : apud Gasparem Bindonum iuniorem, 1597. Courtesy of historical section of the “Vincenzo Pinali” Medical Library of the University of Padova



Fig. 34.5 Tagliacozzo, Gaspare (1545–1599). *De curtorum chirurgia per insitionem libri duo*. In quibus ea omnia, quae ad huius chirurgiae, narium scilicet, aurium, ac labiorum per insitionem restaurandorum cum theoreticis, tum practiceis pertinere videbantur, clarissima methodo cumulatissime declarantur. Additis Cutis traducis instrumentorum omnium, atque deligationum iconibus, & tabulis. . . . Venetiis : apud Gasparem Bindonum iuniorem, 1597. Courtesy of historical section of the “Vincenzo Pinali” Medical Library of the University of Padova

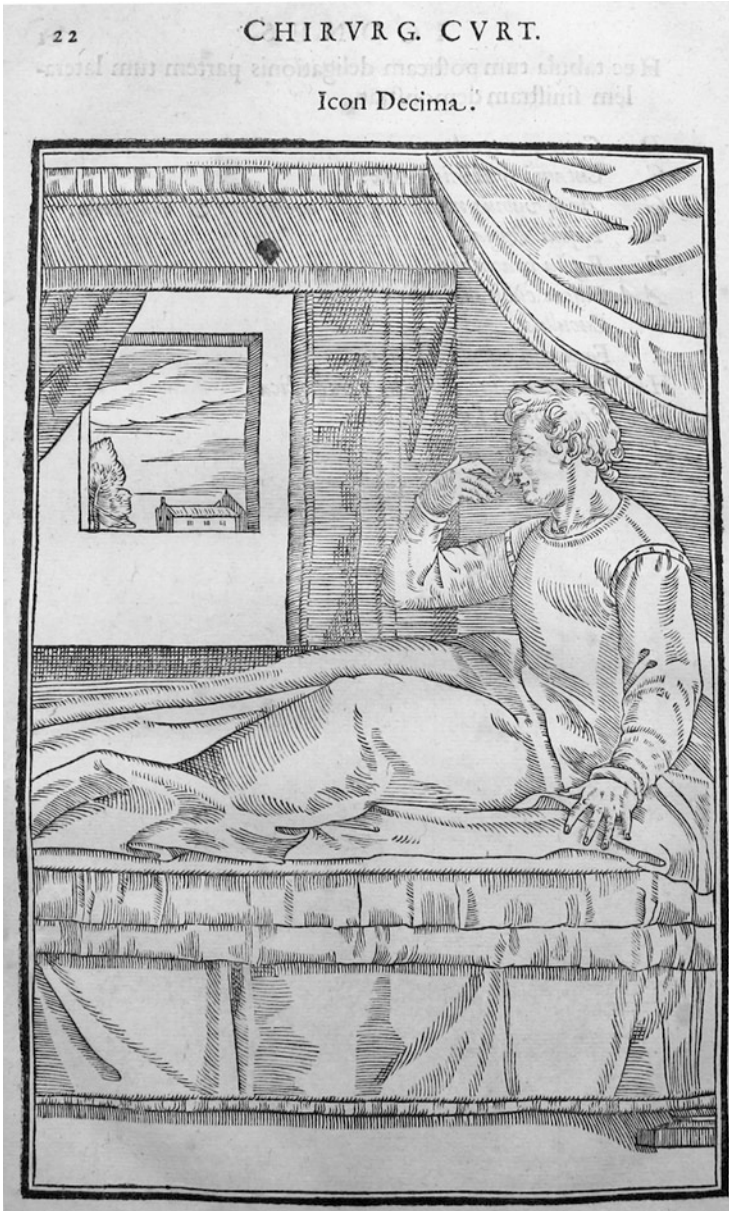


Fig. 34.6 Tagliacozzo, Gaspare (1545–1599). *De curtorum chirurgia per insitionem libri duo*. In quibus ea omnia, quae ad huius chirurgiae, narium scilicet, aurium, ac labiorum per insitionem restaurandorum cum theoreticis, tum practiceis pertinere videbantur, clarissima methodo cumulatissime declarantur. Additis Cutis traducis instrumentorum omnium, atque deligationum iconibus, & tabulis. ... Venetiis : apud Gasparem Bindonum iuniorem, 1597. Courtesy of historical section of the "Vincenzo Pinali" Medical Library of the University of Padova



Fig. 34.7 Tagliacozzo, Gaspare (1545–1599). *De curtorum chirurgia per insitionem libri duo*. In quibus ea omnia, quae ad huius chirurgiae, narium scilicet, aurium, ac labiorum per insitionem restaurandorum cum theoreticis, tum practiceis pertinere videbantur, clarissima methodo cumulativissime declarantur. Additis Cutis traducis instrumentorum omnium, atque deligationum iconibus, & tabulis. . . Venetiis : apud Gasparem Bindonum iuniorem, 1597. Courtesy of historical section of the “Vincenzo Pinali” Medical Library of the University of Padova

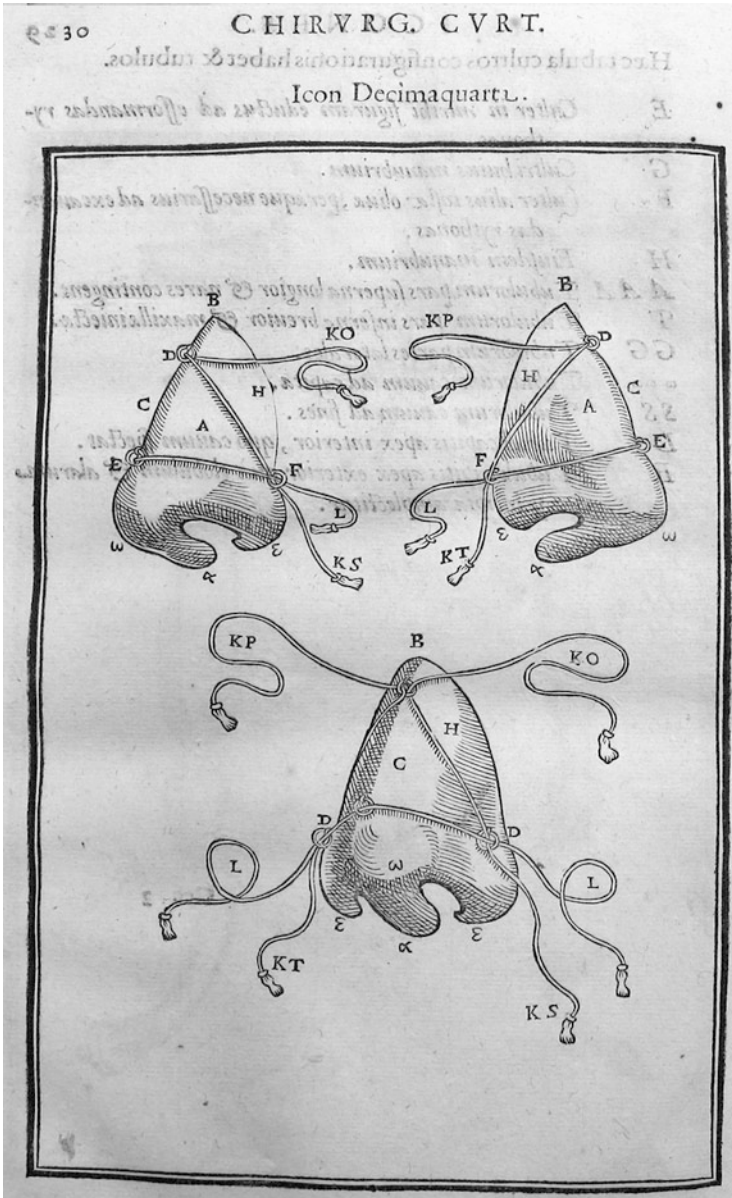


Fig. 34.8 Tagliacozzo, Gaspare (1545–1599). *De curtorum chirurgia per insitionem libri duo*. In quibus ea omnia, quae ad huius chirurgiae, narium scilicet, aurium, ac labiorum per insitionem restaurandorum cum theoreticis, tum practiceis pertinere videbantur, clarissima methodo cumulatissime declarantur. Additis Cutis traducis instrumentorum omnium, atque deligationum iconibus, & tabulis. ... Venetiis : apud Gasparem Bindonum iuniorem, 1597. Courtesy of historical section of the “Vincenzo Pinali” Medical Library of the University of Padova



Fig. 34.9 Tagliacozzo, Gaspare (1545–1599). *De curtorum chirurgia per insitionem* libri duo. In quibus ea omnia, quae ad huius chirurgiae, narium scilicet, aurium, ac labiorum per insitionem restaurandorum cum theoreticis, tum practiceis pertinere videbantur, clarissima methodo cumulatissime declarantur. Additis Cutis traducis instrumentorum omnium, atque deligationum iconibus, & tabulis. . . . Venetiis : apud Gasparem Bindonum iuniorem, 1597. Courtesy of historical section of the “Vincenzo Pinali” Medical Library of the University of Padova



Fig. 34.10 Tagliacozzo, Gaspare (1545–1599). *De curtorum chirurgia per insitionem libri duo*. In quibus ea omnia, quae ad huius chirurgiae, narium scilicet, aurium, ac labiorum per insitionem restaurandorum cum theoreticis, tum practiceis pertinere videbantur, clarissima methodo cumulatissime declarantur. Additis Cutis traducis instrumentorum omnium, atque deligationum iconibus, & tabulis. . . Venetiis : apud Gasparem Bindonum iuniorem, 1597. Courtesy of historical section of the “Vincenzo Pinali” Medical Library of the University of Padova

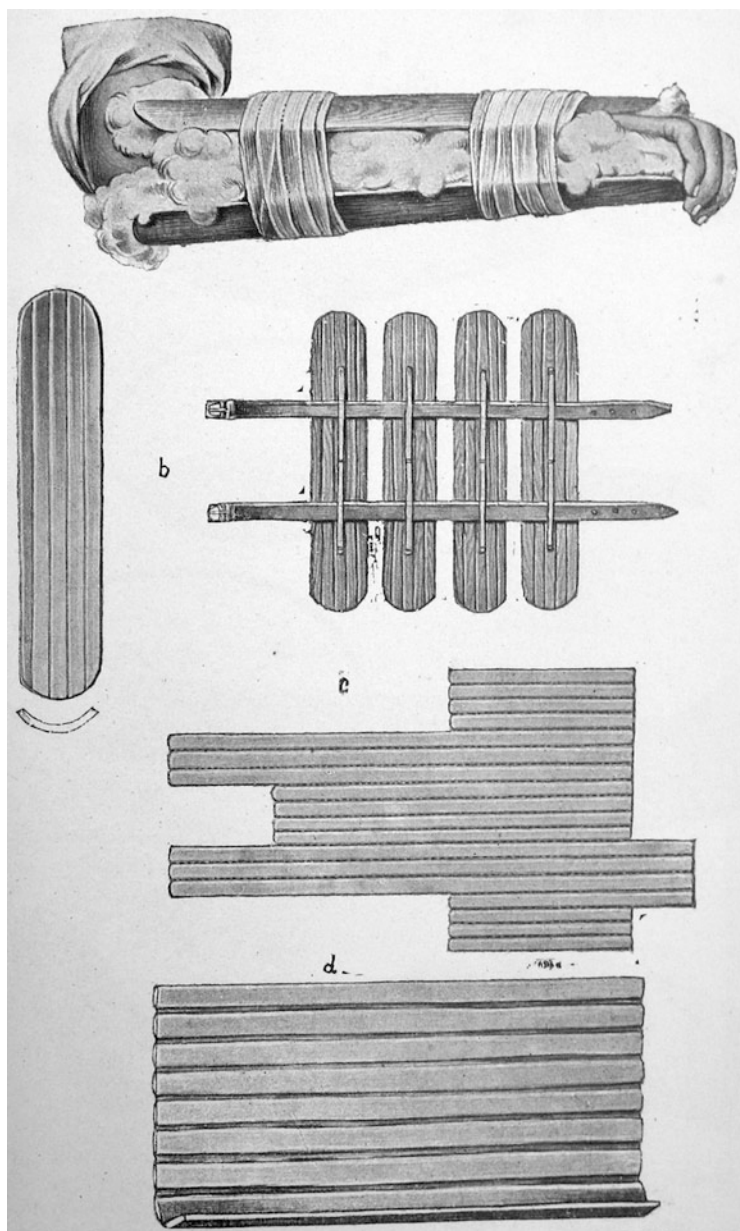


Fig. 34.11 Hoffa, Albert. *Atlante ed elementi di tecnica delle fasciature e degli apparecchi per medici e studenti di Albert Hoffa*. Milano : Società Editrice Libreria, 1899. Courtesy of historical section of the “Vincenzo Pinali” Medical Library of the University of Padova




Fig. 34.12 Hoffa, Albert. *Atlante ed elementi di tecnica delle fasciature e degli apparecchi per medici e studenti di Albert Hoffa*. Milano : Società Editrice Libreria, 1899. Courtesy of historical section of the “Vincenzo Pinali” Medical Library of the University of Padova

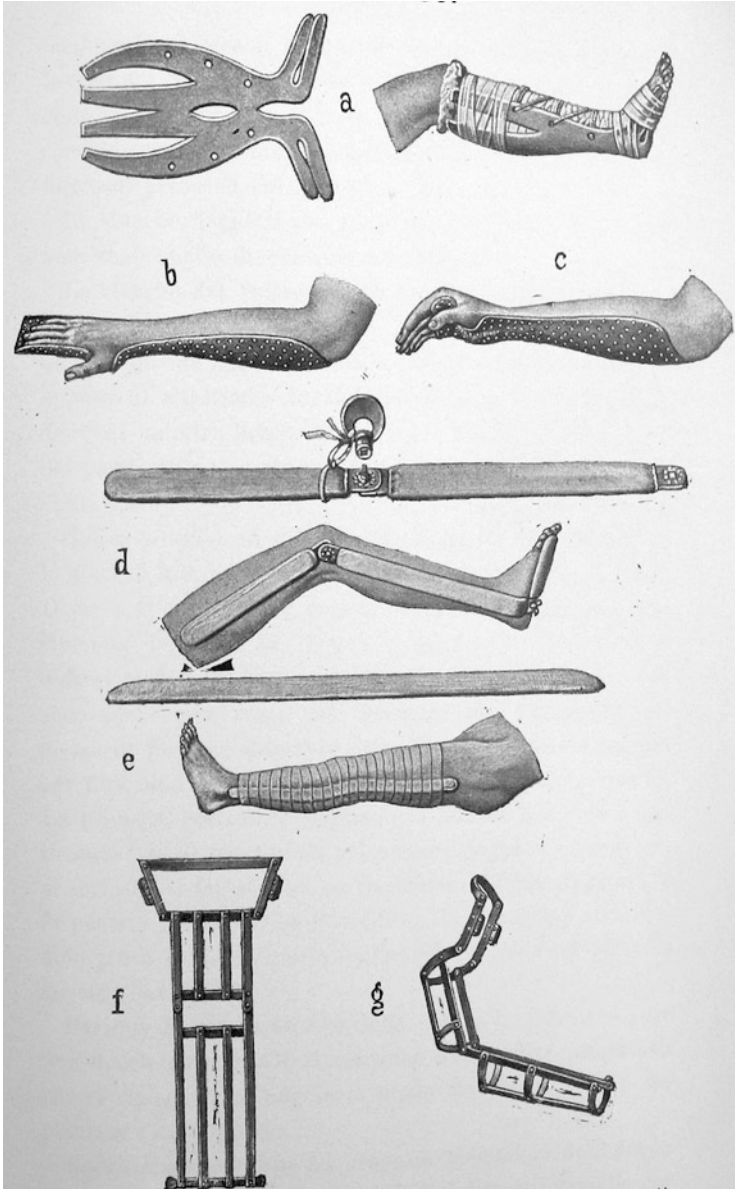


Fig. 34.13 Hoffa, Albert. Atlante ed elementi di tecnica delle fasciature e degli apparecchi per medici e studenti di Albert Hoffa. Milano : Società Editrice Libreria, 1899. Courtesy of historical section of the "Vincenzo Pinali" Medical Library of the University of Padova

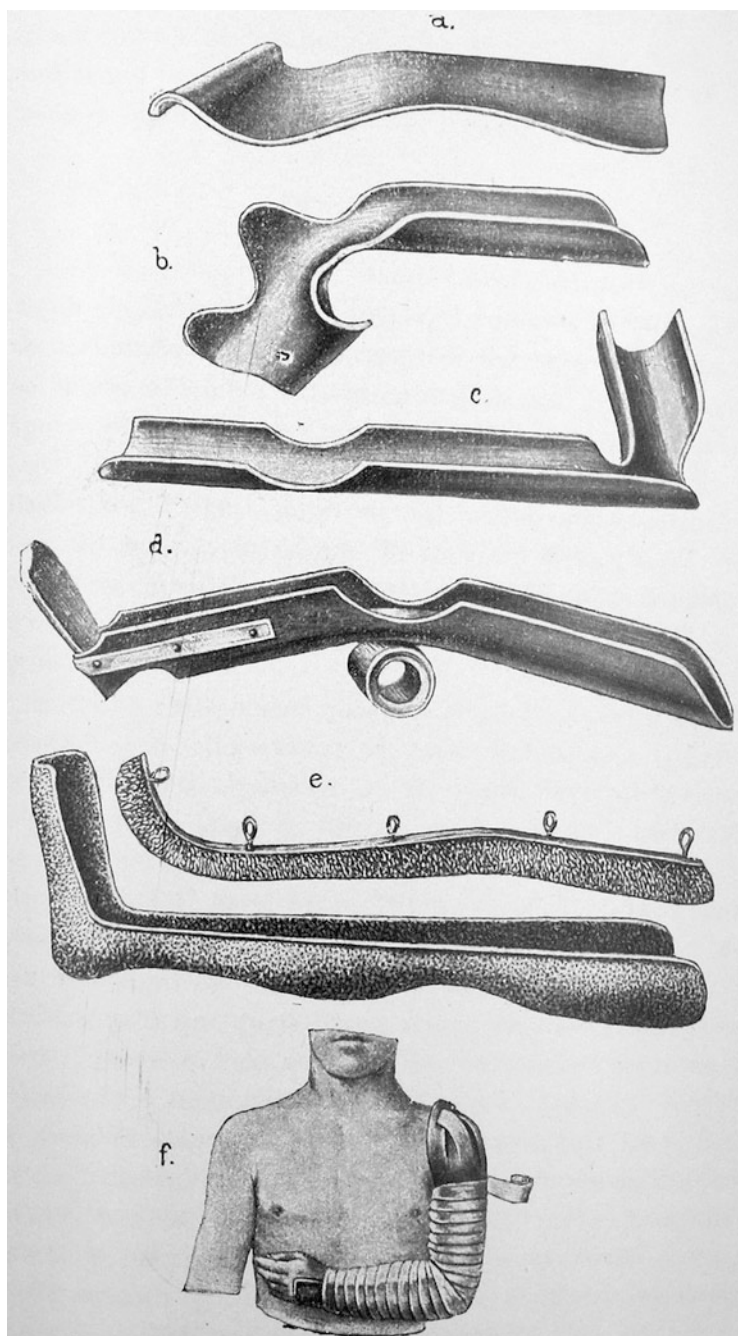


Fig. 34.14 Hoffa, Albert. Atlante ed elementi di tecnica delle fasciature e degli apparecchi per medici e studenti di Albert Hoffa. Milano : Società Editrice Libreria, 1899. Courtesy of historical section of the “Vincenzo Pinali” Medical Library of the University of Padova

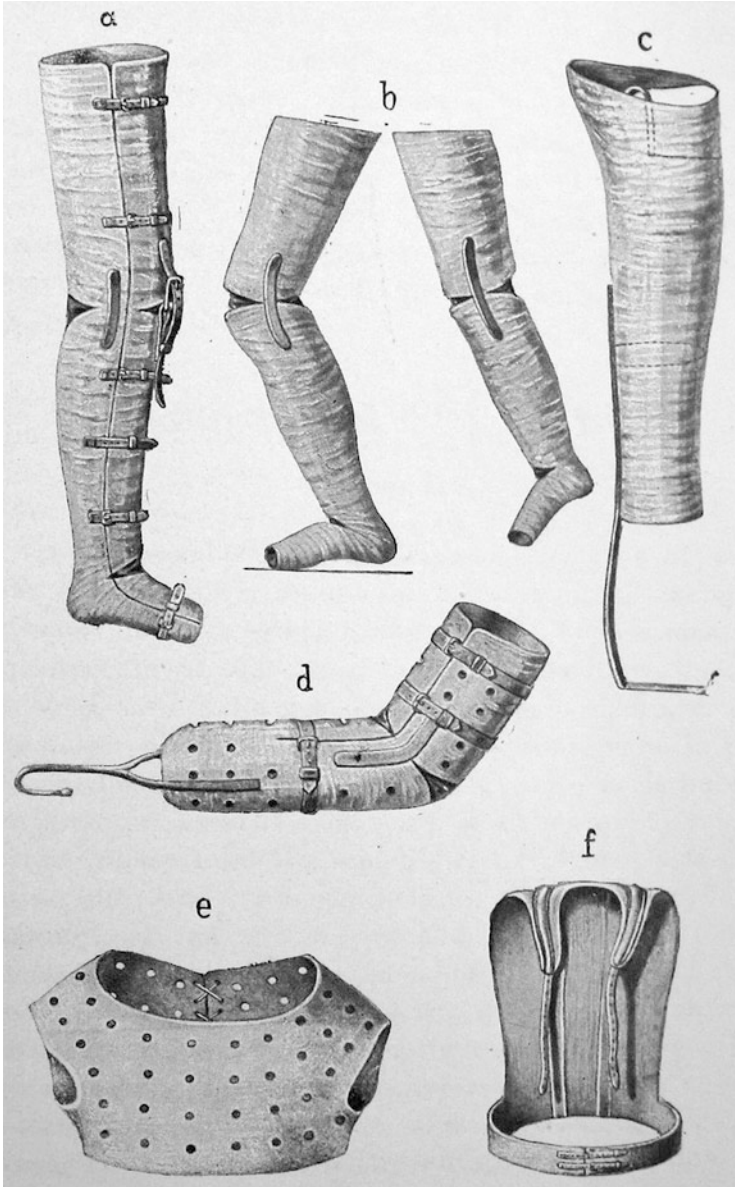


Fig. 34.15 Hoffa, Albert. *Atlante ed elementi di tecnica delle fasciature e degli apparecchi per medici e studenti di Albert Hoffa*. Milano : Società Editrice Libreria, 1899. Courtesy of historical section of the “Vincenzo Pinali” Medical Library of the University of Padova

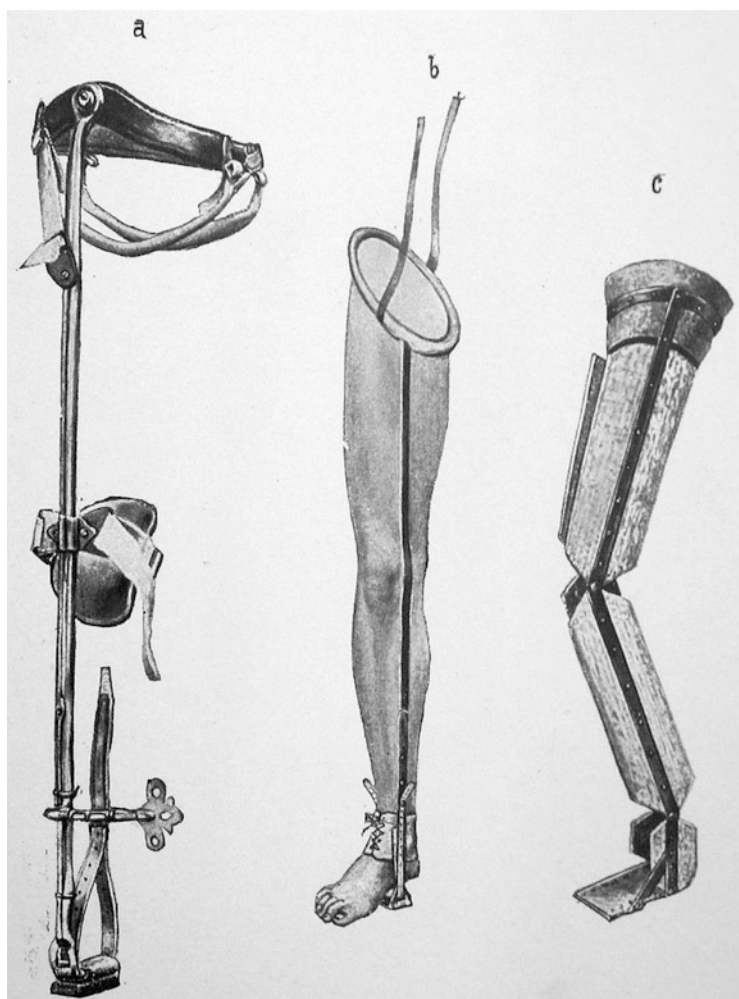


Fig. 34.16 Hoffa, Albert. *Atlante ed elementi di tecnica delle fasciature e degli apparecchi per medici e studenti di Albert Hoffa*. Milano : Società Editrice Libreria, 1899. Courtesy of historical section of the “Vincenzo Pinali” Medical Library of the University of Padova

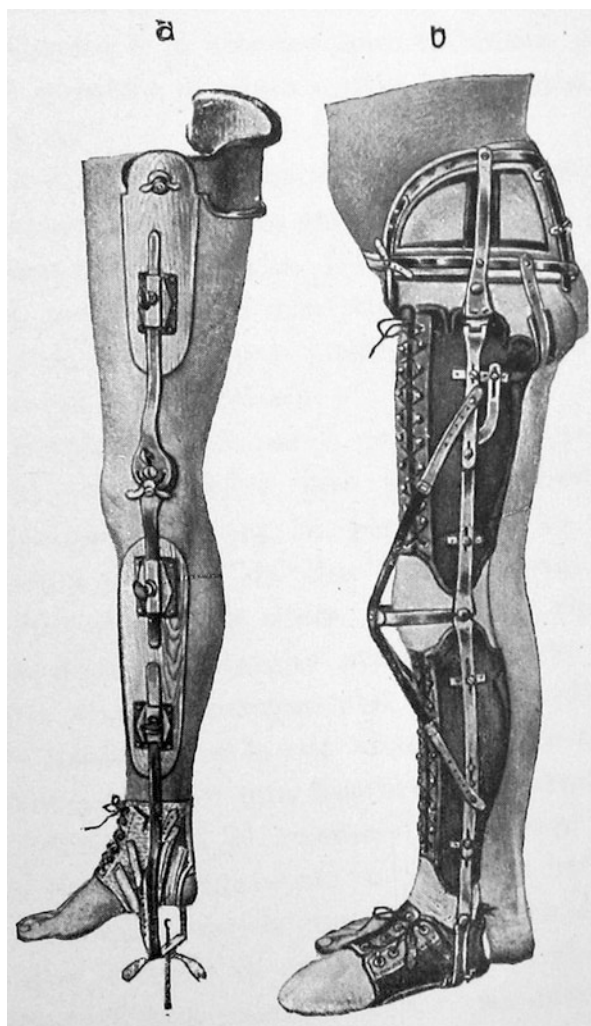


Fig. 34.17 Hoffa, Albert. *Atlante ed elementi di tecnica delle fasciature e degli apparecchi per medici e studenti di Albert Hoffa*. Milano : Società Editrice Libreria, 1899. Courtesy of historical section of the “Vincenzo Pinali” Medical Library of the University of Padova

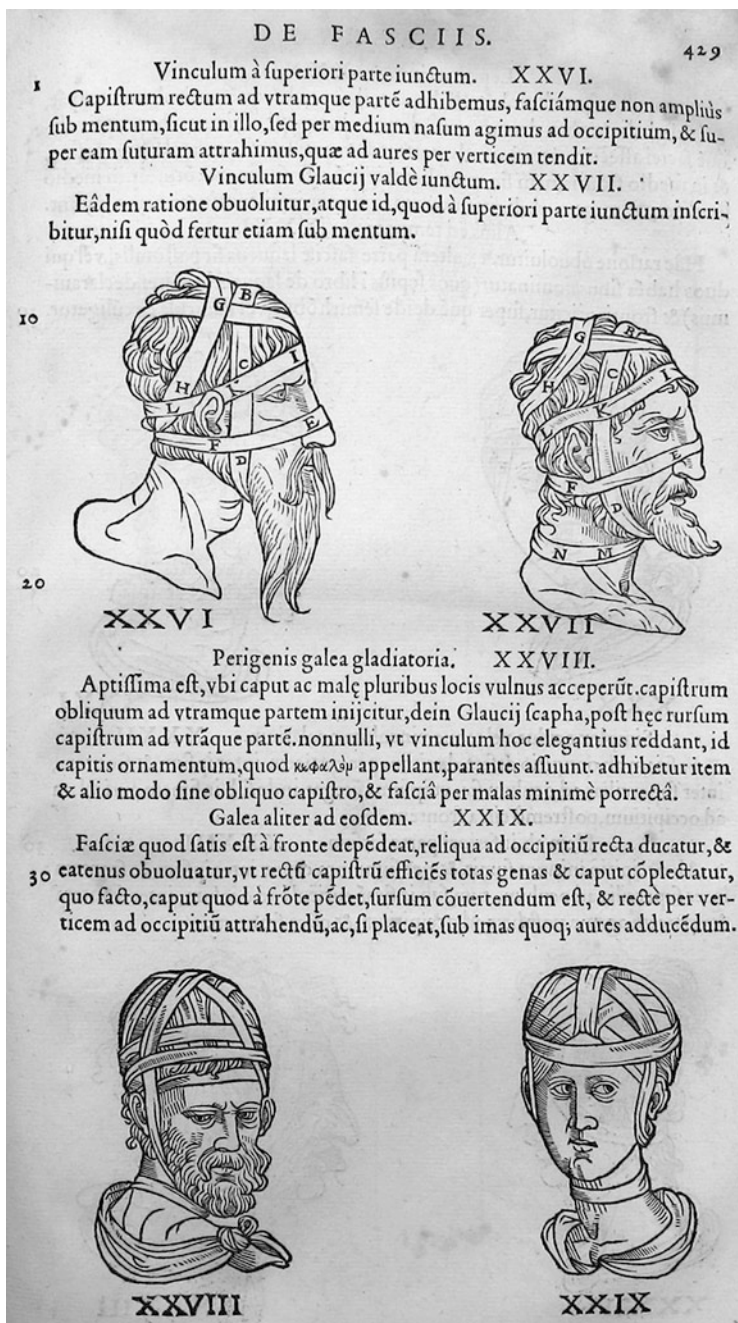


Fig. 34.18 Guidi, Guido <il vecchio> ca. 1500–1569. *Chirurgia è Graeco in Latinum conuersa*, Vido Vidio Florentino interprete, cum nonnullis eiusdem Vidij commentarijs. ... Lucetiae [] Parisiorum : excudebat Petrus Galterius, pridie Calendas Maij [30 IV] 1544. Courtesy of historical section of the “Vincenzo Pinali” Medical Library of the University of Padova

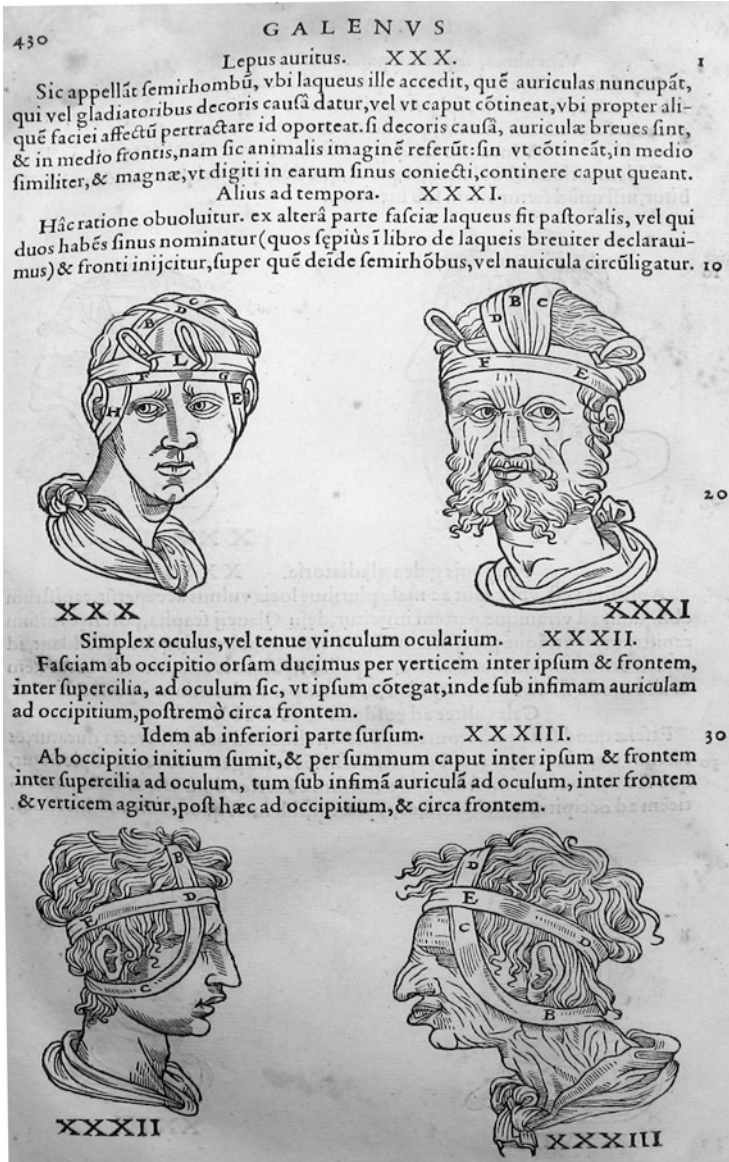


Fig. 34.19 Guidi, Guido <il vecchio> ca. 1500–1569. Chirurgia è Graeco in Latinum conuersa, Vido Vidio Florentino interprete, cum nonnullis eiusdem Vidij commentarijs. ... Lucetiae [] Parisiorum : excudebat Petrus Galterius, pridie Calendas Maij [30 IV] 1544. Courtesy of historical section of the “Vincenzo Pinali” Medical Library of the University of Padova

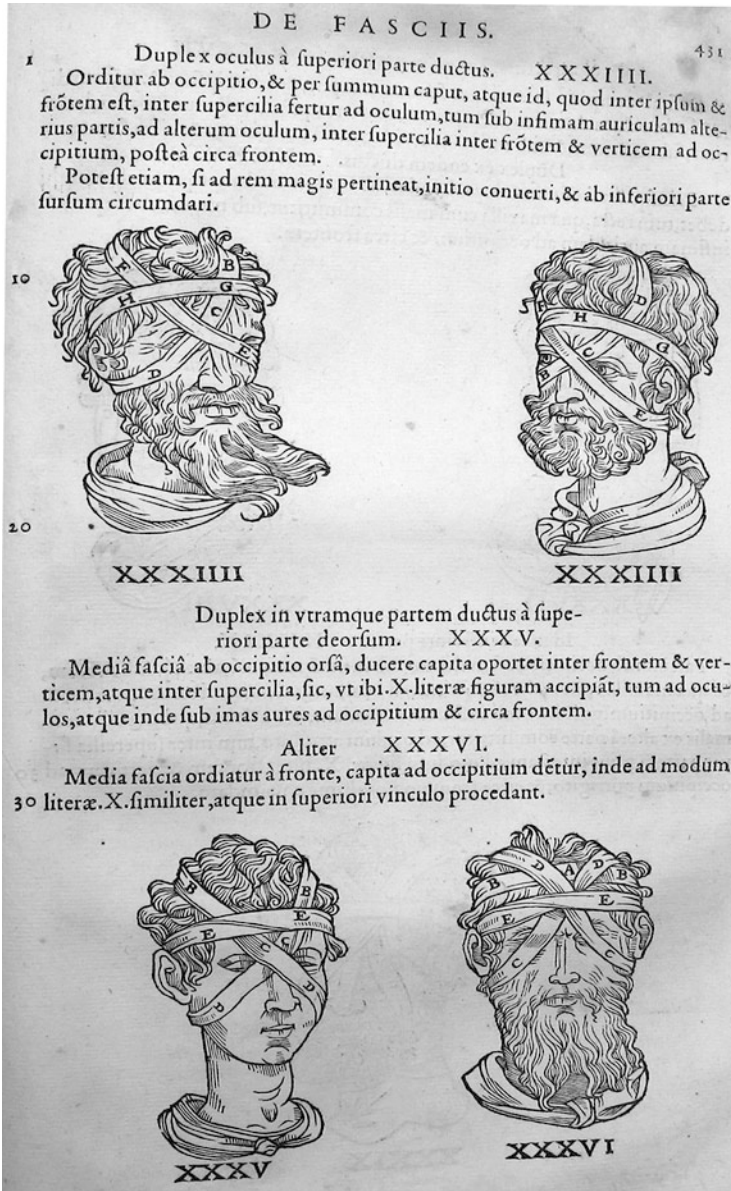


Fig. 34.20 Guidi, Guido <il vecchio> ca. 1500–1569. *Chirurgia è Graeco in Latinum conuersa, Vido Vidio Florentino interprete, cum nonnullis eiusdem Vidij commentarijs. ... Lucetiae [] Parisiorum : excudebat Petrus Galterius, pridie Calendas Maij [30 IV] 1544.* Courtesy of historical section of the “Vincenzo Pinali” Medical Library of the University of Padova

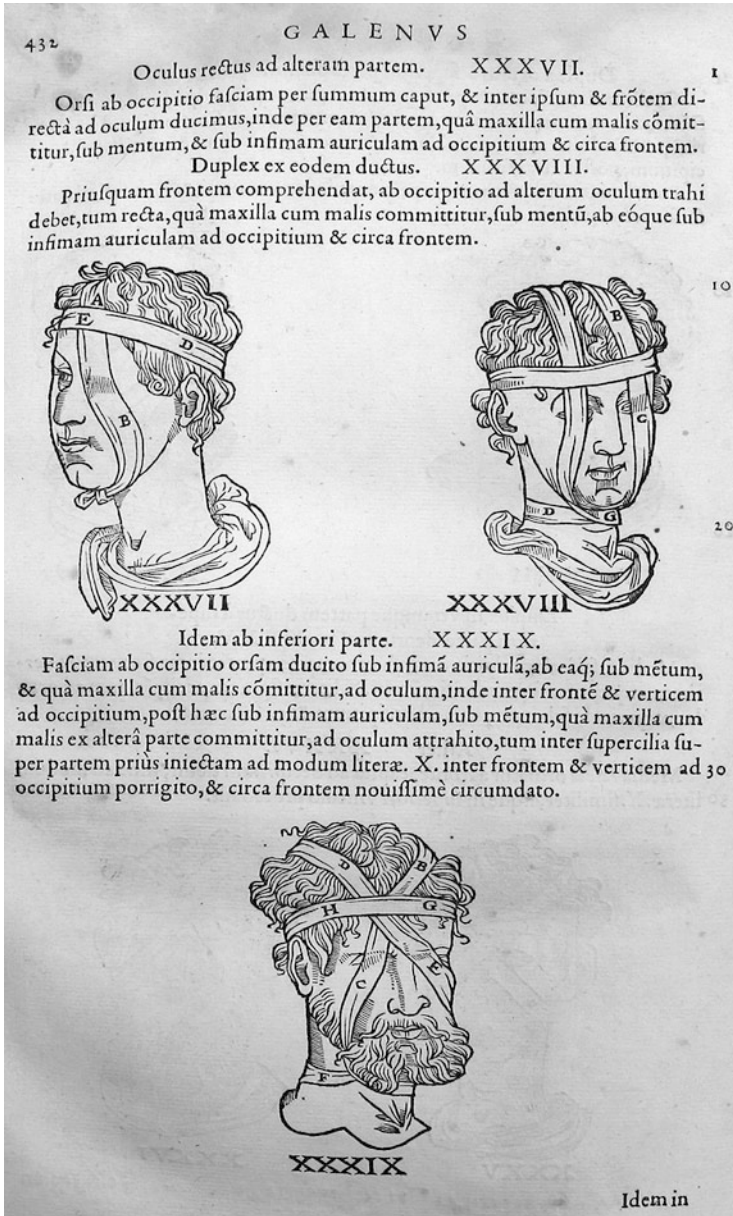


Fig. 34.21 Guidi, Guido <il vecchio> ca. 1500–1569. *Chirurgia è Graeco in Latinum conuersa, Vido Vidio Florentino interprete, cum nonnullis eiusdem Vidij commentarijs. ... Lucetiae [] Parisiorum : excudebat Petrus Galterius, pridie Calendas Maij [30 IV] 1544.* Courtesy of historical section of the “Vincenzo Pinali” Medical Library of the University of Padova

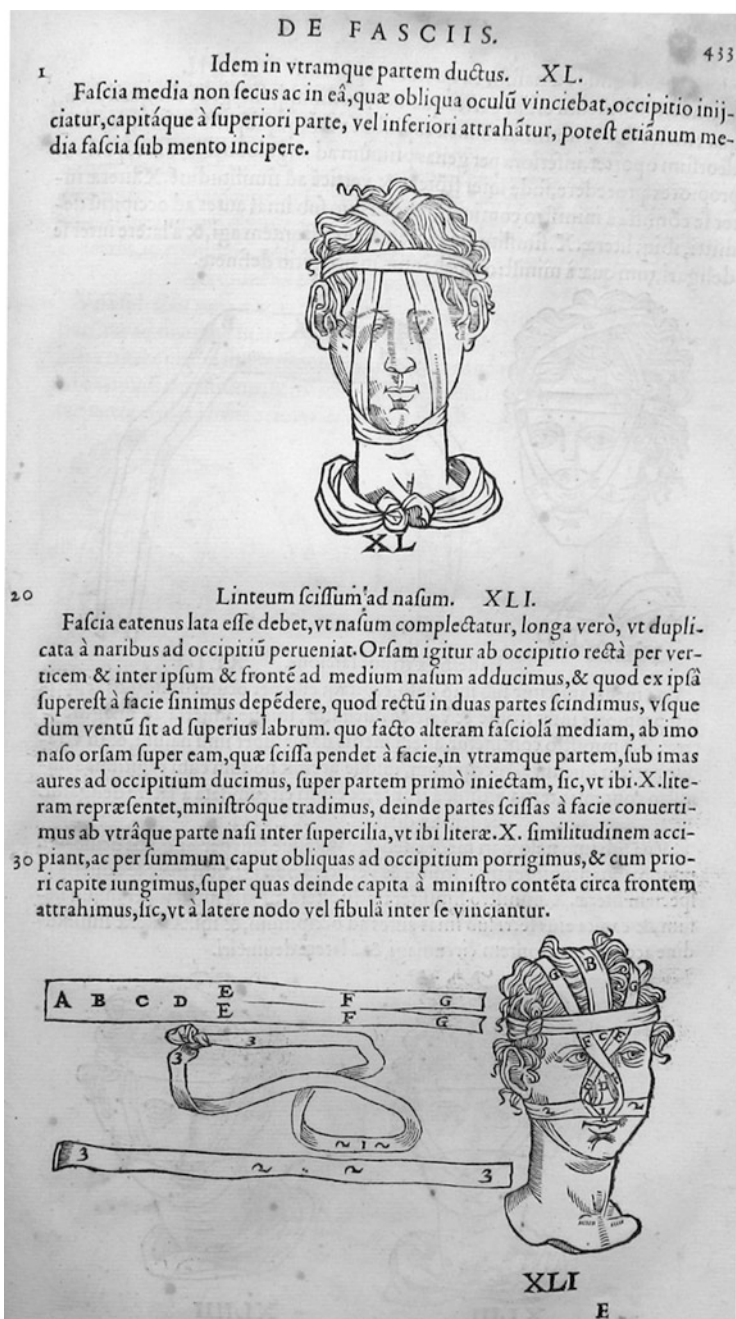


Fig. 34.22 Guidi, Guido <il vecchio> ca. 1500–1569. *Chirurgia è Graeco in Latinum conuersa*, Vido Vidio Florentino interprete, cum nonnullis eiusdem Vidij commentarijs. ... Lucetiae [Parisiorum] : excudebat Petrus Galterius, pridie Calendas Maij [30 IV] 1544. Courtesy of historical section of the “Vincenzo Pinali” Medical Library of the University of Padova



Fig. 34.23 Guidi, Guido <il vecchio> ca. 1500–1569. Chirurgia è Graeco in Latinum conuersa, Vido Vidio Florentino interprete, cum nonnullis eiusdem Vidij commentarijs. . . . Lucetiae [] Parisiorum : excudebat Petrus Galterius, pridie Calendas Maij [30 IV] 1544. Courtesy of historical section of the “Vincenzo Pinali” Medical Library of the University of Padova

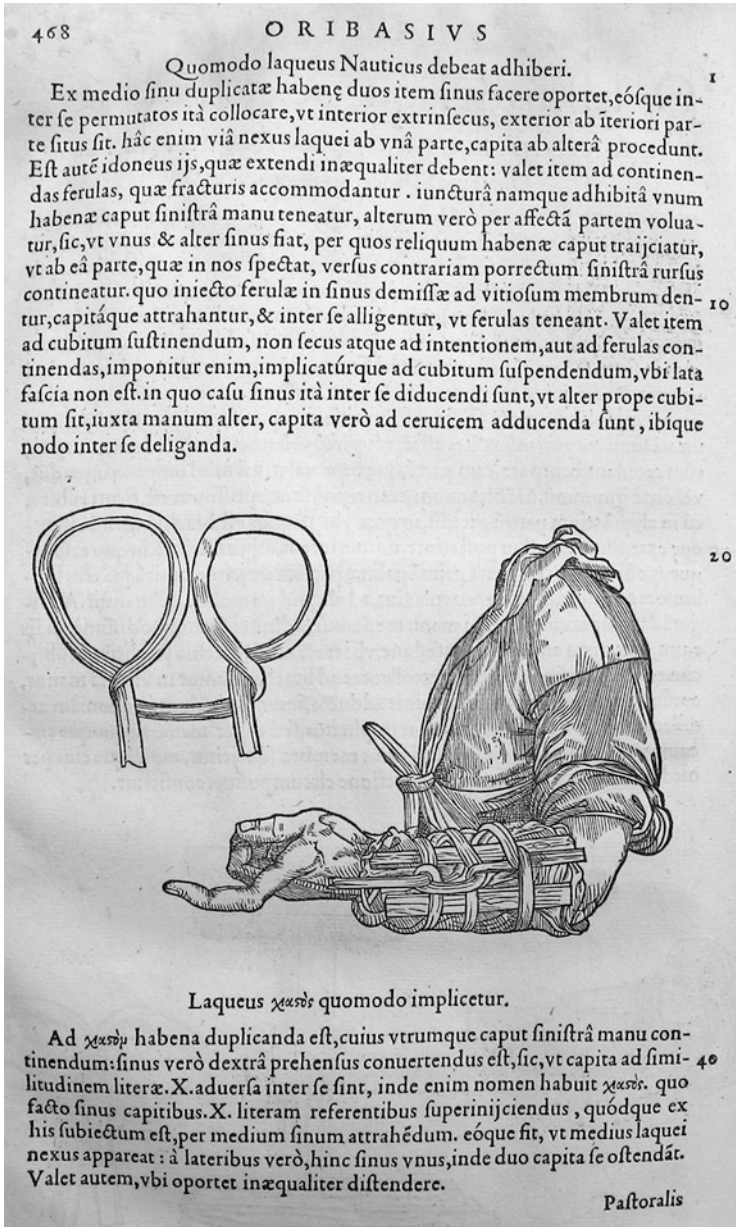


Fig. 34.24 Guidi, Guido <il vecchio> ca. 1500–1569. Chirurgia è Graeco in Latinum conuersa, Vido Vidio Florentino interprete, cum nonnullis eiusdem Vidij commentarijs. ... Lucetiae [] Parisiorum : excudebat Petrus Galterius, pridie Calendas Maij [30 IV] 1544. Courtesy of historical section of the “Vincenzo Pinali” Medical Library of the University of Padova



Fig. 34.25 Paré, Ambroise (1510?-1590). pera chirurgica Ambrosii Paraei, Galliarum regis primarii, et Parisiensis chirurgi. Quibus continentur, non solum perfectissima curandi ratio tumores praeter naturam, vulnera, ulcera, luxationes, & fracturas: ... A docto viro, plerisque locis recognita: & latinitate donata. Iacobi Guillemeau, ... labore & diligentia. Omnia nunc demum magno studio elimata: et novis iconibus elegantissimis illustrata. Francofurti ad Moenum: Ioannem Feyrabend, impensis Petri Fischeri, 1594 (Impressum Francofurti ad Moenum: typis Ioannis Feyrabend, impensis Petri Fischeri, 1594). Courtesy of historical section of the "Vincenzo Pinali" Medical Library of the University of Padova

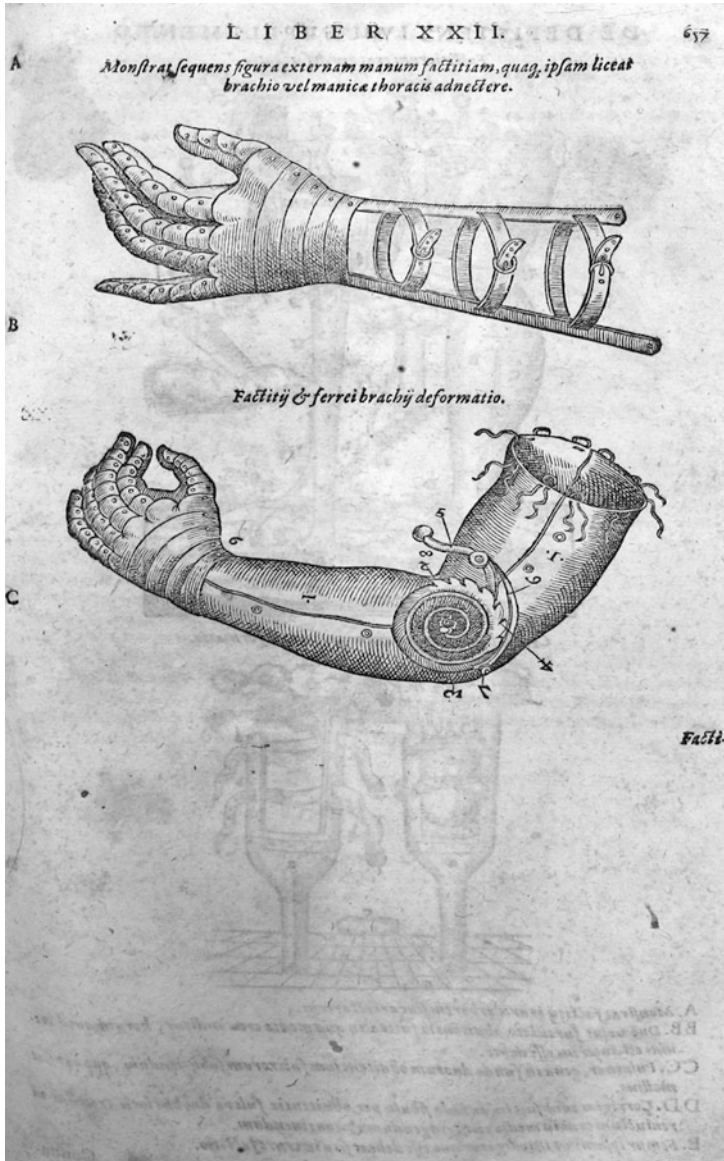


Fig. 34.26 Paré, Ambroise (1510?-1590). *pera chirurgica Ambrosii Paraei, Galliarum regis primarii, et Parisiensis chirurgi. Quibus continentur, non solum perfectissima curandi ratio tumores praeter naturam, vulnere, ulcera, luxationes, & fracturas: . . . A docto viro, plerisque locis recognita: & latinitate donata. Iacobi Guillemeau, . . . labore & diligentia. Omnia nunc demum magno studio elimata: et novis iconibus elegantissimis illustrata. Francofurti ad Moenum : Ioannem Feyrabend, impensis Petri Fischeri, 1594 (Impressum Francofurti ad Moenum : typis Ioannis Feyrabend, impensis Petri Fischeri, 1594).* Courtesy of historical section of the “Vincenzo Pinali” Medical Library of the University of Padova



Fig. 34.27 Paré, Ambroise (1510?-1590). pera chirurgica Ambrosii Paraei, Galliarum regis primarii, et Parisiensis chirurgi. Quibus continentur, non solum perfectissima curandi ratio tumores praeter naturam, vulnera, ulcera, luxationes, & fracturas: ... A docto viro, plerisque locis recognita: & latinitate donata. Iacobi Guillemeau, .. labore & diligentia. Omnia nunc demum magno studio elimata: et novis iconibus elegantissimis illustrata. Francofurti ad Moenum : Ioannem Feyrabend, impensis Petri Fischeri, 1594 (Impressum Francofurti ad Moenum : typis Ioannis Feyrabend, impensis Petri Fischeri, 1594). Courtesy of historical section of the "Vincenzo Pinali" Medical Library of the University of Padova



Fig. 34.28 Paré, Ambroise (1510?-1590). *pera chirurgica Ambrosii Paræi, Galliarum regis primarii, et Parisiensis chirurgi*. Quibus continentur, non solum perfectissima curandi ratio tumores præter naturam, vulnera, ulcera, luxationes, & fracturas: ... A docto viro, plerisque locis recognita: & latinitate donata. Iacobi Guillelmeau, ... labore & diligentia. Omnia nunc demum magno studio elimata: et novis iconibus elegantissimis illustrata. Francofurti ad Moenum : Ioannem Feyrabend, impensis Petri Fischeri, 1594 (Impressum Francofurti ad Moenum : typis Ioannis Feyrabend, impensis Petri Fischeri, 1594). Courtesy of historical section of the "Vincenzo Pinali" Medical Library of the University of Padova



Fig. 34.29 Paré, Ambroise (1510?-1590). pera chirurgica Ambrosii Paraei, Galliarum regis primarii, et Parisiensis chirurgi. Quibus continentur, non solum perfectissima curandi ratio tumores praeter naturam, vulnera, ulcera, luxationes, & fracturas: ... A docto viro, plerisque locis recognita: & latinitate donata. Iacobi Guillelmeau, ... labore & diligentia. Omnia nunc demum magno studio elimata: et novis iconibus elegantissimis illustrata. Francofurti ad Moenum : Ioannem Feyrabend, impensis Petri Fischeri, 1594 (Impressum Francofurti ad Moenum : typis Ioannis Feyrabend, impensis Petri Fischeri, 1594). Courtesy of historical section of the "Vincenzo Pinali" Medical Library of the University of Padova

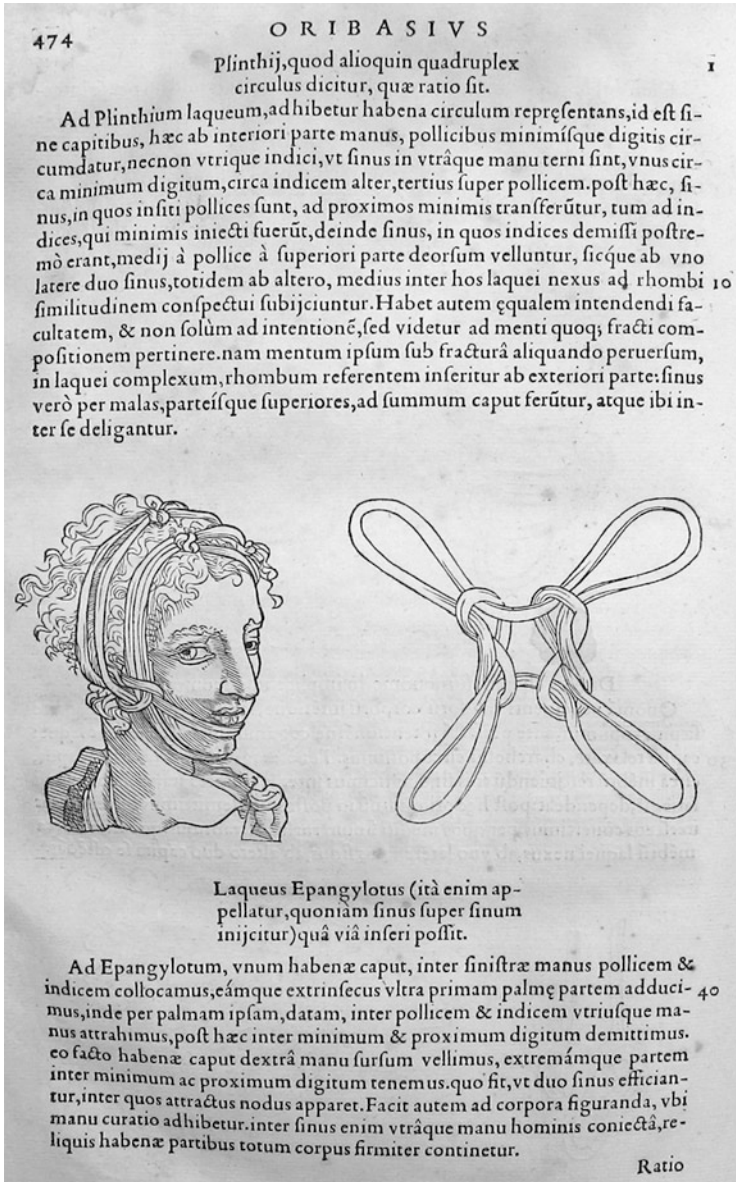


Fig. 34.30 Guidi, Guido <il vecchio> ca. 1500–1569. *Chirurgia è Graeco in Latinum conuersa, Vido Vidio Florentino interprete, cum nonnullis eiusdem Vidij commentarijs. ... Lucetiae [] Parisiorum : excudebat Petrus Galterius, pridie Calendas Maij [30 IV] 1544.* Courtesy of historical section of the “Vincenzo Pinali” Medical Library of the University of Padova

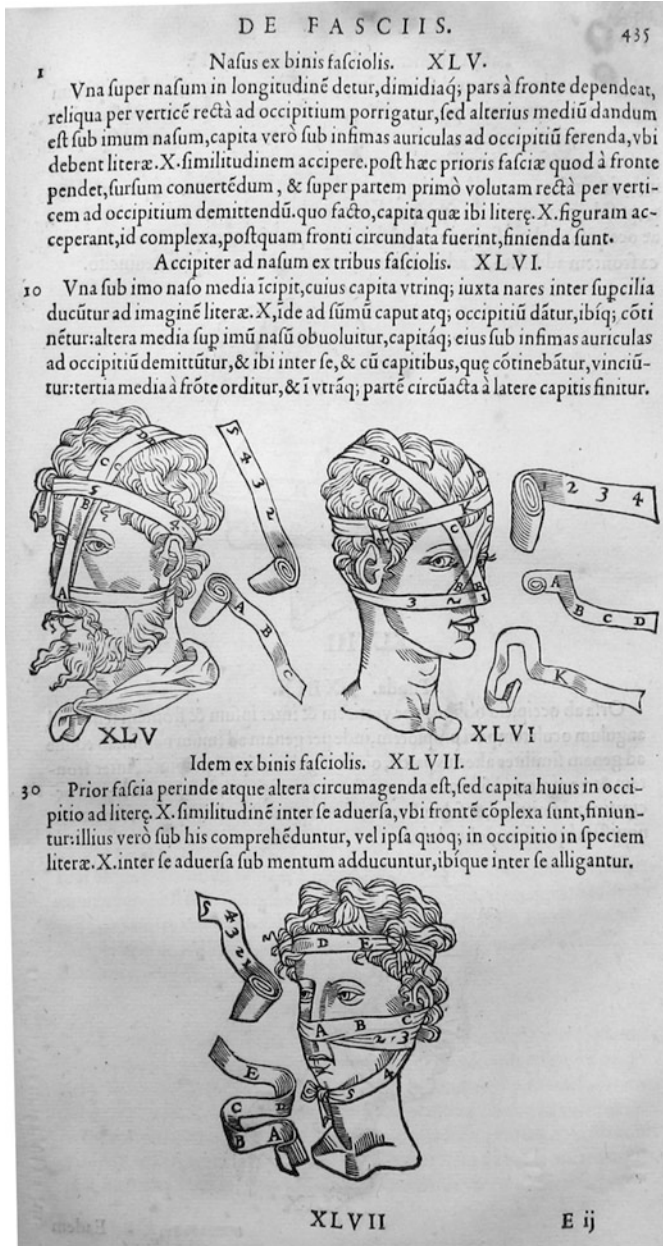


Fig. 34.31 Guidi, Guido <il vecchio> ca. 1500–1569. *Chirurgia è Graeco in Latinum conuersa*, Vido Vidio Florentino interprete, cum nonnullis eiusdem Vidij commentarijs. ... Lucetiae [] Parisiorum : excudebat Petrus Galterius, pridie Calendas Maij [30 IV] 1544. Courtesy of historical section of the “Vincenzo Pinali” Medical Library of the University of Padova

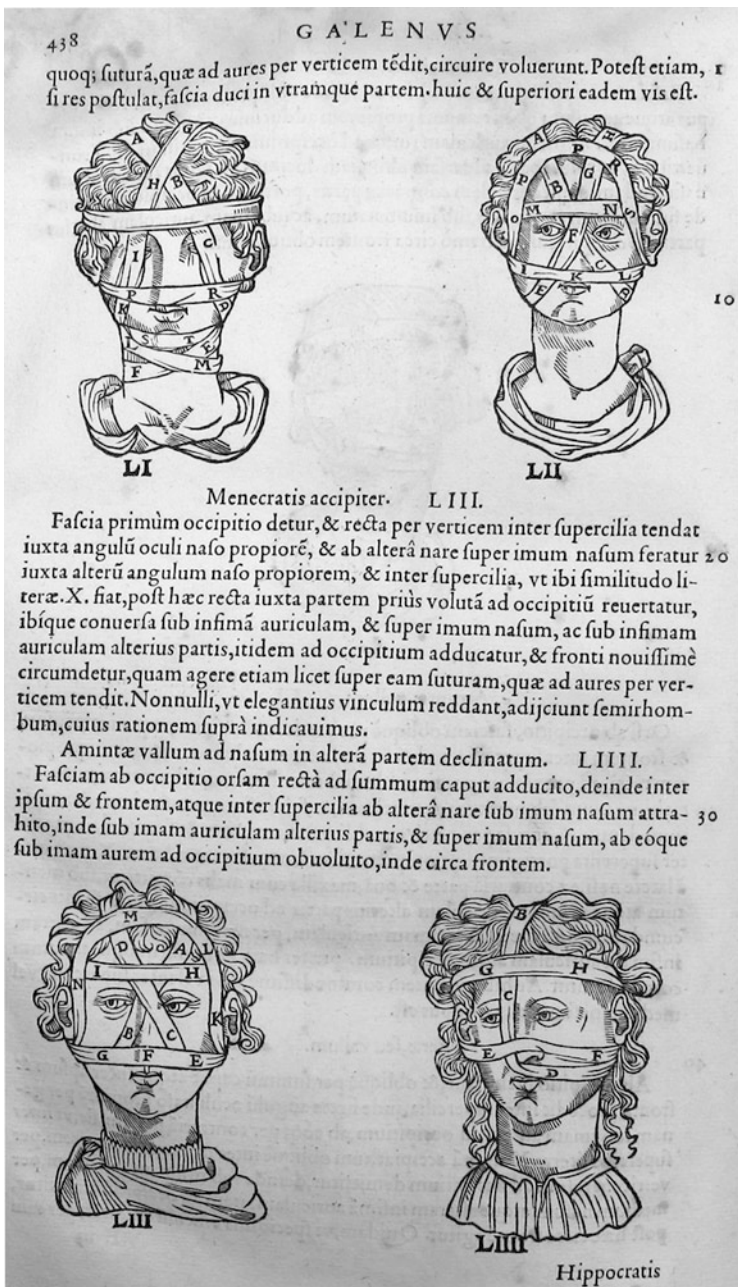


Fig. 34.32 Guidi, Guido <il vecchio> ca. 1500–1569. Chirurgia è Graeco in Latinum conuersa, Vido Vido Florentino interprete, cum nonnullis eiusdem Vidij commentarijs. ... Lucetiae [] Parisiorum : excudebat Petrus Galterius, pridie Calendas Maij [30 IV] 1544. Courtesy of historical section of the “Vincenzo Pinali” Medical Library of the University of Padova

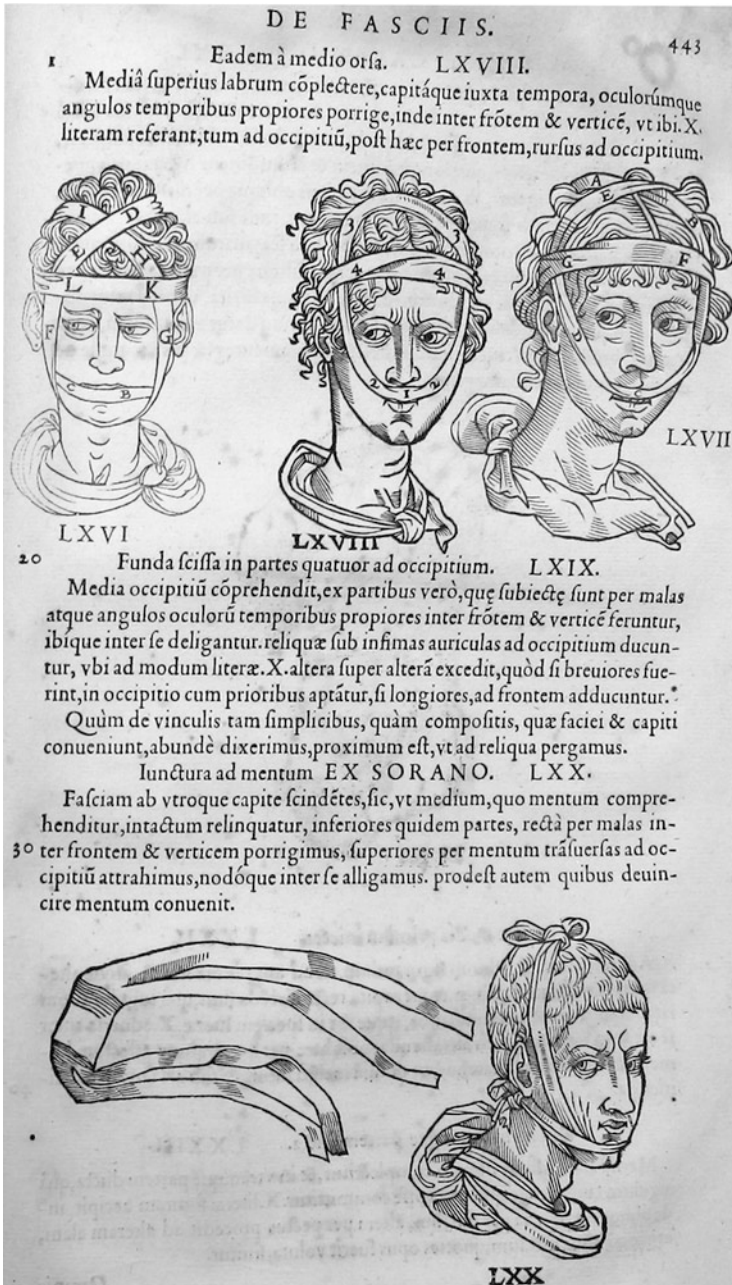


Fig. 34.33 Guidi, Guido <il vecchio> ca. 1500–1569. *Chirurgia è Graeco in Latinum conuersa*, Vido Vidio Florentino interprete, cum nonnullis eiusdem Vidij commentarijs. ... Lucetiae [] Parisiorum : excudebat Petrus Galterius, pridie Calendas Maij [30 IV] 1544. Courtesy of historical section of the “Vincenzo Pinali” Medical Library of the University of Padova

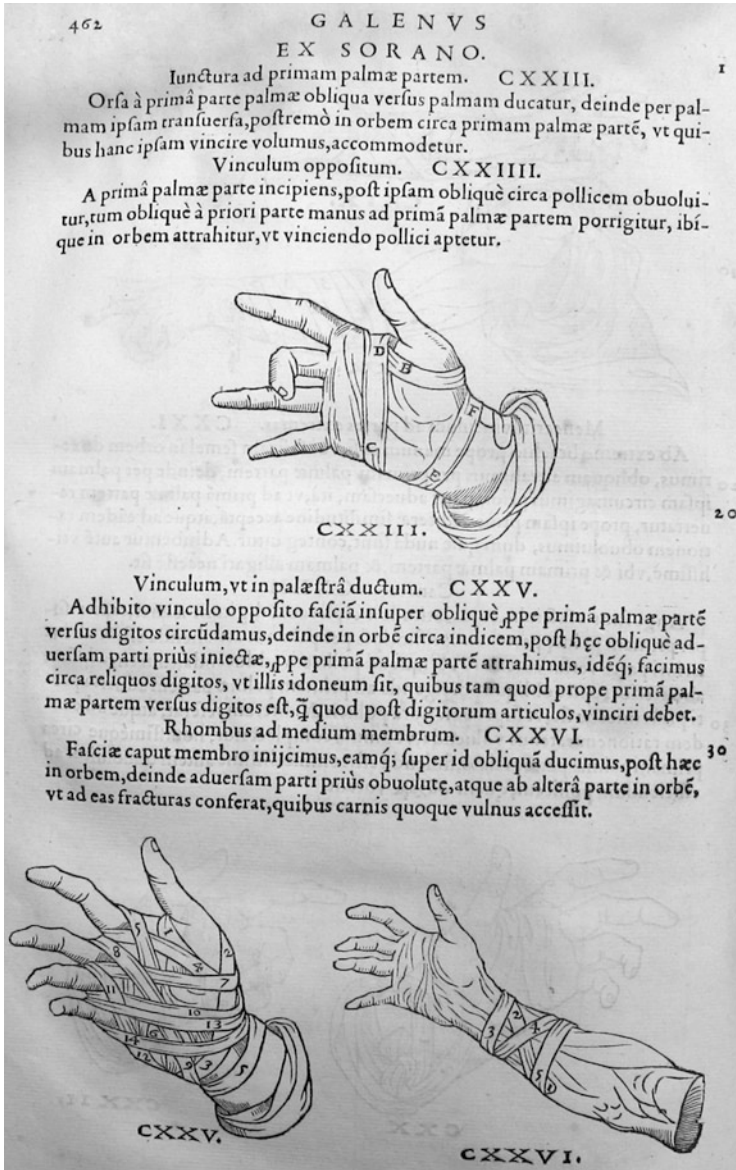


Fig. 34.34 Guidi, Guido <il vecchio> ca. 1500–1569. Chirurgia è Graeco in Latinum conuersa, Vido Vidio Florentino interprete, cum nonnullis eiusdem Vidij commentarijs. ... Lucetiae [] Parisiorum : excudebat Petrus Galterius, pridie Calendas Maij [30 IV] 1544. Courtesy of historical section of the “Vincenzo Pinali” Medical Library of the University of Padova



Fig. 34.35 Guidi, Guido <il vecchio> ca. 1500–1569. *Chirurgia è Graeco in Latinum conuersa*, Vido Vidio Florentino interprete, cum nonnullis eiusdem Vidij commentarijs. ... Lucetiae [] Parisiorum : excudebat Petrus Galterius, pridie Calendas Maij [30 IV] 1544. Courtesy of historical section of the “Vincenzo Pinali” Medical Library of the University of Padova

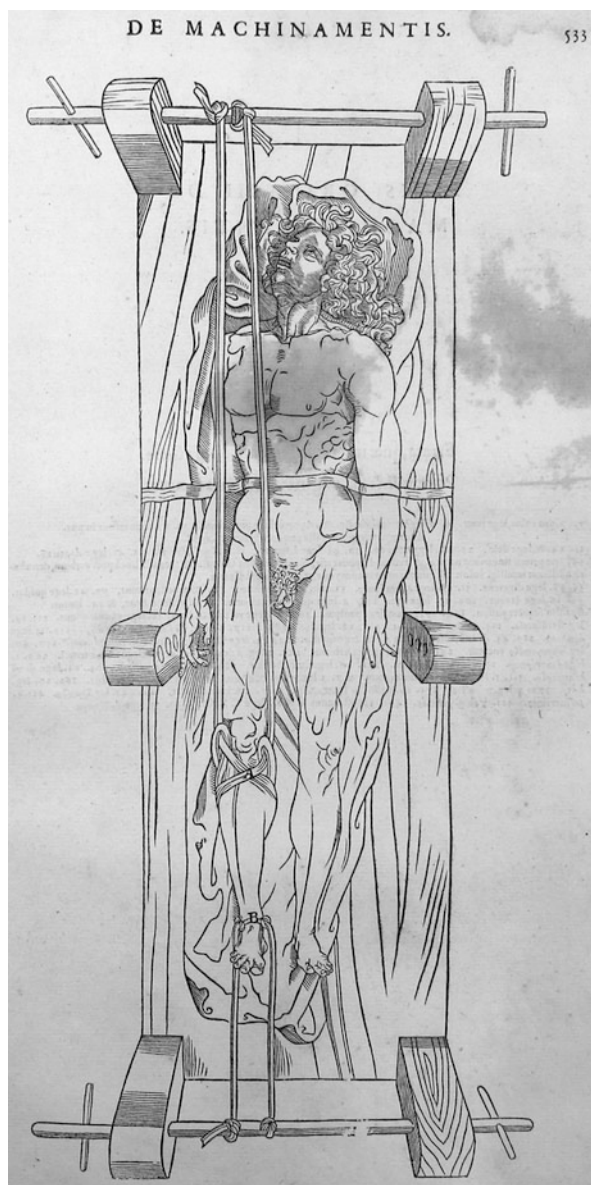


Fig. 34.36 Guidi, Guido <il vecchio> ca. 1500–1569. *Chirurgia è Graeco in Latinum conuersa, Vido Vidio Florentino interprete, cum nonnullis eiusdem Vidij commentarijs. ... Lucetiae [] Parisiorum : excudebat Petrus Galterius, pridie Calendas Maij [30 IV] 1544.* Courtesy of historical section of the “Vincenzo Pinali” Medical Library of the University of Padova



Fig. 34.37 Guidi, Guido <il vecchio> ca. 1500–1569. *Chirurgia è Graeco in Latinum conuersa, Vido Vido Florentino interprete, cum nonnullis eiusdem Vidij commentarijs. ... Lucetiae [] Parisiorum : excudebat Petrus Galterius, pridie Calendas Maij [30 IV] 1544.* Courtesy of historical section of the “Vincenzo Pinali” Medical Library of the University of Padova



Fig. 34.38 Guidi, Guido <il vecchio> ca. 1500–1569. *Chirurgia è Graeco in Latinum conuersa, Vido Vidio Florentino interprete, cum nonnullis eiusdem Vidij commentarijs. ... Lucetiae [] Parisiorum : excudebat Petrus Galterius, pridie Calendas Maij [30 IV] 1544.* Courtesy of historical section of the “Vincenzo Pinali” Medical Library of the University of Padova



Fig. 34.39 Guidi, Guido <il vecchio> ca. 1500–1569. *Chirurgia è Graeco in Latinum conuersa, Vido Vido Florentino interprete, cum nonnullis eiusdem Vidij commentarijs. ... Lucetiae [] Parisiorum : excudebat Petrus Galterius, pridie Calendas Maij [30 IV] 1544.* Courtesy of historical section of the “Vincenzo Pinali” Medical Library of the University of Padova

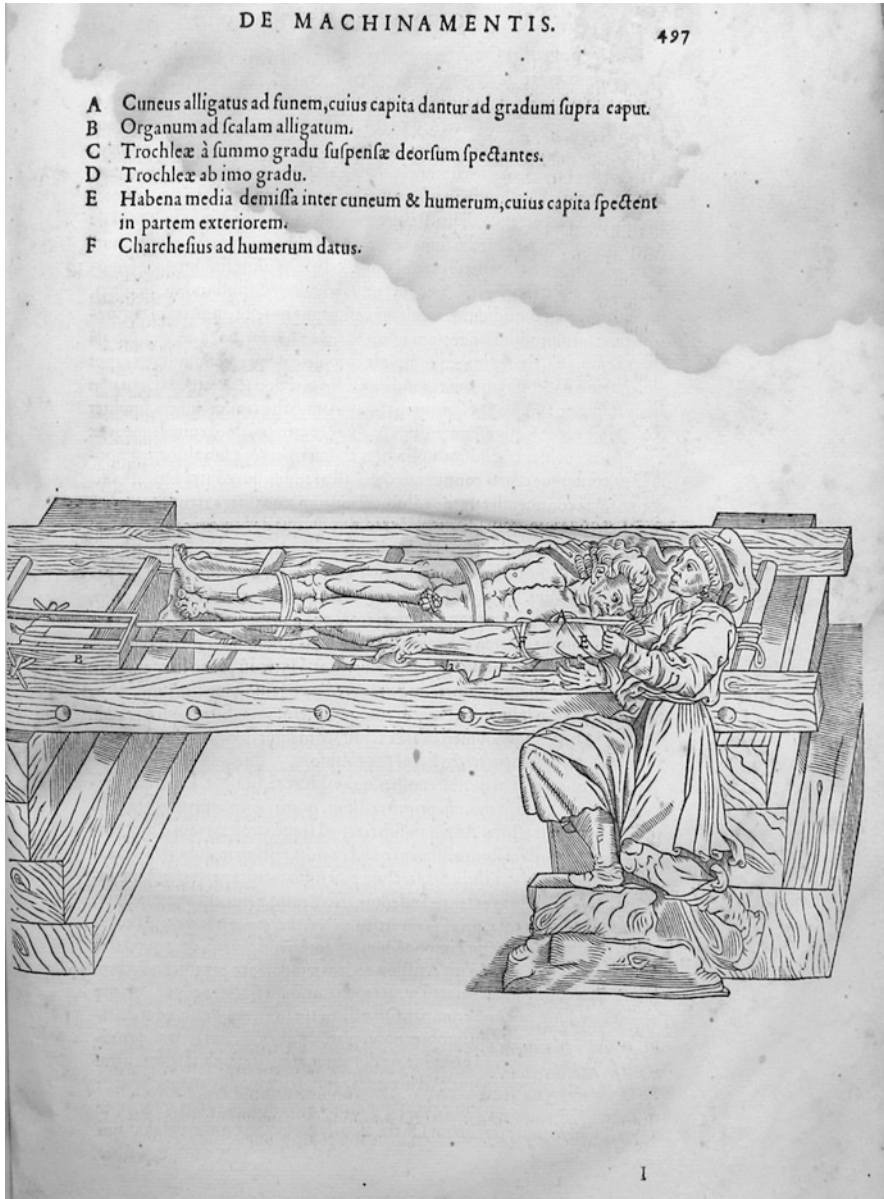


Fig. 34.40 Guidi, Guido <il vecchio> ca. 1500–1569. *Chirurgia è Graeco in Latinum conuersa, Vido Vidio Florentino interprete, cum nonnullis eiusdem Vidij commentarijs. ... Lucetiae [] Parisiorum : excudebat Petrus Galterius, pridie Calendas Maij [30 IV] 1544.* Courtesy of historical section of the “Vincenzo Pinali” Medical Library of the University of Padova

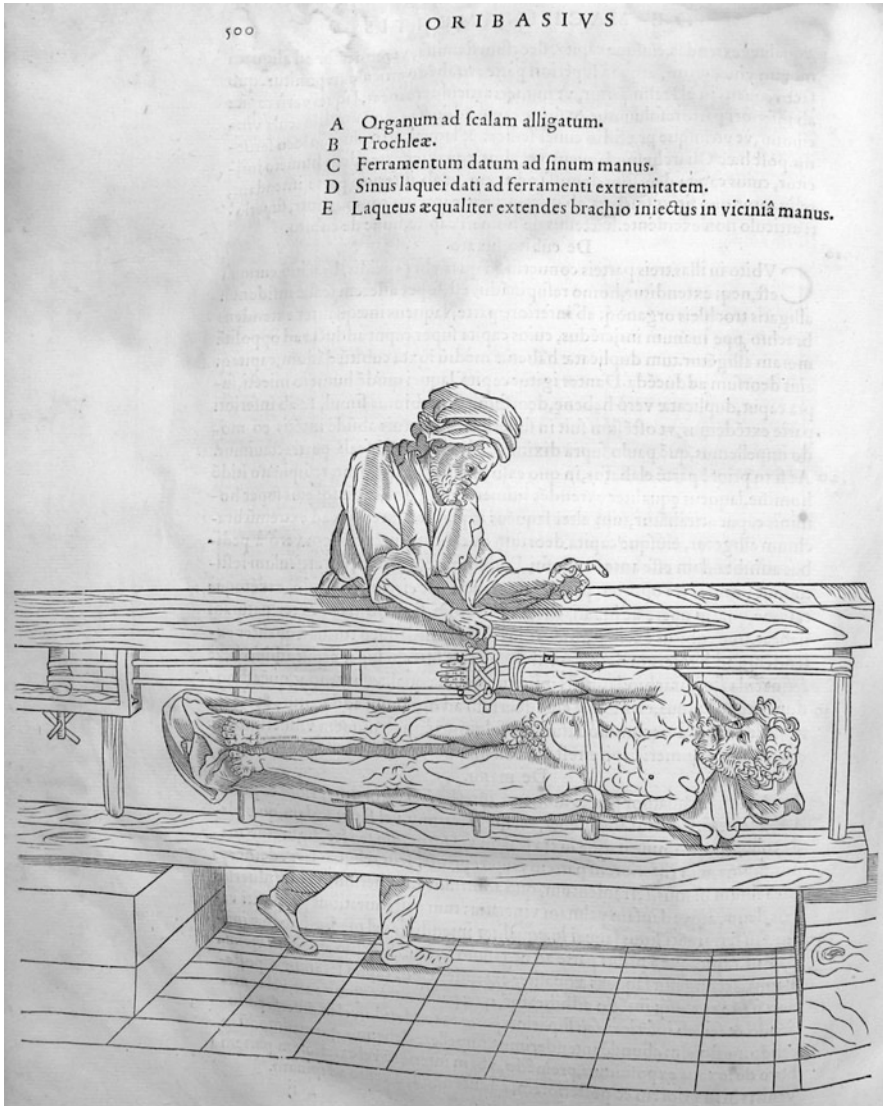


Fig. 34.41 Guidi, Guido <il vecchio> ca. 1500–1569. *Chirurgia è Graeco in Latinum conuersa, Vido Vidio Florentino interprete, cum nonnullis eiusdem Vidij commentarijs. . . .* Lucetiae [] Parisiorum : excudebat Petrus Galterius, pridie Calendas Maij [30 IV] 1544. Courtesy of historical section of the “Vincenzo Pinali” Medical Library of the University of Padova

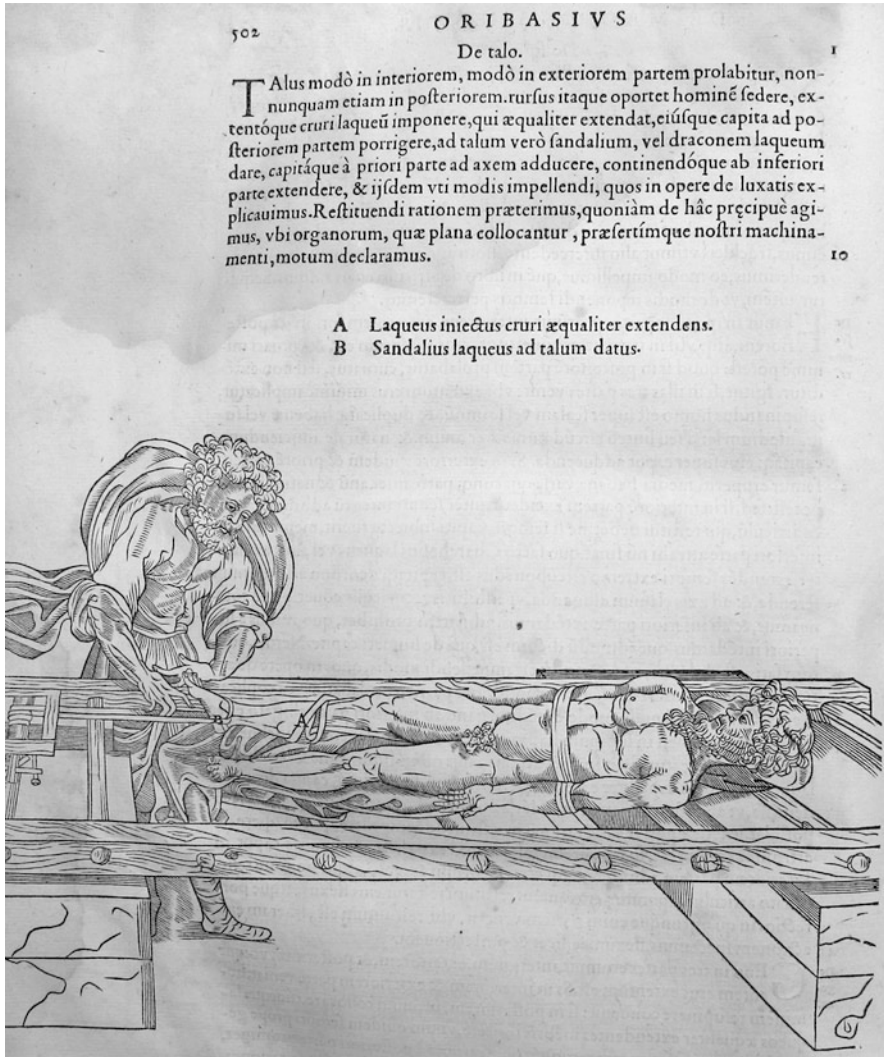


Fig. 34.42 Guidi, Guido <il vecchio> ca. 1500–1569. Chirurgia è Graeco in Latinum conuersa, Vido Vidio Florentino interprete, cum nonnullis eiusdem Vidij commentarijs. ... Lucetiae [] Parisiorum : excudebat Petrus Galterius, pridie Calendas Maij [30 IV] 1544. Courtesy of historical section of the “Vincenzo Pinali” Medical Library of the University of Padova

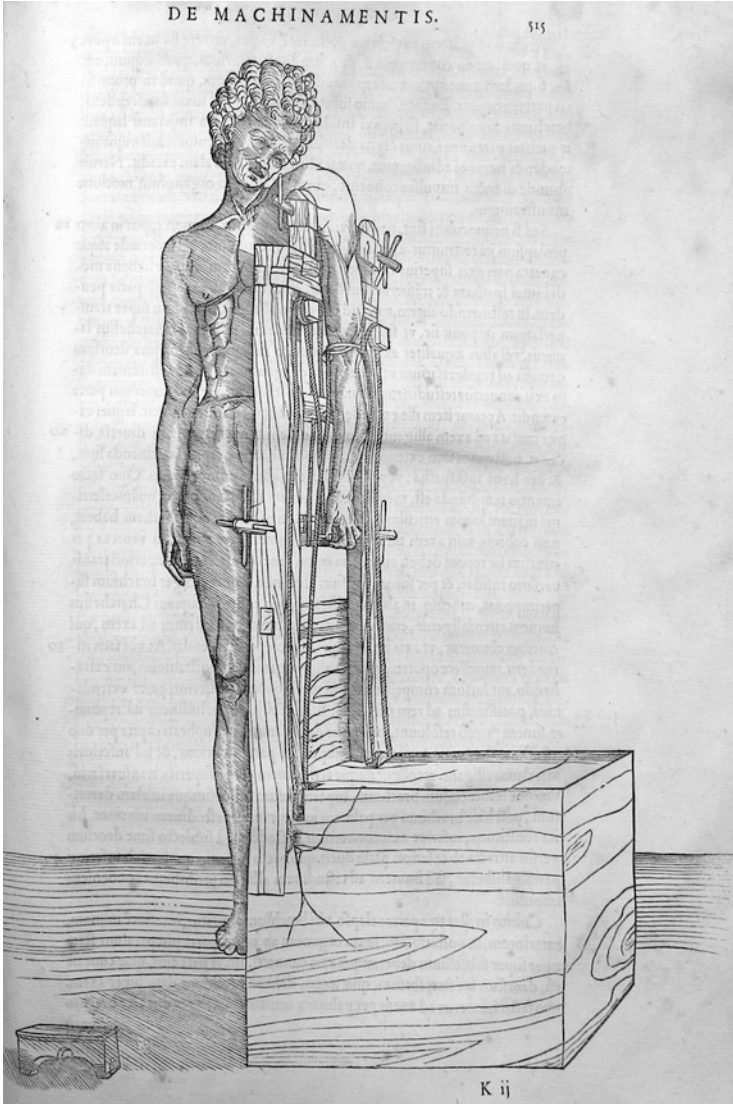


Fig. 34.43 Guidi, Guido <il vecchio> ca. 1500–1569. *Chirurgia è Graeco in Latinum conuersa, Vido Vidio Florentino interprete, cum nonnullis eiusdem Vidij commentarijs. . . . Lucetiae [Parisiorum : excudebat Petrus Galterius, pridie Calendas Maij [30 IV] 1544. Courtesy of historical section of the “Vincenzo Pinali” Medical Library of the University of Padova*

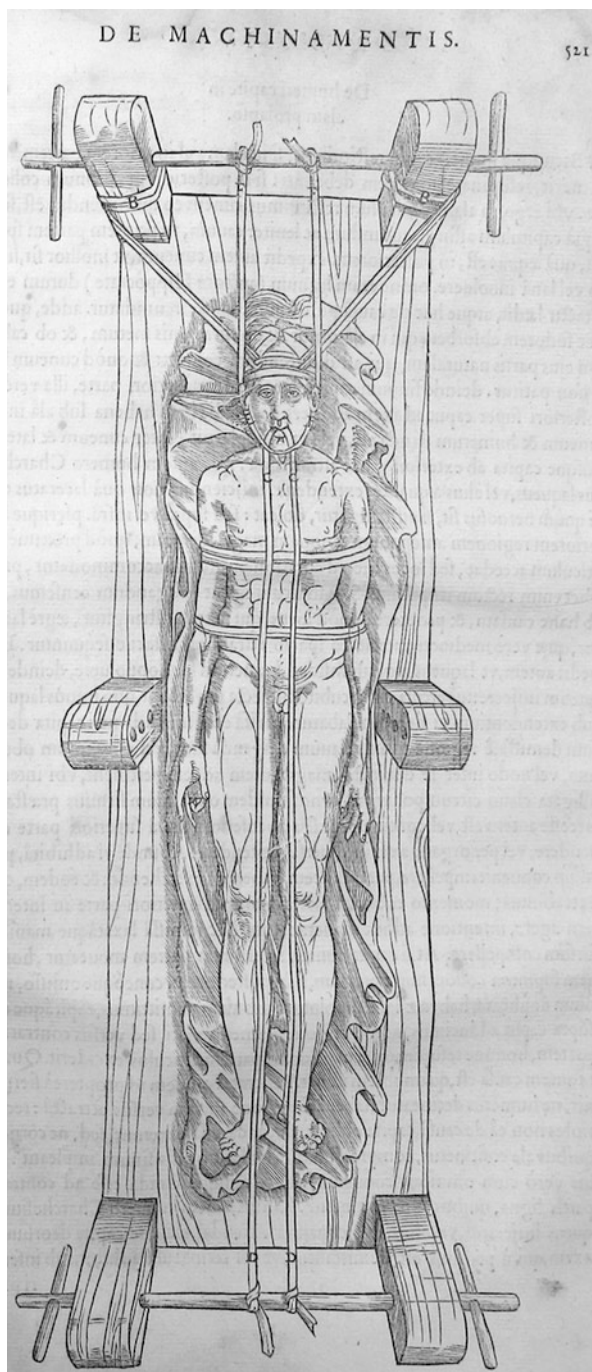


Fig. 34.44 Guidi, Guido <il vecchio> ca. 1500–1569. *Chirurgia è Graeco in Latinum conuersa, Vido Vidio Florentino interprete, cum nonnullis eiusdem Vidij commentarijs. ... Lucetiae [] Parisiorum : excudebat Petrus Galterius, pridie Calendas Maij [30 IV] 1544.* Courtesy of historical section of the “Vincenzo Pinali” Medical Library of the University of Padova



Fig. 34.45 Guidi, Guido <il vecchio> ca. 1500–1569. *Chirurgia è Graeco in Latinum conuersa, Vido Vido Florentino interprete, cum nonnullis eiusdem Vidij commentarijs. ... Lucetiae [Parisiorum] : excudebat Petrus Galterius, pridie Calendas Maij [30 IV] 1544.* Courtesy of historical section of the “Vincenzo Pinelli” Medical Library of the University of Padova




Fig. 34.46 Guidi, Guido <il vecchio> ca. 1500–1569. *Chirurgia è Graeco in Latinum conuersa, Vido Vidio Florentino interprete, cum nonnullis eiusdem Vidij commentarijs. ... Lucetiae [] Parisiorum : excudebat Petrus Galterius, pridie Calendas Maij [30 IV] 1544.* Courtesy of historical section of the “Vincenzo Pinali” Medical Library of the University of Padova

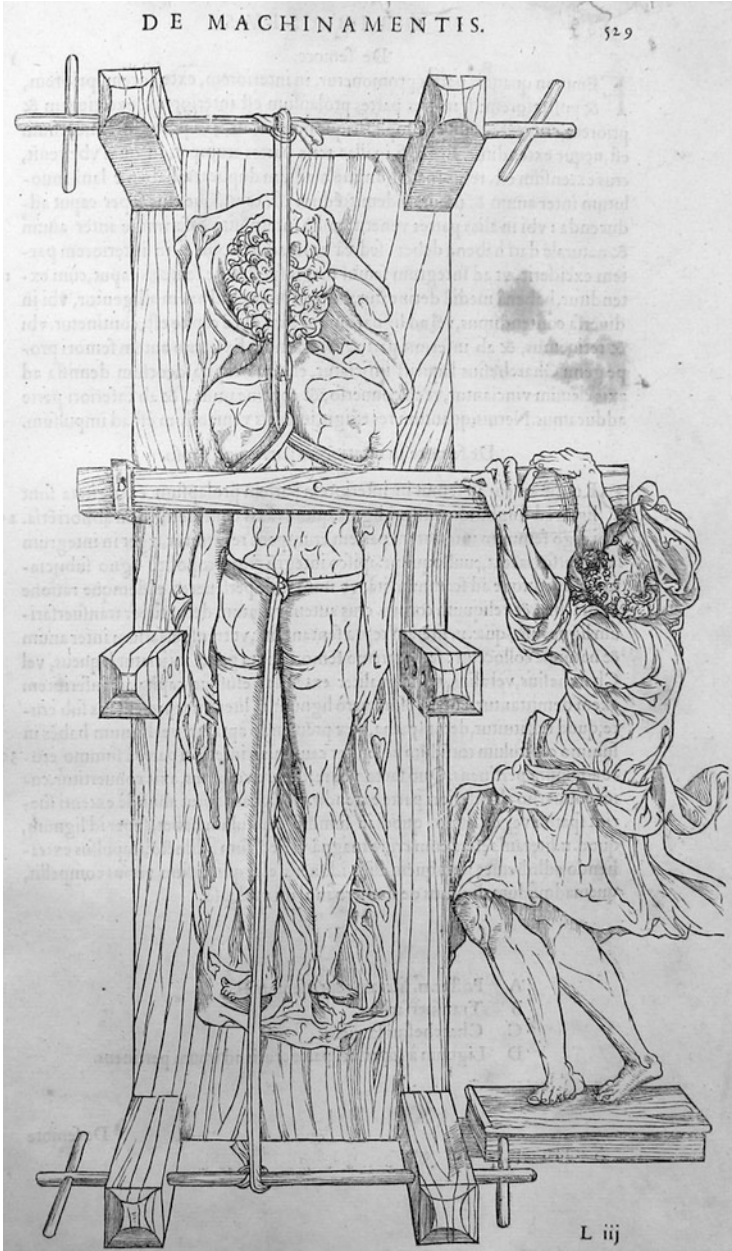


Fig. 34.47 Guidi, Guido <il vecchio> ca. 1500–1569. *Chirurgia è Graeco in Latinum conuersa, Vido Vido Florentino interprete, cum nonnullis eiusdem Vidij commentarijs. ... Lucetiae [] Parisiorum : excudebat Petrus Galterius, pridie Calendas Maij [30 IV] 1544.* Courtesy of historical section of the “Vincenzo Pinali” Medical Library of the University of Padova




Fig. 34.48 Guidi, Guido <il vecchio> ca. 1500–1569. *Chirurgia è Graeco in Latinum conuersa, Vido Vidio Florentino interprete, cum nonnullis eiusdem Vidij commentarijs. ... Lucetiae [Parisiorum : excudebat Petrus Galterius, pridie Calendas Maij [30 IV] 1544.* Courtesy of historical section of the “Vincenzo Pinali” Medical Library of the University of Padova