

Live, Personal Data Integration Through UI-Oriented Computing

Florian Daniel^(✉)

University of Trento, Via Sommarive 9, I-38123 Povo, TN, Italy
daniel@disi.unitn.it

Abstract. This paper proposes a new perspective on the problem of data integration on the Web: the one of the Surface Web. It introduces the concept of UI-oriented computing as a computing paradigm whose core ingredient are the user interfaces that build up the Surface Web, and shows how a sensible mapping of data integration tasks to user interface elements and user interactions is able to cope with data integration scenarios that so far have only been conceived for the Deep Web with its APIs and Web services. The described approach provides a novel conceptual and technological framework for practices, such as the integration of data APIs/services and the extraction of content from Web pages, that are common practice but still not adequately supported. The approach targets both programmers and users alike and comes as an extensible, open-source browser extension.

Keywords: Data integration · UI-oriented computing · Mashups

1 Introduction

Data integration is the problem of “combining data residing at different sources, and providing the user with a unified view of these data” [12]. The traditional focus of data integration has been on databases, most notably relational databases, and on the problem of (re)writing queries over integrated views. With the advent of the World Wide Web, which as a matter of fact is a worldwide database, the focus has shifted toward the Web and data whose formats range from well structured (e.g., relational databases) to semi-structured (e.g., XML data) to unstructured (e.g., data inside Web pages) [3].

The most notable technologies today to publish and access these kinds of data over the Web are SOAP/WSDL Web services [1], RESTful Web services [10], RSS/Atom feeds, or static XML/JSON/CSV resources. Alternatively, data may be rendered in and scraped from HTML Web pages, for example, using tools like Dapper (<http://open.dapper.net>) or similar that publish extracted content again via any of the previous technologies.

All these technologies (except the Web pages) are oriented toward programmers, and understanding the underlying abstractions and usage conventions requires significant software development expertise. This makes data integration

a prerogative of skilled programmers, turns it into a complex and time-consuming task (even for small integration scenarios), and prevents less skilled users from getting the best value out of the data available on the Web.

Namoun et al. [13] studied the domain of end-user development (EUD) with a specific focus on the Web and Web services. Their findings clearly show that people without programming skills simply don't know what services or data formats are and that they lack the necessary understanding of how software is developed. What they know is how to operate user interfaces (UIs). These findings confirm our own experience with the development of mashups, mashup tools, and EUD, where we tried to simplify the use of services, data sources, UI widgets, and similar: insisting on abstracting APIs or services that were invented for programmers does not mitigate enough the identified conceptual gap.

However, these findings also inspire a new perspective on the problem of integration on the Web, that of the Surface Web, and a novel computing paradigm that we call *UI-oriented computing* (UIC). The underlying observation is that on the Web almost everything that can be done via APIs, Web services and similar (the Deep Web) can also be done via the UIs of the respective Web applications. For instance, we are all accustomed to book our trips to conferences, including train tickets, hotel reservations, flight tickets and car rentals, without having to issue Web service calls ourselves and, hence, abandon the Surface Web. All functionalities we need are available through the UIs of the applications.

The *research question* UIC poses is thus if and, if yes, which of the conventional Web engineering tasks can be achieved if we start from the UIs of applications, instead of from their APIs or services. In our prior work [7], we already investigated how to turn UIs into programmable artifacts and introduced the idea of *interactive APIs* (iAPIs), that is, APIs users can interact with via suitable UIs. In this paper, we focus on the case of data integration following the UIC paradigm and show that the benefits that can be achieved are not only for users but also for programmers. Concretely, this paper makes the following contributions to the state of the art:

- A *conceptual model* for UI-oriented data integration;
- A *microformat* for HTML able to turn UIs into interactive APIs;
- The implementation of a *runtime middleware* for UI-oriented computing applications;
- The implementation of design time support for UI-oriented computing for both programmers (a *UIC JavaScript library*) and common users (an *interactive, visual editor*); and
- A *case study* of UI-oriented data integration in practice, demonstrating the philosophy and viability of the approach.

Next, we describe the scenario we have in mind, we identify its requirements and outline how we approach the design of a UI-oriented computing paradigm for the specific instance of data integration. We introduce the microformat for iAPIs, their runtime and design time support, and apply the UI-oriented computing paradigm to the example scenario. Then we compare the proposed paradigm with the state of the art and discuss benefits, limitations and future work.

2 Scenario and Approach

Let's imagine we would like to integrate the publications by two different authors into one list of publications, for example, to assemble a research group's publications starting from the individual group members' personal websites. Both source lists of publications are published via regular HTML Web pages and rendered as tables, itemized or numbered lists, or paragraphs. In order to group publications into topics, we would also like to filter publications based on given keywords (e.g., "iAPI") and eliminate possible duplicates if the two authors published a paper together. Eventually, we would like to be able to embed the integrated list of publications into the group's website in a permanent, yet dynamically updated fashion. That is, we do not want to extract and statically store the list of publications, but we would like the integrated list to dynamically fetch and integrate data on the fly each time we access the group's website.

Implementing the described scenario by starting from the UIs of the source pages is not possible with the current state of the art: integrating data on the Web still means either writing code to extract content from Web pages (which we want to prevent) or writing code to interact with Web services or APIs (which we do not have). UIs are still only interfaces toward applications and do not provide users with fine-grained access to backend APIs or services.

2.1 Assumptions

The *assumptions* to approach the scenario from a UI perspective are that (i) all data we are interested in are rendered inside common Web pages (at least part thereof), (ii) pages are encoded in HTML and rendered inside a Web browser, (iii) the developers integrating data are either programmers or users, and (iv) we do not want to directly manipulate any API or Web service of the Deep Web.

2.2 Requirements

The core requirements for a data integration paradigm based on UIs and UI interactions only can thus be summarized as follows:

- *Infrastructure requirements*
 1. UI elements, such as tables, lists, paragraphs and similar, must be turned into artifacts that can be programmed to enable data reuse.
 2. A suitable runtime environment is needed to execute programs.
 3. A UI-oriented computing middleware is needed to manage network communications among UI elements distributed over different applications.
- *User requirements*
 4. UI constructs and usage conventions are needed to enable the user to express data integration operations, such as data access, formatting, unions and similar via UI elements.
 5. Since users are not able to modify the source of pages, a persistent storage of UI-oriented data integration logics for repeated execution is needed.

– *Programmer requirements*

6. Programmers must be enabled to programmatically integrate data starting from the abstractions of requirement 1.
7. Programmers that have full access to the source of their Web pages may want to embed their integration logic directly into their pages.

2.3 Approach

In line with the UI orientation pushed forward in this paper, the approach to satisfy these requirements proposes a new kind of “abstraction”: no abstraction. The intuition is to turn UI elements into interactive artifacts that, besides their primary purpose in the page (e.g., rendering data), also serve to access a set of operations that can be performed on the artifacts (e.g., reusing data). Operations can be enacted either interactively, for example, by pointing and clicking elements, choosing options, dragging and dropping them, and similar – all interaction modalities that are native to UIs – or programmatically.

A first version of the necessary technology we have already introduced in [7], i.e., *interactive APIs* (requirement R1); we refine them in this paper and equip them with the necessary runtime support. iAPIs come as a binomial of a *microformat* for the annotation of HTML elements with data structures and operations and a *UIC engine* able to interpret the annotations and to run UI-oriented data integrations (R2). The engine is implemented as a browser extension. A dedicated *iAPI editor* injects into the page *graphical controls* that allow the user to specify data integration logics interactively (R4). The UIC engine maps them to a set of iAPI-specific *JavaScript functions* implementing the respective runtime support. The library of JavaScript functions can also be programmed directly by programmers (R6), without the need for interacting with UI elements. To users, the UI elements act as proxies toward the features of the library. A UI-oriented computing *middleware* (R3) complements the library; both are part of the browser plug-in. It takes care of setting up communications among integrated applications (e.g., to load data dynamically from third-party pages) and of storing interactively defined integration logics in the browser’s *local storage* (R5). Programmers with access to the source code of a page can inject their JavaScript code directly into it (R7).

3 Publishing Data

In principle, each type of content accessible via the Surface Web can be extracted and reused as is for the development of new, composite applications. In practice, there are however several limitations to this approach, which makes content extraction not robust if not properly supported by the providers of the data. For instance, HTML has been invented to describe documents with content, layout and styles and less for the description of data. As a consequence, data structures are not always clearly identifiable from the HTML markup of a page, for example, because inconsistent markup elements are used for similar data structures.

That is, HTML markup may be ambiguous when it comes to understanding data structures. Next, the layout and style of applications typically evolve over time, e.g., to stick to changing tastes of their users. Some modifications do not affect the structure of the HTML markup and, hence, do not affect possible data extraction logics; other modifications however alter the HTML markup and extraction methods may fail to adapt. Finally, big datasets may be published either inside one page using the vertical extension of the page or they may be paginated, that is, split over multiple pages interlinked by data navigation controls. Data spread over multiple pages is again hard to extract.

A UI-oriented approach to publishing data must take these issues into account and devise a technique that allows the provider of the data to describe and advertise available data sources and the consumer to rely on a robust interface toward them, so as to be able to build dependable software on top of it. The solution we propose in this paper is equipping the HTML markup of pages with suitable *annotations* that (i) identify interactive APIs inside Web pages, (ii) guide the access to data, and (iii) act as a contract between provider and consumer.

3.1 Identifying Data Sources

Data on the Web are structured into Web pages and rendered by the browser using a variety of different visualization elements in function of the data structures to be rendered: tables, itemized or enumerated lists, paragraphs, `div` elements, or similar can all be seen as proxies toward the data they render. Which exact elements inside a page in fact do provide access to reusable data can be identified by suitably annotating them. For instance, the following code fragment identifies a table as an iAPI (`h-iapi`) that provides access to data that can be *extracted* from the page, specifically a dataset of publications (`e-data:Publications`):

```
<table id="1" class="h-iapi e-data:Publications"> ... </table>
```

The annotation follows the conventions of the *microformats 2* proposal (<http://microformats.org/wiki/microformats2>). The convention is based on CSS class names and makes use of prefixes to facilitate the implementation of parsers. Specifically, the prefixes used in the proposed iAPI microformat are (Table 1 summarizes the instructions used in this paper and introduced in the following): `h-*` for the root classname that identifies the microformat, `e-*` for elements to be parsed as HTML, `p-*` for text properties, and `u-*` for URLs.

The previous annotation of the table did not provide any link to external resources. This means the data published through the iAPI can be extracted from the HTML markup. If the provider of the data in addition wants to link the table with an *external data source*, such as an RSS feed, a JSON file, or a RESTful or SOAP/WSDL Web service, this can be done by adding a `u-json`, `u-rss` or `u-xml` instruction as shown in the following code lines:

```
<table id="1" class="h-iapi e-data:Publications u-json:http://source">
... </table>
```

Table 1. Summary of the microformat instructions to annotate data source iAPIs

Instruction	Description
<code>h-iapi</code>	Qualifies the annotated HTML element as iAPI
<code>e-data:label</code>	Qualifies the iAPI as data source; <code>label</code> is a human-readable description
<code>e-item:label</code>	Identifies data items inside a feed of data; <code>label</code> names items
<code>p-attr:label</code>	Structures data items into attributes; <code>label</code> names attributes
<code>h-card</code>	Identifies the h-card microformat (http://microformats.org/wiki/h-card)
<code>u-json:url</code>	Identifies a JSON data source; <code>url</code> specifies the URL of the source
<code>u-rss:url</code>	Identifies an RSS data source; <code>url</code> specifies the URL of the source
<code>u-xml:url</code>	Identifies an XML data source; <code>url</code> specifies the URL of the source
<code>e-item:label:key</code>	Identifies data items inside an external data source; <code>label</code> gives a name to data items; <code>key</code> tells how to identify the item in the data source
<code>p-attr:label:key</code>	Structures data items into attributes; <code>label</code> gives names to data attributes; <code>key</code> tells how to identify the attribute in the data source

If no external link is provided, data is mandatorily extracted from the HTML markup. If an external link is provided, data can either be extracted from the markup or fetched from the linked resource. The external resource is particularly helpful when data are paginated, and it would not be possible to extract the complete dataset from one page. In this case, the external resource can provide direct access to the full dataset with one single query.

3.2 Describing Data Structures

The structure of rendered data is typically not evident on the Web. Some HTML elements are self-evident, such as tables, which have attributes (columns) and items (rows), while others are less able to express structural information, such as lists, paragraphs, `div` elements or plain text. Supporting the reuse of data therefore means equipping standard HTML elements with additional semantics that express the necessary structural information. Again, this can be achieved with sensible annotations of the HTML markup.

There are two ways to annotate iAPIs, in order to describe data structures: If data already comply with any of the microformats proposed by microformats.org, such as `h-adr` for addresses or `h-card` for business cards, the respective microformat can be used. If instead a custom data structure is needed, it is possible to annotate the iAPI with iAPI-specific instructions.

A data iAPI based on a *microformat* is annotated as shown in the following for the case of an `h-card`:

```
<div id="1" class="h-iapi e-data:Contact h-card">
  <span class="p-name">Florian Daniel</span>
  <span class="p-org">University of Trento</span>
</div>
```

The instruction `h-iapi` qualifies the `div` as iAPI, `e-data:Contact` tells that the data published by the iAPI is a contact, while the instruction `h-card` is the standard annotation of the h-card microformat, which proposes a set of pre-defined instructions, e.g., `p-name` and `p-org`, to identify the name and the organization of the contact, respectively.

A data iAPI that uses a *custom data format* can be described as follows:

```

<table id="1" class="h-iapi e-data:Publications">
  <tr class="e-item:Publication">
    <td class="p-attr:Authors">F. Daniel and A. Furlan</td>
    <td class="p-attr:Title">The Interactive API (iAPI)</td>
    <td class="p-attr:Event">ComposableWeb 2013</td>
  </tr>
  ... </table>

```

The annotation of the root node of the iAPI is as before. The instruction `e-item:label` marks up data items of type `label` (Publication), while `p-attr:label` structures items into attributes of type `label` (Author, Title, Event).

If the data iAPI provides access to an *external data source*, it is generally not possible to derive the structure of the external data from the structure of the HTML elements inside the iAPI. In fact, it is not only necessary to describe the structure of the data, but also to specify how to identify the structure inside the external data source. The following code provides an example of how to annotated a JSON resource:

```

<table id="1" class="h-iapi e-data:Publications u-json:http://source
  e-item:Publication:pubs
  p-attr:Author:auth
  p-attr:Title:title
  p-attr:Event:event">
  ... </table>

```

The instructions `e-item:label:key` and `p-attr:label:key` define data items and their attributes (Publication and Author, Title, Event) and how to identify them inside the data source using a `key` that can be looked up (pubs, auth, title, event). If no keys are defined for the data items, per default a flat structure of the data source is assumed: an array of structured items. That is, each first-level entry of the data source (be it JSON, RSS or XML) is interpreted as a data item, and the second-level entries are interpreted as attributes.

It is important to note that the described approach to annotate data focuses on two aspects of the data: structure (the nesting of elements) and meaning (the human-readable labels). For simplicity, the proposed microformat does not yet feature *data types*, such as date, integer, string, or similar. This has as a consequence that all data fields are interpreted as strings. The micorformat does not provide for machine-readable semantics either, e.g., using Semantic Web standards like RDF (<http://www.w3.org/RDF/>) or RDFa (<http://www.w3.org/TR/xhtml-rdfa-primer/>). The current target are humans.

4 Integrating Data

Expressing a data integration logic is usually achieved by coding the logic in some programming language equipped with constructs that enable fetching data, storing them in variables, modifying data structures, and so on. Starting from UIs, the constructs we have are, however, *UI elements* like tables or lists (identified

by the iAPI annotations), *user interactions* like clicking, selecting, dragging and dropping, and *input forms* that can be used to ask for user inputs needed to configure the integration logic. In this section, we show how we use these UI constructs to enable an interactive, visual data integration paradigm. Then, we explain the functions of the underlying code library that (i) enables programmers to code UI-oriented data integrations and (ii) serves as target language to map the UI-oriented data integration logic into an executable format.

4.1 Interactive, Visual Data Integration

Following a UI-oriented perspective, we do not want to deal with technical aspects (the *how*); instead, we want to concentrate our focus on *what* we want to achieve. For instance, given a source page with a dataset x that we want to reuse and a target page that contains an empty table y , the problem is rather how to specify interactively that we want to “reuse the data of table/list x in the source page inside table y of the target page.” That is, we want to express the data integration logic declaratively, without having to specify how this logic is executed.

In this respect, it is important to note that there does not exist one single correct mapping of data integration operations to UI constructs. Specifying that one wants to reuse a given dataset found inside a Web page can be done by filling a form with the necessary details, drawing a table and linking it to the dataset, copying and pasting the table from the source page to the target page, etc. All of these modalities may be suitable metaphors. Which one is best (if any) is an HCI question that is out of the scope of this paper.

Accessing Data. The first step toward the integration of different data sources is accessing and loading data. Given the types of data iAPIs described earlier, accessing data means either extracting data from the markup of annotated Web pages or fetching data from a JSON, RSS or XML resource. Loading the data then means visualizing them somehow inside a new page (the target page) – note that in a UI-oriented paradigm the “memory” is the UI space, in that what is not visible is not available for interaction and manipulation.

The mapping of the data access operation we propose in this paper is illustrated in Figure 1(a): a *drag and drop* user interaction of the identified dataset from the source page to the target page, more specifically from a source iAPI to a target iAPI. Dragging and dropping is a commonly used technique in modern software systems to copy or move objects or content. The assumption is that iAPIs inside a page are made visible to users via the graphical controls that allow the users to interact with the iAPIs.

Selecting, Projecting, Ordering Data. Once data are loaded into the target page, these can be manipulated by the user. The basic operations in this respect are selection and projection, the former specifying which characteristics data items should satisfy in order for them to be included, the latter specifying which attributes of the items should be included.

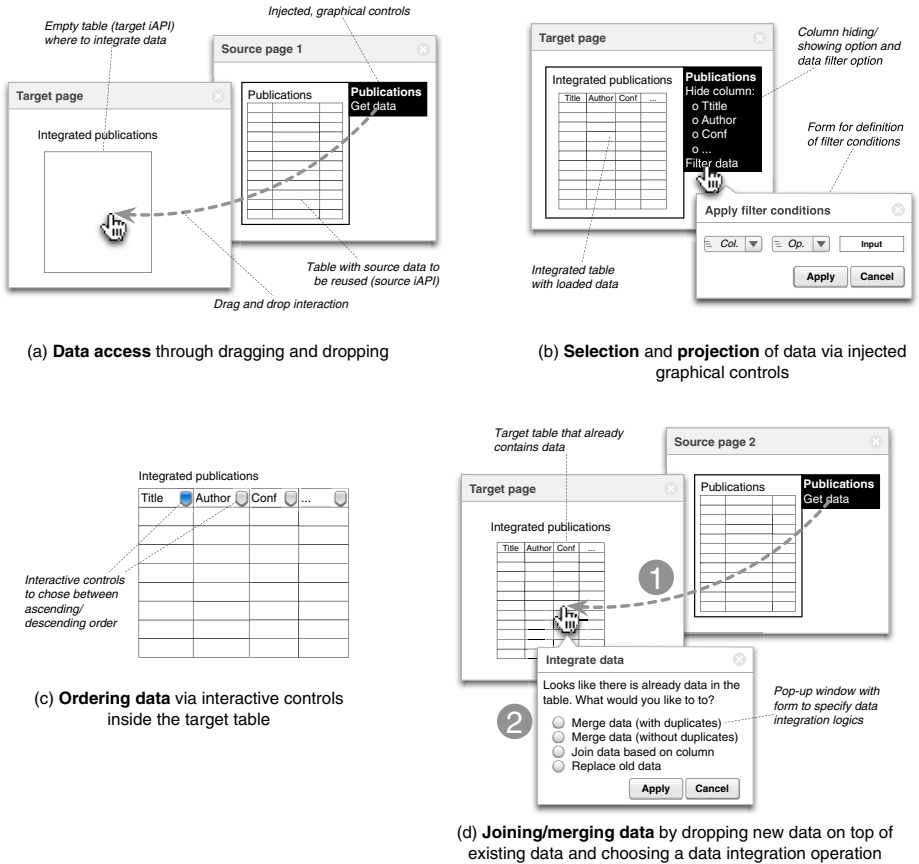


Fig. 1. Basic data integration operations mapped to UI elements and user interactions

One way of mapping these operations to UI constructs is illustrated in Figure 1(b): a *pop-up window* and an *input form* for the specification of filter conditions (selection) and *checkboxes* for hiding/showing attributes (projection). Both features are accessible via the graphical controls injected into the iAPI rendering the data fetched from the source page.

The order of data (typically ascending vs. descending vs. no order) can also be specified via suitable graphical controls. The typical solution to express the order of data in a table today is adding *order icons* to the heading of the table, such as illustrated in Figure 1(c). The order of data rendered using other visualizations, such as lists or simple paragraphs, can be specified by injecting similar icons when highlighted or via suitable entries in the respective iAPI's context menu.

Joining and Merging Data. Finally, the key to integration is bringing together different data sources. This means either joining or merging data (union), the latter with or without keeping possible duplicates in the integrated dataset.

Mapping these two operations into UI concepts asks for a whole process of user interactions, not only for a single one. For instance, Figure 1(d) illustrates the interpretation implemented in this paper: given a target page with an iAPI that already contains data fetched from one data source, *dragging and dropping* another data source on it allows the user to integrate the datasets of the two sources. Upon dropping the second source on the first, a *pop-up window* asks the user, given that there are already data rendered in the target iAPI, which operation he wants to perform among merging data with/without duplicates, joining data on a given attribute (column), or replacing the former data with the new one.

4.2 Programmatic Data Integration

The previous UI-oriented data integration operations leverage on a library of pre-defined, *UI-oriented programming abstractions* for their internal implementation. The abstractions come in the form of a dedicated *JavaScript module* called `iapi` and consist in a set of functions that provide programmatic access to UI-oriented abstractions. The choice of JavaScript comes with two key benefits: (i) it makes the data processing logic instantly executable inside the browser without requiring any additional runtime support, and (ii) it provides programmers with powerful programming abstractions based on standard Web technologies that can easily be integrated into existing Web development projects.

The library internally adopts a *canonical data format* for all data loaded from remote and processed inside the target page. The canonical format represents all data as objects that store either *key-value pairs* or *arrays* of key-value pairs. Each value can again be a key-value pair or an array of key-value pairs, and so on. The keys serve as identifiers of data items or attributes, the values are the actual data.

The functions of the library for UI-oriented data integration are (we discuss the details of how to visualize data in the next section):

- `iapi.fetchData(URL,id,callback(result))`: loads data from iAPI `id` in page `URL`; `callback(result)` names the callback function to be called once the fetched data (`result`) are available for use.
- `iapi.filter(data,filters,callback(result))`: filters items in `data` (data object in canonical format) according to the conditions expressed in `filters` in terms of common comparators, e.g., `=`, `<`, `>`, etc.
- `iapi.hide(data,options,callback(result))`: hides the attributes of `data` specified in `options`.
- `iapi.order(data,attribute,logic,callback(result))`: orders the items in `data` according to `logic` (“asc” or “desc”) applied to `attribute`. If no order is specified, data are rendered in the order they are loaded.
- `iapi.unionAll(data1,data2,callback(result))`: computes the union of `data1` and `data2` and keeps possible duplicates in the result set.

- `iapi.unionWithout(data1,data2,callback(result))`: computes the union of `data1` and `data2` without keeping duplicates in the result set.
- `iapi.join(data1,data2,attr1,attr2,condition,callback(result))`: joins `data1` and `data2` based on the join condition `condition` (syntactically similar to filter conditions) applied to attributes `attr1` and `attr2`.

All functions are asynchronous and make use of callback functions, so as not to block the regular processing of the host page while data are integrated.

5 Visualizing Data

Also for the formatting and rendering of data we distinguish the two paradigms illustrated before: interactive, visual vs. programmatic.

Interactive, Visual Data Visualization.

From a UI perspective, the problem is the same as before for the data integration operations, that is, a mapping of data formatting operations to UI constructs is needed. Figure 2 illustrates the solution proposed in this paper: the user simply selects the preferred visualization format from a list of formats. For simplicity, the list of available formats is pre-defined in the visual editing mode, and new formats are added programmatically. The iAPI adapts its appearance on the fly.




Fig. 2. Formatting data interactively by choosing templates

Programmatic Data Visualization. The rendering of data visualizations can be achieved via dedicated HTML *templates* that, given a data object in canonical format, expand the template with the given data values. The design of templates is again based on the use of suitable annotations that specify the structural properties of the template as well as the iAPI annotations to be added to the data iAPI to be rendered. The following markup, for example, specifies a template for a table:

```
<table id="tbl" class="h-iapitemp h-iapi e-data:Publications">
  <tr> <td>Title</td> <td>Author</td> <td>Conf</td> </tr>
  <tr class="e-itemtemp e-item:Publication">
    <td class="e-attrtemp p-attr:Title"></td>
    <td class="e-attrtemp p-attr:Author"></td>
    <td class="e-attrtemp p-attr:Conf"></td>
  </tr>
</table>
```

The template fixes the header of the table (Title, Author and Conf) as well as the three `td` elements that will host the actual data values. The instruction `h-iapitemp` makes the table a template. The instructions `e-itemtemp` and

`e-attrtemp` identify the markup to be repeated for data items and attributes. The attributes to be rendered are specified by the `p-attr:label` instruction that specifies the respective key inside the canonical data object to be rendered.

Given such a template, the programmatic visualization of a data object is achieved using the JavaScript instruction `$(selector).renderData(data, template)`. The function is a plug-in of jQuery (<http://jquery.com>), which is particularly powerful for the manipulation of DOM elements. The `selector` identifies the iAPI in which data are to be rendered; `data` and `template` (the HTML identifier) are the data object and template to be used. If no template is specified, a default visualization format is chosen, e.g., a table for bi-dimensional data or a list for uni-dimensional data (an array).

6 UI-Oriented Computing Infrastructure

In line with the UI orientation of the former sections, so far we did not concentrate on how to actually turn the described concepts into a running application. In fact, neglecting these aspects is the very idea of UI-oriented computing and the driver underlying the idea. However, enabling the introduced data integration paradigm requires the availability of a suitable UI-oriented computing infrastructure. The description of this infrastructure is the purpose of this section.

Figure 3 shows the internal architecture of the current prototype, which comes as a Google Chrome browser extension. The extension provides the browser with support for iAPIs and UI-oriented computing. The infrastructure comes with two core elements: a UIC engine for the execution of UI-oriented data integration logics and an iAPI editor for visual, interactive development. The *UIC engine* is split into two parts: The *background script* provides core middleware services, such as extension management (via its icon and pop-up menu), remote resource access, data parsing, and local storage management. The *content script* implements the `iapi` JavaScript library for programmatic UIC (the implementation is based on <http://toddmotto.com/mastering-the-module-pattern>), injects JavaScript code into the page under development, and provides for the rendering of data (using the jQuery plug-in). Content and background script communicate via Chrome system messages. The separation into the two scripts is imposed by Chrome's protection logic: only the background script has access to system features like local storage or extension management, while the content script is able to access and modify the DOM of the page shown in the browser. The *iAPI editor* comes as JavaScript code that is injected into the Web page under development. It parses the annotations of the iAPIs inside the page, augments them accordingly with graphical controls, and injects the event handlers necessary to intercept user interactions that can be turned into JavaScript data integration logics (in turn, injected into the page by the content script). Editor and content script communicate via standard HTML 5 messages.

One of the key features of the editor is the ability to pre-render *templates* for data visualization. In fact, there are two types of templates, depending on their flexibility: *static* templates and *dynamic* templates. The former are templates

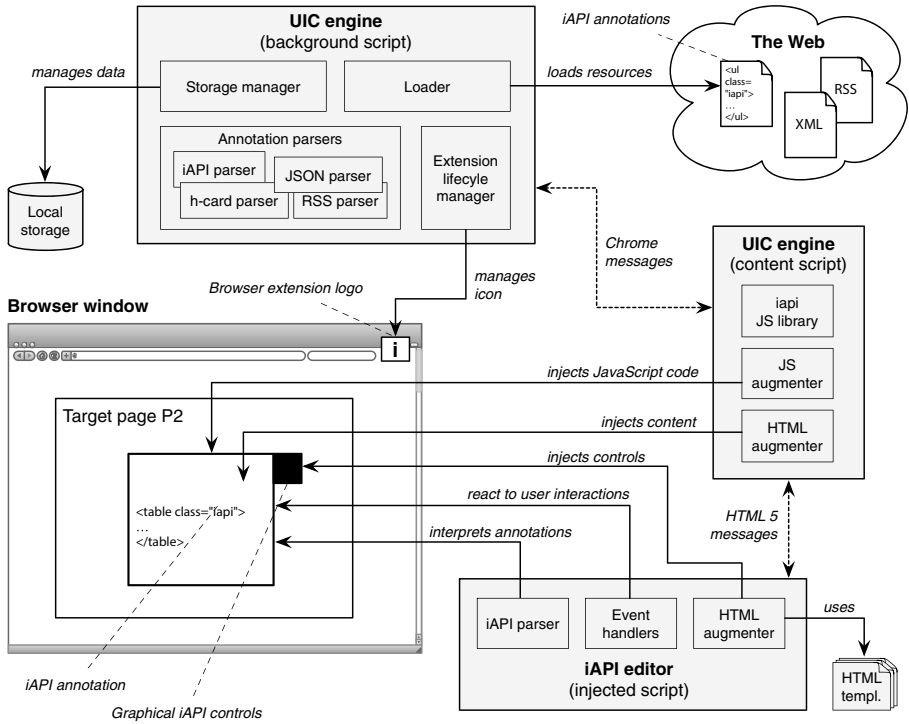


Fig. 3. Architecture of the UI-oriented computing environment as browser extension

whose structure is known at design time of the template, e.g., if the programmer wants to implement a data visualization for data whose structure is known (we discussed this case in the previous section). The latter are templates whose structure is only partially known at design time, since the structure of the data to be rendered is only known at rendering time of the data. This is the case of the visual, interactive development in which the structure of the data to be rendered is only known when actually interacting with a data iAPI. Static templates, instead, suit development scenarios in which the programmer embeds a purposefully tailored template in an own Web page.

The following markup implements, for example, the dynamic table template that could be used to generate the static template of the previous section:

```
<table id="tbl" class="h-iaipitemp h-iaipi e-data:[label]">
  <tr> <td class="e-attrtemp">[label]</td> </tr>
  <tr class="e-itemtemp e-item:[label]">
    <td class="e-attrtemp p-attr:[label]"></td>
  </tr>
</table>
```

The [label] strings are replaced by the iAPI editor at runtime with keys inside the canonical data object to be rendered; which key is used is determined by the preceding instruction. HTML elements with the instruction `e-attrtemp` are repeated for all attributes, elements with the instruction `e-itemtemp` are repeated for all items in the data object. The iAPI editor relies on a library of dynamic templates, which it pre-renders on the fly into static templates, which it hands over to the HTML augments of the UIC engine. The HTML augments of the engine provides support for the rendering of static templates as specified either by the editor or the programmer.

Operationally, the infrastructure supports *visual, live data integration* as follows: Upon loading a new page into the Web browser, the browser extension looks for the presence of iAPIs inside the page. If one or more iAPIs are found, the extension parses their annotations and injects the respective graphical controls and event handlers into the HTML markup of the page. Now the user is able to visually identify the iAPIs in the page by simply moving the mouse over the page, which shows or hides available graphical controls. If the user expresses a data integration logic using these controls and the respective user interactions, the iAPI editor turns the logic into JavaScript code that is injected into the page and automatically executed by the browser, providing the user with a visual and live development experience. All modifications applied to a page are automatically stored by the extension in the browser's local storage, using the page's URL as identifier. This allows the user to close a modified page and to re-open it at a later stage without losing applied modifications. When a page is loaded into the browser, before enacting the iAPI editor the extension checks if the local storage already contains modifications to be applied. If yes, it loads them and injects them, restoring the state of the page as it was when the user abandoned the page the last time.

Programmatically developed data integrations are inserted by the programmer directly into the source markup of the page and contain both the JavaScript code of the integration logic and possible static HTML templates. This kind of integration is thus automatically executed by the Web browser when loading the page, thanks to the availability of the `iapi` JavaScript library, and does not require further interventions by the UIC runtime environment unless the user of the page decides to modify the page interactively.

Note that the clear separation of the visual, interactive development paradigm (the iAPIs with their graphical controls) from the programmatic development paradigm (JavaScript abstractions) also provides for a clear separation of the visual iAPI editor from the runtime environment. While the execution logic of data integrations always boils down to the operations discussed earlier in this paper, the interpretation of how these are best expressed via UI elements and user interactions is a matter of taste as well as of effective HCI. The implemented architecture makes it easy to develop different visual editors with different conventions than described on top of the current runtime environment.

The browser extension is available as open source on <https://github.com/floriandanielit/interactive-apis>. The code is currently being refactored.

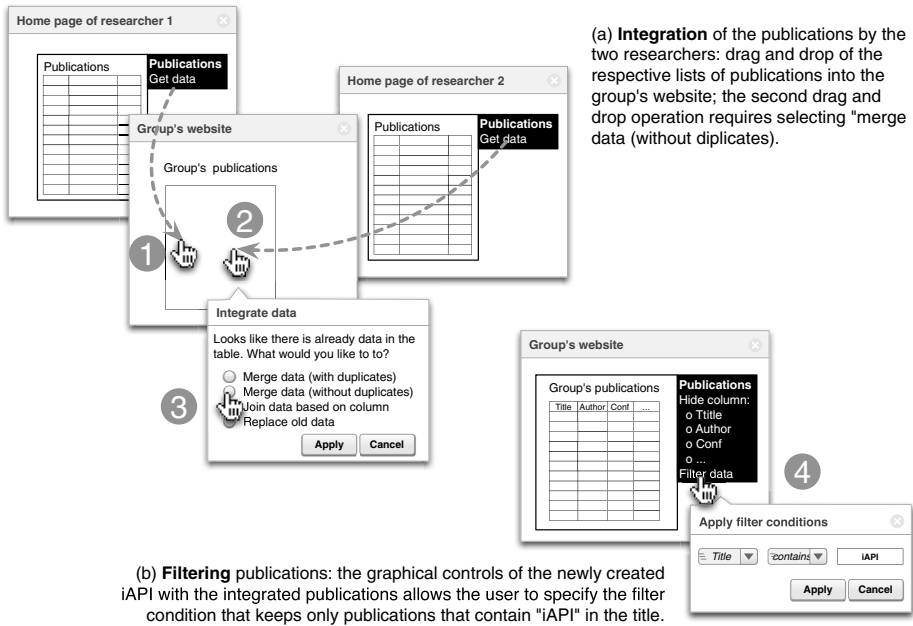


Fig. 4. UI-oriented computing solution to the initial data integration scenario

7 Case Study

We are now ready to come back to our initial data integration scenario and to show how it can be solved following the UIC approach. Figure 4 illustrates the steps that are necessary to develop the described data integration following the visual, interactive development paradigm. The whole process consists of four different steps: (1) dragging and dropping the list of papers of the first researcher into the group's website, (2) dragging and dropping the publications of the second researcher, (3) specifying that the two lists are to be merged without keeping duplicates. This produces an iAPI inside the group's website that contains all publications. In order to show only the publications on the specific topic "iAPIs," it is enough to configure a suitable filter through the iAPI's graphical controls (4). This ends the data integration process. Throughout all these steps, the user always experiences live the effect of his modifications, which allows him to easily understand whether the applied operations achieve the effect he expected or not.

The video available at <http://www.floriandaniel.it/demo/uic.mp4> gives a more concrete feeling of the user experience of data integration as supported by the current prototype implementation of the iAPI editor and UIC engine. The showcased scenario is similar to the one of this paper, makes use of an auxiliary page for intermediate data formatting, and also uses the projection feature.

The JavaScript code that corresponds to the above scenario is as follows:

```

iapi.fetchData("http://researcher1.edu/pubs", 1, function(pubs1) {
  iapi.fetchData("http://researcher2.edu/pubs", 1, function(pubs2) {
    iapi.unionAll(pubs1, pubs2, function(pubs) {
      iapi.filter(pubs, "'Title' contains 'iAPI'", function (pubs) {
        $("#targetiAPI").renderData(pubs, "tbl");
      }); }); }); });

```

The code is automatically injected by the iAPI editor into the page of the group. However, it could also be written by a programmer of the group and embedded in the page, producing exactly the same result.

8 Related Work

The idea pushed forward in this paper proposes a novel perspective on the field of Web engineering in general. To the best of our knowledge, this is the first paper that interprets standard UI elements – as already in use for the implementation of Web UIs – as constructs to express generic computation logics. Traditionally, computation logic for the Web is expressed either via programming languages, such as Java, Python, PHP, JavaScript, and similar, or via model-driven development formalisms [5]. Orthogonally to these paradigms, Web services [1, 10] have emerged over the last decade as one of the most prominent Web technologies that influenced integration on the Web in general. Their focus, however, is on the application logic layer, not the presentation layer (the UIs) of applications.

Research on the reuse of UIs has mostly focused on the identification and definition of UI-centric component technologies, such as standard W3C widgets [14] and Java portlets [11] or proprietary formats [15], and the development of suitable integration environments [4, 6]. The former essentially apply the traditional programmer perspective to UIs and still require integration at the application logic layer, e.g., via Java or JavaScript. The latter generally follow a black-box approach in the reuse of UIs: components are small, stand-alone applications and they are either included or excluded in a composition/workspace. The Web augmentation approach by Diaz et al. [9] is a partial exception: it allows for a fine-grained reuse of data among websites, starting from their UIs. The approach extracts data elements of limited size (individual labels or small fragments) without requiring additional annotations; on the downside, the approach still requires programming knowledge. None of these UI-centric approaches are however able to implement the data integration scenario approached in this paper.

Mashups [8] are the approach that comes closest to the described scenario; in fact, the discussed group website can be seen as a mashup, in particular, a data mashup. It could, for instance, be approached with the help of Yahoo! Pipes, JackBe Presto, or similar data mashup tools. Pipes (<http://pipes.yahoo.com>), for example, proposes a model-driven paradigm that starts from the assumption that the data to be integrated are available as RSS/Atom feeds or XML/JSON resources. This is not supported in our scenario, but can be achieved using content extraction tools like Dapper. The two lists of publications can then be merged, duplicates eliminated, and the final filter condition applied by selecting

and configuring dedicated built-in constructs. The result is accessible as RSS feed via Yahoo! Pipes. Although the described logic is very similar to the one of our scenario, it still lacks the embedding of the result into the group's website, a task that requires manual development.

To aid both the extraction of content from HTML markup and the transparent invocation of backend Web services, this paper proposes the use of explicit annotations, similar to microformats (<http://microformats.org>). The approach does not yet focus on the annotation of data with semantics, as proposed by the Semantic Web initiative [2]. The goal of the annotations in this paper is to provide functional benefits to the consumers of data: annotations allow the injection of graphical controls that actually enable the UIC paradigm.

9 Discussion and Future Work

The goal of this paper is to propose a completely *new perspective* on a relevant problem in modern Web engineering, i.e., lightweight data integration. It does so from an original perspective, that of the UIs of applications, and in a holistic fashion. In fact, the proposed *UI-oriented computing* approach comes with all the ingredients that are necessary to turn it into practice: (i) a microformat for the annotation of data published inside Web pages or via common Web APIs/services, (ii) a UI-oriented development paradigm oriented toward users without programming skills (the interactive APIs), (iii) a UI-oriented development paradigm oriented toward programmers (the iAPI-specific JavaScript library), and (iv) a functioning runtime environment for UI-oriented data integrations (the browser extension).

On the one hand, UI-oriented computing *raises* the level of abstraction to programmers, who are provided with high-level, UI-specific constructs for data integration that allow them to neglect the technicalities of data access and manipulation. On the other hand, it *lowers* the level of abstraction to users, who are enabled to express data integrations by manipulating familiar UI constructs and do not have to learn programmer-oriented concepts that are abstract to them (e.g., Web services or database queries).

The approach further comes with a set of beneficial side effects: The *deployment* of iAPIs is contextual to the deployment of their host application, and they do not require separate deployment or maintenance. The *documentation* of iAPIs comes for free; the UI and the injected graphical controls already tell everything about them. The *retrieval* of iAPIs does not ask for new infrastructure or query paradigms; since iAPIs are an integral part of the Surface Web, it is enough to query for desired data via common Web search. All these make iAPIs and UI-oriented computing a natural integration paradigm for the Web with huge potential for fast prototyping, client-side customization, and EUD. The key difference of the proposed iAPI annotation from Semantic Web annotations is that they can immediately be turned into readily usable functionality, while generic semantic annotations lack clear target use cases and require clients to provide own implementations for their uses cases.

The *limitations* of UI-oriented computing as of today are the relatively low performance (UIs need to be instantiated locally), the missing support for more advanced uses cases beyond data integration, the lack of standardization, and, of course, the lack of annotated Web pages in general.

With our *future work*, we aim to address some of these limitations and to develop an iAPI annotation tool that allows one to “extract” iAPIs from third-party websites, to apply the UI-oriented computing approach also to forms (providing access to remote application logic) and sequences of user interactions (processes), and to propose an approach to clone complete iAPIs including their own UI. We aim to develop the respective iAPI microformat with the help of the community via the W3C Interactive APIs Community Group (<http://www.w3.org/community/interative-apis>).

Acknowledgments. My thanks go to A. Nouri and A. Zucchelli for their criticism and help with the implementation of the Google Chrome extension.

References

1. Alonso, G., Casati, F., Kuno, H., Machiraju, V.: *Web Services: Concepts, Architectures, and Applications*. Springer (2003)
2. Berners-Lee, T., Hendler, J., Lassila, O.: The semantic web. *Scientific American*, 34–43, May 2001
3. Cafarella, M.J., Halevy, A., Khoussainova, N.: Data Integration for the Relational Web. *Proc. VLDB Endow.* **2**(1), 1090–1101 (2009)
4. Cappiello, C., Matera, M., Picozzi, M., Sprega, G., Barbagallo, D., Francalanci, C.: DashMash: a mashup environment for end user development. In: Auer, S., Díaz, O., Papadopoulos, G.A. (eds.) *ICWE 2011*. LNCS, vol. 6757, pp. 152–166. Springer, Heidelberg (2011)
5. Ceri, S., Fraternali, P., Bongio, A., Brambilla, M., Comai, S., Matera, M.: *Designing Data-Intensive Web Applications*. Morgan Kaufmann (2002)
6. Chudnovskyy, O., Nestler, T., Gaedke, M., Daniel, F., Fernández-Villamor, J.I., Chepegin, V.I., Fornas, J.A., Wilson, S., Kögler, C., Chang, H.: End-user-oriented telco mashups: the OMELETTE approach. In: *WWW 2012 (Companion Volume)*, pp. 235–238 (2012)
7. Daniel, F., Furlan, A.: The interactive API (iAPI). In: Sheng, Q.Z., Kjeldskov, J. (eds.) *ICWE Workshops 2013*. LNCS, vol. 8295, pp. 3–15. Springer, Heidelberg (2013)
8. Daniel, F., Matera, M.: *Mashups: Concepts, Models and Architectures*. Springer (2014)
9. Díaz, O., Arellano, C., Azanza, M.: A Language for End-user Web Augmentation: Caring for Producers and Consumers Alike. *ACM Trans. Web* **7**(2), 9:1–9:51 (2013)
10. Fielding, R.: *Architectural Styles and the Design of Network-based Software Architectures*. Ph.d. dissertation, University of California, Irvine (2007)
11. Hepper, S.: *Java Portlet Specification, Version 2.0, Early Draft*. Technical Report JSR 286, IBM Corp., July 2006. <http://download.oracle.com/otndocs/jcp/portlet-2.0-edr-oth-JSpec/>

12. Lenzerini, M.: Data integration: a theoretical perspective. In: PODS 2002, pp. 233–246 (2002)
13. Namoun, A., Nestler, T., Angeli, A.D.: Service composition for non-programmers: prospects, problems, and design recommendations. In: Brogi, A., Pautasso, C., Papadopoulos, G.A. (eds.) ECOWS, pp. 123–130. IEEE Computer Society (2010)
14. Web Application Working Group. Widgets Family of Specifications. Technical report, W3C, May 2012. <http://www.w3.org/2008/webapps/wiki/WidgetSpecs>
15. Yu, J., Benatallah, B., Saint-Paul, R., Casati, F., Daniel, F., Matera, M.: A framework for rapid integration of presentation components. In: WWW 2007, pp. 923–932 (2007)