

Mohr–Coulomb Failure Criterion

Joseph F. Labuz and Arno Zang

| List of Symbols | Description |
|---------------------------------------|---|
| a | $(m - 1)/(m + 1)$ |
| b | $1/(m + 1)$ |
| c | Cohesion |
| C_0 | Uniaxial compressive strength |
| m | $(1 + \sin \phi)/(1 - \sin \phi)$ |
| S_0 | Inherent shear strength (cohesion) |
| T | Uniaxial tensile strength |
| T_0 | Theoretical MC uniaxial tensile strength |
| ϕ | Angle of internal friction |
| $\mu = \tan \phi$ | Coefficient of internal friction |
| σ | Normal stress on plane |
| τ | Shear stress on plane |
| $\sigma_1, \sigma_2, \sigma_3$ | Principal stresses, with no regard to order |
| $\sigma_I, \sigma_{II}, \sigma_{III}$ | Major, intermediate, minor principal stresses |
| σ_m | $(\sigma_I + \sigma_{III})/2$ |
| τ_m | $(\sigma_I - \sigma_{III})/2$ |
| σ_I^* | $C_0 - mT$ |
| σ_{III}^* | $-T$ |

Originally published as an article in the journal *Rock Mechanics and Rock Engineering*, 45, J. F. Labuz, A. Zang, Mohr–Coulomb Failure Criterion, 975–979, 2012.

J. F. Labuz (✉)
Department of Civil Engineering, University of Minnesota,
Minneapolis, MN 55455, USA
e-mail: jlabuz@umn.edu

A. Zang
Section 2.6 Seismic Hazard and Stress Field, GFZ German
Research Centre for Geosciences, Telegrafenberg,
14473, Potsdam, Germany
e-mail: zang@gfz-potsdam.de

1 Description

The Mohr–Coulomb (MC) failure criterion is a set of linear equations in principal stress space describing the conditions for which an isotropic material will fail, with any effect from the intermediate principal stress σ_{II} being neglected. MC can be written as a function of (1) major σ_I and minor σ_{III} principal stresses, or (2) normal stress σ and shear stress τ on the failure plane (Jaeger and Cook 1979). When all principal stresses are compressive, experiments demonstrate that the criterion applies reasonably well to rock, where the uniaxial compressive strength C_0 is much greater than the uniaxial tensile strength T , e.g. $C_0/T > 10$; some modification is needed when tensile stresses act, because the (theoretical) uniaxial tensile strength T_0 predicted from MC is not measured in experiments. The MC criterion can be considered as a contribution from Mohr and Coulomb (Nadai 1950). Mohr's condition is based on the assumption that failure depends only on σ_I and σ_{III} , and the shape of the failure envelope, the loci of σ, τ acting on a failure plane, can be linear or nonlinear (Mohr 1900). Coulomb's condition is based on a linear failure envelope to determine the critical combination of σ, τ that will cause failure on some plane (Coulomb 1776). A linear failure criterion with an intermediate stress effect was described by Paul (1968) and implemented by Meyer and Labuz (2012).

2 Background

Coulomb, in his investigations of retaining walls (Heyman 1972), proposed the relationship

$$|\tau| = S_0 + \sigma \tan \phi \quad (1)$$

where S_0 is the inherent shear strength, also known as cohesion c , and ϕ is the angle of internal friction, with the coefficient of internal friction $\mu = \tan \phi$. The criterion

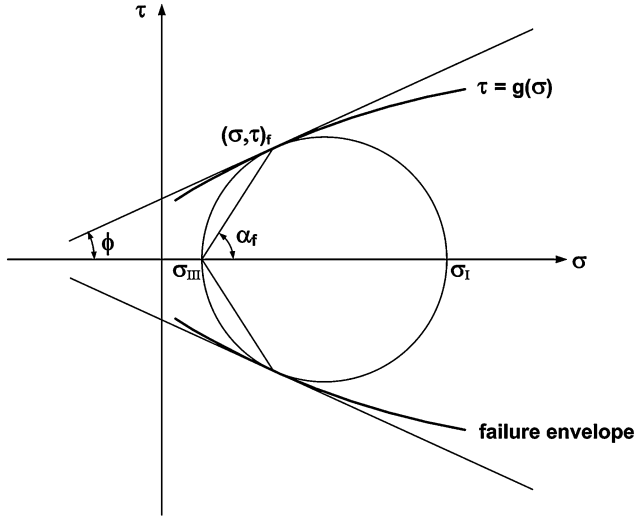


Fig. 1 Mohr diagram and failure envelopes

contains two material constants, S_0 and ϕ , as opposed to one material constant for the Tresca criterion (Nadai 1950). The representation of Eq. (1) in the Mohr diagram is a straight line inclined to the σ -axis by the angle ϕ (Fig. 1). By constructing a Mohr circle tangent to the line (a stress state associated with failure) and using trigonometric relations, the alternative form of Eq. (1) in terms of principal stresses is obtained:

$$(\sigma_I - \sigma_{III}) = (\sigma_I + \sigma_{III}) \sin \phi + 2S_0 \cos \phi \quad (2)$$

One form of Mohr's failure criterion is

$$\tau_m = f(\sigma_m) \quad (3)$$

where $\tau_m = (\sigma_I - \sigma_{III})/2$, $\sigma_m = (\sigma_I + \sigma_{III})/2$. Knowing the relationship given by Eq. (3), the Mohr envelope can be constructed on the σ , τ plane (Fig. 1), and failure occurs if the stress state at failure, the circle of diameter $(\sigma_I - \sigma_{III})$, is tangent to the failure envelope, $\tau = g(\sigma)$. Thus, from Eq. (2), Coulomb's criterion is equivalent to the assumption of a linear Mohr envelope.

Coulomb's and Mohr's criteria are notable in that an effect of σ_m , the mean stress in the σ_I , σ_{III} plane, is considered, which is important for materials such as rock and soil; i.e., experiments on geomaterials demonstrate that τ_m at failure increases with σ_m . However, the additional claim that the point of tangency of the critical stress circle with the failure envelope, as constructed on the Mohr diagram, represents the normal and shear stresses $(\sigma, \tau)_f$ on the failure plane with normal inclined to σ_I at an angle α_f is not always observed in experiments. Nonetheless, Mohr's criterion allows for a curved shape of the failure envelope, and this nonlinear behavior is exhibited by many rock types (Jaeger and Cook 1979).

3 Formulation

With no order implied by the principal stresses σ_1 , σ_2 , σ_3 , the MC criterion can be written as

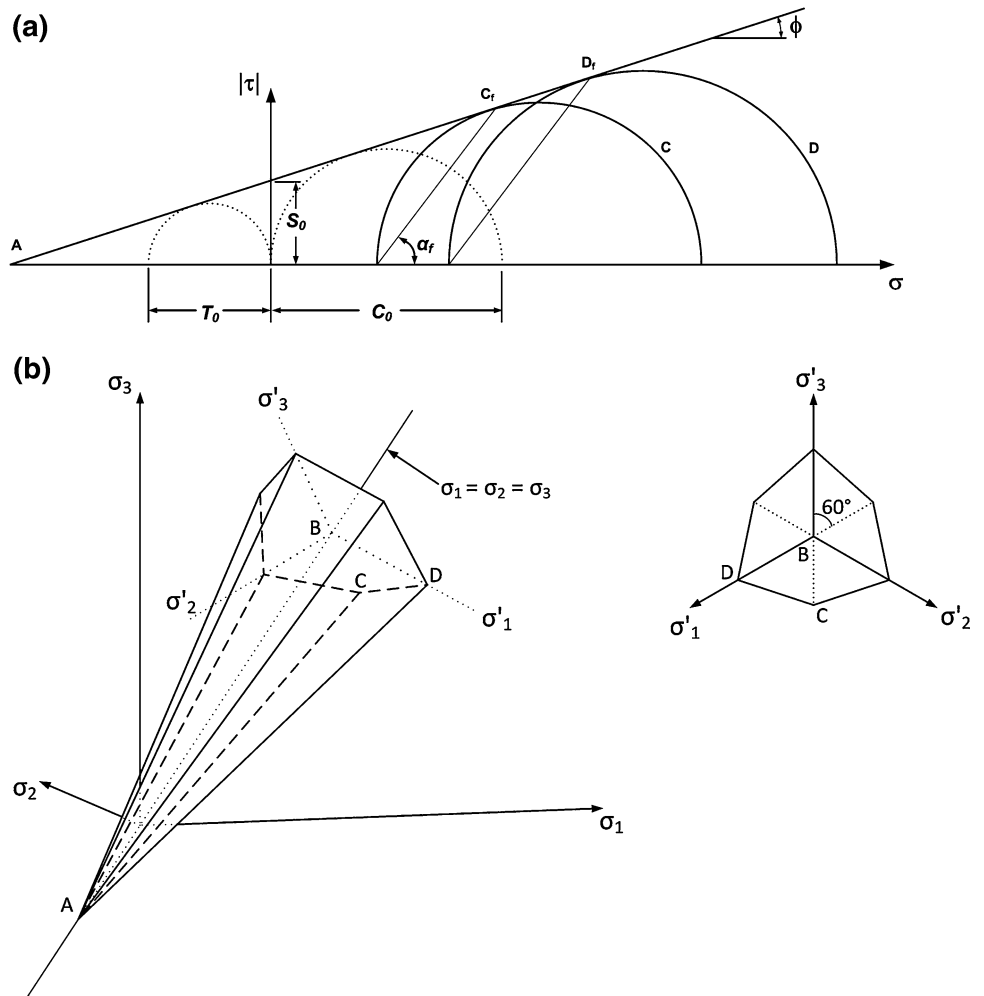
$$\begin{aligned} \pm \frac{\sigma_1 - \sigma_2}{2} &= a \frac{\sigma_1 + \sigma_2}{2} + b, \quad \pm \frac{\sigma_2 - \sigma_3}{2} \\ &= a \frac{\sigma_2 + \sigma_3}{2} + b, \quad \pm \frac{\sigma_3 - \sigma_1}{2} = a \frac{\sigma_3 + \sigma_1}{2} + b \end{aligned} \quad (4)$$

where $a = \frac{m-1}{m+1}$, $m = \frac{C_0}{T_0} = \frac{1+\sin \phi}{1-\sin \phi}$, $b = \frac{1}{m+1}$, $C_0 = \frac{m}{m+1} T_0 = \frac{C_0}{2}(1 - \sin \phi)$, and $0 \leq a < 1$. T_0 is the theoretical MC uniaxial tensile strength (Fig. 2a) that is not observed in experiments; rather, a much lower strength T is measured ($\sigma_I = 0$, $\sigma_{III} = -T$), with the failure plane being normal to σ_{III} . C_0 is the theoretical MC uniaxial compressive strength (Fig. 2a) that is usually close to the measured value (so another symbol is not introduced).

The shape of the failure surface in principal stress space is dependent on the form of the failure criterion: linear functions map as planes and nonlinear functions as curvilinear surfaces. As shown in Fig. 2b, the six equations in (4) are represented by six planes that intersect one another along six edges, defining a hexagonal pyramid. Also presented in Fig. 2b is the failure surface on the equipressure ($\sigma_1 + \sigma_2 + \sigma_3 = \text{constant}$) or π -plane perpendicular to the hydrostatic axis, where MC can be described as an irregular hexagon with sides of equal length (Shield 1955). Isotropy requires threefold symmetry because an interchange of σ_1 , σ_2 , σ_3 should not influence the failure surface for an isotropic material. Note that, the failure surface need only be given in any one of the 60° regions (Fig. 2b).

Consider the transformation from principal stress space ($\sigma_1, \sigma_2, \sigma_3$) to the Mohr diagram (σ, τ). Although the radial distance from the hydrostatic axis to the stress point is proportional to the deviatoric stress, a point in principal stress space does not directly indicate the value of shear stress on a plane. However, each point on the failure surface in principal stress space corresponds to a Mohr circle tangent to the failure envelope (Fig. 2a). For the particular case where σ_2 is the intermediate principal stress in the order $\sigma_1 \geq \sigma_2 \geq \sigma_3$, the failure surface is given by the side ACD of the hexagonal pyramid (Fig. 2b). The principal stresses at point D represent the stress state for a triaxial compression test ($\sigma_1, \sigma_2 = \sigma_3$) $_D$, and point D is given by circle D in the Mohr diagram. Similarly, for point C with principal stresses ($\sigma_3, \sigma_1 = \sigma_2$) $_C$ associated with a triaxial extension test, Mohr circle C depicts the stress state. Points D and C can be viewed as the extremes of the intermediate stress variation, and the normal and shear stresses corresponding to failure are given by points D_f and C_f . Points lying on the

Fig. 2 Mohr–Coulomb failure criterion: **a** linear envelope in the Mohr diagram; **b** pyramidal surface in principal stress space and cross-section in the equipressure plane



line *CD* (Fig. 2b) will be represented by circles between *C* and *D* (Fig. 2a).

For negative (tensile) values of the minor principal stress, experiments show that the failure plane is perpendicular to $\sigma_{III} = -T$. Indeed, the tensile failure mode is completely different from the shear failure mode that occurs with compressive normal stresses, although failure under uniaxial compression is also different, usually observed as axial splitting (Vardoulakis et al. 1998). To account for tensile failure, Paul (1961) introduced the concept of tension cut-offs and a modified MC failure criterion requiring three material constants: Eq. (3) is valid when

$$\sigma_I > (C_0 - mT) = \sigma_I^* \tag{5}$$

but MC is modified as

$$\sigma_{III} = -T \text{ when } \sigma_I < \sigma_I^* \tag{6}$$

The representation of tension cut-offs on the Mohr diagram is shown in Fig. 3a. Note that, the stress state depicted by the broken circle, defined by $\sigma_I = \sigma_I^* = (C_0 - mT)$,

$\sigma_{III} = -T$, is not part of the failure envelope. Rather, all Mohr circles with $\sigma_I < \sigma_I^*$ are tangent to the envelope at the point $\sigma_{III} = -T$. In principal stress space, the modified MC criterion with tension cut-offs involves the MC pyramid intercepted by a second pyramid with three planes perpendicular to the principal stress axes (Fig. 3b).

4 Experimental Data

Typically, laboratory results are evaluated using the MC failure criterion, as axisymmetric loading imposes a representation where the intermediate stress σ_{II} is equal to the minor σ_{III} or major σ_I principal stress. Few tests independently control σ_{II} because of experimental challenges, although conventional triaxial compression ($\sigma_I > \sigma_2 = \sigma_3$) and extension ($\sigma_I = \sigma_2 > \sigma_3$) tests offer simple approaches to evaluate an influence of the intermediate stress. However, a true triaxial apparatus is needed to investigate stress states between the axisymmetric conditions represented by points *C* and *D* in Fig. 2b (Meyer and Labuz 2012).

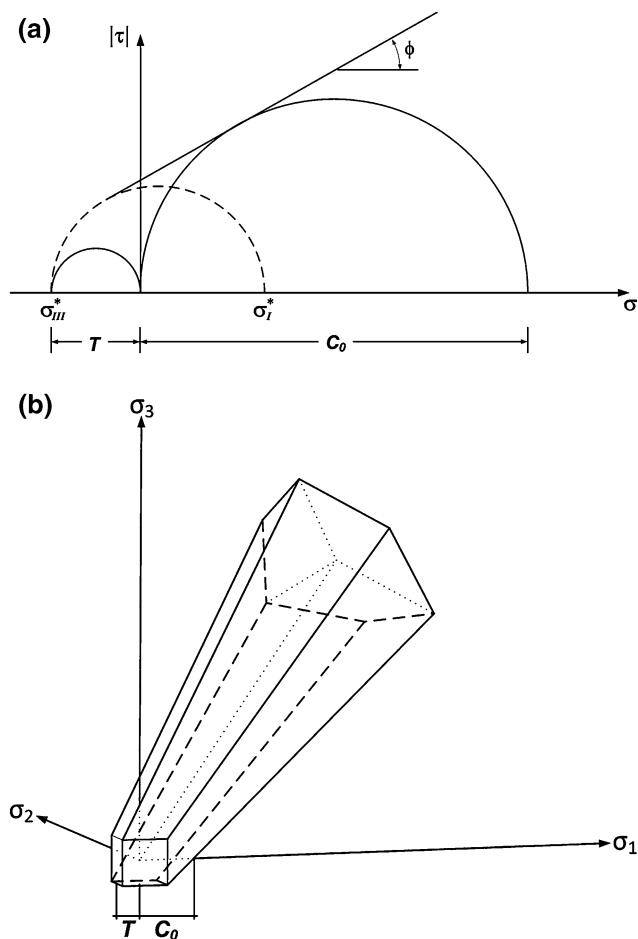


Fig. 3 Tension cut-offs for the modified Mohr-Coulomb failure criterion: **a** failure envelope in the Mohr diagram; **b** representation in principal stress space

Various researchers (Mogi 1971, 1974; Takahashi and Koide 1989; Chang and Haimson 2000; Al-Ajmi and Zimmerman 2005) have performed true triaxial testing, and the intermediate stress effect appears to depend on rock type, although anisotropy and experimental conditions may also influence the results. In fact, anisotropy can cause a reserve intermediate-stress effect, where the friction angle appears larger in compression than extension (Dehler and Labuz 2007). In addition, boundary conditions can play a substantial role in experiments with rock, where a uniform state of stress is a basic assumption of element testing that is often violated (Labuz and Bridell 1993; Paul and Gangal 1967).

Several references can be found dealing with the application of the MC failure criterion (Vutukuri et al. 1974; Andreev 1995; Paterson and Wong 2005). In a treatise on rock properties (Landolt-Börnstein 1982), a chapter by Rummel (pp. 141–238) gives an overview of failure parameters for various types of rock, and Mogi (2007) summarized results on a number of rocks. Generally, it is

claimed that MC well describes the stress state at failure over a limited range of mean stress. Statistical treatment of various failure criteria applied to experiments on intact rock can be found in the literature (Colmenares and Zoback 2002; Hoek et al. 2002; Pincus 2000; Al-Ajmi and Zimmerman 2005; Pariseau 2007; Benz and Schwab 2008; Das and Basudhar 2009).

5 Advantages and Limitations

The advantages of the MC failure criterion are its mathematical simplicity, clear physical meaning of the material parameters, and general level of acceptance. A limitation surrounds the numerical implementation of a failure criterion containing corners in the π -plane (Fig. 2b), as opposed to a smooth function, e.g., Drucker-Prager (1952) failure criterion. Deformation analysis requires a flow rule, a relationship between strain increments and stress, such that the flow rule determines the orientation of the strain-increment vector with respect to the yield condition, e.g., normal for an associative flow rule. Thus, the orientation of the strain-increment vectors is unique along the sides of the MC pyramid. However, along the edges of the pyramid (corners in the π -plane), there is some freedom in the orientation (Drescher 1991).

6 Recommendations

Among the various failure criteria available, both linear and nonlinear equations dependent on the major σ_1 and minor σ_{III} principal stresses are attractive because the geometric representation of laboratory data can be either in the principal stress plane or the Mohr diagram, which is often convenient. Triaxial compression and extension testing is suggested as a standard procedure to evaluate an intermediate-stress effect, although true triaxial testing is needed to describe the failure surface between the axisymmetric stress states. Nonetheless, as a first order approximation to the behaviour of rock, the Mohr–Coulomb failure criterion is recommended when the three principal stresses are compressive and when considering a limited range of mean stress.

References

- Al-Ajmi AM, Zimmerman RW (2005) Relation between the Mogi and the Coulomb failure criteria. *Int J Rock Mech Min Sci* 42:431–439
- Andreev GE (1995) *Brittle Failure of Rock Material*. Balkema, Rotterdam
- Benz T, Schwab R (2008) A quantitative comparison of six rock failure criteria. *Int J Rock Mech Min Sci* 42:1176–1186

- Chang C, Haimson BC (2000) True triaxial strength and deformability of the German Continental deep drilling program (KTB) deep hole amphibolite. *J Geophys Res* 105:8999–9013
- Colmenares LB, Zoback MD (2002) A statistical evaluation of intact rock failure criteria constrained by polyaxial test data for five different rocks. *Int J Rock Mech Min Sci* 39:695–729
- Coulomb CA (1776) Sur une application des regles maximis et minimis a quelques problems de statique, relatives a l'architecture. *Acad Sci Paris Mem Math Phys* 7:343–382
- Das SK, Basudhar PK (2009) Comparison of intact rock failure criteria using various statistical methods. *Acta Geotech* 4:223–231
- Dehler W, Labuz JF (2007) Stress path testing of an anisotropic sandstone. *J Geotech Eng* 133(1):116–119
- Drescher A (1991) *Analytical Methods in Bin-Load Analysis*. Elsevier Science, Amsterdam
- Drucker DC, Prager W (1952) Soil mechanics and plastic analysis or limit design. *Q Appl Mech* 10(2):157–164
- Heyman J (1972) *Coulomb's Memoir on Statics*. Cambridge University Press, London
- Hoek E, Carranza-Torres C, Corkum B (2002) Hoek-Brown failure criterion—2002 Edition. *Proc 5th N Am Symp NARMS-TAC*, Toronto
- Jaeger JC, Cook NGW (1979) *Fundamentals of Rock Mechanics*, 3rd edn. Chapman & Hall, London
- Labuz JF, Bridell JM (1993) Reducing frictional constraint in compression testing through lubrication. *Int J Rock Mech Min Sci Geomech Abstr* 30(4):451–455
- Landolt-Börnstein (1982) Numerical data and functional relationships in science and technology. In: Angenheister G (ed) *Physical properties of rocks*. Springer, Berlin, p 1b
- Meyer JP, Labuz JF (2012) Linear failure criteria with three principal stresses. *Int J Rock Mech Min Sci*, Submitted
- Mogi K (1971) Fracture and flow of rocks under high triaxial compression. *J Geophys Res* 76(5):1255–1269
- Mogi K (1974) On the pressure dependence of strength of rocks and the Coulomb fracture criterion. *Tectonophysics* 21:273–285
- Mogi K (2007) *Experimental rock mechanics*. Taylor & Francis Group, London
- Mohr O (1900) Welche Umstände bedingen die Elastizitätsgrenze und den Bruch eines Materials? *Zeit des Ver Deut Ing* 44:1524–1530
- Nadai A (1950) *Theory of flow and fracture of solids*. McGraw Hill, New York
- Pariseau WG (2007) Fitting failure criteria to laboratory strength tests. *Int J Rock Mech Min Sci* 44:637–646
- Paterson MS, Wong T-f (2005) *Experimental rock deformation—the brittle field*, 2nd edn. Springer-Verlag, Berlin
- Paul B (1961) Modification of the Coulomb–Mohr theory of fracture. *J Appl Mech* 28:259–268
- Paul B (1968) Generalized pyramidal fracture and yield criteria. *Int J Solids Struct* 4:175–196
- Paul B, Gangal M (1967) Initial and subsequent fracture curves for biaxial compression of brittle materials. In: Fairhurst C (ed) *Failure and breakage of rock*, *Proc 8th Symp Rock Mech*. University of Minnesota, MN, pp 113–141
- Pincus H (2000) Closed-form/least-squares failure envelopes for rock strength. *Int J Rock Mech Min Sci* 37:763–785
- Shield RT (1955) On Coulomb's law of failure in soils. *J Mech Phys Sol* 4:10–16
- Takahashi M, Koide H (1989) Effect of intermediate principal stress on strength and deformation behavior of sedimentary rocks at the depth shallower than 2000 m. In: Maury V, Fourmaintraux D (eds) *Rock at Great Depth*, vol 1. Balkema, Rotterdam, pp 19–26
- Vardoulakis I, Labuz JF, Papamichos E, Tronvoll J (1998) Continuum fracture mechanics of uniaxial compression of brittle materials. *Int J Solids Struct* 35:4313–4335
- Vutukuri VS, Lama RD, Saluja D (1974) *Handbook on the mechanical properties of rocks*. Trans Tech Pub, Clausthal