

# Digital Twin Technologies, Architecture, and Applications: A Comprehensive Systematic Review and Bibliometric Analysis



Rosemary Ofosu, Amin Hosseinian-Far, and Dilshad Sarwar

**Abstract** Digital Twins, as a suite of technologies is progressively developing significant momentum in several fields of study. Various research works have been conducted outlining the concept, the underlying technologies, general and context-specific architectures, and applications. This study has been undertaken to identify relevant research areas, key authors, publishers, and geographical distribution of publications on digital twins through a systematic review and bibliometric analysis, to inform the trajectories of future research in the field. A keyword-based search for journals was first conducted in Web of Science Core Collection to obtain documents relevant for this study, and a systematic review was performed in accordance with the PRISMA guidelines. A bibliometric analysis was then performed on the extracted data using the VOSviewer software. The Tableau software and Microsoft Excel were also used to analyse and visualise some of insights derived from the analysis.

**Keywords** Digital twin · DT · Architecture · Reference model · Digital twin application

## 1 Introduction

David Gelernter, an American computer scientist from the Yale University predicted digital twins back in the 1990s; He referred to the notion as “Mirror World” and described it as a technological voodoo figurine which would allow the world to be seen more profoundly, through the use of massive open software masterpieces [1]. The concept, according to Grieves and Vickers [2], gained recognition in the year 2002 when the University of Michigan presented the development of a Product Life-cycle Management (PLM) centre to industry. The conceptual idea for PLM had all

---

R. Ofosu · A. Hosseinian-Far (✉) · D. Sarwar

Department of Business Systems and Operations, University of Northampton, Northampton NN1 5PH, UK

e-mail: [Amin.Hosseinianfar@northampton.ac.uk](mailto:Amin.Hosseinianfar@northampton.ac.uk)

D. Sarwar

e-mail: [Dilshad.Sarwar@northampton.ac.uk](mailto:Dilshad.Sarwar@northampton.ac.uk)

the features of a digital twin: the tangible asset, the virtual asset, link for data flow from tangible asset to virtual asset, and vice versa. Digital twin can be described as the virtual delineation of a physical asset using data and stimulators for optimisation, real-time predictions, observing, and management, for superior decision making [3]. According to Maria [4], the key components of digital twins are the model of the physical asset, the timeseries data captured with sensors from the asset, the unique identifiers that connect the physical asset and the virtual model, and its monitoring capability using cameras, sensors, etc. The implementation of digital twin facilitates cost reductions, improved product design [5], and predictive and preventive maintenance [6]. In the bid to implement digital twin, various architecture and reference models have been proposed. As per Talkhestani et al. [7] and Aheleroff et al. [8], there has not been a clear holistic reference architecture for digital twin implementation: Different digital twin architectures have been proposed in different situations. Currently, digital twin is being applied in numerous sectors: Manufacturing, Healthcare, Production, Education, City Management, and many others.

There has been a number of bibliometric analyses in several aspects of digital twins: Ante [9] performed a bibliometric analysis on digital twin technology in smart manufacturing and industry 4.0, Radanliev et al. [10] evaluated artificial intelligence and IoT cyber-physical systems in industry 4.0, and a bibliometric review was completed for digital twin enabled smart industrial systems by Ciano et al. [11], among others. This study however sought to comprehensively assess and analyse trends in overall digital twin research in terms of publication volumes, geographical dissemination, key authors, major journals, prominent publishers, countries and organisations, and research areas to determine the current and future trajectories for digital twin research. This was achieved by identifying and reviewing existing literature in relation to digital twins, its architecture, and applications, selecting keywords and conducting a systematic review, and adopting, and applying appropriate analysis tools for conducting a thorough bibliometric analysis, and discussing the findings. This helped to provide better insight on the state of existing literature in digital twins, and to inform future directions of research within the field.

## 2 Related Work

### 2.1 DT Definitions

Digital Twin (DT), which has been referred to as a fundamental enabler to digital transformation by Kritzing et al. [12], has been defined by several researchers after its inception by Michael Grieves in 2002. In [2], digital twin was described as a holistic virtual view achieved by stripping information from a physical asset. Majumdar et al. [13] characterised digital twin as a fundamental paradigm that will include measurable data of material level attributes with high-level sensitivity. Wright and Davidson [14] defined digital twin as a workable virtual model of a physical

object. The concept was similarly described by Rosen et al. [15] as accurate models of the present state of a process and its conduct in collaborating with its ecosystem in the real world. Madni [16] referred to the concept as a dynamic virtual model of a service, process, or system. Other researchers, including Barricelli et al. [17], Jones et al. [18] and Schleich et al. [19], in their definitions, related digital twin to computer-based models that mirror a physical system. This explains how the virtual model stimulates, emulates, and mirrors the physical asset using information assessed from the physical asset. On the other hand, Alam and Saddik [20] and Schroeder et al. [21] referred to digital twin as “Part of a Cyber-Physical System” which may be defined as a group of physical units which have virtual components as their digital version, that work together with a virtual reality via a communication medium.

While one may be tempted to think that a digital twin is only a simulation or model, Grieves [22], Kritzinger et al. [12] and Negri et al. [23] argue that it goes beyond that: A digital twin is an intelligent model which can evolve, and it follows the lifecycle of the physical asset. It allows predictions of future system failures and defects and facilitates simulation in order to test new configurations and facilitate predictive and preventive maintenance. The mirroring process is enabled by the harmonisation and continuous communication between the physical asset, its immediate environs, and its digital twin.

## **2.2 DT Characteristics**

These authors in their definitions of digital twins had these characteristics in common: the physical object, the virtual model, and its interactions.

### **2.2.1 The Physical Object**

This is the real-world artefact from which a digital replica is created. It may be an equipment, a component of an equipment, a process, or a living organism. Researchers often use specific terms such as ‘product’, ‘component’, ‘system’, etc. to refer to these physical objects. As they are real-world objects, they are not usually characterised by the word ‘physical’. In order to generalise and encompass all forms of physical objects, literature presents the use of some terms, including ‘Physical Asset’ [24, 25], ‘Physical Entity’ [17, 26], and ‘Physical System’ [27, 28]. For the purpose of this study, all three terms will be used interchangeably. The physical entity has its own surrounding environment or real-world space within which it exists which includes all the parameters that may have an impact on the physical entity. This real-world space in which the physical entity exists has been named in literature as ‘Physical Environment’ [18, 29]. The physical environment includes the location, infrastructure, and technologies available, the time, and the status of the physical entity, among others.

### **2.2.2 The Virtual Entity**

According to Bauer et al. [30], there are several kinds of virtual representations of physical assets: databases, 3D models, social media accounts, avatars, etc. However, the virtual entity is a controlled virtual representation of the physical asset that is precise on both a micro and macro level. Just as with the physical asset, the virtual entity is referred to by a number of terms for specificity, ‘cyber’, ‘model’, etc. For generalisation purposes [18] proposed the use of ‘Virtual Entity’. Equally, the virtual entity has a surrounding environment which is a mirror the real-world environment. This has been popularly referred to as ‘Virtual Environment’ by researchers, including Grieves [22] and Toivonen et al. [31]. Lohtander et al. [32] described the virtual environment as parallel environment. This is because it precisely reflects the procedures and actions of the physical environment.

### **2.2.3 The Interaction Between the Physical Entity and the Virtual Entity**

There is an endless connection between the physical entity and virtual entity in a digital twin. Barricelli et al. [17] explained that data is continually exchanged and revised as a result of real-time data uploads and big data analytics. Through this connection the state of the physical entity is conveyed to and mirrored by the virtual entity. Similarly, as explained by information flow and processes from the virtual entity is transmitted to and displayed by the physical entity. The physical entity and the virtual entity complement each other by facilitating data collection, storage and analysis from the entities and surrounding environment [33]. The data, processes and information that flow between the physical entity and virtual entity are known as parameters and it is a two-way flow that can influence both entities.

## **2.3 Digital Twin Technologies**

There are new digital technologies springing up each day that support digital transformation. As part of this digital transformation, a technology that creates a virtual prototype of a physical entity has been introduced and is known as a digital twin technology [34]. Digital twins render unique visibility into physical systems and processes to be able to spot bottlenecks, be innovative and to restructure operations. As such, Aho [35], termed digital twin as a facilitating technology for smart life-cycle management. According to Qi et al. [36], in the bid to create a digital twin of a physical entity, various digitalisation technologies have been employed. These digitalisation technologies include Internet of Things, Artificial Intelligence, Machine Learning, big data analytics, and cloud computing. The digitalisation technologies facilitate the converging of the physical and virtual entities of a digital twin.

### 2.3.1 Internet of Things

Internet of Things (IoT) is considered as one of the key enablers of digital twin. According to Nord et al. [37], IoT has no standard definition, although it has been defined by several researchers over the years. Lee and Lee [38] defined it as a network of machines that can interact with each other. Correspondingly, Ornes [39] characterised IoT as a connection of devices that keep growing and is able to capture and distribute data. Daya et al. [40] gave a more detailed definition by including features of connectivity, its nature that facilitates storage and sharing of data, and the communication among devices. They defined IoT as a network of real-world objects that are connected digitally to sense, observe, and collaborate in order to enable information sharing. These definitions refer to devices that are connected together and interact. The two components that these connected devices have in common are sensors to collect data and a means to analyse and communicate the collected data in real-time. This real-time analysis is key to digital twins as the sensors attached to the connected devices collect data and feed it to the digital twin instantaneously [41]. Using this data, new concepts and logic are developed and tested on the digital twin.

### 2.3.2 Artificial Intelligence

Artificial Intelligence (AI) has been described by Amisha et al. [42] as the ability of computers and other technologies to mimic intelligent actions and critical thinking equivalent to a human. Despite the importance of intelligent systems, Teng and Gong [43] argue that, without a learning ability it cannot be truly referred to as an intelligent system. The method through which a system is able to acquire knowledge on its own is known as Machine Learning (ML). Artificial intelligence and machine learning have become leading problem-solving methods, as drastic improvements in the capability and use of advanced analytical tools have changed the extraction of useful insights from big data. According to Dilmegani [44], digital twins benefit from artificial intelligence and machine learning, since artificial intelligence and machine learning algorithms enable the development of some digital twins as well as the processing of big data gathered from digital twins. Machine learning frameworks facilitate the development of systems that can make independent decisions and make accurate predictions about future conditions using real-time data [45]. Through machine learning, the processes become more intelligent, leading to more accurate management and analysis of complex data for better predictions.

### 2.3.3 Big Data Analytics

The large amounts of data generated from several different sources at high speed has necessitated big data analytics [46]. Vassakis et al. [47] defined big data analytics as the collection, storage, assessment, and visualisation of large data sets to ascertain valuable insights to promote innovation, and transform businesses, as well as

economies. Arunachalam et al. [48] explained that big data analytics is multidisciplinary and is characterised by its capability of managing data with four qualities: Volume (the size of the data), Velocity (the speed at which the data is produced), Variety (the format in which the data comes), and Veracity (the consistency of the data). Other researchers also characterise big data by the 3Vs (Volume, Velocity and Variety) [46, 49] or the 5Vs (Volume, Velocity, Variety, Veracity and Value) [50, 51]. According to Frankenfield [52], most of the methods and processes involved in big data analytics are automated to evaluate data in order to identify critical patterns and metrics for better understanding. Big data analytics adopts different aspects of numerous scientific disciplines such as artificial intelligence, machine learning, statistics, system theory, and many others. As argued by IEEE Big Data [53], big data analytics acts as an enabler for digital twins such that it allows creators of the digital twins to swiftly identify new development opportunities, make a diagnosis and rectify complications before they get out of control.

### 2.3.4 Cloud Computing

Cloud computing is one of the fastest emerging technologies in computing. National Institute of Standards and Technology (NIST) defined cloud computing as a model for facilitating accessible, on-demand system access to shared configurable computing resources such as servers, storage, applications, and networks with little or no service management interference. As explained by Hosseinian-Far et al. [54], the emergence of cloud computing is to address the need for businesses to collect and store huge amounts of quality data from numerous sources. Creating and managing a digital twin requires intensive computing and storage of data. According to Kumar et al. [55], cloud computing model consists of cloud provider, one who provides cloud services, a cloud consumer, one who gets the cloud service from the cloud provider; a cloud carrier, one who provides connectivity between the cloud provider and the cloud consumer; a cloud broker, one who interacts between the cloud provider and the cloud consumer to facilitate the business transaction; and the cloud auditor, one who independently assesses the cloud services, information systems, and performance and security operations. They explained further that the formalised service models are Infrastructure-as-a-Service (IaaS), Platform-as-a-Service (PaaS) and Software-as-a-Service (SaaS). Dohrmann et al. [45] expounded that, through the use of software-as-a-service (SaaS) solutions, which is a cloud-based software provision method for users, the cost of processing and storing the large amounts of data involved in digital twins continuous to decrease. It enables the developers of digital twins to acquire their needed computing resources as and when required at affordable costs. The computing power and resources necessary for real-time running simulations and forecasting of big data has been made widely and readily available by cloud computing.

## 2.4 DT Architecture

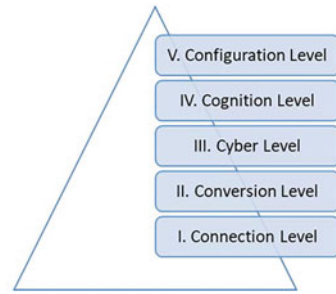
Generally, a digital twin architecture consists of a physical entity, its virtual entity, and a communication mechanism between the physical and virtual entities. As per Khan et al. [56], there is no single openly accepted architecture for digital twins. As such, several digital twin architectures have been proposed for different settings. The proposed digital twin architectures include 5C architecture, COGNITWIN, Intelligent digital twin, Six-Layer architecture, among others [57].

### 2.4.1 The 5-Layer Model of Cyber-Physical Systems

As the affordability and availability of computer networks, data acquisition systems and sensors are continually increasing, the use of high-tech methods has become a major force in several industries. These high-tech methods have led to the generation and use of large amounts of data, known as big data, accessed through these sensors and networked systems. According to Greer et al. [58] the technologies used to manage the networked systems between a physical entity and its computational abilities is known as a Cyber-Physical System (CPS). Lee et al. [59] proposed a 5-layer Cyber-Physical System known as the 5C architecture which gives a procedural guideline for creating and implementing a Cyber-Physical System for manufacturing applications. The five levels of the 5C architecture includes ‘Connection’, where effective sensors are selected, and precise and consistent data is acquired from manufacturing systems. Due to the availability of different types of data, a unified and tether-free technique for acquiring and transferring the data to the main server is useful. Also, it is crucial to select the most appropriate sensors for this level, ‘Conversions’, where important information is inferred from the raw data acquired. At this level, the architecture draws awareness to the health value and estimated useful life left for the machines involved through health management applications and prognostics; ‘Cyber’, which is the vital information centre such that it receives information from every connected device to form a network. Due to the massive information received on this level, the previous, current, and future performance of each device in the connection can be assessed to facilitate self-comparison among devices; ‘Cognition’, where infographics are used to transfer the vital information acquired to users. Here, decisions can be made on priority functions due to the availability of information on device statuses and comparative information; and ‘Configuration’, which is the response from the virtual space to the physical space and serves as an executive control to enable devices to self-configure and self-adapt. The corrective and preventive decisions undertaken in the Cognition Level is applied here (Fig. 1).

According to Lee et al. [59], employing a 5-Layer Cyber-Physical System in factories offer numerous benefits to production lines which consists of elements such as sensors, machinery, and production system. For the elements, the moment the sensory data from vital components has been transformed into useful information, a cyber-twin of the components will be liable for securing time machine

**Fig. 1** An image depicting the 5 layer cyber-physical system/5C architecture adopted from [59] and illustrated by author



records and integrating future measures to provide self-awareness and self-forecast. Subsequently, more complex machine data would be collected to the elements information to observe the status and create the cyber-twin of each device. These cyber-twins provide the extra self-assessment ability. Then with the production system, accumulated information from elements and device level information provide self-customisability and self-operability to the factory. At this point, the level of knowledge available guarantees a near zero production downtime and facilitates production and inventory planning for optimisation. Ahmadi et al. [60] asserts that the 5-Layer Cyber-Physical System facilitates engineering of better devices by leveraging performance data, remote device management, and operation optimisation, among other.

#### 2.4.2 Six-Layer Digital Twin Architecture

A Six-Layer Digital Twin Architecture was created by Redelinghuys et al. [61] to facilitate interaction between the physical and digital entities, as well as the digital entity and the external world, targeted at circumstances where the products of several suppliers are utilised in the physical entity and the rest of the digital twin. According to Redelinghuys et al. [62], the Six-Layer digital twin architecture was inspired by the 5C architecture of Lee et al. [59]. The first and second layers comprise of the physical entity. The first layer consists of physical devices such as sensors which exchange signals with the local controller. The local controller is located at the second layer which is the data source for the physical entity. The third layer provides a communication interface which is supplier neutral between the physical entity and the other layers of the architecture. Aside communicating with layer 4, it is able to directly log data to the cloud in layer 5 and at times layer six [62]. The fourth layer, also known as the IoT Gateway processes the data from the third layer to obtain useful insights for the upper layers. The fourth layer interfaces with the cloud data source, and the local data source. As such, adding a graphical user interface to this layer, where some of the major digital twin operations can be managed, is appropriate. The fifth layer is a cloud-based information repository for the physical and digital twin. As different stakeholders may have different information needs, numerous repositories are seen at this level. Holding the repositories in the cloud improves ease of access and



use, and connectedness to the digital twin [61]. The sixth layer serves as a dashboard which connects the user to real-time historic information about the physical entity. It is equipped with emulation and simulation software such as Siemens Tecnomatix Plant Simulation which allows a user to interface with this layer.

### 2.4.3 COGNITWIN

Abburu et al. [63] presented an abstract architecture of the Cognitive Twin Toolbox (COGNITWIN) focusing particularly on the process industry. Three stages of twins were established: a Digital Twin, which makes use of only isolated prototypes of the physical system; a Hybrid Twin which has the ability to interrelate with its prototypes; and a Cognitive Twin which uses protracted prototypes that include proficient knowledge for problem-solving and to handle unfamiliar circumstances. The toolbox suggests five layers: Model Management Layer, Data Ingestion and Preparation Layer, Service Management Layer, Twin Management Layer, and a User Interaction Layer.

The required model types are almost parallel to the distinct semantic models in the reference framework for digital twin proposed by Josifovska et al. [64] and contains first-order theory models based on the underlying physics, empirical models, etc. The Service Management Layer is liable for managing services, like registering and planning. Two types of services are distinguished. Data-driven and model-based driven services are the two types of services recognised. The Twin Management Layer controls the composition of the digital twin, especially, the management problem as a result of changes in the performance of the physical system. The toolbox also presents a User Interaction Layer where clients can delve into the COGNITWIN.

## 2.5 *Digital Twin Applications*

As a result of artificial intelligence, machine learning, Internet of Things, Big Data Analytics, and cloud computing working together, digital twins has become more detailed and predictive, thereby facilitating valuable applications. Digital twins have been applied in several sectors, ranging from healthcare to manufacturing. Some application cases emerging from literature are discussed as follows.

### 2.5.1 Manufacturing

According to Fuller et al. [65], the greatest reason for applying digital twins in the manufacturing sector is finding ways to track and monitor products while saving time and money. Other drivers for the application of digital twins in manufacturing include the need to gain competitive advantage, requirements for production flexibility on the market, the desire to follow a worldwide movement, the need to achieve

process transparency, and safety concerns, among others [66]. As manufacturing processes are increasingly becoming digital, it is opening up opportunities for smart manufacturing. Qi and Tao [67] explained that digital twins in manufacturing help to bridge the gap between the physical and virtual processes such that the use of IoT for the collection of real-time data in large volumes, based on cloud computing allows manufacturers to identify bottlenecks in their processes, trace to the root-cause and find the best possible solution. This ensures that manufacturing processes are efficient and more competitive. In accord, Xu et al. [68] also explained that digital twins provide a new concept for fault diagnosis such that issues in manufacturing processes which cannot be traced to its root-cause and assessed physical, can be evaluated on the virtual twin, with the appropriate what-if analysis to find the best solution.

### **2.5.2 Healthcare**

Digital twins in healthcare is classified under digital health technology. Here, the physical entity may be living, may be in the form of wearable devices, software for diagnosis, medical devices, or drug development. Philips [69] explored digital twins of a human heart. They focused on how clinicians could confidently assess disease states of the heart, determine treatment, and guide therapies enabled by anatomical intelligence. Liu et al. [70] developed a healthcare system referred to as cloud healthcare which is based on digital twin healthcare (CloudDIGITAL TWINH). It offers important insights into a design of a setup that consists of the patient, the physician, the digital twin, and the technical implementation of the digital twin prototype. With the digital twin healthcare potential solutions can be assessed in virtual environments, such as drug experimentations, preparations and simulations for surgeries, staff scheduling, etc. Also, Orcajo [71] described wearables with sensors that feed real-time data to the cloud healthcare to enable patient monitoring and help develop model for the early detection of symptoms, diagnosis of diseases at its early stage and assess the effectiveness of treatment. Several drugs may also be tested on the digital twin patient to select the best drug for the situation, given the patient's medical records and conditions.

### **2.5.3 Smart Cities**

According to Kosowatz [72], digital twins are being employed in the planning of cities to facilitate planning and prediction. The digital twin of a city is expected to reflect accurately and affect the laid down procedures used to operate and manage the city. As explained by Khajavi et al. [73], the virtual mirror of a city with all the constituents of the city represented on the virtual entity, provides an opportunity to improve operability and city planning. The major areas identified by Kumar et al. [74] as vital for developing smart cities are physical infrastructure, planning, information technology infrastructure, and smart solutions such as tourism services, tragedy management, etc. Smart cities are to improve residents' lives, promote security and environmental

efficiency, through centrally regulated and supervised technical infrastructure [75]. As asserted by Farsi et al. [76], digital twin technologies are important for city development and efficiency as it facilitates monitoring, the ability to clearly visualise, detecting and predicting concerns in real-time. Having the ability to view all nooks and crannies, and systems within a city virtually and applying what-if scenarios by leveraging on IoT technologies, artificial intelligence, and other technologies, to see what effects it will have on the city and its residents gives an opportunity to improve traffic flow, enhance energy efficiency, and improve security, among others. Some examples of smart cities given by Kosowatz [77] include Singapore, which has integrated smart technologies into housing via a framework that takes into account, buildings, living, environment and planning to be able to analyse solar diffusion, wind flow, best sites for new constructions, etc.; Dubai, which uses artificial intelligence to monitor bus drivers in order to reduce car accidents caused by exhaustion, and also having self-governing police stations where residents can make reports and pay for fines without dealing with a human being; and London, which desires to achieve a connected London by installing 5G cells 200 m apart, using drones to identify places where cellular antennas can be installed, and fitting lampposts with sensors and charging ports for electric vehicles.

#### **2.5.4 Education**

Digital twin is becoming a new tool for education. According to Hinduja et al. [78], it allows rapid teaching and learning of new concepts. Using digital twins in education increases flexibility such that equipment that are too expensive for schools to afford and processes that are too slow to study physically may be accessed by just the click of a computer mouse. As explained by Hinduja et al. [78], digital twins in education encourages creativity and facilitates the simulation of complex experiments. In support, Sepasgozar [79] also reasoned that digital twin in education improves creativity as there is the opportunity to have an active learning experience rather than a passive one. An example is students at Aarhus School of Marine and Technical Engineering using 3D replicas of automation systems to program automated production lines [16].

#### **2.5.5 Transportation**

As the populations increase, cities face the challenge of effective management of transport flows. There are usually control centres to ensure normal traffic flows on road networks and digitalising these centres is a key step to effective management. Rudskoy et al. [80] explained that digitalised control centres are achieved by implementing Intelligent Transport Systems. One of the major elements of the Intelligent Transport System is digital twins that make use of mathematical modelling methods to assess transport networks, identify issues and propose viable solutions. Access to the transport networks enables easy management of all aspects of the networks

and the information related to it. According to Zhaohui et al. [81], digital twin in transportation ensures proper management of infrastructure, virtual assessments, and experiments to curb transportation issues.

### 3 Materials and Methods

This was quantitative research such that it employed quantitative methods for the study, that is, a systematic review and a bibliometric analysis. A systematic review was performed to obtain appropriate studies in digital twins for the research. A systematic review provides a summary of existing studies upon which informed judgements and recommendations can be made. A bibliometric analysis was also conducted to investigate the level of publications, the most researched subject areas, the most influential authors, and publishers, as well as the geographical distribution as used by Okumus et al. [82].

#### 3.1 Identification of Sources and Data Collection

In identifying data sources, three major research databases were considered: Web of Science, Scopus, and Google Scholar. While some studies including Bramer et al. [83] concluded that a single data source is not adequate for bibliometric analysis and systematic review, others such as Rice et al. [84] argued that a single database is sufficient as other databases have no impact on the results. A single database was selected based on the latter argument.

The data relevant to this study was retrieved from Web of Science Core Collection, an index of high-quality peer-reviewed publications currently managed by Clarivate Analytics. In order to identify all applicable publications, no lower limit was set, and the search was extended through to May 2021. The keyword string below was used to produce the preliminary database of publications in Web of Science.

“Digital Twin\*” OR “DT” AND “Digital Twin\* + Architecture” AND “Digital Twin\* + Application” AND “Digital Twin\* + Reference Model”

This keyword search yielded 2826 results. The quick filters on Web of Science were then used to filter the results on broad categories such as document type, the search results were limited to only journals; language, only the articles written in English were selected, and documents published later than May 2021 were excluded. This reduced the results to 1490 documents. The titles and abstracts of the publications were then manually assessed. The final dataset for this study after excluding additional 552 publications included a total of 938 publications. This search procedure was informed by PRISMA (Preferred Reporting Items for Systematic Reviews and Meta-Analysis) guidelines for performing systematic reviews (Fig. 2).

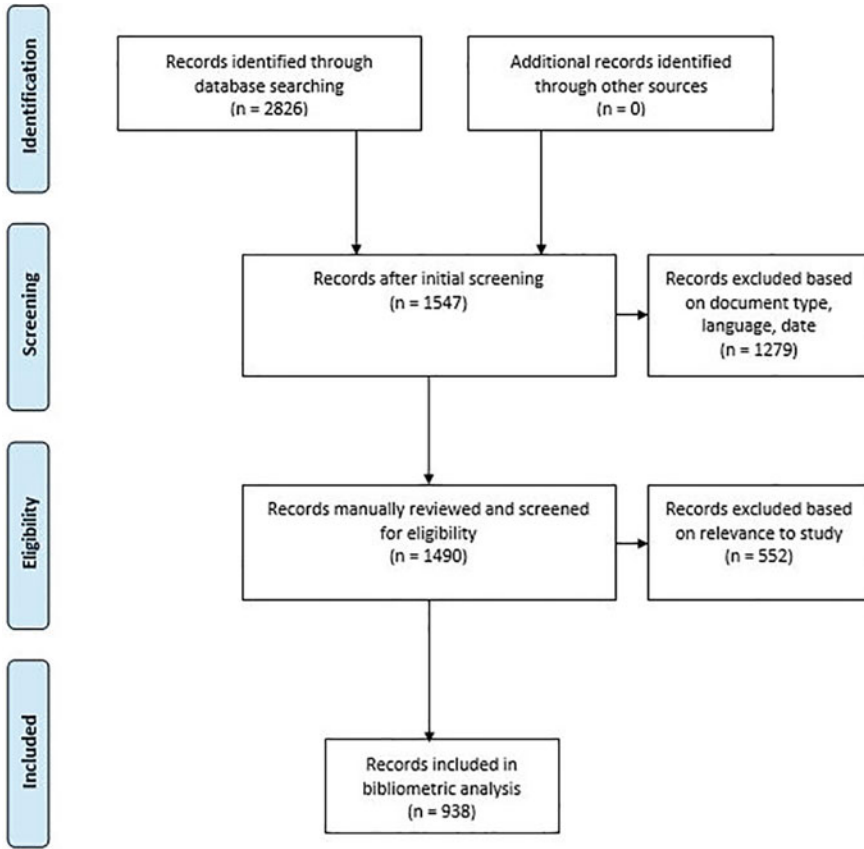


Fig. 2 PRISMA flow diagram describing the collection of digital twin technology, architecture, and application documents from Web of Science [85]

### 3.2 Data Analysis Methods

The data consisting of 938 documents was exported from Web of Science as both an Excel file and a Tab Delimited file. This is because the various analysis tools to be used could only work with one of these file types. The file consisted of meta data for each document, including name of authors, affiliated organisations and countries, title of article, source, abstract, publishers and publication locations, publication years, and other citation data. In order to use the VOSviewer software for the bibliometric analysis, a thesaurus file had to be created to filter the data, as used by Hallinger and Chatpinyakooop [86]. The thesaurus file had a ‘label’ column and a ‘replace by’ column, where same words expressed in a slightly different manner could be represented in singular form. For instance, some articles wrote ‘industry 4.0’ as ‘industry 4.0’ and without the thesaurus file to correct this during the keyword

analysis, VOSviewer was giving results for ‘industry 4.0’, ‘industry 4’ and ‘0’. Also, names such as ‘Tao, Fei’ represented as ‘Tao, F’ were being treated as different names. The quantitative analysis made use of descriptive methods, co-authorships, citation and co-citation analysis, and co-occurrence analysis. Descriptive methods such as the use of pie charts, bar charts, tree map charts and maps were used to present basic features such as publication growth trend, publication outlets and publication geographical distribution, and research areas. This was done with Excel and Tableau software programs.

VOSviewer, a software tool for structuring and visualising bibliometric systems such as journals and other publications was used to perform a bibliometric analysis. Jan van Eck and Waltman [87] explain that VOSviewer has the ability to interpret and display large bibliometric maps in a comprehensible manner. Using the VOSviewer software, co-authorship analyses have been performed, a keyword co-occurrence has also been conducted to identified top concepts that have appeared across several of the research in relation to digital twins, and a citation and co-citation for authors and articles has been undertaken to identify key authors and key articles in digital twin research. According to Zupic and Čater [88], the co-citation analysis complements the citation analysis as it captures a broader literature base by basing its analysis on the referenced list. As such, it is not uncommon for items to appear in a citation analysis list and not appear on a co-citation analysis list, especially if the citation analysis is based on just a single database.

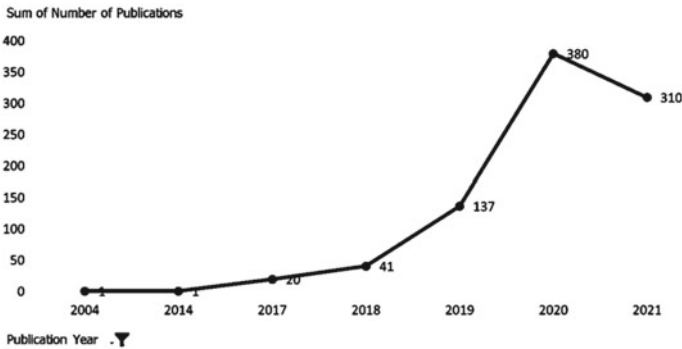
## 4 Findings and Discussion

### 4.1 Findings

The results are presented in line with the deductive approach followed by Karakus et al. [89]. It begins from more general findings and flows down to more specific results. It begins by giving details of the data such as the publications per year, research areas, and publications per publisher. From there, the findings on co-authorship follows as per the countries, organisations, and authors. The results on co-authorships are then presented according to countries, authors, and documents, after which the co-occurrences of author keywords are shown. Citation and co-citation of authors and documents are also presented. This makes it easier to understand as it gives broad knowledge about the data and findings before moving on to more specific outcomes.

#### 4.1.1 Publication Trend

Out of the 938 documents retrieved from Web of Science, 1 was published as far back as 2004, 1 in 2014, 20 in 2017, 41 in 2018, 137 in 2019, 380 in 2020 and 310



**Fig. 3** Growth trajectory of publications on digital twin technology, architecture, and applications (n = 890)

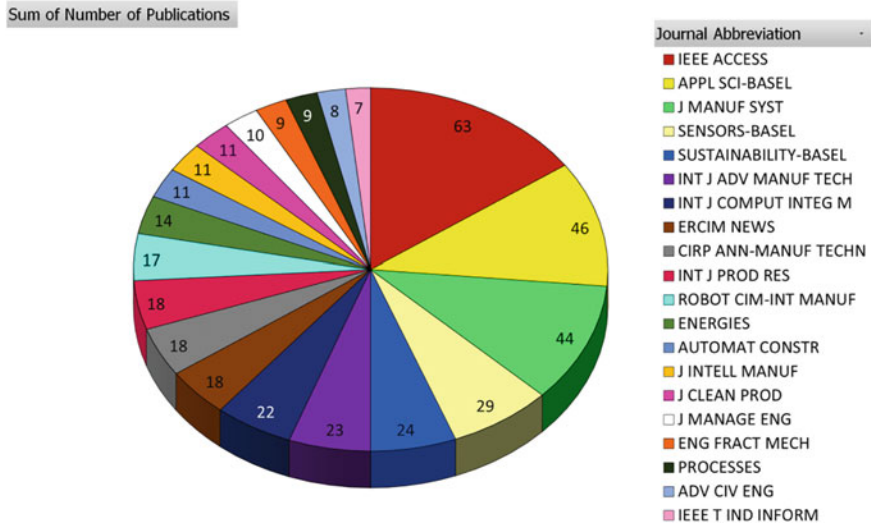
from January 1 to May 31, 2021. 48 documents were early access journals released before May 31, 2021. Although the date for the search had no lower limits, there was no publication date older than 2004. As seen in Fig. 3, there has been an upwards increasing trend in the publications on digital twin technology, its architecture, and applications because it recently started gaining thrust and the benefits derived from this concept has aroused the interest of industrial and research populations over the years [90].

This growth trend indicates that about 88% of the literature in digital twins have been produced in the past three years (2019–2021). This exponential growth is due to the realisation by industries and researchers the fascinating and substantial opportunities digital twin technologies offer [27, 28]. These benefits of digital twins are projected to drive research over the years to come.

### 4.1.2 Publication Outlets

The 938 documents used for this study were published across 387 journals. The top 20 journals published 412 out of the 938, which makes 43.9% of the total number of journals. IEEE Access, which is a multidisciplinary peer-reviewed open access journal of the Institute of Electrical and Electronics Engineering (IEEE) was the most productive channel, publishing 63 journals in total. The next two were Applied Sciences (Basel, Switzerland) and Journal of Manufacturing Systems which published 46 and 44 documents respectively. The remaining journals published below 30 documents each out of the data used as shown in Fig. 4.

The publishers of these documents were also evaluated and ranked using the number of publications. A total of 125 publishers were identified in relation to the 938 documents assessed. Some publishers had just 1 publication and it would be cumbersome to include all 125 publishers. As such, the top 20 publishers with the highest number of publications were selected and presented in Table 1. From the table, the publisher with the highest number of publications is MDPI (Multidisciplinary



**Fig. 4** Top 20 journals in the publication of articles on digital twin technology, architecture, and applications ranked by number of articles in Web of Science until May 31, 2021

Digital Publishing Institute), a publisher of open access scientific journals, with 172 publications. The next was IEEE (Institute of Electrical and Electronics Engineers) Publishing with 115 publications. Elsevier Science Ltd, Elsevier and Pergamon-Elsevier Science Ltd came next with 81, 79, and 60 publications respectively. Elsevier and Springer appeared a number of times in the top 20 but from different publication cities as shown in Table 1.

The countries of the publishers were also assessed and represented in the form of a map in Fig. 5 to show which countries were strongest in terms of publishing of articles on digital twin technology, its architecture, and applications. From the map, it is reflected that the United Kingdom had the most publications with 294 publications. United States of America (USA), Switzerland, and Netherlands followed with 221, 179, and 102 in that order.

### 4.1.3 Research Areas

The study was not limited to any specific research areas in order to ascertain meaningful representations in all fields in relation to digital twins as explained by Ross and Zaidi [91]. As such, 155 research areas were identified from the data extracted. The research area with the highest number of publications was Engineering, with 141 publications, which was almost twice as many publications as that of the next research area: Computer Science, Engineering and Telecommunications with 72 publications. The gap between the first two research areas was 69 publications, showing a clear advancement in research of digital twins in the field of engineering. Due to the large



**Table 1** Top 20 publishers in the publication of research on digital twin technology, architecture, and applications ranked by number of publications until May 31, 2021

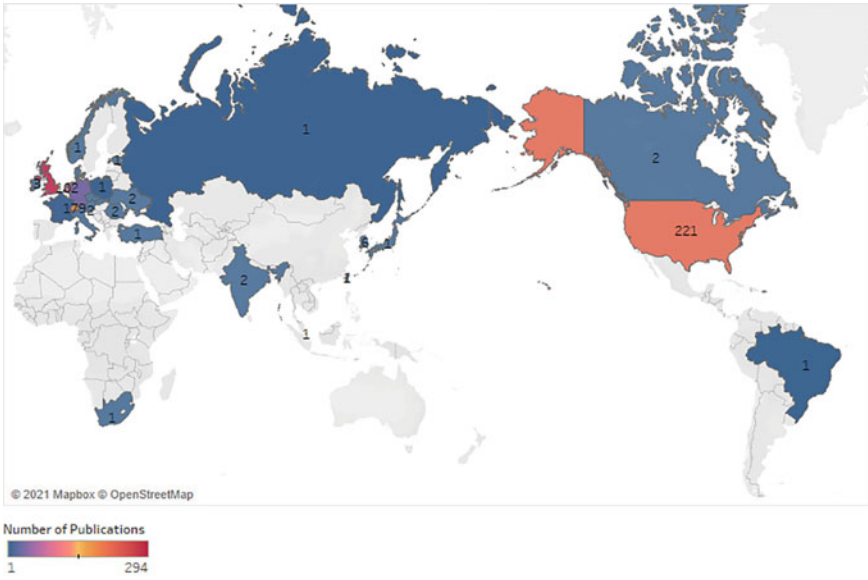
| Publisher  | Number of publications | Publication city       | Country     |
|--|------------------------|------------------------|-------------|
| MDPI   | 172                    | Basel                  | Switzerland |
| IEEE—Inst Electrical Electronics Engineers Inc.          | 115                    | Piscataway             | USA         |
| Elsevier Sci Ltd   | 81                     | Oxford                 | England     |
| Elsevier   | 79                     | Amsterdam              | Netherlands |
| Pergamon-Elsevier Science Ltd                            | 60                     | Oxford                 | England     |
| Taylor & Francis Ltd                                     | 57                     | Abingdon               | England     |
| Springer   | 25                     | New York               | USA         |
| Springer London Ltd                                      | 25                     | London                 | England     |
| Springer Heidelberg                                      | 25                     | Heidelberg             | Germany     |
| Wiley  | 18                     | Hoboken                | USA         |
| European Research Consortium Informatics and Mathematics | 18                     | Sophia Antipolis Cedex | France      |
| Emerald Group Publishing Ltd                             | 14                     | Bingley                | England     |
| Hindawi Ltd  | 13                     | London                 | England     |
| ASCE—Amer Soc Civil Engineers                            | 11                     | Reston                 | USA         |
| ASME   | 10                     | New York               | USA         |
| Sage Publications Ltd                                    | 9                      | London                 | England     |
| Wiley-Hindawi  | 9                      | London                 | England     |
| Frontiers Media Sa                                       | 7                      | Lausanne               | Switzerland |
| Walter De Gruyter GMBH                                   | 6                      | Berlin                 | Germany     |
| Elsevier Science Inc.                                    | 6                      | New York               | USA         |

number of research areas identified, only the top 20 were represented in the Tree Chart below (Fig. 6).

#### 4.1.4 Co-authorship Analysis

According to [92], co-authorship analysis is the assessment of the collaboration relationships between two or more research publications in a specified. It may be in terms of authors of the publications, its affiliated organisations, and/or countries.

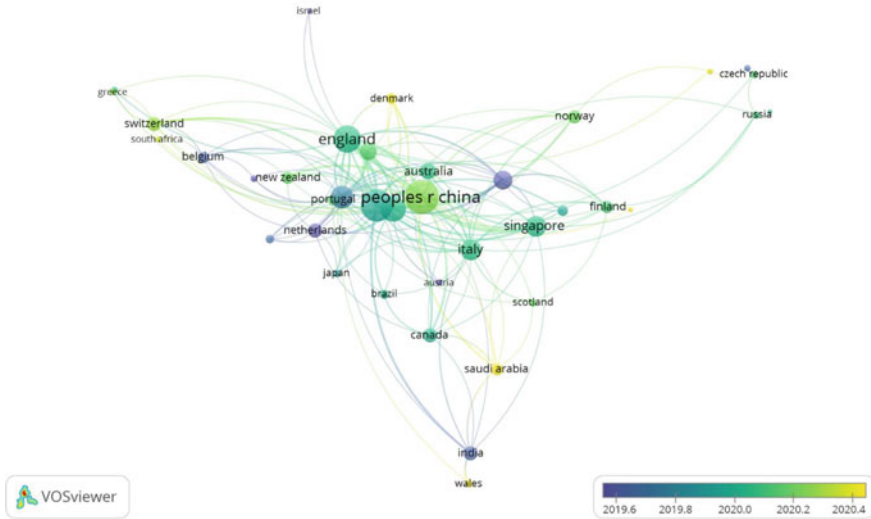
The co-authorship of countries consists of countries, which are represented by nodes and links which connect the nodes in the form of co-authorships. There is a



**Fig. 5** Geographical distribution of countries of publishers of research on digital twin technology, architecture, and applications



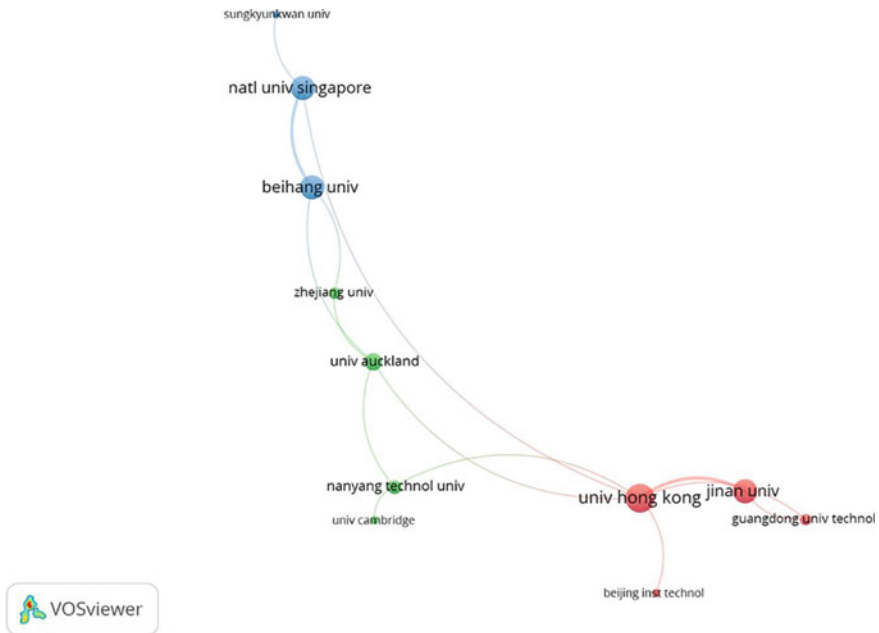
**Fig. 6** A tree map chart presenting the top 20 research areas studied by the identified documents on digital twin research



**Fig. 7** Country co-authorship overlay visualisation map of the literature on digital twin technology, architecture, and applications (n = 70 countries in the co-authorship network; threshold of 5 documents per country; display of 39 countries)

link between two countries if they have co-authored at least one document and the size of the nodes here are proportional to the total link strength of the country. For the purpose of this study, the minimum number of documents of a country was set to 5, and out of 70 countries associated with the publications, 39 met the threshold. The co-authorship of countries is presented with an overlay visualisation in Fig. 7. Out of these 39 countries, the People’s Republic of China had the most co-authorships with 228 documents, 3495 citations, and a total link strength of 100. United States of America (USA) came in second with 139 documents, 1595 citations, and 89 as its total link strength. The details of the next 3 countries are specified in (X, Y, Z) format, made to represent number of documents, number of citations, and total link strength. The countries that followed are England with (81, 634, 63), Germany with (106, 930, 57), and France with (47, 620, 44). These were ranked as the top 5 countries for co-authorship based on their total link strength. The colour of the nodes in Fig. 7 show how recent publications from the represented countries have been.


The co-authorship of organisations shows the relationship patterns between organisations related to co-authored documents. In this case, the organisations are represented by the nodes and the connections between the nodes are shown by the links. Setting the minimum number of documents of an organisation to 10, 18 organisations out of the 1159 organisations associated with the publications in the data met the threshold. Out of these 18 organisations, the largest set of connected nodes consisted of 11 organisations as shown in the network visualisation in Fig. 8. The total number of documents, citations and total link strengths for each organisation was calculated. The organisation with the highest total strength was University of Hong Kong with



**Fig. 8** Organisation co-authorship network visualisation map of the literature on digital twin technology, architecture, and applications ( $n = 1159$  organisations in the co-authorship network; threshold of 10 documents per organisation; display of 11 organisations)

15 documents, 92 citations, and 12 for total link strength. This was followed by Beihang University with 23 documents, 1364 citations and 8 for total link strength. The other organisations are presented in the format (X, Y, Z), representing number of documents, citations, and total link strength respectively. Jinan University followed with (12, 27, 8), National University of Singapore with (14, 738, 8), University of Auckland with (11, 324, 4), Nanyang Technological University with (12, 217, 3), Guangdong University of Technology with (11, 530, 2), Zhejiang University with (10, 46, 2), Beijing Institute of Technology with (10, 167, 1), Sungkyunkwan University with (11, 107, 1), and then University of Cambridge with (17, 230, 1). The organisations stated were the top 11 organisations in terms of total link strength which constituted the largest set of connected nodes.

Author co-authorships of the publications are presented with a density visualisation in Fig. 9. For inclusion purposes, the minimum number of documents of an author was set to 5. Of the 3410 authors identified in the dataset, 25 met the threshold. In Fig. 9, the density visualisation was weighted by the total link strength and the portions turning yellow signify a larger total link strength. Using the total link strengths, the top 10 authors with strongest co-authorships are presented below. The author with the strongest co-authorship was Qiang Liu with 8 documents, 475 citations and total link strength of 29. Xin Chen and Jiewu Leng followed, each with 7 documents, 461 citations, and a total link strength of 29. As shown in Fig. 9, these 3



**Fig. 9** Author co-authorship density visualisation of the literature on digital twin technology, architecture, and applications (n = 3410 authors in the co-authorship network; threshold of 5 documents per author; display of 16 authors)

authors have the brightest and biggest portion of yellow in the density visualisation. The specifics of the remaining of the top authors in co-authorships are presented in the format (X, Y, Z). Ding Zhang followed with (5, 331, 23), then Douxi Yan with (5, 240, 22), Fei Tao with (11, 1266, 12), Rikard Soderberg with (8, 197, 12), Kristina Warmefjord with (7, 187, 11), A. Y. C. Nee with (6, 653, 10), and Lars Lindkvist with (5, 181, 9).

**4.1.5 Co-occurrence of Author Keywords**

Keywords are important words or phrases of an article, that usually represent its main content [93]. Co-occurrence of these keywords exhibit their interconnectedness based on their combined presence in articles. The co-occurrence of author keywords for this study are shown in Fig. 10 with a network visualisation. For inclusion purposes, the minimum number of occurrences of keywords was set to 10. Of the 3110 keywords identified, 25 met the threshold. The total number of occurrences and total link strength for the keywords were calculated and the most frequent keyword was Digital Twin, with 542 occurrences and a total link strength of 429. The next keyword was Industry 4.0 with 89 occurrences and total link strength of 137, and then Internet of Things with 60 occurrences and a total link strength of 111. The occurrences and total link strength of the remaining keywords are presented in the format (X, Y) in that order. The next keyword was Cyber-Physical Systems with (49, 77), then Smart



**Fig. 10** Co-occurrence of author keywords network visualisation map for literature in digital twin technology, architecture, and application until May 31, 2021 (n = 3110 keywords; threshold of 10 occurrences; display of 21 keywords)

Manufacturing with (40, 63), Simulation with (46, 58), Machine Learning with (43, 58), Artificial Intelligence with (27, 45), Manufacturing (18, 37), and then Virtual Reality with (22, 32). These are the top 10 keywords based on the occurrences and total link strength.

Considering Fig. 10, the colours of the nodes represented as frames signify different clusters in which the keywords are regularly linked to each other. The cluster with the green colour consists of Digital twins, Industry 4.0, Cyber-Physical Systems, Industrial Internet of Things, and Smart Manufacturing, four of which are among the top 5 keywords.

**4.1.6 Citation and Co-citation Analyses**

Citation and co-citation analysis were employed in order to identify the most influential authors publishing on digital twin technology, its architecture, and applications. The citation analysis, using the Web of Science citation of authors, highlights the most prominent authors such as Fei Tao with 1266 citations, A. Y. C. Nee with 653 citations, Qinglin Qi with 617 citations, and the others, making up the top 20 as shown in Table 2.

**Table 2** Top 20 most cited authors in research on digital twin technology, architecture, and applications until May 31, 2021

| Rank | Author                 | Number of documents | Web of science citations | Citations per document |
|------|------------------------|---------------------|--------------------------|------------------------|
| 1    | Fei Tao                | 11                  | 1266                     | 115                    |
| 2    | A. Y. C. Nee           | 6                   | 653                      | 109                    |
| 3    | Qinglin Qi             | 5                   | 617                      | 123                    |
| 4    | Meng Zhang             | 4                   | 524                      | 131                    |
| 5    | Qiang Liu              | 8                   | 475                      | 59                     |
| 6    | Xin Chen               | 7                   | 461                      | 66                     |
| 7    | Jiewu Leng             | 7                   | 461                      | 66                     |
| 8    | Ang Liu                | 4                   | 414                      | 104                    |
| 9    | Hao Zhang              | 5                   | 394                      | 79                     |
| 10   | Ding Zhang             | 5                   | 331                      | 66                     |
| 11   | Nabil Anwer            | 4                   | 325                      | 81                     |
| 12   | Xun Xu                 | 8                   | 308                      | 39                     |
| 13   | Benjamin Schleich      | 4                   | 282                      | 71                     |
| 14   | Sandro Wartzack        | 2                   | 276                      | 138                    |
| 15   | Luc Mathieu            | 1                   | 276                      | 276                    |
| 16   | Morteza Ghobakhloo     | 1                   | 244                      | 244                    |
| 17   | Douxi Yan              | 5                   | 240                      | 48                     |
| 18   | He Zhan                | 1                   | 222                      | 222                    |
| 19   | T. DebRoy              | 3                   | 220                      | 73                     |
| 20   | Abdulmotaleb El Saddik | 4                   | 210                      | 53                     |

The outcome of the author co-citation analysis is presented in Table 3. From the table, the top 20 most influential authors identified in terms of co-citations include 5 of the most influential authors identified using direct citations: Fei Tao, Qinglin Qi, Benjamin Schleich, Jiewu Leng, and Hao Zhang. Despite this not being an unusual occurrence [94], it should be noted that Web of Science data includes only the first author of a cited document; other authors are not considered in a co-citation analysis of cited authors, and this could be the explanation for the considerable difference.

A citation analysis was performed to complement the identification of the job journals in digital twin research. Based on the number of citations, the top 20 journals were selected. Out of the top 20 most cited journals in Table 4, 17 of the journals are among the top 20 journals ranked according to number of publications in Fig. 4. IEEE Access came out as the most prominent journal in both cases.

Similarly, a citation analysis was conducted to identify the most influential articles in digital twin literature. For inclusion, the minimum number of citations per document was set to 80 citations. Out of the 938 documents, 20 met the threshold.

**Table 3** Top 20 most co-cited authors in research on digital twin technology, architecture, and applications until May 31, 2021

| Rank | Author                         | Co-citations | Total link strength |
|------|--------------------------------|--------------|---------------------|
| 1    | <sup>a</sup> Fei Tao           | 821          | 4768                |
| 2    | Michael Grieves                | 281          | 1841                |
| 3    | <sup>a</sup> Qinglin Qi        | 161          | 1280                |
| 4    | Jay Lee                        | 161          | 1033                |
| 5    | <sup>a</sup> Benjamin Schleich | 138          | 969                 |
| 6    | <sup>a</sup> Jiewu Leng        | 137          | 1050                |
| 7    | Elisa Negri                    | 123          | 912                 |
| 8    | Thomas H.-J. Uhlemann          | 117          | 939                 |
| 9    | Stefan Boschert                | 117          | 863                 |
| 10   | Roland Rosen                   | 110          | 880                 |
| 11   | Edward Glaessgen               | 106          | 803                 |
| 12   | Yuqian Lu                      | 102          | 742                 |
| 13   | Rikard Soderberg               | 99           | 725                 |
| 14   | Kazi Masudul Alam              | 80           | 635                 |
| 15   | Eric J. Tuegel                 | 79           | 659                 |
| 16   | Werner Kritzing                | 78           | 571                 |
| 17   | <sup>a</sup> Hao Zhang         | 76           | 707                 |
| 18   | Yingfeng Zhang                 | 67           | 578                 |
| 19   | Michael Schluse                | 65           | 572                 |
| 20   | Cunbo Zhuang                   | 64           | 585                 |

<sup>a</sup> Indicates that the author also appeared in Table 2

Majority of the top 20 most cited articles in Table 5 were authored by the most influential authors presented in Tables 2 and 3 such as Fei Tao, Qinglin Qi, Benjamin Schleich, and Michael Schluse among others. The Web of Science citation counts of the topmost cited articles on digital twins are in moderation, as compared to citation counts of other digital technologies.

The articles were grouped into topical clusters and differentiated with colours as shown in Fig. 11. Cluster 1 is made up of 6 red coloured frames. It is made up of Alam and Saddik [20], Soderberg [98], Zhang et al. [104], Liu et al. [70], Leng et al. [29], and Ding et al. [107]. These articles concentrated on digital twin architecture and digital twin design methodologies. Cluster 2, consisting of 5 green coloured frames focused on digital twins in manufacturing to achieve smart manufacturing. This cluster consisted of Qi and Tao [67], Schleich et al. [19], Ghobakhloo [95], Tao et al. [100], and Tao et al. [26], three of which are the top 3 most cited articles. Cluster 3 consists of 4 blue frames: Tao et al. [97, 99], Knapp et al. [106], and Schluse et al. [108]. These articles focused on emerging and fast-growing technologies in digital



**Table 4** Top 20 most cited journals in the publication of research on digital twin technology, architecture, and applications until May 31, 2021

| Rank | Journal   | Total number of publications | Total number of citations |
|------|---|------------------------------|---------------------------|
| 1    | <sup>a</sup> IEEE Access  | 63                           | 1489                      |
| 2    | <sup>a</sup> CIRP Annals—Manufacturing Technology                       | 18                           | 699                       |
| 3    | <sup>a</sup> International Journal of Production Research               | 18                           | 566                       |
| 4    | <sup>a</sup> Journal of Manufacturing Systems                           | 44                           | 539                       |
| 5    | <sup>a</sup> Robotics and Computer-Integrated Manufacturing             | 17                           | 353                       |
| 6    | <sup>a</sup> IEEE Transactions on Industrial Informatics                | 7                            | 351                       |
| 7    | <sup>a</sup> Journal of Ambient Intelligence and Humanized Computing    | 7                            | 280                       |
| 8    | <sup>a</sup> The International Journal of Advanced Manufacturing        | 23                           | 245                       |
| 9    | <sup>a</sup> International Journal of Computer Integrated Manufacturing | 22                           | 245                       |
| 10   | <sup>a</sup> Journal of Cleaner Production                              | 11                           | 219                       |
| 11   | <sup>a</sup> Sustainability-Basel                                       | 24                           | 169                       |
| 12   | <sup>a</sup> Applied Sciences-Basel                                     | 46                           | 166                       |
| 13   | Computers in Industry   | 5                            | 158                       |
| 14   | <sup>a</sup> Journal of Management in Engineering                       | 10                           | 118                       |
| 15   | <sup>a</sup> Journal of Intelligent Manufacturing                       | 11                           | 110                       |
| 16   | <sup>a</sup> Automation in Construction                                 | 11                           | 107                       |
| 17   | <sup>a</sup> Sensors-Basel  | 29                           | 87                        |
| 18   | <sup>a</sup> Engineering Fracture Mechanics                             | 9                            | 52                        |
| 19   | IEEE Transactions on Power Electronics                                  | 5                            | 46                        |
| 20   | <sup>a</sup> Energies   | 14                           | 39                        |

<sup>a</sup> Indicates that journal appeared in Fig. 4

**Table 5** Top 20 most cited articles on digital twin technology, architecture, and applications until May 31, 2021

| Rank | Article              | Article title  | Times cited, WoS core |
|------|----------------------|--|-----------------------|
| 1    | Qi and Tao [67]      | Digital twin and big data towards smart manufacturing and industry 4.0: 360 degree comparison                    | 288                   |
| 2    | Schleich et al. [19] | Shaping the digital twin for design and production engineering   | 276                   |
| 3    | Ghobakhloo [95]      | The future of manufacturing industry: a strategic roadmap toward Industry 4.0                                    | 244                   |
| 4    | Tao and Zhang [96]   | Digital twin shop-floor: a new shop-floor paradigm towards smart manufacturing                                   | 244                   |
| 5    | Tao et al. [97]      | Digital twin in industry: state-of-the-art   | 222                   |
| 6    | Alam and Saddik [20] | C2PS: a digital twin architecture reference model for the cloud-based cyber-physical systems                     | 197                   |
| 7    | Soderberg [98]       | Toward a digital twin for real-time geometry assurance in individualized production                              | 150                   |
| 8    | Tao et al. [99]      | Digital twin-driven product design framework   | 138                   |
| 9    | Tao et al. [100]     | Digital twin driven prognostics and health management for complex equipment                                      | 128                   |
| 10   | Zhuang et al. [101]  | Digital twin-based smart production management and control framework for the complex product assembly shop-floor | 127                   |
| 11   | Bolton et al. [102]  | Customer experience challenges: bringing together digital, physical, and social realms                           | 116                   |
| 12   | Zheng et al. [103]   | A systematic design approach for service innovation of smart product-service systems                             | 115                   |

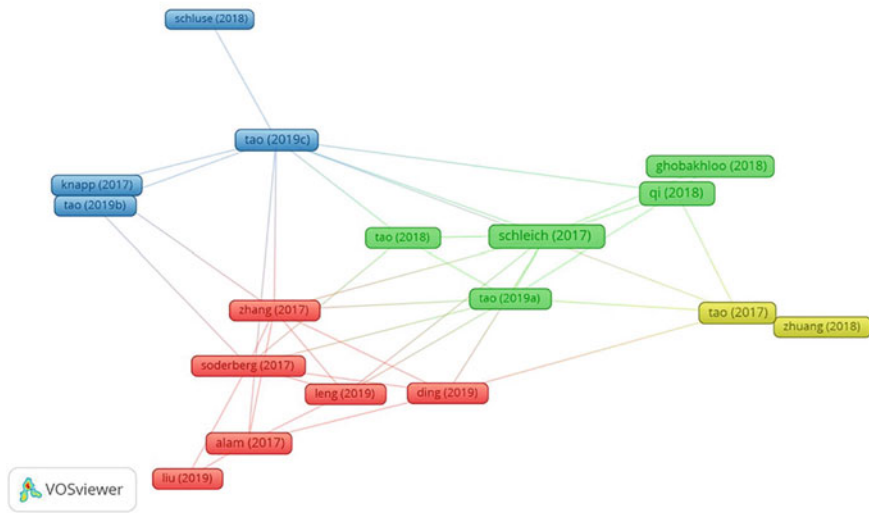
(continued)

**Table 5** (continued)

| Rank | Article                 | Article title  | Times cited, WoS core |
|------|-------------------------|--|-----------------------|
| 13   | Zhang et al. [104]      | A digital twin-based approach for designing and multi-objective optimization of hollow glass production line     | 112                   |
| 14   | Liu et al. [70]         | Digital twin-driven rapid individualised designing of automated flow-shop manufacturing system                   | 109                   |
| 15   | Ivanov and Dolgui [105] | A digital supply chain twin for managing the disruption risks and resilience in the era of Industry 4.0          | 107                   |
| 16   | Tao et al. [26]         | Digital twins and cyber-physical systems toward smart manufacturing and industry 4.0: correlation and comparison | 103                   |
| 17   | Leng et al. [29]        | Digital twin-driven manufacturing cyber-physical system for parallel controlling of smart workshop               | 103                   |
| 18   | Knapp et al. [106]      | Building blocks for a digital twin of additive manufacturing   | 103                   |
| 19   | Ding et al. [107]       | Defining a digital twin-based cyber-physical production system for autonomous manufacturing in smart shop floors | 101                   |
| 20   | Schluse et al. [108]    | Experimentable digital twins-streamlining simulation-based systems engineering for industry 4.0                  | 87                    |

twins. Cluster 4, making up of Tao and Zhang [96] and Zhuang et al. [101] in yellow frames focused on digital twin shop floors.

As the document citation analysis conducted was from only one database, Web of Science, a document co-citation analysis was conducted to obtain a broader perspective of the documents that have been influential in the development of digital twin literature. It was noteworthy that the topmost co-cited document in Table 6 did not appear in the most cited publications in Table 5. Further perusal found that the article was filtered out as a Proceedings Paper during the initial screening of the dataset. There is a reasonable level of overlapping between the top 20 documents with the most citations in Table 5 and the top 20 most co-cited documents in Table 6. There were 9 documents that appeared on both lists: Schleich et al. [19], Tao and Zhang



**Fig. 11** Network visualisation map of the top 20 most cited articles on digital twin technology, architecture, and applications until May 31, 2021

[96], Tao et al. [99], Qi and Tao [67], Soderberg [98], Alam and Saddik [20], Tao et al. [97], Tao et al. [100], Zhang et al. [104]. Other documents appearing on the most co-cited documents list is a demonstration of the ability of co-citation analysis to identify influential documents without restriction of a particular database used.

It should be noted that the articles are represented by the surname of the first authors in this study only because that is how it was presented by the VOSviewer visualisation.

## 4.2 Discussion

In this study, the publications on digital twin technology, digital twin architecture and digital twin architecture were retrieved from Web of Science database. This dataset was filtered, analysed, and visualised using descriptive methods and bibliometric methods. Excel, Tableau and the VOSviewer software were used to evaluate and visualise the data. In this circumstance, the publication trend, publication outlets, research areas, co-authorship of countries, organisations, and authors, co-occurrence of author keywords, and citation and co-citation of authors were analysed and presented.

For the publication trend, there is an upward trend in the number of publications on digital twin technology, its architecture and application over the years. The number of publications gained momentum at about 2017 when researchers and industries began to get more curious about the possibilities of digital twins. According to Datta

**Table 6** Top 20 most co-cited articles on digital twin technology, architecture, and applications until May 31, 2021

| Rank | Article                            | Article title  | Citations |
|------|------------------------------------|--|-----------|
| 1    | Tao et al. [100]                   | Digital twin-driven product design, manufacturing, and service with big data                             | 176       |
| 2    | <sup>a</sup> Schleich et al. [19]  | Shaping the digital twin for design and production engineering   | 118       |
| 3    | Grieves and Vickers [2]            | Digital twin: mitigating unpredictable, undesirable emergent behavior in complex systems                 | 107       |
| 4    | Rosen et al. [15]                  | About the importance of autonomy and digital twins for the future of manufacturing                       | 106       |
| 5    | <sup>a</sup> Tao and Zhang [96]    | Digital twin shop-floor: a new shop-floor paradigm towards smart manufacturing                           | 102       |
| 6    | <sup>a</sup> Tao et al. [97]       | Digital twin in industry: state-of-the-art   | 100       |
| 7    | <sup>a</sup> Qi and Tao [67]       | Digital twin and big data towards smart manufacturing and industry 4.0: 360 degree comparison            | 99        |
| 8    | Glaessgen and Stargel [109]        | The digital twin paradigm for future NASA and US air force vehicles                                      | 88        |
| 9    | Negri et al. [23]                  | A review of the roles of digital twin in cps-based production systems                                    | 88        |
| 10   | <sup>a</sup> Soderberg [98]        | Toward a digital twin for real-time geometry assurance in individualized production                      | 79        |
| 11   | Kritzinger et al. [12]             | Digital twin in manufacturing: a categorical literature review and classification                        | 77        |
| 12   | <sup>a</sup> Alam and Vickers [20] | C2PS: a digital twin architecture reference model for the cloud-based cyber-physical systems             | 74        |
| 13   | Boschert and Rosen [110]           | Digital twin—the simulation aspect   | 74        |
| 14   | Uhlemann et al. [111]              | The digital twin: realizing the cyber-physical production system for industry 4.0                        | 74        |
| 15   | <sup>a</sup> Tao et al. [99]       | Digital twin-driven product design framework   | 69        |
| 16   | <sup>a</sup> Tao et al. [100]      | Digital twin driven prognostics and health management for complex equipment                              | 66        |
| 17   | Lee and Lee [38]                   | A cyber-physical systems architecture for industry 4.0-based manufacturing systems                       | 65        |
| 18   | Grieves [22]                       | Digital twin: manufacturing excellence through virtual factory replication                               | 63        |
| 19   | Lu et al. [112]                    | Digital twin-driven smart manufacturing: connotation, reference model, applications, and research issues | 62        |

(continued)

**Table 6** (continued)

| Rank | Article                         | Article title  | Citations |
|------|---------------------------------|--|-----------|
| 20   | <sup>a</sup> Zhang et al. [104] | A digital twin-based approach for designing and multi-objective optimization of hollow glass production line | 62        |

<sup>a</sup> Indicate that the article appeared in Table 5

[113], digital twins is gaining thrust because its possibilities are endless, and it may offer real-time precision. Considering that January to May 31, 2021, have as many publications as the whole of 2020 is an indication that the research and applications of digital twins is growing and will continue to grow speedily.

Considering publication outlets, the journal analysis performed concluded that the research on digital twins, its architecture and applications are being published in good quality multi-disciplinary journals. These journals specialise in engineering, manufacturing, medicine and health, science and technology, robotics, computing, environment, culture, economics, and social sustainability among others. The first journal was IEEE Access. Applied Sciences came in second, then Journal of Manufacturing Systems, then Sensors, and Sustainability, making up the top 5 journals. Using the direct citation analysis in Table 4 it was found that the top 20 most influential journals publishing articles on digital twins, its architecture, and applications in terms of citations and the top 20 in terms of number of publications Fig. 4 are in correspondence and are mutually reinforcing. The 3 journals which were not part of the top 20 most influential journals in terms of citations were part of the top 25. Also, the publishers of the journals identified in the studies were ranked in terms of the number of documents published. It was found that the major publishers such as MDPI, IEEE, Elsevier, Taylor & Francis Ltd, Springer, Wiley, etc. are highly ranked publishers. From Fig. 5 showing the map of publisher countries, majority of the publications were done in the United Kingdom, USA, Switzerland, and Netherlands. This however does not imply that these countries are the leading countries in relation to research on digital twins.

Several research areas in the form of clusters were identified in the analysis. As no specific research areas were given, the ones provided by Web of Science is what was used. Engineering was the most researched field as it had the most documents. Hartmann and Auweraer [114] explained that due to the incremental nature of the complexity of engineering design methods, research and development efforts are being made regularly to find easier and more efficient ways, and the research and employment of digital twins is a forward leap. Several of the other research areas identified had Engineering as part of the cluster. The other top research areas sciences such as Computer Science, Management Science, Chemistry, Material Science, among others. As concluded by Ante [9], digital twin is being considered in several scientific subjects, and this goes to support the claim. Despite Business and Economics making it to the list of top research areas, it was only social science

among the top 50 research areas, and it had few publications as compared to the other sciences.

Co-authorship analysis of countries, organisations and authors was performed. Country co-authorships indicated that China had the most co-authorships with a total link strength of 100, 228 documents out of the 938, and 3495 citations. Over the years, China has become a drive to acknowledge in digital technologies. According to Wang et al. [115], it is among the first 3 countries for venture capital investment in digital technologies such as 3D printing, artificial intelligence, and virtual reality. It is therefore not startling that majority of the research on digital twins, its architecture and applications is from China, and the country is the strongest at making collaborations with other countries in this field. United States of America (USA), England, Germany, and France, all which are technologically advanced countries, followed in that order. Considering the rankings by Wood [116], all top 5 countries for co-authorships in digital twin research are among the top 20 most innovative and research-enthusiastic countries. Aside identifying the top organisations and authors in co-authorships of digital twin research, the organisation and author co-authorship analysis confirmed the results of the country co-authorship analysis. Nine out of the eleven organisations shown in Fig. 8 are in China. The topmost organisation, University of Hong Kong, is under the Special Administrative Region of China. Beihang University, Jinan University, and National University of Singapore are all institutions in China. The top 5 authors in co-authorship are also from China, even though they may not be currently living in China: Qiang Liu, Xin Chen, Jiewu Leng, Ding Zhang, and Douxi Yan. The findings suggest that research on digital twins are poorly dispersed among countries worldwide. As these countries, organisations and authors are the most influential in co-authorships for this research, it will be prudent for upcoming or not so prominent countries, organisations, and others in terms of research on digital twins to seek for research collaborations with them for a wider audience and a higher impact.

The outcome of the co-occurrence of author keywords signify that researchers have mainly studied these concepts related to the main concept of digital twins: industry 4.0, cyber-physical systems, smart manufacturing, internet of things, industrial internet of things, cloud computing, big data, simulation, augmented reality, virtual reality, machine learning, deep learning, additive manufacturing, sensors, monitoring, optimisation, sustainability, BIM (Building information modelling), and blockchain. Digital twins, being at the core of industry 4.0, incorporates digital technologies like internet of things, machine learning, cloud computing, big data, etc. to create cyber-physical systems, virtual realities, and augmented realities via simulations and modelling. Digital twins facilitate with real-time monitoring for optimisation and sustainability. Also, application of digital twins in manufacturing, known as smart manufacturing, is noticeably high as put forth by [65].

An author citation analysis was undertaken to rank the most influential authors in the research of digital twins. The top 20 most influential authors are presented in Table 2 with Fei Tao being ranked number 1. Among the top authors presented in terms of citations, majority, including Fei Tao, Qiang Liu, Xin Chin, Xu Xun, Douxi Yan, and A. Y. C. Nee were part of the top authors in co-authorships in Fig. 9.

An author co-citation analysis was undertaken to complement the author citation analysis, and although the results were not greatly overlapping, Fei Tao remained the most influential author, while Jiewu Leng, Qinglin Qi, Hao Zhang, and Benjamin Schleich made it as part of the top 20 authors for co-citation (Refer to Table 3). The results also highlighted a major gender bias in the research of digital twins. This goes to support the assertion by García-González et al. [117] that there is a gender inequality in research. The results of the citation analysis for journals was in conformity with the results of the journal ranking using number of publications. Although there were changes in the rankings, 17 of the journals from the list of top 20 journals using number of publications in Fig. 4 appeared in the list of top 20 journals using direct citations in Table 4.

From the document citation and co-citation analysis, the most influential articles in digital twin research were identified in Tables 5 and 6. The articles are grouped into clusters that focused on smart manufacturing, digital twin architecture and design methods, emerging technologies in digital twins such as product design and additive manufacturing, and digital twin shop floors. These articles were authored by majority of the top authors identified in Tables 2 and 3 and were also published in the most influential journals.

## **5 Conclusion and Recommendation**

### ***5.1 Conclusion***

In the past few years, digital twin research has increased significantly. The concept has impacted several sectors such as manufacturing, production, computing, engineering, etc. According to the analysis, it can be concluded that, digital twin research will continue to increase in the years to come, especially in the engineering, computing, and other applied sciences. However, there is more room for further research in the business field, and other social sciences. Also, the outcome of this research is a wakeup call for countries and organisations trailing in digital twin research, and researchers, particularly females to invest more in digital twin research, since studies have shown that digital twin is a worthwhile digital technology with great prospects for effectiveness, efficiency, and optimisation.

### ***5.2 Limitations***

The limitations of this study include the use of only one index for the identification of publications for the bibliometric analysis. Although Web of Science is a major index for bibliometric analysis, there is the possibility of exclusion of key documents in the research of digital twins as these studies may not be available in the index.



Also, since this is a quantitative study, it is not possible to identify the full impact of publications as a qualitative study would have. For instance, an author may not be part of the top authors in terms of number of documents but may be very influential in his field of study.

### 5.3 Future Works

It is recommended that in future, several indices be combined to replicate this study for a broader spectrum of publications. It is also recommended that a qualitative study of the research in digital twins be performed, as a qualitative study of the research publications in digital twins may provide further information on the outcome of this study. A bibliometric analysis for digital twin research can also be performed in the different research areas in order to identify the key authors, publishers, documents, and journals in these fields of study.

## References

1. Gelernter DH (1991) *Mirror worlds: or the day software puts the universe in a shoebox ... how it will happen and what it will mean*. Oxford University Press, New York
2. Grieves M, Vickers J (2017) Digital twin: mitigating unpredictable, undesirable emergent behavior in complex systems. In: Kahlen FJ, Flumerfelt S, Alves A (eds) *Transdisciplinary perspectives on complex systems*, pp 85–113. Springer, Cham
3. Rasheed A, San O, Kvamsdal T (2020) Digital twin: values, challenges, and enablers from a modelling perspective. *IEEE Access* 8:21980–22012
4. Maria G (2020) Software advice. [Online] Available at: <https://www.softwareadvice.com/resources/what-is-digital-twin-technology/>. Accessed 25 May 2021
5. Crawford M (2021) The American society of mechanical engineers (ASME). [Online] Available at: <https://www.asme.org/topics-resources/content/7-digital-twin-applications-for-manufacturing>. Accessed 11 Sept 2021
6. Daneshkhah A, Hosseinian-Far A, Chatrabgoun O (2017) Sustainable maintenance strategy under uncertainty in the lifetime distribution of deteriorating assets. *Strategic engineering for cloud computing and big data analytics*. Springer, Cham, pp 29–50
7. Talkhestani BA, Jung T, Lindemann B, Sahlab N, Jazdi N, Schloegl W, Weyrich M (2019) An architecture of an intelligent digital twin in a cyber-physical production system. *at-Automatisierungstechnik* 67(9):762–782
8. Aheleroff S, Xu X, Zhong RY, Lu Y (2021) Digital twin as a service (DTaaS) in industry 4.0: an architecture reference model. *Adv Eng Inform* 47:101225
9. Ante L (2021) Digital twin technology for smart manufacturing and industry 4.0: a bibliometric analysis of the intellectual structure of the research discourse. *Manuf Lett* 96–102
10. Radanliev P et al (2021) Digital twins: artificial intelligence and the IoT cyber-physical systems in industry 4.0. *Int J Intell Robot Appl*
11. Ciano MP, Pozzi R, Rossi T, Strozzi F (2020) Digital twin-enabled smart industrial systems: a bibliometric review. *International J Comput Integr Manuf* 1–19
12. Kritzinger W et al (2018) Digital twin in manufacturing: a categorical literature review and classification. *IFAC-PapersOnLine* 51(11):1016–1022

13. Majumdar PK, Haider MF, Reifsnider K (2013) Multi-physics response of structural composites and framework for modeling using material geometry. In: 54th AIAA/ASME/ASCE/AHS/ASC structures, structural dynamics, and materials conference, p 1577
14. Wright L, Davidson S (2020) How to tell the difference between a model and a digital twin. *Adv Model Simul Eng Sci* 7(13)
15. Rosen R, von Wichert G, Lo G, Bettenhausen KD (2015) About the importance of autonomy and digital twins for the future of manufacturing. *IFAC-PapersOnLine* 567–572
16. Madni AM (2019) Exploiting digital twin technology to teach engineering fundamentals and afford real-world learning opportunities. American Society for Engineering Education, Tampa
17. Barricelli BR, Casiraghi E, Fogli D (2019) A survey on digital twin: definitions, characteristics, applications, and design implications. *IEEE Access* 7:167653–167671
18. Jones D et al (2020) Characterising the digital twin: a systematic literature review. *CIRP J Manuf Sci Technol* 29(Part A):36–52
19. Schleich B, Anwer N, Mathieu L, Wartzack S (2017) Shaping the digital twin for design and production engineering. *CIRP Ann* 66(1):141–144
20. Alam KM, Saddik AE (2017) C2PS: a digital twin architecture reference model for the cloud-based cyber-physical systems. *IEEE Access* 5:2050–2062
21. Schroeder GN, Steinmetz C, Pereira CE, Espindola DB (2016) Digital twin data modeling with automationML and a communication methodology for data exchange. *IFAC-PapersOnLine* 49(30):12–16
22. Grieves M (2014) Digital twin: manufacturing excellence through virtual factory replication. Michael W. Grieves, LLC
23. Negri E, Fumagalli L, Macchi M (2017) A review of the roles of digital twin in CPS-based production systems. *Proc Manuf* 11:939–948
24. Huynh BH, Akhtar H, Sett MK (2019) A universal methodology to create digital twins for serial and parallel manipulators. In: 2019 IEEE international conference on systems, man and cybernetics (SMC), pp 3104–3109. Bari, Italy
25. Paripooranan CS, Vivek DC, Abishek R, Karthik S (2020) An implementation of AR enabled digital twins for 3-D printing. In: 2020 IEEE international symposium of smart electronic systems (iSES), Chennai, India
26. Tao F, Qi Q, Wang L, Nee AYC (2019) Digital twins and cyber-physical systems toward smart manufacturing and industry 4.0: correlation and comparison. *Engineering* 5(4):653–661
27. Ketzler B et al (2020) Digital twins for cities: a state of the art review. *Built Environ* 46(4):547–573
28. Ketzler B et al (2020) Digital twins for cities: a state of the art review. *Built Environ* 46(4):547–573
29. Leng J et al (2019) Digital twin-driven manufacturing cyber-physical system for parallel controlling of smart workshop. *J Ambient Intell Humaniz Comput* 10:1155–1166
30. Bauer M et al (2013) IoT reference model. Enabling things to talk. Springer, Berlin, Heidelberg, pp 113–162
31. Toivonen V, Lanz M, Nylund H, Nieminen H (2018) The FMS training center—a versatile learning environment for engineering education. *Proc Manuf* 23:135–140
32. Lohtander M et al (2018) Micro manufacturing unit and the corresponding 3D-model for the digital twin. *Proc manuf* 25:55–61
33. Al-Ali AR et al. (2020) Digital twin conceptual model within the context of internet of things. *Future Internet* 12(163)
34. Lawton G (2021) VentureBeat. [Online] Available at: <https://venturebeat.com/2021/03/12/why-accenture-lists-digital-twins-as-top-five-technology-trend-in-2021/> [Accessed 13 July 2021]
35. Aho P (2020) An open source digital twin framework. Master's Thesis, s.l., Tampere University
36. Qi Q et al (2021) Enabling technologies and tools for digital twin. *J Manuf Syst* 58(Part B):3–21

37. Nord JH, Koohang A, Paliszkiwicz J (2019) The internet of things: review and theoretical framework. *Expert Syst Appl* 133:97–108
38. Lee I, Lee K (2015) The internet of things (IoT): applications, investments, and challenges for enterprises. *Bus Horiz* 58(4):431–440
39. Ornes S (2016) Core concept: the internet of things and the explosion of interconnectivity. *Proc Natl Acad Sci* 113(40):11059–11060
40. Ben-Daya M, Hassini E, Bahroun Z (2019) Internet of things and supply chain management: a literature review. *Int J Prod Res* 57(15–16):4719–4742
41. Dave A (2020) iotforall.com. [Online] Available at: <https://www.ietfforall.com/how-digital-twins-accelerate-the-growth-of-iot>. Accessed 24 July 2021
42. Amisha, Malik P, Pathania M, Rathaur VK (2019) Overview of artificial intelligence in medicine. *J Family Med Prim Care* 8(7):2328–2331
43. Teng X, Gong Y (2018) Research on application of machine learning in data mining. *IOP Conf Ser Mater Sci Eng* 392(6)
44. Dilmegani C (2021) AI multiple. [Online] Available at: <https://research.aimultiple.com/digital-twins/>. Accessed 24 July 2021
45. Dohrmann K, Gesing B, Ward J (2019) Digital twins in logistics: a DHL perspective on the impact of digital twins on the logistics industry. DHL Customer Solutions & Innovation, Troisdorf
46. Esmaeilbeigi M et al (2020) A low cost and highly accurate technique for big data spatial-temporal interpolation. *Appl Numer Math* 153:492–502
47. Vassakis K, Petrakis E, Kopanakis I (2018) Big data analytics: applications, prospects and challenges. In: Skourletopoulos G et al (eds) *Mobile big data. Lecture notes on data engineering and communications technologies*, p 1. Springer, Cham
48. Arunachalam D, Kumar N, Kawalek JP (2018) Understanding big data analytics capabilities in supply chain management: unravelling the issues, challenges and implications for practice. *Transp Res Part E Logistics Transp Rev* 114:416–436
49. Zerhari B, Lahcen AA, Mouline S (2015) Big data clustering: algorithms and challenges. In: *Proceeding of international conference on big data, cloud and applications (BDCA'15)*
50. Chen H-M, Kazman R, Hazyiyev S, Hrytsay O (2015) Big data system development: an embedded case study with a global outsourcing firm. Florence, Italy, IEEE
51. Polat S, Esen F, Bilgic E (2019) Analysis of the 5Vs of big data in virtual travel organizations. In: *big data and knowledge sharing in virtual organizations*, pp 43–70. IGI Global
52. Frankfield J (2020) Investopedia. [Online] Available at: <https://www.investopedia.com/terms/d/data-analytics.asp>. Accessed 30 Dec 2020
53. IEEE Big Data (2018) Big data for digital twins. Seattle, IEEE
54. Hosseinian-Far A, Ramachandran M, Slack CL (2018) Emerging trends in cloud computing, big data, fog computing, IoT and smart living. *Technology for smart futures*. Springer, Cham, pp 29–40
55. Kumar PR, Raj HP, Jelciana P (2018) Exploring data security issues and solutions in cloud computing. *Proc Comput Sci* 125:691–697
56. Khan A et al (2020) Towards smart manufacturing using spiral digital twin framework and twainchain. *IEEE Trans Ind Inform*
57. Steindl G et al (2020) Generic digital twin architecture for industrial energy systems. *Appl Sci* 10(24)
58. Greer C, Burns M, Wollman D, Griffor E (2019) Cyber-physical systems and internet of things. National Institute of Standards and Technology (NIST) Special Publication 1900-202
59. Lee J, Bagheri B, Kao H-A (2015) A cyber-physical systems architecture for industry 4.0-based manufacturing systems. *Manuf Lett* 3:18–23
60. Ahmadi A, Cherifi C, Cheutet V, Ouzrout Y (2017) A review of CPS 5 components architecture for manufacturing based on standards. Colombo, Sri Lanka
61. Redelinghuys A, Basson A, Kruger K (2019) A six-layer digital twin architecture for a manufacturing cell. In: Borangiu T, Trentesaux D, Thomas A, Cavalieri S (eds) *Service orientation in holonic and multi-agent manufacturing. SOHOMA 2018 studies in computational intelligence*, pp 412–423. Springer, Cham

62. Redelinghuys AJH, Basson AH, Kruger K (2020) A six-layer architecture for the digital twin: a manufacturing case study implementation. *J Intell Manuf* 31:1383–1402
63. Abburu S et al. (2020) COGNITWIN—hybrid and cognitive digital twins for the process industry, pp 1–8. Cardiff, UK
64. Josifovska K, Yigitbas E, Engels G (2019) Reference framework for digital twins within cyber-physical systems, pp 25–31. Montreal, QC, Canada
65. Fuller A, Fan Z, Day C, Barlow C (2020) Digital twin: enabling technologies, challenges and open research. *IEEE Access* 8:108952–108971
66. Neto AA, Deschamps F, Silva ER, Lima EP (2020) Digital twins in manufacturing: an assessment of drivers, enablers and barriers to implementation. *Proc CIRP* 93:210–215
67. Qi Q, Tao F (2018) Digital twin and big data towards smart manufacturing and industry 4.0: 360 degree comparison. *IEEE Access* 6:3585–3593
68. Xu Y, Sun Y, Liu X, Zheng Y (2019) A digital-twin-assisted fault diagnosis using deep transfer learning. *IEEE Access* 7:19991–19999
69. Philips (2018) philips.co.uk. [Online] Available at: <https://www.philips.co.uk/healthcare/resources/feature-detail/ultrasound-heartmodel?> Accessed 25 July 2021
70. Liu Y et al (2019) A novel cloud-based framework for the elderly healthcare services using digital twin. *IEEE Access* 7:49088–49101
71. Orcajo EM (2021) LinkedIn. [Online] Available at: <https://www.linkedin.com/pulse/6-digital-twin-applications-healthcare-revolution-enrique/>. Accessed 25 July 2021
72. Kosowatz J (2021) The American society of mechanical engineers (ASME). [Online] Available at: <https://www.asme.org/topics-resources/content/smart-cities-look-for-digital-twins>. Accessed 25 July 2021
73. Khajavi SH et al (2019) Digital twin: vision, benefits, boundaries, and creation for buildings. *IEEE Access* 7:147406–147419
74. Kumar H, Singh MK, Gupta MP, Madaan J (2020) Moving towards smart cities: solutions that lead to the smart city transformation framework. *Technol Forecast Soc Chang* 153
75. Niaros V, Kostakis V, Drechsler W (2017) Making (in) the smart city: the emergence of makerspaces. *Telematics Inform* 34(7):1143–1152
76. Farsi M, Daneshkhal A, Hosseinian-Far A, Jahankhani H (2020) Digital twin technologies and smart cities. Springer, Cham
77. Kosowatz J (2020) The American society of mechanical engineers. [Online] Available at: <https://www.asme.org/topics-resources/content/top-10-growing-smart-cities>. Accessed 26 July 2021
78. Hinduja H, Kekkar S, Chourasia S, Chakrapani HB (2020) Industry 4.0: digital twin and its industrial applications. *Int J Sci Eng Technol* 8(4)
79. Sepasgozar SM (2020) Digital twin and web-based virtual gaming technologies for online education: a case of construction management and engineering. *Appl Sci* 10(13)
80. Rudskoy A, Ilin I, Prokhorov A (2021) Digital twins in the intelligent transport systems. *Transp Res Proc* 54:927–935
81. Zhaohui W et al (2021) Review on the construction and application of digital twins in transportation scenes. *J Syst Simul* 33(2):295–305
82. Okumus F et al (2019) A bibliometric analysis of lodging-context research from 1990 to 2016. *J Hospitality Tourism Res* 43(2):210–225
83. Bramer WM, Rethlefsen ML, Kleijnen J, Franco OH (2017) Optimal database combinations for literature searches in systematic reviews: a prospective exploratory study. *Syst Rev* 6(245)
84. Rice DB et al (2016) Are MEDLINE searches sufficient for systematic reviews and meta-analyses of the diagnostic accuracy of depression screening tools? A review of meta-analyses. *J Psychosom Res* 87:7–13
85. Moher D et al (2009) Preferred reporting items for systematic reviews and meta-analyses: the PRISMA statement. *PLoS Med* 6(7)
86. Hallinger P, Chatpinyakoo C (2019) A bibliometric review of research on higher education for sustainable development, 1998–2018. *Sustainability* 11(2401)

87. Jan van Eck N, Waltman L (2018) VOSviewer Manual. Universiteit Leiden, Leiden, Netherlands
88. Zupic I, Čater T (2015) Bibliometric methods in management and organisation. *Organ Res Methods* 18:429–472
89. Karakus M, Ersozlu A, Clark AC (2019) Augmented reality research in education: a bibliometric study. *EURASIA J Math Sci Technol Educ* 15(10)
90. Pires F et al (2019) Digital twin in industry 4.0: technologies, applications and challenges, pp 721–726. IEEE
91. Ross PT, Zaidi NLB (2019) Limited by our limitations. *Perspect Med Educ* 8(4):261–264
92. Jalal SK (2019) Co-authorship and co-occurrences analysis using BibliometrixR package: a case study of India and Bangladesh. *Ann Libr Inf Stud* 66:57–64
93. Chen X et al (2016) Mapping the research trends by co-word analysis based on keywords from funded project. *Proc Comput Sci* 91:547–555
94. Philip H, Chatpinyakoop C (2019) A bibliometric review of research on higher education for sustainable development, 1998–2018. *Sustainability* 11(2401)
95. Ghobakhloo M (2018) The future of manufacturing industry: a strategic roadmap toward Industry 4.0. *J Manuf Technol Manage* 29(6):910–936
96. Tao F, Zhang M (2017) Digital twin shop-floor: a new shop-floor paradigm towards smart manufacturing. *IEEE Access* 5:20418–20427
97. Tao F, Zhang H, Liu A, Nee AY (2019) Digital twin in industry: state-of-the-art. *IEEE Trans Indus Inform* 15(4):2405–2415
98. Söderberg R, Wärmefjord K, Carlson JS, Lindkvist L (2017) Toward a digital twin for real-time geometry assurance in individualized production. *CIRP Annals* 66(1):137–140
99. Tao F et al (2019) Digital twin-driven product design framework. *Int J Prod Res* 5(12):3935–3953
100. Tao F, Zhang M, Liu Y, Nee AY (2018) Digital twin driven prognostics and health management for complex equipment. *CIRP Ann* 6(1):169–172
101. Zhuang C, Liu J, Xiong H (2018) Digital twin-based smart production management and control framework for the complex product assembly shop-floor. *International J Adv Manuf Technol* 96(1):1149–1163
102. Bolton RN et al (2018) Customer experience challenges: bringing together digital, physical and social realms. *J Service Manage* 29(5):776–808
103. Zheng P, Lin TJ, Chen CH, Xu X (2018) A systematic design approach for service innovation of smart product-service systems. *J Clean Prod* 201:657–667
104. Zhang X, Chen H, Wang W, de Pablos PO (2016) What is the role of IT in innovation? A bibliometric analysis of research development in IT innovation. *Behav Inf Technol* 35(12):1130–1143
105. Ivanov D, Dolgui A (2021) A digital supply chain twin for managing the disruption risks and resilience in the era of Industry 4.0. *Prod Plann Control* 32(9):775–788
106. Knapp GL, Mukherjee T, Zuback JS, Wei HL, Palmer TA, De A, DebRoy TJAM (2017) Building blocks for a digital twin of additive manufacturing. *Acta Materialia* 135:390–399
107. Ding K, Chan FT, Zhang X, Zhou G, Zhang F (2019) Defining a digital twin-based cyber-physical production system for autonomous manufacturing in smart shop floors. *Int J Prod Res* 57(20):6315–6334
108. Schluse M, Priggemeyer M, Atorf L, Rossmann J (2018) Experimentable digital twins—Streamlining simulation-based systems engineering for industry 4.0. *IEEE Trans Indus Inform* 14(4):1722–1731
109. Glaessgen E, Stargel D (2012). The digital twin paradigm for future NASA and US Air Force vehicles. In: 53rd AIAA/ASME/ASCE/AHS/ASC structures, structural dynamics and materials conference 20th AIAA/ASME/AHS adaptive structures conference 14th AIAA, 1818p
110. Boschert S, Rosen R (2016) Digital twin—the simulation aspect. *Mechatronic futures*. Springer, Cham, pp 59–74

111. Uhlemann THJ, Lehmann C, Steinhilper R (2017) The digital twin: Realizing the cyber-physical production system for industry 4.0. *Procedia Cirp* 61:335–340
112. Lu Y, Liu C, Kevin I, Wang K, Huang H, Xu X (2020) Digital Twin-driven smart manufacturing: Connotation, reference model, applications and research issues. *Robot Comp Integr Manuf* 61:101837
113. Datta SPA (2017) Emergence of digital twins. *J Innov Manage* 5:14–34
114. Hartmann D, der Auweraer HV (2021) Digital twins. *Progress in industrial mathematics: success stories*. Springer, Cham, pp 3–17
115. Wang KW et al (2017) *Digital China: powering the economy to global competitiveness*. McKingsley and Company, New York
116. Wood T (2021) *Visual capitalist*. [Online] Available at: <https://www.visualcapitalist.com/national-innovation-the-most-innovative-countries-by-income/>. Accessed 9 Sept 2021
117. García-González J, Forcén P, Jimenez-Sanchez M (2019) Men and women differ in their perception of gender bias in research institutions. *PLoS ONE* 14(12)