



Implementing Grover Oracles for Quantum Key Search on AES and LowMC

Samuel Jaques^{1(✉)}, Michael Naehrig^{2(✉)}, Martin Roetteler³,
and Fernando Virdia⁴

¹ Department of Materials, University of Oxford, Oxford, UK
samuel.jaques@materials.ox.ac.uk

² Microsoft Research, Redmond, WA, USA
mnaehrig@microsoft.com

³ Microsoft Quantum, Redmond, WA, USA

⁴ Information Security Group, Royal Holloway, University of London, Egham, UK

Abstract. Grover’s search algorithm gives a quantum attack against block ciphers by searching for a key that matches a small number of plaintext-ciphertext pairs. This attack uses $O(\sqrt{N})$ calls to the cipher to search a key space of size N . Previous work in the specific case of AES derived the full gate cost by analyzing quantum circuits for the cipher, but focused on minimizing the number of qubits.

In contrast, we study the cost of quantum key search attacks under a depth restriction and introduce techniques that reduce the oracle depth, even if it requires more qubits. As cases in point, we design quantum circuits for the block ciphers AES and LowMC. Our circuits give a lower overall attack cost in both the gate count and depth-times-width cost models. In NIST’s post-quantum cryptography standardization process, security categories are defined based on the concrete cost of quantum key search against AES. We present new, lower cost estimates for each category, so our work has immediate implications for the security assessment of post-quantum cryptography.

As part of this work, we release Q# implementations of the full Grover oracle for AES-128, -192, -256 and for the three LowMC instantiations used in Picnic, including unit tests and code to reproduce our quantum resource estimates. To the best of our knowledge, these are the first two such full implementations and automatic resource estimations.

Keywords: Quantum cryptanalysis · Grover’s algorithm · AES · LowMC · Post-quantum cryptography · Q# implementation

S. Jaques—Partially supported by the University of Oxford Clarendon fund.

S. Jaques and F. Virdia—This work was done while Fernando and Sam were interns at Microsoft Research.

F. Virdia—Partially supported by the EPSRC and the UK government as part of the Centre for Doctoral Training in Cyber Security at Royal Holloway, University of London (EP/P009301/1).

© International Association for Cryptologic Research 2020

A. Canteaut and Y. Ishai (Eds.): EUROCRYPT 2020, LNCS 12106, pp. 280–310, 2020.

https://doi.org/10.1007/978-3-030-45724-2_10

1 Introduction

The prospect of a large-scale, cryptographically relevant quantum computer has prompted increased scrutiny of the post-quantum security of cryptographic primitives. Shor’s algorithm for factoring and computing discrete logarithms introduced in [45] and [46] will completely break public-key schemes such as RSA, ECDSA and ECDH. But symmetric schemes like block ciphers and hash functions are widely considered post-quantum secure. The only caveat thus far is a security reduction due to key search or pre-image attacks with Grover’s algorithm [22]. As Grover’s algorithm only provides at most a square root speedup, the rule of thumb is to simply double the cipher’s key size to make it post-quantum secure. Such conventional wisdom reflects the asymptotic behavior and only gives a rough idea of the security penalties that quantum computers inflict on symmetric primitives. In particular, the cost of evaluating the Grover oracle is often ignored.

In their call for proposals to the standardization of post-quantum cryptography [37], the National Institute of Standards and Technology (NIST) proposes security categories for post-quantum public-key schemes such as key encapsulation and digital signatures. Categories are defined by the cost of quantum algorithms for exhaustive key search on the block cipher AES and collision search for the hash function SHA-3, and measure the attack cost in the number of quantum gates. Because the gate count of Grover’s algorithm increases with parallelization, they impose a total upper bound on the depth of a quantum circuit, called `MAXDEPTH`, and account for this in the gate counts. An algorithm meets the requirements of a specific security category if the best known attack uses more resources (gates) than are needed to solve the reference problem. Hence, a concrete and meaningful definition of these security categories depends on precise resource estimates of the Grover oracle for key search on AES. Security categories 1, 3 and 5 correspond to key recovery against AES-128, AES-192 and AES-256, respectively. The NIST proposal derives gate cost estimates from the concrete, gate-level descriptions of the AES oracle by Grassl *et al.* [21]. Grassl *et al.* aim to minimize the circuit width, i.e. the number of qubits needed.

Prior Work. Since the publication of [21], other works have studied quantum circuits for AES, the AES Grover oracle and its use in Grover’s algorithm. Almazrooie *et al.* [3] improve the quantum circuit for AES-128. As in [21], the focus is on minimizing the number of qubits. The improvements are a slight reduction in the total number of Toffoli gates and the number of qubits by using a wider binary field inversion circuit that saves one multiplication. Kim *et al.* [29] discuss time-space trade-offs for key search on block ciphers in general and use AES as an example. They discuss NIST’s `MAXDEPTH` parameter and hence study parallelization strategies for Grover’s algorithm to address the depth constraint. They take the Toffoli gate depth as the relevant metric for the `MAXDEPTH` bound arguing that it is a conservative approximation.

Recently, independent and concurrent to parts of this work, Langenberg *et al.* [31] developed quantum circuits for AES that demonstrate significant improvements over those presented in [21] and [3]. The main source of optimization is a

different S-box design derived from work by Boyar and Peralta in [10] and [11], which greatly reduces the number of Toffoli gates in the S-box as well as its Toffoli depth. Another improvement is that fewer auxiliary qubits are required for the AES key expansion. Again, this work aligns with the objectives in [21] to keep the number of qubits small.

Bonnetain *et al.* [9] study the post-quantum security of AES within a new framework for classical and quantum structured search. The work cites [21] for deducing concrete gate counts for reduced-round attacks.

Our Contributions. We present implementations of the full Grover oracle for key search on AES and LowMC in Q# [49], including full implementations of the block ciphers themselves. In contrast to previous work [3, 21] and [31], having a concrete implementation allows us to get more precise, flexible and automatic estimates of the resources required to compute these operations. It also allows us to unit test our circuits, to make sure that the implementations are correct.

The source code is publicly available¹ under a free license. We hope that it can serve as a useful starting point for cryptanalytic work to assess the post-quantum security of other schemes.

We review the literature on the parallelization of Grover’s algorithm [13, 23, 29, 55] to explore the cost of attacking AES and LowMC in the presence of a bound on the total depth, such as MAXDEPTH proposed by NIST. We conclude that using parallelization by dividing the search space is advantageous. We also give a rigorous justification for the number of plaintext-ciphertext blocks needed in Grover’s oracle in the context of parallelization. Smaller values than those proposed by Grassl *et al.* [21] are sufficient, as is also pointed out in [31].

Our quantum circuit optimization approach differs from those in the previous literature [3, 21] and [31] in that our implementations do not aim for the lowest possible number of qubits. Instead, we designed them to minimize the gate-count and depth-times-width cost metrics for quantum circuits under a depth constraint. The gate-count metric is relevant for defining the NIST security categories and the depth-times-width cost metric is a more realistic measure of quantum resources when quantum error correction is deployed. Favoring lower depth at the cost of a slightly larger width in the oracle circuit leads to costs that are smaller in both metrics than for the circuits presented in [3, 21] and [31]. Grover’s algorithm does not parallelize well, meaning that minimizing depth rather than width is crucial to make the most out of the available depth.

To the best of our knowledge, our work results in the most shallow quantum circuit of AES so far, and the first ever for LowMC. We chose to also implement LowMC as an example of a quantum circuit for another block cipher. It is used in the Picnic signature scheme [14, 56], a round-2 candidate in the NIST standardization process. Thus, our implementation can contribute to more precise cost estimates for attacks on Picnic and its post-quantum security assessment.

We present our results for quantum key search on AES in the context of the NIST post-quantum cryptography standardization process and derive new and

¹ <https://github.com/microsoft/grover-blocks>.

lower cost estimates for the definition of the NIST security strength categories. We see a consistent gate cost reduction between 11 and 13 bits, making it easier for submitters to claim a certain quantum security category.

2 Finding a Block Cipher Key with Grover's Algorithm

Given plaintext-ciphertext pairs created by encrypting a small number of messages under a block cipher, Grover's quantum search algorithm [22] can be used to find the secret key [54]. This section provides some preliminaries on Grover's algorithm, how it can be applied to the key search problem and how it parallelizes under depth constraints.

2.1 Grover's Algorithm

Grover's algorithm [22] searches through a space of N elements; for simplicity, we restrict to $N = 2^k$ right away and label elements by their indices in $\{0, 1\}^k$. The algorithm works with a superposition $|\psi\rangle = 2^{-k/2} \sum_{x \in \{0,1\}^k} |x\rangle$ of all indices, held in a register of k qubits. It makes use of an operator U_f for evaluating a Boolean function $f : \{0, 1\}^k \rightarrow \{0, 1\}$ that marks solutions to the search problem, i.e. $f(x) = 1$ if and only if the element corresponding to x is a solution. When applying the Grover oracle U_f to a state $|x\rangle |y\rangle$ for a single qubit $|y\rangle$, it acts as $|x\rangle |y\rangle \mapsto |x\rangle |y \oplus f(x)\rangle$ in the computational basis. When $|y\rangle$ is in the state $|\varphi\rangle = (|0\rangle - |1\rangle)/\sqrt{2}$, then this action can be written as $|x\rangle |\varphi\rangle \mapsto (-1)^{f(x)} |x\rangle |\varphi\rangle$. This means that the oracle applies a phase shift to exactly the solution indices.

The algorithm first prepares the state $|\psi\rangle |\varphi\rangle$ with $|\psi\rangle$ and $|\varphi\rangle$ as above. It then repeatedly applies the so-called Grover iteration $G = (2|\psi\rangle\langle\psi| - I)U_f$, an operator that consists of the oracle U_f followed by the operator $2|\psi\rangle\langle\psi| - I$, which can be viewed as an inversion about the mean amplitude. Each iteration can be visualized as a rotation of the state vector in the plane spanned by two orthogonal vectors: the superposition of all indices corresponding to solutions and non-solutions, respectively. The operator G rotates the vector by a constant angle towards the superposition of solution indices. Let $1 \leq M \leq N$ be the number of solutions and let $0 < \theta \leq \pi/2$ such that $\sin^2(\theta) = M/N$. Note that if $M \ll N$, then $\sin(\theta)$ is very small and $\theta \approx \sin(\theta) = \sqrt{M/N}$.

When measuring the first k qubits after $j > 0$ iterations of G , the success probability $p(j)$ for obtaining one of the solutions is $p(j) = \sin^2((2j+1)\theta)$ [13], which is close to 1 for $j \approx \frac{\pi}{4\theta}$. Hence, after $\left\lceil \frac{\pi}{4} \sqrt{\frac{N}{M}} \right\rceil$ iterations, measurement yields a solution with overwhelming probability of at least $1 - \frac{M}{N}$.

Grover's algorithm is optimal in the sense that any quantum search algorithm needs at least $\Omega(\sqrt{N})$ oracle queries to solve the problem [13]. In [55], Zalka shows that for any number of oracle queries, Grover's algorithm gives the largest probability to find a solution.

2.2 Key Search for a Block Cipher

Let C be a block cipher with block length n and key length k ; for a key $K \in \{0, 1\}^k$ denote by $C_K(m) \in \{0, 1\}^n$ the encryption of message block $m \in \{0, 1\}^n$ under the key K . Given r plaintext-ciphertext pairs (m_i, c_i) with $c_i = C_K(m_i)$, we aim to apply Grover’s algorithm to find the unknown key K [54]. The Boolean function f for the Grover oracle takes a key K as input, and is defined as $f(K) = 1$ if $C_K(m_i) = c_i$ for all $1 \leq i \leq r$, and $f(K) = 0$ otherwise.

Possibly, there exist other keys than K that encrypt the known plaintexts to the same ciphertexts. We call such keys *spurious keys*. If their number is known to be, say $M - 1$, the M -solution version of Grover’s algorithm has the same probability of measuring each spurious key as measuring the correct K .

Spurious Keys. We assume that under a fixed key K , the map $\{0, 1\}^n \rightarrow \{0, 1\}^n, m \mapsto C_K(m)$ is a pseudo-random permutation; and under a fixed message block m , the map $\{0, 1\}^k \rightarrow \{0, 1\}^n, K \mapsto C_K(m)$ is a pseudo-random function. Now let K be the correct key, i.e. the one used for the encryption. It follows that for a single message block of length n , $\Pr_{K \neq K'}(C_K(m) = C_{K'}(m)) = 2^{-n}$.

This probability becomes smaller when the equality condition is extended to multiple blocks. Given r distinct messages $m_1, \dots, m_r \in \{0, 1\}^n$, we have

$$\Pr_{K \neq K'}((C_K(m_1), \dots, C_K(m_r)) = (C_{K'}(m_1), \dots, C_{K'}(m_r))) = \prod_{i=0}^{r-1} \frac{1}{2^n - i}, \quad (1)$$

which is $\approx 2^{-rn}$ for $r^2 \ll 2^n$. Since the number of keys different from K is $2^k - 1$, we expect the number of spurious keys for an r -block message to be $\approx (2^k - 1)2^{-rn}$. Choosing r such that this quantity is very small ensures with high probability that there is a unique key and we can parameterize Grover’s algorithm for a single solution.

Remark 1. Grassl *et al.* [21, §3.1] work with a similar argument. They take the probability over pairs (K', K'') of keys with $K' \neq K''$. Since there are $2^{2k} - 2^k$ such pairs, they conclude that about $(2^{2k} - 2^k)2^{-rn}$ satisfy the above condition that the ciphertexts coincide on all r blocks. But this also counts pairs of keys for which the ciphertexts match each other, but do not match the images under the correct K . Thus, using the number of pairs overestimates the number of spurious keys and hence the number r of message blocks needed to ensure a unique key.

Based on the above heuristic assumptions, one can determine the probability for a specific number of spurious keys. Let X be the random variable whose value is the number of spurious keys for a given set of r message blocks and a given key K . Then, X is distributed according to a binomial distribution: $\Pr(X = t) = \binom{2^k - 1}{t} p^t (1 - p)^{2^k - 1 - t}$, where $p = 2^{-rn}$. We use the Poisson limit theorem to conclude that this is approximately a Poisson distribution with

$$\Pr(X = t) \approx e^{-\frac{2^k - 1}{2^{rn}}} \frac{(2^k - 1)^t (2^{-rn})^t}{t!} \approx e^{-2^{k-rn}} \frac{2^{t(k-rn)}}{t!}. \quad (2)$$

The probability that K is the unique key consistent with the r plaintext-ciphertext pairs is $\Pr(X = 0) \approx e^{-2^{k-rn}}$. Thus we can choose r such that rn is slightly larger than k ; $rn = k + 10$ gives $\Pr(X = 0) \approx 0.999$. In a block cipher where $k = b \cdot n$ is a multiple of n , taking $r = b + 1$ will give the unique key K with probability at least $1 - 2^{-n}$, which is negligibly close to 1 for typical block sizes. If $rn < k$, then K is almost certainly not unique. Even $rn = k - 3$ gives less than a 1% chance of a unique key. Hence, r must be at least $\lceil k/n \rceil$.

The case $k = rn$, when the total message length is equal to the key length, remains interesting if one aims to minimize the number of qubits. The probability for a unique K is $\Pr(X = 0) \approx 1/e \approx 0.3679$, and the probability of exactly one spurious key is the same. Kim *et al.* [29, Equation (7)] describe the success probability after a certain number of Grover iterations when the number of spurious keys is unknown. The optimal number of iterations gives a maximum success probability of 0.556, making it likely that the first attempt will not find the correct key and one must repeat the algorithm.

Depth Constraints for Cryptanalysis. In this work, we assume that any quantum adversary is bounded by a constraint on its total depth for running a quantum circuit. In its call for proposals to the post-quantum cryptography standardization effort [37], NIST introduces the parameter `MAXDEPTH` as such a bound and suggests that reasonable values are between 2^{40} and 2^{96} . Whenever an algorithm's overall depth exceeds this bound, parallelization becomes necessary. We do assume that `MAXDEPTH` constitutes a hard upper bound on the total depth of a quantum attack, including possible repetitions of a Grover instance.

In general, an attacker can be assumed to have a finite amount of resources, in particular a finite time for an attack. This is equivalent to postulating an upper bound on the total depth of a quantum circuit as suggested by NIST. Unlike in the classical case, the required parallelization increases the gate cost for Grover's algorithm, which makes it important to study attacks with bounded depth.

We consider it reasonable to expect that the overall attack strategy is guaranteed to return a solution with high probability close to 1 within the given depth bound. E.g., a success probability of 1/2 for a Grover instance to find the correct key requires multiple runs to increase the overall probability closer to 1. These runs, either sequentially or in parallel, need to be taken into account for determining the overall cost and must respect the depth limit. While this setting is our main focus, it can be adequate to allow and cost a quantum algorithm with a success probability noticeably smaller than 1. Where not given in this paper, the corresponding analysis can be derived in a straightforward manner.

2.3 Parallelization

There are different ways to parallelize Grover's algorithm. Kim *et al.* [29] describe two, which they denote as *inner* and *outer* parallelization. Outer parallelization runs multiple instances of the full algorithm in parallel. Only one instance

must succeed, allowing us to reduce the necessary success probability, and hence number of iterations, for all. Inner parallelization divides the search space into disjoint subsets and assigns each subset to a parallel machine. Each machine’s search space is smaller, so the number of necessary iterations shrinks.

Zalka [55] concludes that in both cases, one only obtains a factor \sqrt{S} gain in the number of Grover iterations when working with S parallel Grover oracles, and that this is asymptotically optimal. Compared to many classical algorithms, this is an inefficient parallelization, since we must increase the width by a factor of S to reduce the depth by a factor of \sqrt{S} . Both methods avoid any communication, quantum or classical, during the Grover iterations. They require communication at the beginning, to distribute the plaintext-ciphertext pairs to each machine and to delegate the search space for inner parallelization, and communication at the end to collect the measured keys and decide which one, if any, is the true key. The next section discusses why our setting favours inner parallelization.

Advantages of Inner Parallelization. Consider S parallel machines that we run for j iterations, using the notation of Sect. 2.1, and a unique key. For a single machine, the success probability is $p(j) = \sin^2((2j + 1)\theta)$. Using outer parallelization, the probability that at least one machine recovers the correct key is $p_S(j) = 1 - (1 - p(j))^S$. We hope to gain a factor \sqrt{S} in the number of iterations, so instead of iterating $\lfloor \frac{\pi}{4\theta} \rfloor$ times, we run each machine for $j_S = \lfloor \frac{\pi}{4\theta\sqrt{S}} \rfloor$ iterations.

Considering some small values of S , we get $S = 1 : p_1(j_1) \approx 1$, $S = 2 : p_2(j_2) \approx 0.961$ and $S = 3 : p_3(j_3) \approx 0.945$. As S gets larger, we use a series expansion to find that

$$p_S(j_S) \approx 1 - \left(1 - \frac{\pi^2}{4S} + O\left(\frac{1}{S^2}\right)\right)^S \xrightarrow{S \rightarrow \infty} 1 - e^{-\frac{\pi^2}{4}} \approx 0.915. \tag{3}$$

This means that by simply increasing S , it is not possible to gain a factor \sqrt{S} in the number of iterations if one aims for a success probability close to 1. In contrast, with inner parallelization, the correct key lies in the search space of exactly one machine. With j_S iterations, this machine has near certainty of measuring the correct key, while other machines are guaranteed not to measure the correct key. Overall, we have near-certainty of finding the correct key. Inner parallelization thus achieves a higher success probability with the same number S of parallel instances and the same number of iterations.

Another advantage of inner parallelization is that dividing the search space separates any spurious keys into different subsets and reduces the search problem to finding a unique key. This allows us to reduce the number r of message blocks in the Grover oracle and was already observed by Kim *et al.* [29] in the context of measure-and-repeat methods. In fact, the correct key lies in exactly one subset of the search space. If the spurious keys fall into different subsets, the respective machines measure spurious keys, which can be discarded classically after measurement with access to the appropriate number

of plaintext-ciphertext pairs. The only relevant question is whether there is a spurious key in the correct key's subset of size $2^k/S$. The probability for this is $\text{SKP}(k, n, r, S) = \sum_{t=1}^{\infty} \Pr(X = t) \approx 1 - e^{-\frac{2^k - rn}{S}}$, using Eq. (2) with 2^k replaced by $2^k/S$. If $k = rn$, this probability is roughly $1/S$ when S gets larger. In general, high parallelization makes spurious keys irrelevant, and the Grover oracle can simply use the smallest r such that $\text{SKP}(k, n, r, S)$ is less than a desired bound.

3 Quantum Circuit Design

Quantum computation is usually described in the quantum circuit model. This section describes our interpretation of quantum circuits, methods and criteria for quantum circuit design, and cost models to estimate quantum resources.

3.1 Assumptions About the Fault-Tolerant Gate Set and Architecture

The quantum circuits we are concerned with in this paper operate on qubits. They are composed of so-called Clifford+ T gates, which form a commonly used universal fault-tolerant gate set exposed by several families of quantum error-correcting codes. The primitive gates consist of single-qubit Clifford gates, controlled-NOT (CNOT) gates, T gates, and measurements. We make the standard assumption of *full parallelism*, meaning that a quantum circuit can apply any number of gates simultaneously so long as these gates act on disjoint sets of qubits [8, 23].

All quantum circuits for AES and LowMC described in this paper were designed, tested, and costed in the Q# programming language [49], which supports all assumptions discussed here. We adopt the computational model presented in [25]. The Q# compiler allows us to compute circuit depth automatically by moving gates around through a circuit if the qubits it acts on were previously idle. In particular, this means that the depth of two circuits applied in series may be less than the sum of the individual depths of each circuit. The Q# language allows the circuit to *allocate* auxiliary qubits as needed, which adds new qubits initialized to $|0\rangle$. If an auxiliary qubit is returned to the state $|0\rangle$ after it has been operated on, the circuit can *release* it. Such a qubit is no longer entangled with the state used for computation and the circuit can now maintain or measure it.

Grover's algorithm is a far-future quantum algorithm, making it difficult to decide on the right cost for each gate. Previous work assumed that T gates constitute the main cost [3, 21, 31]. They are exceptionally expensive for a surface code [19]; however, for a future error-correcting code, T gates may be transversal and cheap while a different gate may be expensive. Thus, we present costs for both counting T gates only, and costing all gates equally. For most of the circuits, these concerns do not change the optimal design.

We ignore all concerns of layout and communication costs for the Grover oracle circuit. Though making this assumption is unrealistic for a surface code, where qubits can only interact with neighboring ones, other codes may not have

these issues. A single oracle circuit uses relatively few logical qubits ($<2^{20}$), so these costs are unlikely to dominate. This allows us to compare our work with previous proposals, which also ignore these costs. This also implies that uncontrolled swaps are free, since the classical controller can simply track such swaps and rearrange where it applies subsequent gates.

While previous work on quantum circuits for AES such as [3,21] and [31] mainly uses Toffoli gates, we use AND gates instead. A quantum AND gate has the same functionality as a Toffoli gate, except the target qubit is assumed to be in the state $|0\rangle$, rather than an arbitrary state. We use a combination² of Selinger’s [44] and Jones’ [28] circuits to express the AND gate in terms of Clifford and T gates. This circuit uses 4 T gates and 11 Clifford gates in T -depth 1 and total depth 8. It uses one auxiliary qubit which it immediately releases, while its adjoint circuit is slightly smaller.

3.2 Automated Resource Estimation and Unit Tests

One incentive for producing full implementations of the Grover oracle and its components is to obtain precise resource estimates automatically and directly from the circuit descriptions. Another incentive is to test the circuits for correctness and to compare results on classical inputs against existing classical software implementations that are known (or believed) to be correct. Yet quantum circuits are in general not testable, since they rely on hardware yet to be constructed. To partially address this issue, the Q# compiler can classically simulate a subset of quantum circuits, enabling partial test coverage. We thus designed our circuits such that this tool can fully classically simulate them, by using X , CNOT, CCNOT, SWAP, and AND gates only, together with measurements (denoted throughout as M “gates”). This approach limits the design space since we cannot use true quantum methods within the oracle. Yet, it is worthwhile to implement components that are testable and can be fully simulated to increase confidence in the validity of resource estimates deduced from such implementations.

As part of the development process, we first implemented AES (resp. LowMC) in Python3, and tested the resulting code against the AES implementation in PyCryptodome 3.8.2 [39] (resp. the C++ reference implementation in [33]). Then, we proceeded to write our Q# implementations (running on the Dotnet Core version 2.1.507, using the Microsoft Quantum Development Kit version 0.7.1905.3109), and tested these against our Python3 implementations, by making use of the IQ# interface (see [35,36]). For the Q# simulator to run, we are required to use the Microsoft QDK standard library’s Toffoli gate for evaluating both Toffoli and AND gates, which results in deeper than necessary circuits. We also have to explicitly SWAP values across wires, which costs 3 CNOT gates, rather than simply keeping track of the necessary free rewiring. Hence, to mitigate these effects, our functions admit a Boolean flag indicating whether the code is being run as part of a unit test by the simulator, or as part

² We thank Mathias Soeken for providing the implementation of the AND gate circuit.

of a cost estimate. In the latter case, Toffoli and AND gate designs are automatically replaced by shallower ones, and SWAP instructions are disregarded as free (after manually checking that this does not allow for incompatible circuit optimizations). All numbers reporting the total width of a circuit include the initial number of qubits plus the maximal number of temporarily allocated auxiliary qubits within the Q# function. For numbers describing the total depth, all gates such as Clifford gates, CNOT and T gates as well as measurements are assigned a depth of 1.

The AND and Toffoli gate designs we chose use measurements, hence CNOT, 1-qubit Clifford, measurement and depth counts are probabilistic. The Q# simulator does not currently support PRNG seeding for de-randomizing the measurements,³ which means that estimating differently sized circuits with the same or similar depth (or re-estimating the same circuit multiple times) may result in slightly different numbers. We also note that the compiler is currently unable to optimize a given circuit by, e.g., searching through small circuit variations that may result in functionally the same operation at a smaller cost (say by allowing better use of the circuit area).

3.3 Reversible Circuits for Linear Maps

Linear maps $f: \mathbb{F}_2^n \rightarrow \mathbb{F}_2^m$ for varying dimensions n and m are essential building blocks of AES and LowMC. In general, such a map f , expressed as multiplication by a constant matrix $M_f \in \mathbb{F}_2^{m \times n}$, can be implemented as a reversible circuit on n input wires and m additional output wires (initialized to $|0\rangle$), by using an adequate sequence of CNOT gates: if the (i, j) -th coefficient of M_f is 1, we set a CNOT gate targeting the i -th output wire, controlled on the j -th input wire.

Yet, if a linear map $g: \mathbb{F}_2^n \rightarrow \mathbb{F}_2^n$ is invertible, one can reversibly compute it in-place on the input wires via a PLU decomposition of M_g , $M_g = P \cdot L \cdot U$ [51, Lecture 21]. The lower- and upper-triangular components L and U of the decomposition can be implemented as described above by using the appropriate CNOT gates, while the final permutation P does not require any quantum gates and instead, is realized by appropriately keeping track of the necessary rewiring. While rewiring is not easily supported in Q#, the same effect can be obtained by defining a custom REWIRE operation that computes an in-place swap of any two wires when testing an implementation, and that can be disabled when costing it. We note that such decompositions are not generally unique, but it is not clear whether sparser decompositions can be consistently obtained with any particular technique. For our implementations, we adopt the PLU decomposition algorithm from [51, Algorithm 21.1], as implemented in SageMath 8.1 [48].

3.4 Cost Metrics for Quantum Circuits

For a meaningful cost analysis, we assume that an adversary has fixed constraints on its total available resources, and a specific cost metric they wish to minimize. Most importantly, we assume a total depth limit D_{\max} as explained in Sect. 2.2.

³ <https://github.com/microsoft/qsharp-runtime/issues/30>, visited 2019-08-24.

In this paper, we use the two cost metrics that are considered by Jaques and Schanck in [25]. The first is the total number of gates, the *G-cost*. It assumes non-volatile (“passive”) quantum memory, and therefore models circuits that incur some cost with every gate, but no cost is incurred in time units during which a qubit is not operated on.

The second cost metric is the product of circuit depth and width, the *DW-cost*. This is a more realistic cost model when quantum error correction is necessary. It assumes a volatile (“active”) quantum memory, which incurs some cost to correct errors on every qubit in each time step, i.e. each layer of the total circuit depth. In this cost model, a released auxiliary qubit would not require error correction, and the cost to correct it could be omitted. But we assume an efficient strategy for qubit allocation that avoids long idle periods for released qubits and thus choose to ignore this subtlety. Instead, we simply cost the maximum width at any point in the oracle, times its total depth. For both cost metrics, we can choose to count only *T*-gates towards gate count and depth, or count all gates equally.

The Cost of Grover’s Algorithm. As in Sect. 2.1, let the search space have size $N = 2^k$. Suppose we use an oracle G such that a single Grover iteration costs G_G gates, has depth G_D , and uses G_W qubits. Let $S = 2^s$ be the number of parallel machines that are used with the inner parallelization method by dividing the search space in S disjoint parts (see Sect. 2.3). In order to achieve a certain success probability p , the required number of iterations can be deduced from $p \leq \sin^2((2j + 1)\theta)$ which yields $j_p = \lceil (\arcsin(\sqrt{p})/\theta - 1)/2 \rceil \approx \arcsin(\sqrt{p})/2 \cdot \sqrt{N/S}$. Let $c_p = \arcsin(\sqrt{p})/2$, then the total depth of a j_p -fold Grover iteration is

$$D = j_p G_D \approx c_p \sqrt{N/S} \cdot G_D = c_p 2^{\frac{k-s}{2}} G_D \text{ cycles.} \tag{4}$$

Note that for $p \approx 1$ we have $c_p \approx c_1 = \frac{\pi}{4}$. Each machine uses $j_p G_G \approx c_p \sqrt{N/S} \cdot G_G = c_p 2^{\frac{k-s}{2}} G_G$ gates, i.e. the total *G*-cost over all S machines is

$$G = S \cdot j_p G_G \approx c_p \sqrt{N \cdot S} \cdot G_G = c_p 2^{\frac{k+s}{2}} G_G \text{ gates.} \tag{5}$$

Finally, the total width is $W = S \cdot G_W = 2^s G_W$ qubits, which leads to a *DW*-cost

$$DW \approx c_p \sqrt{N \cdot S} \cdot G_D G_W = c_p 2^{\frac{k+s}{2}} G_D G_W \text{ qubit-cycles.} \tag{6}$$

These cost expressions show that minimizing the number $S = 2^s$ of parallel machines minimizes both *G*-cost and *DW*-cost. Thus, under fixed limits on depth, width, and the number of gates, an adversary’s best course of action is to use the entire depth budget and parallelize as little as possible. Under this premise, the depth limit fully determines the optimal attack strategy for a given Grover oracle. Limits on width or the number of gates simply become binary feasibility criteria and are either too tight and the adversary cannot finish the attack, or one of the limits is loose. If one resource limit is loose, we may be able to modify the oracle to use this resource to reduce depth, lowering the overall cost.

Optimizing the Oracle Under a Depth Limit. Grover’s full algorithm parallelizes so badly that it is generally preferable to parallelize *within* the oracle circuit. Reducing its depth allows more iterations within the depth limit, thus reducing the necessary parallelization.

Let D_{\max} be a fixed depth limit. Given the depth G_D of the oracle, we are able to run $j_{\max} = \lfloor D_{\max}/G_D \rfloor$ Grover iterations of the oracle G . For a target success probability p , we obtain the number S of parallel instances to achieve this probability in the instance whose key space partition contains the key from $p \leq \sin^2((2j_{\max} + 1)\sqrt{S/N})$ as

$$S = \left\lceil \frac{N \cdot \arcsin^2(\sqrt{p})}{(2 \cdot \lfloor D_{\max}/G_D \rfloor + 1)^2} \right\rceil \approx c_p^2 2^k \frac{G_D^2}{D_{\max}^2}. \quad (7)$$

Using this in Eq. (5) gives a total gate count of

$$G = c_p^2 2^k \frac{G_D G_G}{D_{\max}} \text{ gates.} \quad (8)$$

It follows that for two oracle circuits G and F , the total G -cost is lower for G if and only if $G_D G_G < F_D F_G$. That is, we wish to minimize the product $G_D G_G$. Similarly, the total DW -cost under the depth constraint is

$$DW = c_p^2 2^k \frac{G_D^2 G_W}{D_{\max}} \text{ qubit-cycles.} \quad (9)$$

Here, we wish to minimize $G_D^2 G_W$ of the oracle circuit to minimize total DW -cost.

4 A Quantum Circuit for AES

The Advanced Encryption Standard (AES) [15, 16] is a block cipher standardized by NIST in 2001. Using the notation from [15], AES is composed of an S-box, a Round function (with subroutines ByteSub, ShiftRow, MixColumn, AddRoundKey; with the last round slightly differing from the others), and a KeyExpansion function (with subroutines SubByte, RotByte). Three different instances of AES have been standardized, for key lengths of 128, 192 and 256 bits. Grassl *et al.* [21] describe their quantum circuit implementation of the S-box and other components, resulting in a full description of all three instances of AES (but no testable code has been released). Grassl *et al.* take care to reduce the number of auxiliary qubits required, i.e. reducing the circuit *width* as much as possible. The recent improvements by Langenberg *et al.* [31] build on the work by Grassl *et al.* with similar objectives.

In this section, we describe our implementation of AES in the quantum programming language Q# [49]. Some of the components are taken from the description in [21], while others are implemented independently, or ported from other sources. We take the circuit description from [21] as the basis for our work and

compare to the results in [31]. In general, we aim at reducing the *depth* of the AES circuit, while limitations on width are less important. Width restrictions are not explicitly considered by the NIST call for proposals [37, § 4.A.5].

The internal state of AES contains 128 bits, arranged in four 32-bit (or 4-byte) words. In the rest of this section, when referring to a ‘word’, we intend a 4-byte word. In all tables below, we denote by $\#CNOT$, the number of CNOT gates, by $\#1qCliff$ the number of 1-qubit Clifford gates, by $\#T$ the number of T gates, by $\#M$ the number of measurement operations and by *width* the number of qubits.

S-box, ByteSub and SubByte. The AES S-box is a transformation that inverts the input as an element of \mathbb{F}_{256} , and maps 0 to 0. The S-box is the only source of T gates in a quantum circuit of AES. On classical hardware, it can be implemented easily using a lookup-table. Yet, on a quantum computer, this is not efficient (see [5, 32] and [20]). Alternatively, the inversion can be computed either by using some variant of Euclid’s algorithm (taking care of the special case of 0), or by applying Lagrange’s theorem and raising the input to the $(|\mathbb{F}_{256}^\times| - 1)^{th}$ power (i.e. the 254^{th} power), which incidentally also takes care of the 0 input. Grassl *et al.* [21] suggest an Itoh-Tsujii inversion algorithm [24], following [4], and compute all required multiplications over $\mathbb{F}_2[x]/(x^8 + x^4 + x^3 + x + 1)$. This idea had already been extensively explored in the vast⁴ literature on hardware design for AES, and requires a different construction of \mathbb{F}_{256} to be most effective. Following this lead, we port the S-box circuit by Boyar and Peralta from [11] to Q#. The specified linear program combining AND and XOR operations can be easily expressed as a sequence of equivalent CNOT and AND operations (we use cheaper T -depth-1 AND gates [28, 44] instead of T -depth-1 CCNOT gates [44]). Cost estimates for the AES S-box are in Table 1. We compare to our own Q# implementation of the S-box circuits from [21] and [31]. ByteSub is a state-wide parallel application of the S-box, requiring new output auxiliary qubits to store the result, while SubByte is a similar word-wide application of the S-box.

Table 1. Comparison of our reconstruction of the original [21] S-box circuit with the one from [10] as used in [31] and the one in this work based on [11]. In our implementation of [10] from [31], we replace CCNOT gates with AND gates to allow a fairer comparison.

Operation	$\#CNOT$	$\#1qCliff$	$\#T$	$\#M$	T -depth	Full depth	Width
[21] S-box	8683	1028	3584	0	217	1692	44
[10] S-box	818	264	164	41	35	497	41
[11] S-box	654	184	136	34	6	101	137

⁴ E.g. see [10, 12, 27, 38, 40–43, 52, 53].

Remark 2. Langenberg *et al.* [31] independently introduced a new AES quantum circuit design using the S-box circuit proposed in [10]. They also present a ProjectQ [47] implementation of the S-box, albeit without unit tests. We ported their source code to Q#, tested and costed it. For a fairer comparison, we replaced their CCNOT gates with the AND gate design that our circuits use. Cost estimates can be found in Table 1. Overall, the [11] S-box leads to a more cost effective circuit for our purposes in both the G -cost and DW -cost metrics, and hence we did not proceed further in our analysis of costs using the [10] design. Note that the results obtained here differ from the ones presented in [31, §3.2]. This is due to the difference in counting gates and depth. While [31] counts Toffoli gates, the Q# resource estimator costs at a lower level of T gates and also counts all gates needed to implement a Toffoli gate.

ShiftRow and RotByte. ShiftRow is a permutation on the full 128-bit AES state, happening across its four words [15, §4.2.2]. As a permutation of qubits, it can be entirely encoded as rewiring. As in [21], we consider rewiring as free and do not include it in our cost estimates. Similarly, RotByte is a circular left shift of a word by 8 bits, and can be implemented by appropriate rewiring as well.

MixColumn. The operation MixColumn interprets each word in the state as a polynomial in $\mathbb{F}_{256}[x]/(x^4 + 1)$. Each word is multiplied by a fixed polynomial $c(x)$ [15, § 4.2.3]. Since the latter is coprime to $x^4 + 1$, this operation can be seen as an invertible linear transformation, and hence can be implemented in place by a PLU decomposition of a matrix in $\mathbb{F}_2^{32 \times 32}$. To simplify this tedious operation, we use SageMath [48] code that performs the PLU decomposition, and outputs equivalent Q# code. Note that [21] describes the same technique, while achieving a significantly smaller design than the one we obtain (ref. Table 2), but we were not able to reproduce these results. However, highly optimized, shallower circuits have been proposed in the hardware design literature such as [7, 18, 26, 30, 50]. Hence, we chose to use one of those and experiment with a recent design by Maximov [34]. Both circuits are costed independently in Table 2. Maximov’s circuit has a much lower depth, but it only reduces the total depth, does not reduce the T -depth (which is already 0) and comes at the cost of an increased width. Our experiments show that without a depth restriction, it seems advantageous to use the in-place version to minimize both G -cost and DW -cost metrics, while for a depth restricted setting, Maximov’s circuit seems better due to the square in the depth term in Eq. (9).

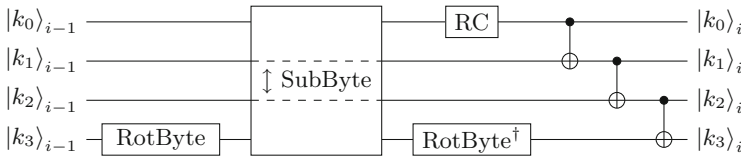
Table 2. Comparison of an in-place implementation of MixColumn (via PLU decomposition) versus the recent shallow out-of-place design in [34].

Operation	#CNOT	#1qCliff	# T	# M	T -depth	Full depth	Width
In-place MixColumn	1108	0	0	0	0	111	128
[34] MixColumn	1248	0	0	0	0	22	318

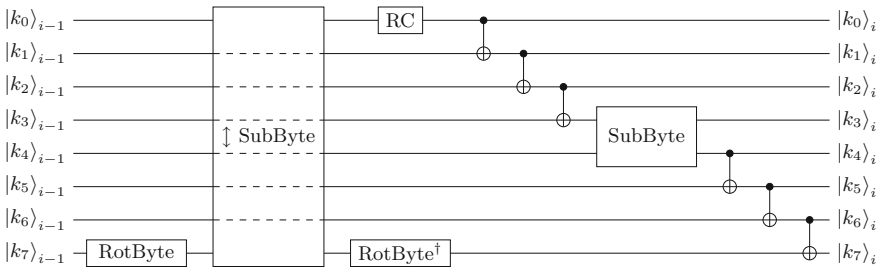
AddRoundKey. AddRoundKey performs a bitwise XOR of a round key to the internal AES state and can be realized with a parallel application of 128 CNOT gates, controlled on the round key qubits and targeted on the state qubits. Grassl *et al.* [21] and Langenberg *et al.* [31] use the same approach.

KeyExpansion. Key expansion is one of the two sources of T gates in the design of AES, and hence might have a strong impact on the overall efficiency of the circuit. A simple implementation of KeyExpansion would allocate enough auxiliary qubits to store the full expanded key, including all round keys. This is easy to implement with relatively low depth, but uses more qubits than necessary. The authors of [21] amortize this width cost by caching only those key bytes that require S-box evaluations. Instead, we minimize width by not requiring auxiliary qubits at all. At the same time, we reduce the depth in comparison with the naive key expansion using auxiliary qubits for all key bits as described above.

Let $|k\rangle_0$ denote the AES key consisting of $N_k \in \{4, 6, 8\}$ key words and $|k\rangle_i$ the i -th set of N_k consecutive round key words. The first such block $|k\rangle_1$ can be computed in-place as shown in the appropriately sized circuit in Fig. 1. This circuit produces the i -th set of N_k key words from the $(i - 1)$ -th set. Note that for AES-128, these sets correspond to the actual round keys as the key size is



(a) AES-128 in-place key expansion step producing the i -th round key.



(b) AES-256 in-place key expansion step producing the i -th set of 8 round key words.

Fig. 1. In-place AES key expansion for AES-128 and AES-256, deriving the i^{th} set of N_k round key works from the $(i - 1)^{th}$. AES-192 is identical to AES-128, but with 6 key words. Each $|k_j\rangle_i$ represents the j^{th} word of $|k\rangle_i$. SubByte takes the input state on the top wire, and returns the output on the bottom wire, while \uparrow SubByte takes inputs on the bottom wire, and returns outputs on the top. Dashed lines indicate wires that are not used in the \uparrow SubByte operation. RC is the round constant addition, implemented by applying X gates as appropriate.

equal to the block size, for AES-192 and AES-256, each round key set generates more words than needed in a single round key. The full operation mapping $|k\rangle_{i-1} \mapsto |k\rangle_i$ is denoted by KE. As for the two larger key sizes, each round only needs parts of these sets of round key words, we specify KE_j^l to denote the part of the operation KE that produces the words $j \dots l$ of the new set, disregarding other words. KE_j^l can be used as part of the round strategy described below to only compute as many words of the round key as necessary, resulting in an overall narrower and shallower circuit.

Remark 3. In addition to improving the S-box circuit over [21], Langenberg *et al.* [31, §4] demonstrate significant savings by reducing the number of qubits and the depth of key expansion. This is achieved by an improved scheduling of key expansion during AES encryption, namely by computing round key words only at the time they are required and un-computing them early. While their method is based on the one in [21] using auxiliary qubits for the round keys, our approach works completely in place and reduces width and depth at the same time.

Round, FinalRound and Full AES. To encrypt a message block using AES-128 (resp. -192, -256), we initially XOR the input message with the first 4 words of the key, and then execute 10 (resp. 12, 14) rounds consisting of ByteSub, ShiftRow, MixColumn (except in the final round) and AddRoundKey. The quantum circuits for AES we propose follow the same blueprint with the exception that key expansion is interleaved with the algorithm in such a way that the operations KE_j^l only produce the key words that are immediately required.

The resulting circuits are shown in Fig. 2. For formatting reasons, we omit the repeating round pattern and AES-256, and only represent a subset of the full set of qubits used. In AES-128, each round is identical until round 9. In AES-192 rounds 5, 8 and 11 use the same KE call and order as round 2; rounds 6 and 9 do as round 3; rounds 7 and 10 do as round 4. In AES-256, rounds 4, 6, 8, 10, 12 (resp. 5, 7, 9, 11, 13) use the same KE call and order as round 2 (resp. 3). Cost estimates for the resulting AES encryption circuits are in Table 3. In contrast to [21] and [31], we aim to reduce circuit depth, hence un-computing of rounds is delayed until the output ciphertext is produced. For easier testability and modularity, the Round circuit is divided into two parts: a ForwardRound operator that computes the output state but does not clean auxiliary qubits, and its adjoint. For unit-testing Round in isolation, we compose ForwardRound with its adjoint operator. For testing AES, we first run all ForwardRound instances without auxiliary qubit cleaning, resulting in a similar ForwardAES operator, copy out the ciphertext, and then undo the ForwardAES operation.

Table 3 presents results for the AES circuit for both versions of MixColumn, the in-place implementation using a PLU decomposition as well as Maximov's out-of-place, but lower depth circuit. We use both because each has advantages for different applications. The full depth corresponds to G_D as in Sect. 3.4 and Sect. 2.3, while width corresponds to G_W . While for AES-128 and AES-192, $G_D G_W$ is smaller for the in-place implementation, $G_D^2 G_W$ is smaller for Maximov's circuit. Hence, Sect. 2.3 indicates Maximov's circuit gives a lower DW -cost

under a depth restriction. If there is no depth restriction, the in-place design has a lower DW -cost.

Table 3. Circuit cost estimates for the AES operator, using the [11] S-box and for Mix-Column design (“MC”) either in-place (“IP”) or Maximov’s [34] (“M”). The apparently inconsistent T -depth is discussed under T -depth.

Operation	MC	#CNOT	#1qCliff	# T	# M	T -depth	Full depth	Width
AES-128	IP	291150	83116	54400	13600	120	2827	1785
AES-192	IP	328612	93160	60928	15232	120	2987	2105
AES-256	IP	402878	114778	75072	18768	126	3353	2425
AES-128	M	293730	83236	54400	13600	120	2094	2937
AES-192	M	331752	93280	60928	15232	120	1879	3513
AES-256	M	406288	114318	75072	18768	126	1955	4089

T -depth. Every round of AES (as implemented in Fig. 2) computes at least one layer of S-boxes as part of ByteSub, which must later be uncomputed. We would thus expect the T -depth of n rounds of AES to be $2n$ times the T -depth of the S-box. Instead, Table 3 shows smaller depths. We find this effect when using either the AND circuit or the unit-testable CCNOT implementation. To test if this is a bug, we used a placeholder S-box circuit which has an arbitrary T -depth d and which the compiler cannot parallelize. This “dummy” AES design had the expected T -depth of $2n \cdot d$. Thus we believe the Q# compiler found non-trivial parallelization between components of the S-box and the surrounding circuit. This provides a strong case for full explicit implementations of quantum cryptanalytic algorithms in Q# or other languages that allow automatic resource estimates and optimizations; in our case the T -depth of AES-256 is 25% less than naively expected. Unfortunately, Q# cannot yet generate full circuit diagrams, so we do not know exactly where the parallelization takes place⁵.

5 A Quantum Circuit for LowMC

LowMC [1, 2] is a family of block ciphers aiming for low multiplicative complexity circuits. Originally designed to reduce the high cost of binary multiplication in the MPC and FHE scenarios, it has been adopted as a fundamental component by the Picnic signature scheme (see [14] and [56]) proposed for standardization as part of the NIST process for standardizing post-quantum cryptography.

To achieve low multiplicative complexity, LowMC uses an S-box layer of AND-depth 1, which contains a user-defined number of parallel 3-bit S-box computations. In general, any instantiation of LowMC comprises a specific number of rounds. Each round calls an S-box layer, an affine transformation, and a

⁵ <https://github.com/microsoft/qsharp-runtime/issues/31>, visited 2019-09-03.

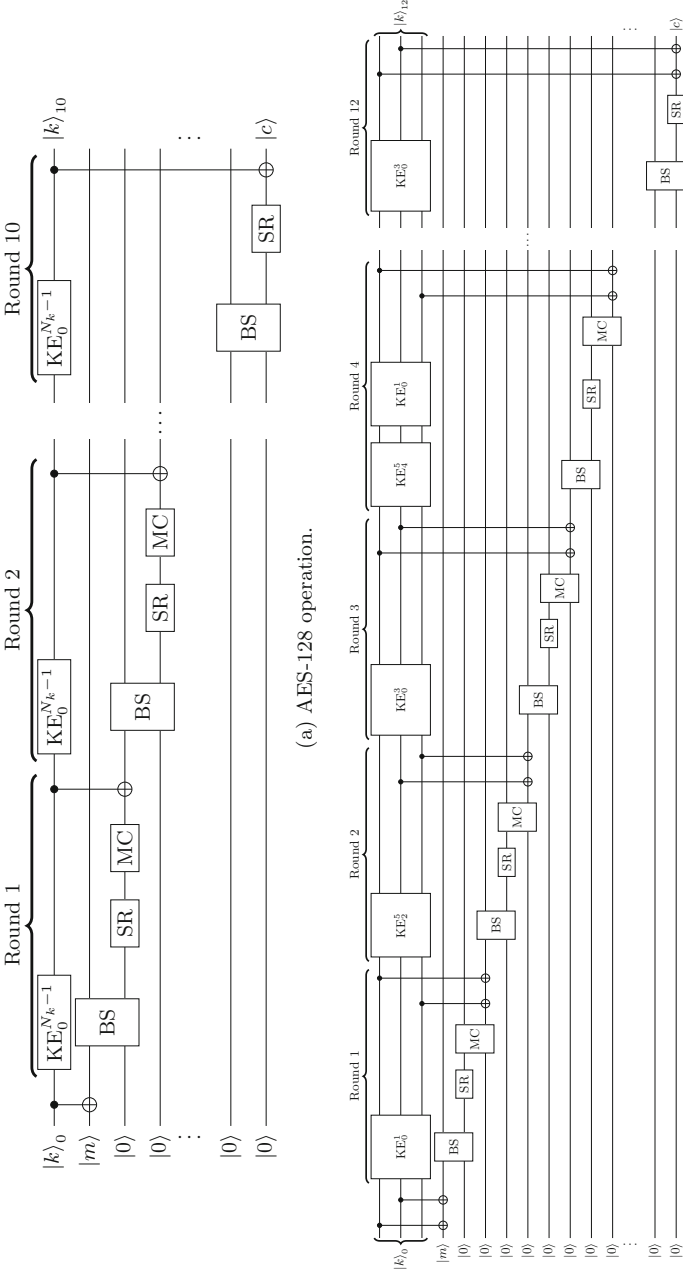


Fig. 2. Circuit sketches for the AES-128 and AES-192 operation. Each wire under the $|k\rangle_0$ label represents 4 words of the key for AES-128 and 2 words for AES-192. Each subsequent wire (initially labeled $|m\rangle$ and $|0\rangle$) represents 4 words. CNOT gates between word-sized wires should be read as multiple parallel CNOT gates applied bitwise (e.g. at the beginning of AES-192 the intention is of XORing 128 bits from $|k\rangle_0$ onto the state). BS stands for ByteSub, SR for ShiftRow and MC for MixColumn. For AES-128, the circuit shows an in-place implementation of MixColumn, while for AES-192, it uses an out-of-place version like Maximov’s MixColumn linear program [34].

round key addition. Key-scheduling can either be precomputed or computed on the fly. In this work, we study the original LowMC design. This results in a sub-optimal circuit, which can clearly be improved by porting the more recent version from [17] instead. Even for the original LowMC, our work shows that the overhead from the cost of the Grover oracle is very small, in particular under the T -depth metric. Since LowMC could be standardized as a component of Picnic, we deem it appropriate to point out the differences in Grover oracle cost between different block ciphers and that generalization from AES requires caution.

In this section we describe our Q# implementation of the LowMC instances used as part of Picnic. In particular, Picnic proposes three parameter sets, with (key size, block size, rounds) $\in \{(128, 128, 20), (192, 192, 30), (256, 256, 38)\}$, all with 10 parallel S-boxes per substitution layer.

S-box and S-boxLayer. The LowMCS-box can be naturally implemented using Toffoli (CCNOT) gates. In particular, a simple in-place implementation with depth 5 (T -depth 3) is shown in Fig. 3, alongside a T -depth 1 out-of-place circuit, both of which were produced manually. Costs for both circuits can be found in Table 4. We use the CCNOT implementation with no measurements from [44]. For LowMC inside of Picnic, the full S-boxLayer consists of 10 parallel S-boxes run on the 30 low order bits of the state.

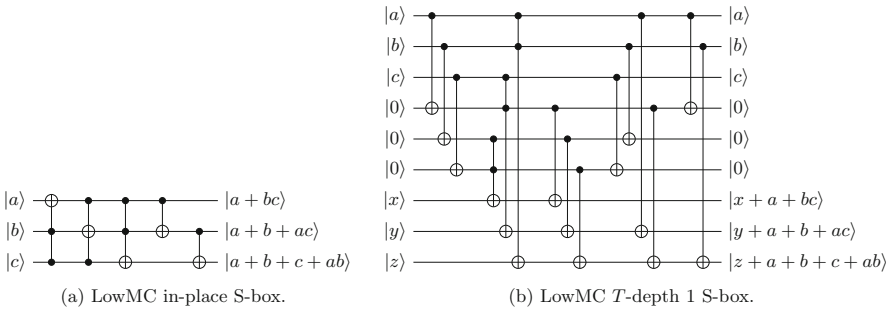


Fig. 3. Alternative quantum circuit designs for the LowMCS-box. The in-place design requires auxiliary qubits as part of the concrete CCNOT implementation.

Table 4. Cost estimates for a single LowMCS-box circuit, following the two designs proposed in Fig. 3. We note that the circuit size may seem different at first sight due to Fig. 3 not displaying the concrete CCNOT implementation.

Operation	#CNOT	#1qCliff	# T	# M	T -depth	Full depth	Width
In-place S-box	50	6	21	0	3	23	7
Shallow S-box	60	6	21	0	1	11	13

LinearLayer, ConstantAddition and AffineLayer. AffineLayer is an affine transformation applied to the state at every round. It consists of a matrix multiplication (LinearLayer) and the addition of a constant vector (ConstantAddition). Both matrix and vector are different for every round and are predefined constants that are populated pseudo-randomly. ConstantAddition is implemented by applying X gates for entries of the vector equal to 1. In Picnic, for every round and every parameter set, all LinearLayer matrices are invertible (due to LowMC’s specification requirements), and hence we use a PLU decomposition for matrix multiplication (Sect. 3.3). Cost estimates for the first round affine transformation in LowMC as used in Picnic are in Table 5.

Table 5. Costs for in-place circuits implementing the first round (R1) AffineLayer transformation for the three instantiations of LowMC used in Picnic.

Operation	#CNOT	#1qCliff	#T	#M	T-depth	Full depth	Width
AffineLayer L1 R1	8093	60	0	0	0	2365	128
AffineLayer L3 R1	18080	90	0	0	0	5301	192
AffineLayer L5 R1	32714	137	0	0	0	8603	256

KeyExpansion and KeyAddition. To generate the round keys rk_i , in each round i the LowMC key k is multiplied by a different key derivation pseudo-random matrix KM_i . For Picnic, each KM_i is invertible, so we compute rk_i from rk_{i-1} as $rk_i = KM_i \cdot KM_{i-1}^{-1} \cdot rk_{i-1}$. We compute this in-place using a PLU decomposition of $KM_i \cdot KM_{i-1}^{-1}$. This saves matrix multiplications and qubits compared to computing rk_i directly. We call this operation KeyExpansion. KeyAddition is equivalent to AddRoundKey in AES, and is implemented the same way. Cost estimates for the first round key expansion in LowMC as used in Picnic can be found in Table 6.

Table 6. Costs for in-place circuits implementing the first round (R1) KeyExpansion operation for the three instantiations of LowMC used in Picnic.

Operation	#CNOT	#1qCliff	#T	#M	T-depth	Full depth	Width
KeyExpansion L1 R1	8104	0	0	0	0	2438	128
KeyExpansion L3 R1	18242	0	0	0	0	4896	192
KeyExpansion L5 R1	32525	0	0	0	0	9358	256

Round and LowMC. The LowMC round sequentially applies S-boxLayer, AffineLayer and KeyAddition to the state. Our implementation also runs KeyExpansion before AffineLayer. For a full LowMC encryption, we first add the LowMC key k to the message to produce the initial state, then run the specified number of rounds on it. Costs of the resulting encryption circuit are in Table 7.

Table 7. Costs for the full encryption circuit for LowMC as used in Picnic.

Operation	#CNOT	#1qCliff	#T	#M	T-depth	Full depth	Width
LowMC L1	689944	4932	8400	0	40	98699	991
LowMC L3	2271870	9398	12600	0	60	319317	1483
LowMC L5	5070324	14274	15960	0	76	693471	1915

6 Grover Oracles and Key Search Resource Estimates

Equipped with Q# implementations of the AES and LowMC encryption circuits, this section describes the implementation of full Grover oracles for both block ciphers. Eventually, based on the cost estimates obtained automatically from these Q# Grover oracles, we provide quantum resource estimates for full key search attacks via Grover’s algorithm. Beyond comparing to previous work, our emphasis is on evaluating algorithms that respect a total depth limit, for which we consider NIST’s values for MAXDEPTH from [37]. This means we *must* parallelize. We use inner parallelization via splitting up the search space, see Sect. 2.3.

6.1 Grover Oracles

As discussed in Sect. 2.2 and Sect. 2.3, we must determine the parameter r , the number of known plaintext-ciphertext pairs that are required for a successful key-recovery attack. The Grover oracle encrypts r plaintext blocks under the same candidate key and computes a Boolean value that encodes whether all r resulting ciphertext blocks match the given classical results. A circuit for the block cipher allows us to build an oracle for any r by simply fanning out the key qubits to the r instances and running the r block cipher circuits in parallel. Then a comparison operation with the classical ciphertexts conditionally flips the result qubit and the r encryptions are un-computed. Figure 4 shows the construction for AES and $r = 2$, using the ForwardAES operation from Sect. 4.

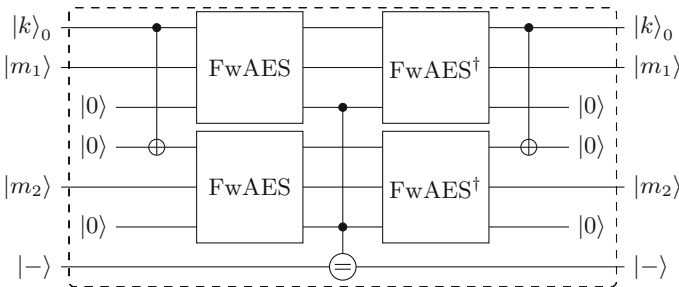


Fig. 4. Grover oracle construction from AES using two message-ciphertext pairs. FwAES represents the ForwardAES operator described in Sect. 4. The middle operator “=” compares the output of AES with the provided ciphertexts and flips the target qubit if they are equal.

The Required Number of Plaintext-Ciphertext Blocks. The explicit computation of the probabilities in Eq. (1) shows that using $r = 2$ (resp. 2, 3) for AES-128 (resp. -192, -256) guarantees a unique key with overwhelming probability. The probabilities that there are no spurious keys are $1 - \epsilon$, where $\epsilon < 2^{-128}$, 2^{-64} , and 2^{-128} , respectively. Grassl *et al.* [21, § 3.1] used $r = 3$, $r = 4$ and $r = 5$, respectively. Hence, these values are too large and the Grover oracle can work correctly with fewer full AES evaluations.

If one is content with a success probability lower than 1, it suffices to use $r = \lceil k/n \rceil$ blocks of plaintext-ciphertext pairs. In this case, it is enough to use $r = 1, 2$, and 3 for AES-128, -192, -256, respectively. Langenberg *et al.* [31] also propose these values. As an example, if we use $r = 1$ for AES-128, the probability of not having spurious keys is $1/e \approx 0.368$, which could be a high enough chance for a successful attack in certain scenarios, e.g., when there is a strict limit on the width of the attack circuit. Furthermore, when a large number of parallel machines are used in an instance of the attack, as discussed in Sect. 2.3, even the value $r = 1$ can be enough in order to guarantee with high probability that the relevant subset of the key space contains the correct key as a unique solution.

The LowMC parameter sets we consider here all have $k = n$. Therefore, $r = 2$ plaintext-ciphertext pairs are enough for all three sets ($k \in \{128, 192, 256\}$). Then, the probability that the key is unique is $1 - \epsilon$, where $\epsilon < 2^{-k}$, i.e. this probability is negligibly close to 1. With high parallelization, $r = 1$ is sufficient for a success probability very close to 1.

Grover Oracle Cost for AES. Table 8 shows the resources needed for the full AES Grover oracle for the relevant values of $r \in \{1, 2, 3\}$. Even without parallelization, more than 2 pairs are never required for AES-128 and AES-192. The same holds for 4 or more pairs for AES-256.

Table 8. Costs for the AES Grover oracle operator for $r = 1, 2$ and 3 plaintext-ciphertext pairs. “MC” is the MixColumn design, either in-place (“IP”) or Maximov’s [34] (“M”).

Operation	MC	r	#CNOT	#1qCliff	# T	# M	T -depth	Full depth	Width
AES-128	IP	1	292313	84428	54908	13727	121	2816	1665
AES-192	IP	1	329697	94316	61436	15359	120	2978	1985
AES-256	IP	1	404139	116286	75580	18895	126	3353	2305
AES-128	IP	2	585051	169184	109820	27455	121	2815	3329
AES-192	IP	2	659727	188520	122876	30719	120	2981	3969
AES-256	IP	2	808071	231124	151164	37791	126	3356	4609
AES-256	IP	3	1212905	347766	226748	56687	126	3347	6913
AES-128	M	1	294863	84488	54908	13727	121	2086	2817
AES-192	M	1	332665	94092	61436	15359	120	1879	3393
AES-256	M	1	407667	116062	75580	18895	126	1951	3969
AES-128	M	2	589643	168288	109820	27455	121	2096	5633
AES-192	M	2	665899	188544	122876	30719	120	1890	6785
AES-256	M	2	815645	231712	151164	37791	126	1952	7937
AES-256	M	3	1223087	346290	226748	56687	126	1956	11905

Grover Oracle Cost for LowMC. The resources for our implementation of the full LowMC Grover oracle for the relevant values of $r \in \{1, 2\}$ are shown in Table 9. No setting needs more than $r = 2$ plaintext-ciphertext pairs.

Table 9. Cost estimates for the LowMC Grover oracle operator for $r = 1$ and 2 plaintext-ciphertext pairs. LowMC parameter sets are as used in Picnic.

Operation	r	#CNOT	#1qCliff	# T	# M	T -depth	Full depth	Width
LowMC L1	1	690961	5917	8908	191	41	98709	1585
LowMC L3	1	2273397	10881	13364	286	61	319323	2377
LowMC L5	1	5072343	16209	16980	372	77	693477	3049
LowMC L1	2	1382143	11774	17820	362	41	98707	3169
LowMC L3	2	4547191	21783	26732	576	61	319329	4753
LowMC L5	2	10145281	32567	33964	783	77	693483	6097

6.2 Cost Estimates for Block Cipher Key Search

Using the cost estimates for the AES and LowMC Grover oracles from Sect. 6.1, this section provides cost estimates for full key search attacks on both block ciphers. For the sake of a direct comparison to the previous results in [21] and [31], we first ignore any limit on the depth and present the same setting as in these works. Then, we provide cost estimates with imposed depth limits and the consequential parallelization requirements.

Comparison to Previous Work. Table 10 shows cost estimates for a full run of Grover’s algorithm when using $\lfloor \frac{\pi}{4} 2^{k/2} \rfloor$ iterations of the AES Grover operator without parallelization. We only take into account the costs imposed by the oracle operator U_f (in the notation of Sect. 2.1) and ignore the costs of the operator $2|\psi\rangle\langle\psi| - I$. If the number of plaintext-ciphertext pairs ensures a unique key, this number of operations maximizes the success probability p_{succ} to be negligibly close to 1. For smaller values of r such as those proposed in [31], the success probability is given by the probability that the key is unique.

The G -cost is the total number of gates, which is the sum of the first three columns in the table, corresponding to the numbers of 1-qubit Clifford and CNOT gates, T gates and measurements. Table 10 shows that the G -cost is always better in our work when comparing values for the same AES instance and the same value for r . The same holds for the DW -cost as we increase the width by factors less than 4 and simultaneously reduce the depth by more than that.

Table 11 shows cost estimates for LowMC in the same setting. Despite LowMC’s lower multiplicative complexity and a relatively lower number of T gates, the large number of CNOT gates leads to overall higher G -cost and DW -cost than AES, as we count all gates.

Cost Estimates Under a Depth Limit. Tables 13a and b show cost estimates for running Grover’s algorithm against AES and LowMC under a given depth limit. This restriction is proposed in the NIST call for proposals for standardization of post-quantum cryptography [37]. We use the notation and example values for MAXDEPTH from the call. Imposing a depth limit forces the parallelization of Grover’s algorithm, which we assume uses inner parallelization, see Sect. 2.3.

The values in the table follow Sect. 3.4. Given cost estimates G_G , G_D and G_W for the oracle circuit, we determine the maximal number of Grover iterations that can be carried out within the MAXDEPTH limit. Then the required number S of parallel instances is computed via Eq. (7) and the G -cost and DW -cost follow from Eqs. (8) and (9). The number r of plaintext-ciphertext pairs is the minimal value such that the probability SKP for having spurious keys in the subset of the key space that holds the target key is less than 2^{-20} .

Table 10. Comparison of cost estimates for Grover’s algorithm with $\left\lfloor \frac{\pi}{4} 2^{k/2} \right\rfloor$ AES oracle iterations for attacks with high success probability, disregarding MAXDEPTH. CNOT and 1-qubit Clifford gate counts are added to allow easier comparison to the previous work from [21, 31], who report both kinds of gates under “Clifford”. [31] uses the S-box design from [10]. “IP MC” (resp. “M’s MC”) means the oracle uses an in-place (resp. Maximov’s [34]) MixColumn design. The circuit sizes for AES-128 (resp. -192, -256) in the second block have been extrapolated from Grassl *et al.* by multiplying gate counts and circuit width by 1/3 (resp. 1/2, 2/5), while keeping depth values intact. p_s reports the approximate success probability.

Grassl <i>et al.</i> [21]										
Scheme	r	#Clifford	# T	# M	T -depth	Full depth	Width	G -cost	DW -cost	p_s
AES-128	3	$1.55 \cdot 2^{86}$	$1.19 \cdot 2^{86}$	0	$1.06 \cdot 2^{80}$	$1.16 \cdot 2^{81}$	2 953	$1.37 \cdot 2^{87}$	$1.67 \cdot 2^{92}$	1
AES-192	4	$1.17 \cdot 2^{119}$	$1.81 \cdot 2^{118}$	0	$1.21 \cdot 2^{112}$	$1.33 \cdot 2^{113}$	4 449	$1.04 \cdot 2^{120}$	$1.44 \cdot 2^{125}$	1
AES-256	5	$1.83 \cdot 2^{151}$	$1.41 \cdot 2^{151}$	0	$1.44 \cdot 2^{144}$	$1.57 \cdot 2^{145}$	6 681	$1.62 \cdot 2^{152}$	$1.28 \cdot 2^{158}$	1
Extrapolation of Grassl <i>et al.</i> [21] to lower r										
AES-128	1	$1.03 \cdot 2^{85}$	$1.59 \cdot 2^{84}$	0	$1.06 \cdot 2^{80}$	$1.16 \cdot 2^{81}$	984	$1.83 \cdot 2^{85}$	$1.11 \cdot 2^{91}$	1/e
AES-192	2	$1.17 \cdot 2^{118}$	$1.81 \cdot 2^{117}$	0	$1.21 \cdot 2^{112}$	$1.33 \cdot 2^{113}$	2 224	$1.04 \cdot 2^{119}$	$1.44 \cdot 2^{124}$	1
AES-256	2	$1.46 \cdot 2^{150}$	$1.13 \cdot 2^{150}$	0	$1.44 \cdot 2^{144}$	$1.57 \cdot 2^{145}$	2 672	$1.30 \cdot 2^{151}$	$1.02 \cdot 2^{157}$	1/e
Langenberg <i>et al.</i> [31]										
AES-128	1	$1.46 \cdot 2^{82}$	$1.47 \cdot 2^{81}$	0	$1.44 \cdot 2^{77}$	$1.39 \cdot 2^{79}$	865	$1.10 \cdot 2^{83}$	$1.17 \cdot 2^{89}$	1/e
AES-192	2	$1.71 \cdot 2^{115}$	$1.68 \cdot 2^{114}$	0	$1.26 \cdot 2^{109}$	$1.23 \cdot 2^{111}$	1 793	$1.27 \cdot 2^{116}$	$1.08 \cdot 2^{122}$	1
AES-256	2	$1.03 \cdot 2^{148}$	$1.02 \cdot 2^{147}$	0	$1.66 \cdot 2^{141}$	$1.61 \cdot 2^{143}$	2 465	$1.54 \cdot 2^{148}$	$1.94 \cdot 2^{154}$	1/e
This work (with “in-place” MixColumn)										
AES-128	1	$1.13 \cdot 2^{82}$	$1.32 \cdot 2^{79}$	$1.32 \cdot 2^{77}$	$1.48 \cdot 2^{70}$	$1.08 \cdot 2^{75}$	1665	$1.33 \cdot 2^{82}$	$1.76 \cdot 2^{85}$	1/e
AES-128	2	$1.13 \cdot 2^{83}$	$1.32 \cdot 2^{80}$	$1.32 \cdot 2^{78}$	$1.48 \cdot 2^{70}$	$1.08 \cdot 2^{75}$	3329	$1.34 \cdot 2^{83}$	$1.75 \cdot 2^{86}$	1
AES-192	2	$1.27 \cdot 2^{115}$	$1.47 \cdot 2^{112}$	$1.47 \cdot 2^{110}$	$1.47 \cdot 2^{102}$	$1.14 \cdot 2^{107}$	3969	$1.50 \cdot 2^{115}$	$1.11 \cdot 2^{119}$	1
AES-256	2	$1.56 \cdot 2^{147}$	$1.81 \cdot 2^{144}$	$1.81 \cdot 2^{142}$	$1.55 \cdot 2^{134}$	$1.29 \cdot 2^{139}$	4609	$1.84 \cdot 2^{147}$	$1.45 \cdot 2^{151}$	1/e
AES-256	3	$1.17 \cdot 2^{148}$	$1.36 \cdot 2^{145}$	$1.36 \cdot 2^{143}$	$1.55 \cdot 2^{134}$	$1.28 \cdot 2^{139}$	6913	$1.38 \cdot 2^{148}$	$1.08 \cdot 2^{152}$	1
This work (with “in-place” MixColumn), using Grassl <i>et al.</i> [21] values for r										
AES-128	3	$1.69 \cdot 2^{83}$	$1.97 \cdot 2^{80}$	$1.97 \cdot 2^{78}$	$1.48 \cdot 2^{70}$	$1.09 \cdot 2^{75}$	4993	$1.00 \cdot 2^{84}$	$1.32 \cdot 2^{87}$	1
AES-192	4	$1.27 \cdot 2^{116}$	$1.47 \cdot 2^{113}$	$1.47 \cdot 2^{111}$	$1.47 \cdot 2^{102}$	$1.15 \cdot 2^{107}$	7937	$1.50 \cdot 2^{116}$	$1.11 \cdot 2^{120}$	1
AES-256	5	$1.95 \cdot 2^{148}$	$1.13 \cdot 2^{146}$	$1.13 \cdot 2^{144}$	$1.55 \cdot 2^{134}$	$1.28 \cdot 2^{139}$	11521	$1.15 \cdot 2^{149}$	$1.81 \cdot 2^{152}$	1

Table 11. Cost estimates for Grover’s algorithm with $\lfloor \frac{\pi}{4} 2^{k/2} \rfloor$ LowMC oracle iterations for attacks with high success probability, without a depth restriction.

Scheme	r	# CNOT	#1qCliff	# T	# M	T -depth	Full depth	Width	G -cost	DW -cost	p_s
LowMC L1	1	$1.04 \cdot 2^{83}$	$1.13 \cdot 2^{76}$	$1.71 \cdot 2^{76}$	$1.17 \cdot 2^{71}$	$1.01 \cdot 2^{69}$	$1.18 \cdot 2^{80}$	1585	$1.06 \cdot 2^{83}$	$1.83 \cdot 2^{90}$	$1/e$
LowMC L3	1	$1.70 \cdot 2^{116}$	$1.04 \cdot 2^{109}$	$1.28 \cdot 2^{109}$	$1.75 \cdot 2^{103}$	$1.50 \cdot 2^{101}$	$1.91 \cdot 2^{113}$	2377	$1.72 \cdot 2^{116}$	$1.11 \cdot 2^{125}$	$1/e$
LowMC L5	1	$1.90 \cdot 2^{149}$	$1.55 \cdot 2^{141}$	$1.63 \cdot 2^{141}$	$1.14 \cdot 2^{136}$	$1.89 \cdot 2^{133}$	$1.04 \cdot 2^{147}$	3049	$1.91 \cdot 2^{149}$	$1.55 \cdot 2^{158}$	$1/e$
LowMC L1	2	$1.04 \cdot 2^{84}$	$1.13 \cdot 2^{77}$	$1.71 \cdot 2^{77}$	$1.11 \cdot 2^{72}$	$1.01 \cdot 2^{69}$	$1.18 \cdot 2^{80}$	3169	$1.06 \cdot 2^{84}$	$1.83 \cdot 2^{91}$	1
LowMC L3	2	$1.70 \cdot 2^{117}$	$1.04 \cdot 2^{110}$	$1.28 \cdot 2^{110}$	$1.77 \cdot 2^{104}$	$1.50 \cdot 2^{101}$	$1.91 \cdot 2^{113}$	4753	$1.72 \cdot 2^{117}$	$1.11 \cdot 2^{126}$	1
LowMC L5	2	$1.90 \cdot 2^{150}$	$1.56 \cdot 2^{142}$	$1.63 \cdot 2^{142}$	$1.20 \cdot 2^{137}$	$1.89 \cdot 2^{133}$	$1.04 \cdot 2^{147}$	6097	$1.91 \cdot 2^{150}$	$1.55 \cdot 2^{159}$	1

The impact of imposing a depth limit on the key search algorithm can directly be seen by comparing, for example Table 13a with Table 10 in the case of AES. Key search against AES-128 without depth limit has a G -cost of $1.34 \cdot 2^{83}$ gates and a DW -cost of $1.75 \cdot 2^{86}$ qubit-cycles. Now, setting $\text{MAXDEPTH} = 2^{40}$ increases both the G -cost and the DW -cost by a factor of roughly 2^{34} to $1.07 \cdot 2^{117}$ gates and $1.76 \cdot 2^{120}$ qubit-cycles. For $\text{MAXDEPTH} = 2^{64}$, the increase is by a factor of roughly 2^{10} . We note that for $\text{MAXDEPTH} = 2^{96}$, key search on AES-128 does not require any parallelization.

Implications for Post-quantum Security Categories. The security strength categories 1, 3 and 5 in the NIST call for proposals [37] are defined by the resources needed for key search on AES-128, AES-192 and AES-256, respectively. For a cryptographic scheme to satisfy the security requirement at a given level, the best known attack must take at least as many resources as key search against the corresponding AES instance.

As guidance, NIST provides a table with gate cost estimates via a formula depending on the depth bound MAXDEPTH . This formula is deduced as follows: assume that non-parallel Grover search requires a depth of $D = x \cdot \text{MAXDEPTH}$ for some $x \geq 1$ and the circuit has G gates. Then, about x^2 machines are needed that each run for a fraction $1/x$ of the time and use roughly G/x gates in order for the quantum attack to fit within the depth budget given by MAXDEPTH while attaining the same attack success probability. Hence, the total gate count for a parallelized Grover search is roughly $(G/x) \cdot x^2 = G \cdot D/\text{MAXDEPTH}$. The cost formula reported in the NIST table (also provided in Table 12 for reference) is deduced by using the values for G -cost and depth D from Grassl *et al.* [21].

The above formula does not take into account that parallelization often allows us to reduce the number of required plaintext-ciphertext pairs, resulting in a G -cost reduction for search in each parallel Grover instance by a factor larger than x . Note also that [37, Footnote 5] mentions that using the formula for very small values of x (very large values of MAXDEPTH such that $D/\text{MAXDEPTH} < 1$, where no parallelization is required) underestimates the quantum security of AES. This is the case for AES-128 with $\text{MAXDEPTH} = 2^{96}$.

In Table 12, we compare NIST’s numbers with our gate counts for parallel Grover search. Our results for each specific setting incorporate the reduction

of plaintext-ciphertext pairs through parallelization, provide the correct cost if parallelization is not necessary and use improved circuit designs. The table shows that for most situations, AES is less quantum secure than the NIST estimates predict. For each category, we provide a very rough approximation formula that could be used to replace NIST's formula. We observe a consistent reduction in G -cost for quantum key search by 11–13 bits.

Since NIST clearly defines its security categories 1, 3 and 5 based on the computational resources required for key search on AES, the explicit gate counts should be lowered to account for the best known attack. This would mean that it is now easier for submitters to claim equivalent security, with the exception of category 1 with $\text{MAXDEPTH} = 2^{96}$. A possible consequence of our work is that some of the NIST submissions might profit from slightly tweaking certain parameter sets to allow more efficient implementations, while at the same time satisfying the (now weaker) requirements for their intended security category.

Remark 4. The G -cost results in Table 13b show that key recovery against the LowMC instances we implemented requires at least as many gates as key recovery against AES with the same key size. If NIST replaces its explicit gate cost estimates for AES with the ones in this work, these LowMC instances meet the post-quantum security requirements as defined in the NIST call [37]. On the other hand, the same results show that they do not meet the explicit gate count requirements for the original NIST security categories. For example, LowMC L1 can be broken with an attack having G -cost $1.25 \cdot 2^{123}$ when $\text{MAXDEPTH} = 2^{40}$, while the original bound in category 1 requires a scheme to not be broken by an attack using less than 2^{130} gates. In all settings considered here, a LowMC key can be found with a slightly smaller G -cost than NIST's original estimates for AES, again with the exception when no parallelization is needed. The margin is relatively small. We cannot finalize conclusions about the relative security of LowMC and AES until quantum circuits for LowMC are optimized as much as the ones for AES.

Table 12. Comparison of our cost estimate results with NIST's approximations based on Grassl *et al.* [21]. The *approximation* column displays NIST's formula from [37] and a rough approximation to replace the NIST formula based on our results. Under $\text{MAXDEPTH} = 2^{96}$, AES-128 is a special case as the attack does not require any parallelization and the approximation underestimates its cost.

NIST security		G -cost for MAXDEPTH (\log_2)			
Category	Source	2^{40}	2^{64}	2^{96}	Approximation
1 AES-128	[37]	130.0	106.0	74.0	$2^{170}/\text{MAXDEPTH}$
	This work	117.1	93.1	*83.4	$\approx 2^{157}/\text{MAXDEPTH}$
3 AES-192	[37]	193.0	169.0	137.0	$2^{233}/\text{MAXDEPTH}$
	This work	181.1	157.1	126.1	$\approx 2^{221}/\text{MAXDEPTH}$
5 AES-256	[37]	258.0	234.0	202.0	$2^{298}/\text{MAXDEPTH}$
	This work	245.5	221.5	190.5	$\approx 2^{285}/\text{MAXDEPTH}$

Table 13. Cost estimates for parallel Grover key search against block ciphers under a depth limit `MAXDEPTH` with *inner* parallelization (see Sect. 2.3). `MD` is `MAXDEPTH`, r is the number of plaintext-ciphertext pairs used in the Grover oracle, S is the number of subsets into which the key space is divided, `SKP` is the probability that spurious keys are present in the subset holding the target key, W is the qubit width of the full circuit and D the full depth. Each of the S candidate keys measured from the Grover search are classically checked against plaintext-ciphertext pairs. AES-128, -192, and -256 need 2, 2, and 3 such pairs, respectively, while LowMC needs 2 pairs for all sizes.

Scheme	MD	r	S	$\log_2(\text{SKP})$	D	W	G -cost	DW -cost
AES-128	2^{40}	1	$1.28 \cdot 2^{69}$	-69.36	$1.00 \cdot 2^{40}$	$1.76 \cdot 2^{80}$	$1.07 \cdot 2^{117}$	$1.76 \cdot 2^{120}$
AES-192	2^{40}	1	$1.04 \cdot 2^{133}$	-69.05	$1.00 \cdot 2^{40}$	$1.72 \cdot 2^{144}$	$1.09 \cdot 2^{181}$	$1.72 \cdot 2^{184}$
AES-256	2^{40}	1	$1.12 \cdot 2^{197}$	-69.16	$1.00 \cdot 2^{40}$	$1.08 \cdot 2^{209}$	$1.39 \cdot 2^{245}$	$1.08 \cdot 2^{249}$
AES-128	2^{64}	1	$1.28 \cdot 2^{21}$	-21.36	$1.00 \cdot 2^{64}$	$1.76 \cdot 2^{32}$	$1.07 \cdot 2^{93}$	$1.76 \cdot 2^{96}$
AES-192	2^{64}	1	$1.04 \cdot 2^{85}$	-21.05	$1.00 \cdot 2^{64}$	$1.72 \cdot 2^{96}$	$1.09 \cdot 2^{157}$	$1.72 \cdot 2^{160}$
AES-256	2^{64}	1	$1.12 \cdot 2^{149}$	-21.16	$1.00 \cdot 2^{64}$	$1.08 \cdot 2^{161}$	$1.39 \cdot 2^{221}$	$1.08 \cdot 2^{225}$
AES-128*	2^{96}	2	$1.00 \cdot 2^0$	$-\infty$	$1.08 \cdot 2^{75}$	$1.63 \cdot 2^{11}$	$1.34 \cdot 2^{83}$	$1.75 \cdot 2^{86}$
AES-192	2^{96}	2	$1.05 \cdot 2^{21}$	$-\infty$	$1.00 \cdot 2^{96}$	$1.74 \cdot 2^{33}$	$1.09 \cdot 2^{126}$	$1.74 \cdot 2^{129}$
AES-256	2^{96}	2	$1.12 \cdot 2^{85}$	-85.16	$1.00 \cdot 2^{96}$	$1.09 \cdot 2^{98}$	$1.39 \cdot 2^{190}$	$1.09 \cdot 2^{194}$

(a) Grover oracle for AES

Scheme	MD	r	S	$\log_2(\text{SKP})$	D	W	G -cost	DW -cost
LowMC L1	2^{40}	1	$1.40 \cdot 2^{80}$	-80.48	$1.00 \cdot 2^{40}$	$1.08 \cdot 2^{91}$	$1.25 \cdot 2^{123}$	$1.08 \cdot 2^{131}$
LowMC L3	2^{40}	1	$1.83 \cdot 2^{147}$	-147.87	$1.00 \cdot 2^{40}$	$1.06 \cdot 2^{159}$	$1.65 \cdot 2^{190}$	$1.06 \cdot 2^{199}$
LowMC L5	2^{40}	1	$1.08 \cdot 2^{214}$	-214.11	$1.00 \cdot 2^{40}$	$1.61 \cdot 2^{225}$	$1.99 \cdot 2^{256}$	$1.61 \cdot 2^{265}$
LowMC L1	2^{64}	1	$1.40 \cdot 2^{32}$	-32.48	$1.00 \cdot 2^{64}$	$1.08 \cdot 2^{43}$	$1.25 \cdot 2^{99}$	$1.08 \cdot 2^{107}$
LowMC L3	2^{64}	1	$1.83 \cdot 2^{99}$	-99.87	$1.00 \cdot 2^{64}$	$1.06 \cdot 2^{111}$	$1.65 \cdot 2^{166}$	$1.06 \cdot 2^{175}$
LowMC L5	2^{64}	1	$1.08 \cdot 2^{166}$	-166.11	$1.00 \cdot 2^{64}$	$1.61 \cdot 2^{177}$	$1.99 \cdot 2^{232}$	$1.61 \cdot 2^{241}$
LowMC L1	2^{96}	2	$1.00 \cdot 2^0$	$-\infty$	$1.18 \cdot 2^{80}$	$1.55 \cdot 2^{11}$	$1.06 \cdot 2^{84}$	$1.83 \cdot 2^{91}$
LowMC L3	2^{96}	1	$1.83 \cdot 2^{35}$	-35.87	$1.00 \cdot 2^{96}$	$1.06 \cdot 2^{47}$	$1.65 \cdot 2^{134}$	$1.06 \cdot 2^{143}$
LowMC L5	2^{96}	1	$1.08 \cdot 2^{102}$	-102.11	$1.00 \cdot 2^{96}$	$1.61 \cdot 2^{113}$	$1.99 \cdot 2^{200}$	$1.61 \cdot 2^{209}$

(b) Grover oracle for LowMC

7 Future Work

This work’s main focus is on exploring the setting proposed by NIST where quantum attacks are limited by a total bound on the depth of quantum circuits. Previous works [3, 21, 31] aim to minimize cost under a tradeoff between circuit depth and a limit on the total number of qubits needed, say a hypothetical bound `MAXDEPTH`. Depth limits are not discussed when choosing a Grover strategy. Since it is somewhat unclear what exact characteristics and features a future scalable

quantum hardware might have, quantum circuit and Grover strategy optimization with the goal of minimizing different cost metrics under different constraints than MAXDEPTH could be an interesting avenue for future research.

We have studied key search problems for a single target. In classical cryptanalysis, multi-target attacks have to be taken into account for assessing the security of cryptographic systems. We leave the exploration of estimating the cost of quantum multi-target attacks, for example using the algorithm by Banegas and Bernstein [6] under MAXDEPTH (or alternative regimes), as future work.

Further, implementing quantum circuits for cryptanalysis in Q# or another quantum programming language for concrete cost estimation is worthwhile to increase confidence in the security of proposed post-quantum schemes. For example, quantum lattice sieving and enumeration appear to be prime candidates.

Acknowledgements. We thank Chris Granade and Bettina Heim for their help with the Q# language and compiler, Mathias Soeken and Thomas Häner for general discussions on optimizing quantum circuits and Q#, Mathias Soeken for providing the AND gate circuit we use, and Daniel Kales and Greg Zaverucha for their input on Picnic and LowMC.

References

1. Albrecht, M.R., Rechberger, C., Schneider, T., Tiessen, T., Zohner, M.: Ciphers for MPC and FHE. In: Oswald, E., Fischlin, M. (eds.) EUROCRYPT 2015. LNCS, vol. 9056, pp. 430–454. Springer, Heidelberg (2015). https://doi.org/10.1007/978-3-662-46800-5_17
2. Albrecht, M.R., Rechberger, C., Schneider, T., Tiessen, T., Zohner, M.: Ciphers for MPC and FHE. Cryptology ePrint Archive, Report 2016/687 (2016)
3. Almazrooie, M., Samsudin, A., Abdullah, R., Muttar, K.N.: Quantum reversible circuit of AES-128. *Quantum Inf. Process.* **17**(5), 1–30 (2018). <https://doi.org/10.1007/s11128-018-1864-3>
4. Amento, B., Steinwandt, R., Roetteler, M.: Efficient quantum circuits for binary elliptic curve arithmetic: reducing T-gate complexity. [arXiv:1209.6348](https://arxiv.org/abs/1209.6348) (2012)
5. Babbush, R., et al.: Encoding electronic spectra in quantum circuits with linear T complexity. *Phys. Rev. X* **8**(4), 041015 (2018)
6. Banegas, G., Bernstein, D.J.: Low-communication parallel quantum multi-target preimage search. In: Adams, C., Camenisch, J. (eds.) SAC 2017. LNCS, vol. 10719, pp. 325–335. Springer, Cham (2018). https://doi.org/10.1007/978-3-319-72565-9_16
7. Banik, S., Funabiki, Y., Isobe, T.: More results on shortest linear programs. Cryptology ePrint Archive, Report 2019/856 (2019)
8. Beals, R., et al.: Efficient distributed quantum computing. *Proc. Roy. Soc. A Math. Phys. Eng. Sci.* **469**, 20120686 (2013)
9. Bonnetain, X., Naya-Plasencia, M., Schrottenloher, A.: Quantum security analysis of AES. *IACR Trans. Symmetric Cryptol.* **2019**(2), 55–93 (2019)
10. Boyar, J., Peralta, R.: A new combinational logic minimization technique with applications to cryptology. In: Festa, P. (ed.) SEA 2010. LNCS, vol. 6049, pp. 178–189. Springer, Heidelberg (2010). https://doi.org/10.1007/978-3-642-13193-6_16

11. Boyar, J., Peralta, R.: A small depth-16 circuit for the AES S-Box. In: Gritzalis, D., Furnell, S., Theoharidou, M. (eds.) SEC 2012. IAICT, vol. 376, pp. 287–298. Springer, Heidelberg (2012). https://doi.org/10.1007/978-3-642-30436-1_24
12. Boyar, J., Find, M.G., Peralta, R.: Small low-depth circuits for cryptographic applications. *Crypt. Commun.* **11**(1), 109–127 (2018). <https://doi.org/10.1007/s12095-018-0296-3>
13. Boyer, M., Brassard, G., Høyer, P., Tapp, A.: Tight bounds on quantum searching. *Fortschr. Phys.* **46**(4–5), 493–505 (1998)
14. Chase, M., et al.: Post-quantum zero-knowledge and signatures from symmetric-key primitives. In: ACM CCS 2017. ACM (2017)
15. Daemen, J., Rijmen, V.: AES proposal: Rijndael (1999)
16. Daemen, J., Rijmen, V.: Specification for the advanced encryption standard (AES). Federal Information Processing Standards Publication 197 (2001)
17. Dinur, I., Kales, D., Promitzer, A., Ramacher, S., Rechberger, C.: Linear equivalence of block ciphers with partial non-linear layers: application to LowMC. In: Ishai, Y., Rijmen, V. (eds.) EUROCRYPT 2019. LNCS, vol. 11476, pp. 343–372. Springer, Cham (2019). https://doi.org/10.1007/978-3-030-17653-2_12
18. Ekdahl, P., Johansson, T., Maximov, A., Yang, J.: A new SNOW stream cipher called SNOW-V. *Cryptology ePrint Archive, Report 2018/1143* (2018)
19. Fowler, A.G., Mariantoni, M., Martinis, J.M., Cleland, A.N.: Surface codes: towards practical large-scale quantum computation. *Phys. Rev. A* **86**, 032324 (2012)
20. Gidney, C.: Windowed quantum arithmetic. arXiv preprint [arXiv:1905.07682](https://arxiv.org/abs/1905.07682) (2019)
21. Grassl, M., Langenberg, B., Roetteler, M., Steinwandt, R.: Applying Grover’s algorithm to AES: quantum resource estimates. In: Takagi, T. (ed.) PQCrypto 2016. LNCS, vol. 9606, pp. 29–43. Springer, Cham (2016). https://doi.org/10.1007/978-3-319-29360-8_3
22. Grover, L.K.: A fast quantum mechanical algorithm for database search. In: STOC 1996. ACM (1996)
23. Grover, L.K., Rudolph, T.: How significant are the known collision and element distinctness quantum algorithms? *QIC* **4**(3), 201–206 (2004)
24. Itoh, T., Tsujii, S.: A fast algorithm for computing multiplicative inverses in $GF(2^m)$ using normal bases. *Inf. Comput.* **78**(3), 171–177 (1988)
25. Jaques, S., Schanck, J.M.: Quantum cryptanalysis in the RAM model: claw-finding attacks on SIKE. In: Boldyreva, A., Micciancio, D. (eds.) CRYPTO 2019. LNCS, vol. 11692, pp. 32–61. Springer, Cham (2019). https://doi.org/10.1007/978-3-030-26948-7_2
26. Jean, J., Moradi, A., Peyrin, T., Sasdrich, P.: Bit-sliding: a generic technique for bit-serial implementations of SPN-based primitives. In: Fischer, W., Homma, N. (eds.) CHES 2017. LNCS, vol. 10529, pp. 687–707. Springer, Cham (2017). https://doi.org/10.1007/978-3-319-66787-4_33
27. Jeon, Y.-S., Kim, Y.-J., Lee, D.-H.: A compact memory-free architecture for the AES algorithm using resource sharing methods. *JCSC* **19**, 1109–1130 (2010)
28. Jones, C.: Low-overhead constructions for the fault-tolerant Toffoli gate. *Phys. Rev. A* **87**(2), 022328 (2013)
29. Kim, P., Han, D., Jeong, K.C.: Time-space complexity of quantum search algorithms in symmetric cryptanalysis: applying to AES and SHA-2. *Quantum Inf. Process.* **17**(12), 1–39 (2018). <https://doi.org/10.1007/s11128-018-2107-3>
30. Kranz, T., Leander, G., Stoffelen, K., Wiemer, F.: Shorter linear straight-line programs for MDS matrices. *IACR Trans. Symm. Cryptol.* **2017**(4), 188–211 (2017)

31. Langenberg, B., Pham, H., Steinwandt, R.: Reducing the cost of implementing AES as a quantum circuit. Cryptology ePrint Archive, Report 2019/854 (2019)
32. Low, G.H., Kliuchnikov, V., Schaeffer, L.: Trading T-gates for dirty qubits in state preparation and unitary synthesis. arXiv preprint [arXiv:1812.00954](https://arxiv.org/abs/1812.00954) (2018)
33. LowMC: LowMC/lowmc at e847fb160ad8ca1f373efd91a55b6d67f7deb425 (2019). <https://github.com/LowMC/lowmc/tree/e847fb160ad8ca1f373efd91a55b6d67f7deb425>
34. Maximov, A.: AES MixColumn with 92 XOR gates. Cryptology ePrint Archive, Report 2019/833 (2019)
35. Microsoft: Getting started with Python and Q# — Microsoft Docs (2019). <https://docs.microsoft.com/en-us/quantum/install-guide/python>
36. Microsoft: microsoft/iqsharp: Microsoft's IQ# server (2019). <https://github.com/microsoft/iqsharp>
37. NIST: Submission requirements and evaluation criteria for the Post-Quantum Cryptography standardization process (2016)
38. Nogami, Y., Nekado, K., Toyota, T., Hongo, N., Morikawa, Y.: Mixed bases for efficient inversion in $\mathbb{F}((2^2)^2)$ and conversion matrices of SubBytes of AES. In: Mangard, S., Standaert, F.-X. (eds.) CHES 2010. LNCS, vol. 6225, pp. 234–247. Springer, Heidelberg (2010). https://doi.org/10.1007/978-3-642-15031-9_16
39. PyCryptodome: Welcome to PyCryptodome's documentation - PyCryptodome 3.8.2 documentation (2019). <https://pycryptodome.readthedocs.io/en/stable/index.html>
40. Reyhani-Masoleh, A., Taha, M., Ashmawy, D.: New area record for the AES combined S-box/inverse S-box. In: ARITH. IEEE (2018)
41. Reyhani-Masoleh, A., Taha, M., Ashmawy, D.: Smashing the implementation records of AES S-box. TCHES **2018**, 298–336 (2018)
42. Rijmen, V.: Efficient implementation of the Rijndael S-box. Katholieke Universiteit Leuven, Dept. ESAT, Belgium (2000)
43. Satoh, A., Morioka, S., Takano, K., Munetoh, S.: A compact rijndael hardware architecture with S-Box optimization. In: Boyd, C. (ed.) ASIACRYPT 2001. LNCS, vol. 2248, pp. 239–254. Springer, Heidelberg (2001). https://doi.org/10.1007/3-540-45682-1_15
44. Selinger, P.: Quantum circuits of T -depth one. Phys. Rev. A **87**, 042302 (2013)
45. Shor, P.W.: Algorithms for quantum computation: discrete logarithms and factoring. In: FOCS 1994, pp. 124–134. IEEE Computer Society (1994)
46. Shor, P.W.: Polynomial-time algorithms for prime factorization and discrete logarithms on a quantum computer. SIAM J. Comput. **26**(5), 1484–1509 (1997)
47. Steiger, D.S., Häner, T., Troyer, M.: ProjectQ: an open source software framework for quantum computing. Quantum **2**(49), 10–22331 (2018)
48. Stein, W., et al.: Sage Mathematics Software Version 8.1 (2017)
49. Svore, K.M., et al.: Q#: enabling scalable quantum computing and development with a high-level DSL. In: RWDSL@CGO 2018 (2018)
50. Tan, Q.Q., Peyrin, T.: Improved heuristics for short linear programs. Cryptology ePrint Archive, Report 2019/847 (2019)
51. Trefethen, L., Bau, D.: Numerical Linear Algebra. Other Titles in Applied Mathematics. SIAM, Philadelphia (1997)
52. Ueno, R., Homma, N., Sugawara, Y., Nogami, Y., Aoki, T.: Highly efficient $GF(2^8)$ inversion circuit based on redundant GF arithmetic and its application to AES design. In: Güneysu, T., Handschuh, H. (eds.) CHES 2015. LNCS, vol. 9293, pp. 63–80. Springer, Heidelberg (2015). https://doi.org/10.1007/978-3-662-48324-4_4

53. Wei, Z., Sun, S., Hu, L., Wei, M., Boyar, J., Peralta, R.: Scrutinizing the tower field implementation of the \mathbb{F}_{2^8} inverter - with applications to AES, Camellia, and SM4. Cryptology ePrint Archive, Report 2019/738 (2019)
54. Yamamura, A., Ishizuka, H.: Quantum cryptanalysis of block ciphers (algebraic systems, formal languages and computations), vol. 1166, pp. 235–243 (2000). <https://repository.kulib.kyoto-u.ac.jp/dspace/bitstream/2433/64334/1/1166-29.pdf>
55. Zalka, C.: Grover's quantum searching algorithm is optimal. Phys. Rev. A **60**(4), 2746 (1999)
56. Zaverucha, G., et al.: Picnic. Technical report, NIST (2017)