




Shock to the Heart: Psychosocial Implications and Applications of Sudden Cardiac Death in the Young

Nicholas Grubic^{1,2} · Jake Puskas² · Dermot Phelan³ · Anne Fournier⁴ · Luc J. Martin⁵ · Amer M. Johri² 

Accepted: 9 September 2020 / Published online: 10 October 2020
© Springer Science+Business Media, LLC, part of Springer Nature 2020

Abstract

Purpose of Review Although rare, sudden cardiac death (SCD) in the young is a tragic event, having a dramatic impact upon all involved. The psychosocial burden associated with SCD can leave friends, families, and entire communities bereft. With only limited evidence to describe the volatile emotional reactions associated with a young SCD, there is an urgent need for care providers to better understand the psychological complexities and impacts faced by both at-risk individuals and those directly affected by these tragic events.

Recent Findings Current knowledge of the psychosocial implications associated with SCD in the young has recently generated interest in the cardiovascular community, with the goal of addressing prevention strategies (screening), family bereavement, and the psychological impact of at-risk or surviving individuals. With the emergence of novel strategies aimed at reducing the public health impact of SCD in the young, further discussion regarding the psychosocial impact of SCD, encompassing prevention, survivorship, and the downstream communal effects of a young death is required. Support systems and intervention could assist in the management of the associated psychosocial burden, yet there is a lack of clinical guidelines to direct this form of care.

Summary There is an important need for multidisciplinary collaboration across subspecialties to provide support to grieving individuals and manage patient well-being throughout the screening process for SCD. This collaborative approach requires the integration of cardiovascular and psychological expertise where relevant.

Keywords Sudden cardiac death · Sudden cardiac arrest · Psychosocial · Psychological adaptation · Athletes · Multidisciplinary care

This article is part of the Topical Collection on *Psychological Aspects of Cardiovascular Diseases*

✉ Amer M. Johri
amerschedule@gmail.com

Nicholas Grubic
nicholas.grubic@queensu.ca

Jake Puskas
14jp62@queensu.ca

Dermot Phelan
Dermot.Phelan@atriumhealth.org

Anne Fournier
anne.fournier@umontreal.ca

Luc J. Martin
luc.martin@queensu.ca

¹ Department of Public Health Sciences, Queen's University, Kingston, Canada

² Department of Medicine, Queen's University, Kingston, Canada

³ Sanger Heart & Vascular Institute, Atrium Health, Charlotte, NC, USA

⁴ Department of Pediatrics, University of Montréal, Montréal, Canada

⁵ School of Kinesiology and Health Studies, Queen's University, Kingston, Canada

Introduction

The occurrence of sudden cardiac death (SCD) in a young person is devastating, having profound impacts on both the victim's family and an entire community. The reported incidence of SCD among those < 35 years of age in the USA from 1999 to 2015 was 1.32 per 100,000 individuals [1], although there is great variation in these estimates noted across the globe for specific age groups [2]. Evidence has shown that the incidence of a young SCD increased with age from 0.49 (1–10 years of age) to 2.76 per 100,000 individuals (26–34 years of age) [1]. In comparison, for infants < 1 years of age, sudden infant death syndrome is the most common cause of death [3]. Among youth, inherited heart diseases are the major cause of SCD, including both arrhythmia syndromes and cardiomyopathies [1, 2].

Given the rarity of SCD in the young, tragedy lies in the dramatic loss of life-years for a young individual, and the loss of this individual's contribution to society. With the unexpected nature of such an event, it is difficult to apply social productivity metrics to quantify the impact of shock, sense of injustice, and fear of these events upon the victim's network. To reduce the public health impact of young SCD, recent efforts aim to identify at-risk patients through screening initiatives and risk stratification [4]. Additionally, the development of preventative education focused on the provision of high-quality resuscitation and defibrillation, particularly among children and young adults, has emerged as a potential tool to improve bystander emergency care and survival [5].

Although recent advancements in preventative and onsite emergency protocols have been made, little is known of the psychological impact faced by at-risk patients and those directly impacted by a young SCD. The profound psychosocial burden that affects those close to a young victim of SCD throughout the stages of bereavement is often overlooked by the clinical cardiovascular community, particularly during immediate management and post-mortem familial screening processes. Yet, with early therapy and support, the psychological implications of SCD can oftentimes be improved, reducing the effects of anxiety, distress, and depression on those most impacted. Further discussion regarding the psychosocial impact of SCD, encompassing prevention, survivorship, and the downstream communal effects of a young death, is required. In particular, the development of clinical recommendations for psychological support in the familial screening, management, and post-mortem grievance processes following SCD in a young relative is warranted.

Psychological Implications of Prevention

The unanticipated tragedy of a SCD is often perpetuated by the victim's apparent health, typically not exhibiting any

history of symptoms or disease prior to death. Given evidence that almost 50% of all sudden unexpected deaths under the age of 18 occur due to a potential inherited cardiac disease [6], the importance of screening and prevention cannot be overemphasized. The introduction of community-wide screening programs has been proposed for young, at-risk populations, such as athletes [2]. However, concerns regarding the accuracy of screening, impact of positive findings (whether they be false or true positives), and cost implications are major obstacles for uptake of such initiatives [2, 7]. Despite widespread interest in screening from the scientific community, non-profit organizations, and advocacy groups, the psychological consequences of the screening process among young individuals remain a pivotal concern.

Genetic Testing and Familial Screening

As the yield of screening tests are markedly increased by limiting testing to family relatives of disease probands [8], cascade screening has been suggested as an alternative to mass screening measures. The role of genetic testing and familial screening in SCD is threefold: (1) to determine potential disease expression in close relatives, (2) to clarify genetic risk to current or potential offspring, and (3) to identify the cause of death [9]. This approach is particularly useful for families with inherited cardiac conditions, such as hypertrophic cardiomyopathy (HCM), long QT syndrome (LQTS), and arrhythmogenic right ventricular cardiomyopathy (ARVC) [10]. As majority of cardiogenetic conditions, including those previously listed, are inherited in an autosomal dominant pattern, it is expected that on average, each first-degree family member of an affected individual has a 50% risk of inheriting the mutation [11].

Among the young population, identification of a potentially inherited heart condition is of paramount importance for risk stratification, management, and treatment. Early diagnosis has specific relevance for guiding lifestyle modifications, most notably exercise and physical activity. Although the health benefits of physical activity are well-known for acquired cardiovascular diseases or risk factors [12, 13], for patients with congenital or inherited conditions, it is unclear whether exercise training may offer physiological benefits, or could be detrimental [14].

In general, recommendations discourage young individuals with genetic heart conditions from participating in high-intensity and vigorous activities due to the fear of potential cardiovascular events or SCD [15, 16]. These recommendations are based upon evidence suggesting a positive relationship between high-intensity exercise and adverse cardiac events, due to the underlying arrhythmogenic nature of these conditions. For example, endurance exercise and frequent physical activity has been shown to increase the risk of ventricular arrhythmias, heart failure, and ARVC diagnosis in

desmosomal mutation carriers [17]. In comparison, for other populations, such as HCM patients, preliminary evidence has proposed that high-intensity exercise and sports participation are safe and efficacious for selected patient groups, although further prospective research is required to inform exercise recommendations [18].

Despite the controversy among lifestyle modifications for inherited heart disease patients, targeted post-mortem genetic testing following an unexpected death—based on current international guidelines—is routinely recommended [19, 20]. These molecular autopsy tests have relevant implications for both disease diagnosis in the victim and clinical investigations of surviving relatives [4]. However, despite the utility of post-mortem screening, recent evidence highlights important psychological concerns. According to a study of first-degree relatives of young SCD victims who attended a cardiac genetic clinic, over one-third (36%) of participants reported poor psychological adaptation to genetic findings. These individuals were also more likely to report post-traumatic stress symptoms ($p < 0.01$), depression ($p = 0.01$), and lower perceived social support ($p < 0.01$) than those who reported good adaptation to genetic information. Overall, this group held a negative view of the molecular autopsy process [21]. As well, despite the motivation to seek closure for an unexpected death and unveil certainties regarding a diagnosis [22], failure to receive an explanation for the loss of a young individual during the genetic testing process may lead to further grievance. The main reason for forgoing screening in relatives of young SCD decedents is feelings of worry and guilt. Indeed, confronting the possibility of having the disease or becoming aware of their responsibility for passing on the inherited condition or mutation that caused the death is a difficult process [9]. Interestingly, other research involving family members that pursued cardiogenetic evaluation found that majority of participants felt well cared for and not in need of psychological support during the screening process [23].

The integration of psychosocial support and genetic counseling within the cardiac screening process has been suggested as an important solution to manage the complicated social situations that arise from a potential genetic diagnosis, with unique implications for both adult [24] and pediatric populations [25]. Further work into the benefit and impact of cardiogenetic evaluation must not omit evaluation of the differing psychological factors that contribute to the decision of screening healthy, yet potentially at-risk individuals. There is a crucial need for national recommendations to guide the psychosocial care process among those affected by a young SCD.

The Cardiovascular Screening of Young Athletes

The majority of the data on SCD in young individuals has been informed from studies of young competitive athletes. Although these events in the athletic community are rare, they

are often widely publicized and gain significant visibility. Among the young athlete population, the incidence of SCD is estimated to be 1–3 cases per 100,000 person-years, although it is hypothesized that this may be an underestimation [26]. Based on a comprehensive review of numerous studies, a reasonable incidence estimate of 1:50,000 was suggested for SCD in young athletes [27]. As several factors associated with sports activity have been shown to increase the risk of SCD among athletes with underlying cardiovascular abnormalities [26], a commonly used approach to SCD prevention is cardiovascular pre-participation screening (PPS). Numerous national organizations have put forward recommendations for PPS [7, 28, 29], although financial implications, resource availability, and the potential for negative psychological impact have limited uptake [2].

One of the most common strategies for promulgating PPS is encouraging uptake from the academic institutions of young SCD victims, although this approach has limited success due to the rarity of these events, which has led to a call for national and international standardization of PPS practices. Some organizations and health systems, such as the English Football Association [30] and the Italian National Health System [31], have implemented long-standing PPS programs for athletes, encouraging health administrators worldwide to consider the value of mass-screening programs. Other initiatives developed by charitable organizations, such as the *Testmyheart* (Cardiac Risk in the Young, UK) and *SafeBeat* (Screen Across America, United States) programs, have established local and regional preventative cardiac screening for youth in an attempt to reduce the risk of SCD. Although improving access to screening for young individuals is at the forefront of these organizations, controversy surrounding the value of cardiovascular PPS, and whether these programs should include electrocardiogram (ECG) screening (in addition to the recommended history questionnaire and physical examination), prevails [32].

Among the various concerns of PPS is the potential for false positive findings due to the use of non-invasive ECG screening. It is thought that such screening results may contribute to a psychological burden because of unnecessary follow-up evaluations and the possibility of disqualification without merit [7, 28]. However, previous research into the psychological impact of screening noted that ECG screening did not cause excessive anxiety in young athletes, including those with false positive findings [33]. Specifically, this study noted that among athletes undergoing ECG screening, only athletes with a true cardiac disorder described heightened anxiety during and after screening, whereas those with false positive findings did not. Furthermore, athletes who received an ECG were more likely to be satisfied with the process ($p < 0.001$), felt safer participating in sport ($p < 0.01$), and stated positive impacts of the ECG to their training ($p < 0.001$), in comparison to the no ECG group. Such

findings suggest that psychological distress should not be used as a rationale to forgo screening. Conversely, other work has demonstrated that young athletes with false positive results do express undue anxiety, mainly attributed to the concern for potential sport disqualification and the development of a future cardiac condition [34]. The highest psychological burdens are noted among those diagnosed with conditions that result in permanent disqualification, such as HCM and LQTS [35], highlighting the importance of sport in the mental well-being and identity of young athletes [36]. Despite the reduction of false positive ECG screens to only 3% as a result of refined international ECG criteria [37], reservations exist around the potential for false restriction and the creation of unnecessary life implications, with emotional, financial, and medical burdens for young athletes, their families, and the broader community.

In addition to the inclusion of the ECG in PPS, the potential role of multi-modality imaging, including echocardiography and stress testing, has also been explored to identify asymptomatic young athletes at risk of SCD [38, 39]. While their utility for the downstream evaluation of athletes who screen positive is well established, they are generally not included in initial screening algorithms due to concerns over cost and a paucity of the required expertise, which would result in unacceptably high false positive and false negative rates. The use of imaging tools with uncertain or imperfect accuracy may parallel the increased psychosocial stress resulting from further testing and unnecessary restriction observed with ECG screening. Imaging alone, without the inclusion of an ECG, is not advisable as many conditions associated with SCD, such as the channelopathies, would be missed. While some advocate for the inclusion of a limited transthoracic echo or point of care ultrasound [40], the diagnostic accuracy and impact on outcomes of this approach has yet to be proven [39].

Dorian et al. (2020) describe some of the potential considerations that need to be emphasized when screening young athletes for cardiac conditions associated with risk of SCD, noting the potential for unnecessary sports restriction and immediate or long-term psychosocial impact as major drawbacks [41]. Given the importance of PPS, providing high-quality psychosocial support and counseling to limit worry pertaining to potential disqualification and false positive testing would be of significant value, rather than opting to forgo testing all together. These considerations are particularly relevant during the midst of the COVID-19 pandemic, where heightened anxiety and stress levels have already been noted among student populations [42, 43] and competitive athletes [44–46].

With no current recommendations to guide the psychological care of at-risk athletes or those diagnosed with life-altering cardiac conditions, the use of shared decision-making (SDM) to enhance participation or restriction decisions has emerged as valuable clinical tool [47, 48]. The open communication engendered by the SDM process has been

shown to reduce the anxiety associated with screening, management, and treatment within athletic settings [49]. Overall, ongoing communication with the athlete and a multidisciplinary support team should be emphasized for proper monitoring of psychological burden, both before and following a cardiovascular risk assessment, particularly if a cardiac condition is diagnosed.

The Spectrum of Psychological Impact

The SCD of a young individual is a critical public health concern, representing a devastating event for numerous parties, including families, friends, healthcare providers, and communities. The life of a child or young adult that is cut short due to SCD has dramatic implications, considering their productive years of life lost to provide meaningful societal and economic contributions in the future. In the event a young individual survives a sudden cardiac arrest (SCA), the emotional burden associated with survival, as well as various lifestyle and family modifications, are imminent. The spectrum of psychological impact due to SCD in the young, and the burden associated with SCA survival, is described in Fig. 1.

Psychological Burdens of SCD Prevention and Survival

The diagnosis of a potentially life-threatening cardiomyopathy or channelopathy has a profound impact on the quality of life (QOL), self-perception, and exercise behavior of affected individuals. In one study of children with LQTS, Pediatric Cardiac Quality of Life Inventory scores were comparable to those with Tetralogy of Fallot despite the significant differences in morbidity and prognosis [50]. Using two standardized mental health assessments, this study noted that significantly more children with LQTS reported elevated scores than those expected for the general population on the Internalizing Problems scale, which is intended to measure anxiety, depression, and somatic complaints among participants [50]. Moreover, individuals with HCM report less time engaged in vigorous-intensity exercise (2.2 vs. 3.8 h/week, $p < 0.01$), with over half indicating that exercise restrictions negatively affected their emotional well-being [51]. Comparable findings are reported in many other such disease states including ARVC, where younger women appear to be most at risk [52].

Primary prevention with an implantable cardioverter-defibrillator (ICD) generally has the effect of relieving physician and family anxiety but, for the patient, can serve as a constant reminder of the disease. Further, whereas a psychological benefit of having the device exists, compared to the general population, anxiety levels remain higher in individuals with ICDs across the age spectrum [53]. A consistently identified risk factor for increased anxiety is experiencing an ICD shock. Younger individuals are more likely to experience

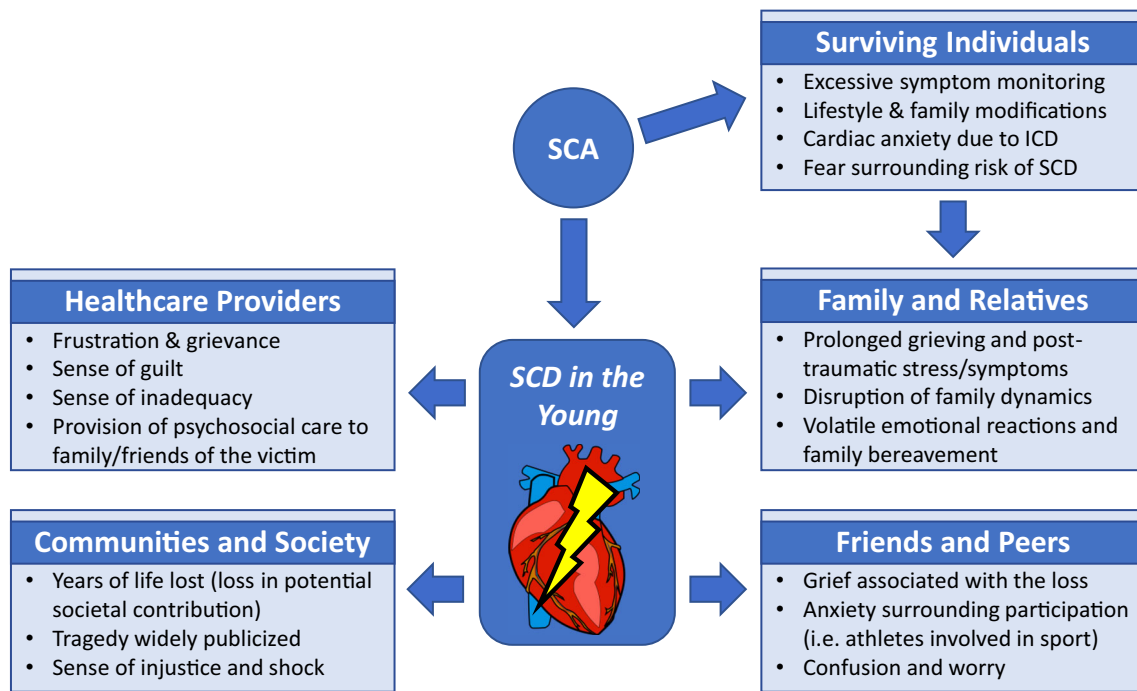


Fig. 1 The spectrum of psychosocial impact in the SCD of a young individual. Multiple complex psychological interactions surrounding the SCD of a young person exist. These unexpected deaths carry profound psychological and emotional effects through families, friends/peers,

healthcare providers, society, and especially individuals who survive a cardiac arrest. ICD: implantable cardioverter-defibrillator; SCA: sudden cardiac arrest; SCD: sudden cardiac death

arrhythmic events and, therefore, shock-related anxiety is suspected to be particularly common and debilitating [53]. Notably, experiencing even a single shock is associated with reduction in mental well-being and physical functioning [54]. Indeed, Ingles et al. (2013) reported an incidence of post-traumatic stress in 31% of young people who had experienced an ICD shock [55]. Conclusions from qualitative work has also described longitudinal attitude and activity changes among HCM patients with ICDs, noting adaptivity to necessary lifestyle changes (including leisure activities and professional life) and a reduction in perceived stigmatization [56].

Risk factors which influence QOL in patients with ICDs are age, ICD shock experience, premorbid anxiety and depression, lack of social support, and poor understanding of the device [53, 57]. Early recognition of these important post-procedural risks should be the focus of psychological interventions and must not be omitted during the decision-making process towards implantation. At the very least, it is incumbent upon cardiologists to ensure some level of psychosocial support is available post device implantation.

Survival from a SCA is often met with relief by loved ones and medical personnel. However, this event can profoundly impact perceptions of safety for the individual involved. The psychosocial sequelae may include cardiac anxiety with excessive symptom monitoring and accessing of medical services, avoidance behavior with reduction in physical activity, and distress with worse perceived health outcomes [58, 59]. In

a study of 188 survivors of SCA, significantly higher levels of heart-focused attention, greater fear, and avoidance behaviors were noted when compared to LQTS [59].

For patients at risk of SCD, those with an ICD, and for survivors of SCA, current medical care focuses on clinical outcomes despite much of the morbidity relating to potentially modifiable psychological sequelae. Interventions such as education, cognitive behavioral therapy, exercise prescription, and rehabilitation are effective in reducing emotional burden, as well as improving exercise tolerance and QOL. Medical professionals should not provide cardiovascular care related to SCD intervention in a vacuum, devoid of the psychosocial harms a patient may face.

The Impact of Young SCD on Family and Friends

Regardless of the outcome in SCA, resulting psychological distress experienced by close individuals is commonly disregarded in medical practice. The SCD of a young person devastates immediate social networks and leaves a lasting impact on all involved. Given the profound impact associated with a young death from any cause, the silent pathology of most SCD events amplifies the stages of grief and loss for close relatives and friends. Family bereavement experiences following SCD highlights the unplanned and unwanted change that is forced on the family system. The loss of a family member leads to volatile emotional reactions, disrupts

family dynamics, and causes bereaving members to relearn the social world through addressing important questions surrounding the young death [60]. For instance, approximately 1 in 2 family members report significant psychological difficulties, such as prolonged grief, anxiety, and post-traumatic stress symptoms [9, 61]. This is of particular concern for those who witness the death [61] and mothers of the deceased [9]. It is reasonable to assume that psychological challenges may also be present in the siblings of young SCD victims, leading to heightened anxiety and a constant sense of fear surrounding the same risk of death as their sibling.

To better understand the grieving process, Wisten and Zingmark (2007) interviewed bereaving parents following the SCD of a young child and synthesized responses into four unique needs: (1) evidence to grasp the situation, (2) reconstruction of the event, (3) explanation of the cause of death, and (4) sensitivity from supportive parties [62]. Further research on the family bereavement process is sorely required to understand the dynamic management approaches undertaken by families. To this end, recent evidence has suggested the important psychosocial support needs of bereaving families impacted by the SCD of a young individual, highlighting the benefits associated with access to community and peer-to-peer support [63••]. These support networks have been shown to provide a sense of safety and comfort for affected families during times of greatest distress. Specifically, they facilitate the processing of the unexpected event, as well as offer meaningful ways to maintain a continuing bond with the deceased (i.e., fundraising for young SCD-related community organizations) [63••]. Additionally, recent evidence describing the multifactorial needs of parents following a young SCD noted that psychosocial needs were the most unmet; more than half (54%) of their parent sample reported psychosocial information and support needs as unfulfilled by the clinical team [64]. As previously shown, proper psychological management may help facilitate post-traumatic growth experiences following the death of a loved one, improving personal strength, resilience, and empathy [60]. Providing post-loss assistance to families through grief counseling and psychosocial support programs requires further development in clinical practice. The sensitive communication of medical explanations surrounding a SCD, as well as the integration of patient representative groups and peer support into clinical pathways, has been suggested as potential implications for practice [63••].

Future Directions and Gaps in the Psychosocial Management of SCD

To bridge the gap between prevention initiatives, awareness/education, and psychological management in SCD, novel strategies have been established to reduce the burden associated with SCD in the young.

Community-Based SCD Awareness and Training

The goal of community-based prevention and education programs for children and adolescents is to reduce the public burden of SCD. Many of these programs have been initiated within school systems and boards, targeting young students. With limited basic life support training among staff and students, exacerbated by poor automated external defibrillator (AED) positioning within schools [65], significant interest in school-based SCD prevention programs has emerged. The rationale for introducing cardiopulmonary resuscitation (CPR) and AED training in primary and secondary schools is aimed at the knowledge dissemination within larger communities, adding students as potential resuscitators.

Studies have demonstrated preliminary evidence for the efficacy of training programs in educational domains. In Japan, the implementation of a multiple AED system (installing AEDs at assumed accident sites) across schools resulted in significantly shorter AED retrieval times [66]. As well, a recent systematic review demonstrated that CPR and associated skills, such as AED use and standard first aid, could be successfully delivered to children through short training interventions [5]. School-based CPR education has been shown to increase CPR knowledge and practical skill, and, most importantly, strengthen self-confidence in performing such maneuvers on SCA patients [67, 68]. These findings have important psychological implications, as an individual's motivation to initiate behaviors, such as CPR, is strongly dependent on levels of self-efficacy [69]. This phenomenon can be translated into improvements in bystander-initiated interventions—youth laymen with improved self-confidence of basic life support maneuvers perceive themselves as willing and able to commence CPR or defibrillation in the event of a SCA [70].

Novel teaching methods, such as the incorporation of a blended media-/manikin-based training model [71], student-designed and student-led CPR/AED methods [72], and app-based basic life support training for school children [73], have shown high levels of knowledge application and skill retention. Despite these promising safety initiatives, barriers to implementation, such as lack of funds, instructor competency, and scheduling difficulties [74], remain as major training obstacles. As a result, legislative and funding mandates have been recognized as the frontline requirements to systematically initiate school-based training [5]. Promising initiatives, such as the “KIDS SAVE LIVES” program, which has been endorsed by the World Health Organization [75], have led the charge in training schoolchildren in CPR, encouraging mandatory worldwide training as a means to improve the provision of bystander CPR [76–78]. Although before such mandates can be established, further outcomes-based research on the impact of CPR/AED training in young individuals is required.

Heart-Safe Exercise Promotion in Children and Young Adults

Physical activity and exercise are well-known preventive strategies for SCD among all age groups. Canadian physical activity guidelines suggest that all children 5–18 years of age should participate in at least 60 min of moderate- to vigorous-intensity physical activity per day [79]. Although SCD in the pediatric population is uncommon, the PPS of young individuals prior to entering organized sport or physical activity is gaining recognition, considering the unnecessary anxiety or psychological distress it may cause [33–35, 80]. Nevertheless, children and adults who are diagnosed with congenital or acquired cardiac diseases are still encouraged to maintain some level of physical activity or formalized rehabilitation [81]. Not only does this deliver direct cardiovascular health benefits, but the positive psychological effects of exercise on academic performance, self-esteem, and emotions have also been noted [82]. Since the psychological benefits of exercise are immediately experienced, the promotion of physical activity among children and adolescents through the lens of academic and emotional reward may be a better alternative to the long-term effects of cardiovascular disease prevention [82, 83]. Making involvement safer, through effective screening and SCD prevention therapies (such as AED and CPR education), could help mitigate the barriers and fears of engaging in exercise within the younger population.

The Multidisciplinary Cardiac Genetic Team

Given the potential psychosocial effects of family management and screening following a SCD, the key role of a specialized cardiovascular genetics team is imminent. Recent recommendations have advocated for the importance of integrating multiple subspecialties in the management of SCD in attempt to address specific procedural, ethical, legal, and practical challenges for post-mortem genetic testing [84]. Importantly, the proper provision of care is deeply rooted in the ability of a team to effectively manage grieving individuals, particularly the family of the deceased. In addition to the clinical expertise provided by the cardiologist, the multidisciplinary cardiac genetic team aims to integrate key links with genetic counselors, nurses, geneticists, pathologists, psychologists, cardiologists, primary care partners, and patient-advocacy groups to provide complete physical and psychosocial care to those impacted [4]. Past work advocates for the involvement of such teams within the cardiogenetic evaluation of SCD families [23]. Involvement of clinical psychologists for the provision of direct psychological support and genetic specialists to communicate accurate information on the evaluation process are critical. The roles of members within the multidisciplinary cardiac genetic team during the screening of families with a young SCD are described in Table 1. Overall, improvements for the management of families following SCD have been centered on strengthening the

Table 1 Roles of members within the multidisciplinary cardiac genetic team

Member	Role description
Cardiologist	<ul style="list-style-type: none"> • Provide directive referral approach to initiate cardiac genetic investigation. • Provide initial cardiac assessment of family members at risk for inherited heart condition.
Genetic counselor	<ul style="list-style-type: none"> • Oversee and coordinate the genetic screening process. • Assist the family in understanding the risks, benefits, interpretation of results, and potential lifestyle modifications or treatment options following the genetic screening process.
Geneticist	<ul style="list-style-type: none"> • Perform genetic testing procedure on family members and interpret results. • Organize management and treatment strategies along with other team members.
Nurse	<ul style="list-style-type: none"> • Act as an intermediary between cardiology, pathology, and genetic specialists. • Serve as a health care contact for the family, providing clinical information, care, and ongoing support.
Pathologist	<ul style="list-style-type: none"> • Examine biological materials to assist in the diagnosis of a cardiac genetic condition. • Perform post-mortem examination of SCD victim to help guide genetic screening process.
Patient-advocacy Groups	<ul style="list-style-type: none"> • Provide support services for families suffering from a young SCD. • Allow families an outlet to advocate for personal and community-wide initiatives (i.e. pre-participation screening, cardiovascular safety and prevention measures).
Primary care partner/physician	<ul style="list-style-type: none"> • Provide directive referral approach to initiate cardiac genetic investigation. • Provide family with educational material surrounding the genetic screening process and answer preliminary questions/concerns.
Psychologist	<ul style="list-style-type: none"> • Provide ongoing mental health support, therapy, and communication with the family to address concerns throughout the screening process and/or emotional distress after the SCD of a young individual.

SCD sudden cardiac death

information and decision-making process in genetic evaluations, which requires the involvement of a multifaceted team. This may be achieved partly through the constant availability of accurate and relevant information on the evaluation process by the genetic team [23].

Clinical Application: Managing Young At-Risk Athletes and SCD Families

Among the younger population, the role of psychosocial care is of utmost importance for young athletes, of which unexpected cardiac risk or conditions may be unveiled during the PPS process. During the screening process, the clinical application of psychosocial care should intersect along several points of a young athlete’s journey. It begins with provision of an informed SDM model, where the athlete (usually in discussion with parents/guardians) may choose to participate in a PPS process, aware of the consequences of participating, further diagnostic evaluation, and potential need for restriction.

Following initial screening, the young athlete and their family must be continuously supported, especially if cardiovascular concerns arise that have not yet led to restriction, but could still impact mental health, anxiety, and performance.

Restriction from exercise or sport may have a profound impact upon self-identity, career, and feelings of well-being [85]. Currently, there are no formal recommendations for follow-up in such cases. Existing guidelines may provide detailed algorithmic approaches to screening and testing that would disqualify an athlete, but then omit to consider the impact of such a decision on the overall mental well-being of an athlete. The existing body of literature also fails to recognize the impact of a SCD on teammates, coaches, and parents. The main message from patient advocacy and charitable groups across the globe, such as the Sudden Cardiac Arrest Foundation (USA), Jordan Boyd Foundation (Canada), and Cardiac Risk in the Young (UK), is that the true cost of SCD is not accounted for in the calculus of deciding whether screening approaches are of benefit. A lack of bereavement resources and formal follow-up recommendations demonstrates a critical gap in athletic cardiovascular health. Figure 2 outlines the clinically relevant psychosocial impacts during the life stages of a young athlete, considering important prevention strategies, psychological health, and grievance support (in the case of the SCA/SCD of a young individual).

The outcome of SCD is particularly tragic among young competitive and recreational athletes, oftentimes gaining widespread media attention and pleas from the community

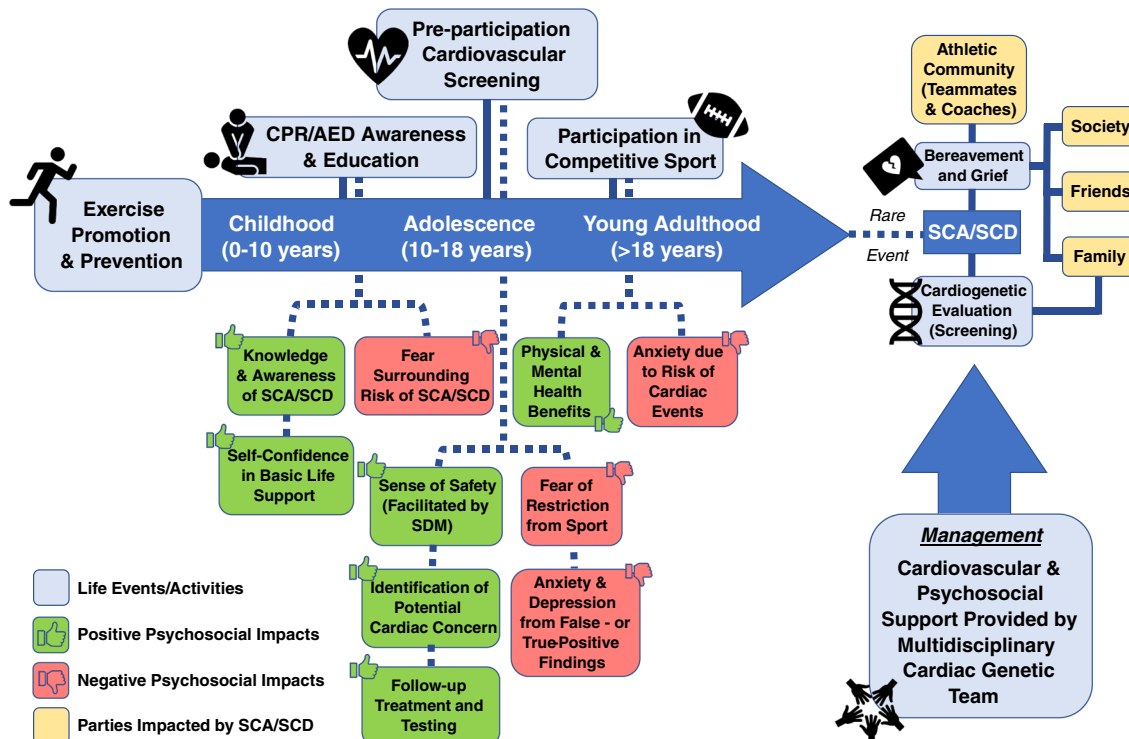


Fig. 2 Considerations and social impacts of cardiovascular care during the life stages of a young athlete. Throughout a young athlete’s life, numerous life events and activities intersect the relationship between cardiovascular and psychosocial health, each with clinically relevant positive and negative impacts. In the rare event a young athlete suffers a SCA or SCD, various parties (including family, friends, athletic

communities, and society) are affected, both psychologically and emotionally. The multidisciplinary cardiac genetic team should consider each of these important intersections and provide psychosocial support to both the at-risk athlete and grieving individuals. AED: automated external defibrillator; CPR: cardiopulmonary resuscitation; SDM: shared decision-making; SCA: sudden cardiac arrest; SCD: sudden cardiac death

for scientists, physicians, and funding agencies to “do more.” These events have an outsized and unexpected psychosocial impact that cannot be compared with death following an illness. On a more local/regional level, strategies to help reduce the burden of SCD in sport and recreational environments are urgently required; these strategies must promote safe exercise while incorporating novel cardiovascular care, prevention, and safety initiatives into the fabric of communities and their environment. For instance, the Community and Athletic Cardiovascular Health (CATCH) Network recently held a national level meeting to discuss the implementation of a community-based action plan to address the burden of SCA/SCD in the physically active population of provincial regions across Canada. Critically, the intersection between cardiovascular and psychosocial care is a crucial consideration when creating, refining, and disseminating these response plans, adapted to local needs, resources, and environments.

Conclusions

The impact of SCD in the young is devastating, resulting in important psychosocial impacts among the victim’s social network and beyond. Research should aim to further investigate the process of bereavement and develop strategies to minimize the psychological burden that accompanies the loss of a child or adolescent to SCD. Further collaboration among cardiologists, primary care physicians, geneticists, psychologists, and mental health professionals are required to develop approaches that complement the psychosocial management of SCD prevention strategies, as well as deal with the aftermath of such events.

Acknowledgments The authors would like to thank the Jordan Boyd Foundation for their careful review of this manuscript.

Compliance with Ethical Standards

Conflict of Interest The authors report no conflicts of interest.

Human and Animal Rights and Informed Consent This article does not contain studies with human or animal subjects performed by any of the authors.

References

Papers of particular interest, published recently, have been highlighted as:

- Of importance
 - Of major importance
1. El-Assaad I, Al-Kindi SG, Aziz PF. Trends of out-of-hospital sudden cardiac death among children and young adults. *Pediatrics*. 2017;140(6):e20171438. <https://doi.org/10.1542/peds.2017-1438>.
 2. Ackerman M, Atkins DL, Triedman JK. Sudden cardiac death in the young. *Circulation*. 2016;133(10):1006–26.
 3. Adams SM, Ward CE, Garcia KL. Sudden infant death syndrome. *Am Fam Physician*. 2015;91(11):19.
 4. Semsarian C, Ingles J, Wilde AAM. Sudden cardiac death in the young: the molecular autopsy and a practical approach to surviving relatives. *Eur Heart J*. 2015;36(21):1290–6.
 5. Plant N, Taylor K. How best to teach CPR to schoolchildren: a systematic review. *Resuscitation*. 2013;84(4):415–21.
 6. Winkel BG, Risgaard B, Sadjadieh G, Bundgaard H, Haunsø S, Tfelt-Hansen J. Sudden cardiac death in children (1–18 years): symptoms and causes of death in a nationwide setting. *Eur Heart J*. 2014;35(13):868–75.
 7. Maron BJ, Thompson PD, Ackerman MJ, Balady G, Berger S, Cohen D, et al. Recommendations and considerations related to preparticipation screening for cardiovascular abnormalities in competitive athletes: 2007 update. *Circulation*. 2007;115(12):1643–55.
 8. Kumar S, Peters S, Thompson T, Morgan N, Maccicoca I, Trainer A, et al. Familial cardiological and targeted genetic evaluation: low yield in sudden unexplained death and high yield in unexplained cardiac arrest syndromes. *Hear Rhythm*. 2013;10(11):1653–60.
 9. Yeates L, Hunt L, Saleh M, Semsarian C, Ingles J. Poor psychological wellbeing particularly in mothers following sudden cardiac death in the young. *Eur J Cardiovasc Nurs*. 2013;12(5):484–91.
 10. Girolami F, Frisso G, Benelli M, Crotti L, Iascone M, Mango R, et al. Contemporary genetic testing in inherited cardiac disease: tools, ethical issues, and clinical applications. *J Cardiovasc Med*. 2018;19(1):1–11.
 11. Cirino AL, Ho CY. Genetic testing for inherited heart disease. *Circulation*. 2013;128:e4–8.
 12. Cheng SJ, Yu HK, Chen YC, Chen CY, Lien WC, Yang PY, et al. Physical activity and risk of cardiovascular disease among older adults. *Int J Gerontol*. 2013;7(3):133–6.
 13. Pinckard K, Baskin KK, Stanford KI. Effects of exercise to improve cardiovascular health. *Front Cardiovasc Med*. 2019;6:69.
 14. Tutarel O, Gabriel H, Diller G-P. Exercise: friend or foe in adult congenital heart disease? *Curr Cardiol Rep*. 2013;15(11):416.
 15. Sweeting J, Ingles J, Ball K, Semsarian C. Challenges of exercise recommendations and sports participation in genetic heart disease patients. *Circ Cardiovasc Genet*. 2015;8:178–86.
 16. Maron BJ, Chaitman BR, Ackerman MJ, De Luna AB, Corrado D, Crosson JE, et al. Recommendations for physical activity and recreational sports participation for young patients with genetic cardiovascular diseases. *Circulation*. 2004;109(22):2807–16.
 17. James CA, Bhonsale A, Tichnell C, Murray B, Russell SD, Tandri H, et al. Exercise increases age-related penetrance and arrhythmic risk in arrhythmogenic right ventricular dysplasia/cardiomyopathy-associated desmosomal mutation carriers. *J Am Coll Cardiol*. 2013;62(14):1290–7.
 18. Dias KA, Link MS, Levine BD. Exercise training for patients with hypertrophic cardiomyopathy: JACC review topic of the week. *J Am Coll Cardiol*. 2018;72(10):1157–65.
 19. Ackerman MJ, Priori SG, Willems S, Berul C, Brugada R, Calkins H, et al. HRS/EHRA expert consensus statement on the state of genetic testing for the channelopathies and cardiomyopathies: this document was developed as a partnership between the Heart Rhythm Society (HRS) and the European Heart Rhythm Association (EHRA). *Hear Rhythm*. 2011;8(8):1308–39.
 20. Kiran M, Hershberger RE, Day SM, Klinedinst JN, Landstrom AP, Parikh VN, et al. Genetic Testing for Inherited Cardiovascular Diseases: A Scientific Statement From the American Heart Association. *Circ Genomic Precis Med*. 2020;13(4):373–85.
 21. • Bates K, Sweeting J, Yeates L, McDonald K, Semsarian C, Ingles J. Psychological adaptation to molecular autopsy findings following sudden cardiac death in the young. *Genet Med*. 2019;21(6):1452–6

This article quantifies the complex psychological burden faced

- by relatives of young SCD victims, particularly relating to molecular autopsy findings. The findings of this study suggest the need for the integration of genetic counselling and psychological support throughout the postmortem genetic testing process.**
22. Erskine KE, Hidayatallah NZ, Walsh CA, McDonald TV, Cohen L, Marion RW, et al. Motivation to pursue genetic testing in individuals with a personal or family history of cardiac events or sudden cardiac death. *J Genet Couns*. 2014;23(5):849–59.
 23. Van Der Werf C, Onderwater AT, Van Langen IM, Smets EMA. Experiences, considerations and emotions relating to cardiogenetic evaluation in relatives of young sudden cardiac death victims. *Eur J Hum Genet*. 2014;22(2):192–6.
 24. Skrzynia C, Demo EM, Baxter SM. Genetic counseling and testing for hypertrophic cardiomyopathy: an adult perspective. *J Cardiovasc Transl Res*. 2009;2(4):493–9.
 25. Demo EM, Skrzynia C, Baxter SM. Genetic counseling and testing for hypertrophic cardiomyopathy: the pediatric perspective. *J Cardiovasc Transl Res*. 2009;2(4):500–7.
 26. Borjesson M, Pelliccia A. Incidence and aetiology of sudden cardiac death in young athletes: an international perspective. *Br J Sports Med*. 2009;43(9):644–8.
 27. Harmon KG, Drezner JA, Wilson MG, Sharma S. Incidence of sudden cardiac death in athletes: a state-of-the-art review. *Br J Sport Med*. 2014;100:1227–34.
 28. Johri AM, Poirier P, Dorian P, Fournier A, Goodman JM, McKinney J, et al. Canadian Cardiovascular Society/Canadian Heart Rhythm Society Joint Position Statement on the cardiovascular screening of competitive athletes. *Can J Cardiol*. 2019;35(1):1–11.
 29. Corrado D, Pelliccia A, Bjørnstad HH, Vanhees L, Biffi A, Borjesson M, et al. Cardiovascular pre-participation screening of young competitive athletes for prevention of sudden death: proposal for a common European protocol. *Eur Heart J*. 2005;26(5):516–24.
 30. Malhotra A, Dhutia H, Finocchiaro G, Gati S, Beasley I, Clift P, et al. Outcomes of cardiac screening in adolescent soccer players. *N Engl J Med*. 2018;379(6):524–34.
 31. Corrado D, Basso C, Schiavon M, Pelliccia A, Thiene G. Pre-participation screening of young competitive athletes for prevention of sudden cardiac death. *J Am Coll Cardiol*. 2008;52(24):1981–9.
 32. Fanous Y, Dorian P. The prevention and management of sudden cardiac arrest in athletes. *Can Med Assoc Journal*. 2019;191(28):787–91.
 33. Asif IM, Johnson S, Schmieg J, Smith T, Rao AL, Harmon KG, et al. The psychological impact of cardiovascular screening: the athlete's perspective. *Br J Sports Med*. 2014;48(15):1162–6.
 34. Asif IM, Annett S, Ewing JA, Abdelfattah R, Sutphin B, Conley K, et al. Psychological impact of electrocardiogram screening in National Collegiate Athletic Association athletes. *Br J Sports Med*. 2017;51(20):1489–92.
 35. Asif IM, Price DE, Ewing A, Rao AL, Harmon KG, Drezner JA. The impact of diagnosis: measuring the psychological response to being diagnosed with serious or potentially lethal cardiac disease in young competitive athletes. *Br J Sports Med*. 2016;50(3):163–6.
 36. Vella SA, Swann C, Allen MS, Schweickle MJ, Magee CA. Bidirectional associations between sport involvement and mental health in adolescence. *Med Sci Sports Exerc*. 2017;49(4):687–94.
 37. Dhutia H, Malhotra A, Finocchiaro G, Merghani A, Papadakis M, Naci H, et al. Impact of the international recommendations for electrocardiographic interpretation on cardiovascular screening in young athletes. *J Am Coll Cardiol*. 2017;70(6):805–7.
 38. La Gerche A, Baggish AL, Knuuti J, Prior DL, Sharma S, Heidbuchel H, et al. Cardiac imaging and stress testing asymptomatic athletes to identify those at risk of sudden cardiac death. *JACC Cardiovasc Imaging*. 2013;6(9):994–1007.
 39. Baggish AL, Battle RW, Beaver TA, Border WL, Douglas PS, Kramer CM, et al. Recommendations on the use of multimodality cardiovascular imaging in young adult competitive athletes: a report from the American Society of Echocardiography in collaboration with the Society of Cardiovascular Computed Tomography and the Society for Card. *J Am Soc Echocardiogr*. 2020;33(5):523–49.
 40. Moulson N, Jaff Z, Wiltshire V, Taylor T, O'Connor HM, Hopman WM, et al. Feasibility and reliability of nonexpert POCUS for cardiovascular preparticipation screening of varsity athletes: the SHARP Protocol. *Can J Cardiol*. 2019;35(1):35–41.
 41. Dorian P, Goodman JM, Connelly KA. Policies to prevent sudden cardiac death in young athletes: challenging, but more testing is not the answer. *J Am Heart Assoc*. 2020;9(8):1–5.
 42. Grubic N, Badovinac S, Johri AM. Student mental health in the midst of the COVID-19 pandemic: A call for further research and immediate solutions. *Int J Soc Psychiatry*. 2020;66(5):517–8.
 43. Cao W, Fang Z, Hou G, Han M, Xu X, Dong J, et al. The psychological impact of the COVID-19 epidemic on college students in China. *Psychiatry Res*. 2020;287:112934.
 44. Toresdahl BG, Asif IM. Coronavirus disease 2019 (COVID-19): considerations for the competitive athlete. *Sport Heal A Multidiscip Approach*. 2020;12(3):221–4.
 45. Pillay L, van Rensburg DCC J, Jansen van Rensburg A, Ramagole DA, Holtzhausen L, Dijkstra HP, et al. Nowhere to hide: the significant impact of coronavirus disease 2019 (COVID-19) measures on elite and semi-elite south African athletes. *J Sci Med Sport*. 2020;23(7):670–9.
 46. Mehrsafari AH, Gazerani P, Moghadam Zadeh A, Jaenes Sánchez JC. Addressing potential impact of COVID-19 pandemic on physical and mental health of elite athletes. *Brain Behav Immun*. 2020;87:147–8.
 47. Moulson N, Dorian P, Krahn A, Virani A, Isserow S, McKinney J. Shared decision-making and the cardiovascular care of athletes: is it time to get back in the game? *Can J Cardiol*. 2019;36(6):941–4.
 48. Johri AM, Grubic N, Kuljic N, O'Connor M, Graham K, Bennett R, et al. Translation of the Canadian Cardiovascular Society/Canadian Heart Rhythm Society Cardiovascular Screening and Care of Athletes Program Into Practice. *Can J Cardiol*. 2019;35(7):935–9.
 49. Grubic N, Baranchuk A, Johri AM. An athlete's journey through cardiovascular screening: applying a nonbinary approach to sports participation/restriction using shared decision-making. *Can J Cardiol*. 2019;35(7):941.e3–4.
 50. Czosek RJ, Kaltman JR, Cassidy AE, Shah MJ, Vetter VL, Tanel RE, et al. Quality of life of pediatric patients with long QT syndrome. *Am J Cardiol*. 2016;117(4):605–10.
 51. Reineck E, Rolston B, Bragg-Gresham JL, Salberg L, Baty L, Kumar S, et al. Physical activity and other health behaviors in adults with hypertrophic cardiomyopathy. *Am J Cardiol*. 2013;111(7):1034–9.
 52. Rhodes AC, Murray B, Tichnell C, James CA, Calkins H, Sears SF. Quality of life metrics in arrhythmogenic right ventricular cardiomyopathy patients: the impact of age, shock and sex. *Int J Cardiol*. 2017;248:216–20.
 53. Sears SF, St Amant J, Zeigler V. Psychosocial considerations for children and young adolescents with implantable cardioverter defibrillators: an update. *Pacing Clin Electrophysiol*. 2009;32(s2):S80–2.
 54. Schron EB, Exner DV, Yao Q, Jenkins LS, Steinberg JS, Cook JR, et al. Quality of life in the antiarrhythmics versus implantable defibrillators trial: impact of therapy and influence of adverse symptoms and defibrillator shocks. *Circulation*. 2002;105(5):589–94.
 55. Ingles J, Sarina T, Kasparian N, Semsarian C. Psychological wellbeing and posttraumatic stress associated with implantable cardioverter defibrillator therapy in young adults with genetic heart disease. *Int J Cardiol*. 2013;168(4):3779–84.

56. Magnusson P, Jonsson J, Mörmér S, Fredriksson L. Living with hypertrophic cardiomyopathy and an implantable defibrillator. *BMC Cardiovasc Disord*. 2017;17:121.
57. Wong F, Sit J, Wong E. Factors influencing health-related quality of life in patients with an implantable cardioverter defibrillator: a systematic review. *JBIM Database Syst Rev Implement Reports*. 2012;10:2785–881.
58. Hamang A, Eide GE, Rokne B, Nordin K, Øyen N. General anxiety, depression, and physical health in relation to symptoms of heart-focused anxiety- a cross sectional study among patients living with the risk of serious arrhythmias and sudden cardiac death. *Health Qual Life Outcomes*. 2011;9:1–10.
59. Rosman L, Whited A, Lampert R, Mosesso VN, Lawless C, Sears SF. Cardiac anxiety after sudden cardiac arrest: severity, predictors and clinical implications. *Int J Cardiol*. 2015;181:73–6.
60. Mayer DDM, Rosenfeld AG, Gilbert K. Lives forever changed: family bereavement experiences after sudden cardiac death. *Appl Nurs Res*. 2013;26(4):168–73.
61. Ingles J, Spinks C, Yeates L, McGeechan K, Kasparian N, Semsarian C. Posttraumatic stress and prolonged grief after the sudden cardiac death of a young relative. *JAMA Intern Med*. 2016;176(3):402–5.
62. Wisten A, Zingmark K. Supportive needs of parents confronted with sudden cardiac death—a qualitative study. *Resuscitation*. 2007;74(1):68–74.
63. Steffen EM, Timotijevic L, Coyle A. A qualitative analysis of psychosocial needs and support impacts in families affected by young sudden cardiac death: the role of community and peer support (in press). *Eur J Cardiovasc Nurs*. 2020. <https://doi.org/10.1177/1474515120922347> **This article describes the important role of community and peer support among families affected by a young SCD, specifically highlighting the numerous ways these networks can assist in the bereavement process.**
64. McDonald K, Sharpe L, Yeates L, Semsarian C, Ingles J. Needs analysis of parents following sudden cardiac death in the young. *Open Hear*. 2020;7(2):e001120.
65. Takamura A, Ito S, Maruyama K, Ryo Y, Saito M, Fujimura S, et al. Quality of basic life support education and automated external defibrillator setting in schools in Ishikawa. *Japan Pediatr Int*. 2017;59(3):352–6.
66. Higaki T, Chisaka T, Moritani T, Ohta M, Takata H, Yamauchi T, et al. Installation of multiple automated external defibrillators to prevent sudden death in school-aged children. *Pediatr Int*. 2016;58(12):1261–5.
67. Lukas RP, Van Aken H, Mölhoff T, Weber T, Rammert M, Wild E, et al. Kids save lives: a six-year longitudinal study of schoolchildren learning cardiopulmonary resuscitation: who should do the teaching and will the effects last? *Resuscitation*. 2016;101:35–40.
68. Wingen S, Schroeder DC, Ecker H, Steinhauser S, Altin S, Stock S, et al. Self-confidence and level of knowledge after cardiopulmonary resuscitation training in 14 to 18-year-old schoolchildren. *Eur J Anaesthesiol*. 2018;35(7):519–26.
69. Bandura A. Social cognitive theory: an agentic perspective. *Annu Rev Psychol*. 2001;52(1):1–26.
70. Abellsson A, Odestrand P, Nygårdh A. To strengthen self-confidence as a step in improving prehospital youth laymen basic life support. *BMC Emerg Med*. 2020;20(1):8.
71. Castillo J, Gallart A, Rodríguez E, Castillo J, Gomar C. Basic life support and external defibrillation competences after instruction and at 6 months comparing face-to-face and blended training. *Randomised trial Nurse Educ Today*. 2018;65:232–8.
72. Vetter VL, Haley DM, Dugan NP, Iyer VR, Shults J. Innovative cardiopulmonary resuscitation and automated external defibrillator programs in schools: results from the Student Program for Olympic Resuscitation Training in Schools (SPORTS) study. *Resuscitation*. 2016;104:46–52.
73. Doucet L, Lammens R, Hendrickx S, Dewolf P. App-based learning as an alternative for instructors in teaching basic life support to school children: a randomized control trial. *Acta Clin Belg*. 2019;74(5):317–25.
74. Hansen CM, Zinckernagel L, Ersbøll AK, Tjørnhøj-Thomsen T, Wissenberg M, Lippert FK, et al. Cardiopulmonary resuscitation training in schools following 8 years of mandating legislation in Denmark: a nationwide survey. *J Am Heart Assoc*. 2017;6(3):e004128. <https://www.ahajournals.org/doi/10.1161/JAHA.116.004128>.
75. Böttiger BW, Van Aken H. Kids save lives - training school children in cardiopulmonary resuscitation worldwide is now endorsed by the World Health Organization (WHO). *Resuscitation*. 2015;94:A5–7.
76. Böttiger BW, Bossaert LL, Castrén M, Cimpoesu D, Georgiou M, Greif R, et al. Kids Save Lives – ERC position statement on school children education in CPR: “Hands that help – Training children is training for life”. *Resuscitation*. 2016;105:A1–3.
77. Böttiger BW, Semeraro F, Altemeyer KH, Breckwoldt J, Kreimeier U, Rücker G, et al. Kids save lives: school children education in resuscitation for Europe and the world. *Eur J Anaesthesiol*. 2017;34(12):792–6.
78. Böttiger BW, Lockey A, Georgiou M, Greif R, Monsieurs KG, Mpotos N, et al. KIDS SAVE LIVES: ERC position statement on schoolteachers’ education and qualification in resuscitation. *Resuscitation*. 2020;151:87–90.
79. Canadian Society for Exercise Physiology. Canadian Physical Activity Guidelines [Internet]. 2011. Available from: http://www.csep.ca/CMFiles/Guidelines/CSEP_PAGuidelinesQ&A_E.pdf. Accessed June 15 2020.
80. Asif IM, Price D, Fisher LA, Zakrajsek RA, Larsen LK, Raabe JJ, et al. Stages of psychological impact after diagnosis with serious or potentially lethal cardiac disease in young competitive athletes: a new model. *J Electrocardiol*. 2015;48(3):298–310.
81. Cava JR, Danduran MJ, Fedderly RT, Sayger PL. Exercise recommendations and risk factors for sudden cardiac death. *Pediatr Clin N Am*. 2004;51(5):1401–20.
82. Rasmussen M, Laumann K. The academic and psychological benefits of exercise in healthy children and adolescents. *Eur J Psychol Educ*. 2013;28(3):945–62.
83. Eime RM, Young JA, Harvey JT, Charity MJ, Payne WR. A systematic review of the psychological and social benefits of participation in sport for children and adolescents: informing development of a conceptual model of health through sport. *Int J Behav Nutr Phys Act*. 2013;10(1):98.
84. Fellmann F, Van El CG, Charron P, Michaud K, Howard HC, Boers SN, et al. European recommendations integrating genetic testing into multidisciplinary management of sudden cardiac death. *Eur J Hum Genet*. 2019;27:1763–73.
85. Martin LA, Fogarty GJ, Albion MJ. Changes in athletic identity and life satisfaction of elite athletes as a function of retirement status. *J Appl Sport Psychol*. 2014 Jan 1;26(1):96–110.